



Towards the partial resumption of agriculture with buckwheat cultivation in fields physically decontaminated of radioactive cesium after the nuclear power plant accident in 2011: a case study in Yamakiya District, Fukushima

Katashi Kubo, Hiroyuki Kobayashi, Ryusuke Fujimoto, Takeshi Ota & Takuro Shinano

To cite this article: Katashi Kubo, Hiroyuki Kobayashi, Ryusuke Fujimoto, Takeshi Ota & Takuro Shinano (2019) Towards the partial resumption of agriculture with buckwheat cultivation in fields physically decontaminated of radioactive cesium after the nuclear power plant accident in 2011: a case study in Yamakiya District, Fukushima, *Plant Production Science*, 22:2, 159-167, DOI: [10.1080/1343943X.2018.1543546](https://doi.org/10.1080/1343943X.2018.1543546)

To link to this article: <https://doi.org/10.1080/1343943X.2018.1543546>



© 2018 The Author(s). Published by Informa UK Limited, trading as Taylor & Francis Group.



[View supplementary material](#)



Published online: 26 Nov 2018.



[Submit your article to this journal](#)



Article views: 813



[View related articles](#)



Citing articles: 1 [View citing articles](#)

Towards the partial resumption of agriculture with buckwheat cultivation in fields physically decontaminated of radioactive cesium after the nuclear power plant accident in 2011: a case study in Yamakiya District, Fukushima

Katashi Kubo^a, Hiroyuki Kobayashi^b, Ryusuke Fujimoto^a, Takeshi Ota^a and Takuro Shinano^a

^aAgricultural Radiation Research Center, Tohoku Agricultural Research Center, National Agriculture and Food Research Organization (NARO), Fukushima, Japan; ^bCrop Production Systems Division, NARO Agricultural Research Center, Tsukuba, Japan

ABSTRACT

Yamakiya District in the town of Kawamata, Fukushima Prefecture, was evacuated after the nuclear accident at the Tokyo Electric Power Company's Fukushima Dai-ichi nuclear power plant in 2011. Since then, nuclear decontamination procedures have been applied to the surrounding environment, including agricultural fields. The decontamination procedure for agricultural fields consists of the removal of radiation-contaminated surface soil, followed by soil dressing and plowing. However, radioactive cesium (RCs) remains in the soil even after decontamination. In this study, we investigated the effect of applying nitrogen, potassium fertilizers, and cattle manure compost on buckwheat growth and the concentration of RCs in the grain of buckwheat cultivated in a decontaminated field from 2014 to 2016. Applications of potassium fertilizer and cattle manure compost increased the soil exchangeable potassium content and decreased the RCs concentration in the grain of buckwheat cultivated in the decontaminated field. Before the cultivation of the first buckwheat crop, the RCs concentration in soil varied widely and there were 'hot spots' with high RCs concentrations because of insufficient mixing of the original and the dressed soils. Therefore, soil had to be adequately mixed to avoid producing grain with a high RCs concentration. Buckwheat grew better when supplied with more nitrogen fertilizer than the conventional amount at the first cultivation, indicating that the dressed soil had low fertility. We also monitored buckwheat cultivation by local farmers in decontaminated fields from 2015 to 2017. By using potassium fertilizer, the farmers produced buckwheat grain with low RCs concentrations from 2015 to 2017.

ARTICLE HISTORY

Received 12 April 2018
Revised 9 October 2018
Accepted 29 October 2018

KEYWORDS

Buckwheat;
decontamination;
Fukushima; potassium
application; radionuclide;
relaunching of agriculture;
soil fertility


1. Introduction

An accident at the Tokyo Electric Power Company's (TEPCO) Fukushima Dai-ichi (No. 1) nuclear power plant (FDNPP) triggered by the Great East Japan Earthquake and tsunami on 11 March 2011 resulted in the emission of radioactive materials, including radioactive cesium ($^{134}\text{Cs} + ^{137}\text{Cs}$, RCs), into the environment of eastern Japan (Fukushima Prefecture, 2015). Evacuation zones were established in this area to reduce radiation exposure to the residents. Such zones occupied 371 km² in Fukushima in December 2017 (Fukushima Prefecture, 2017a), although the total area of evacuation zones has since reduced because of the decontamination of radioactive materials in the environment and natural attenuation of radiation. In October 2017, there were still 20,000 evacuees from evacuation zones (Fukushima Prefecture, 2017a).

Before the accident at the FDNPP, 217 farmer households in Yamakiya District, Kawamata town (Figure 1)

conducted agricultural activities across approximately 880 ha of farmland (including paddy fields, upland fields, and pastures) (Kawamata town, 2013). After the accident, farmland with RCs concentrations in soil up to 5000 Bq kg⁻¹ was physically decontaminated. This process involved the removal of radiation-contaminated surface soil (to about 5-cm soil depth), soil dressing, and plowing to mix the new soil into the original soil and reduce the RCs concentration (MAFF, 2013; Yukumoto, 2012). Approximately 600 ha of farmland was targeted for physical decontamination in Yamakiya District (MEV, 2017). Due to the decrease in the RCs concentrations as a result of physical decontamination of residential land, buildings, roads, forests, and farmland, as well as by natural attenuation, the evacuation order for Yamakiya was lifted in March 2017 (Nuclear Emergency Response Headquarters, 2016).

In Yamakiya District, buckwheat (*Fagopyrum esculentum* Moench) was richly cultivated before the accident at the FDNPP ('Nihon Keizai Shimbun' on 30 December 2011). Some farmers intended to relaunch agriculture by

CONTACT Katashi Kubo  ktskubo@affrc.go.jp

 Supplemental data for this article can be accessed [here](#).

© 2019 The Author(s). Published by Informa UK Limited, trading as Taylor & Francis Group.

This is an Open Access article distributed under the terms of the Creative Commons Attribution License (<http://creativecommons.org/licenses/by/4.0/>), which permits unrestricted use, distribution, and reproduction in any medium, provided the original work is properly cited.

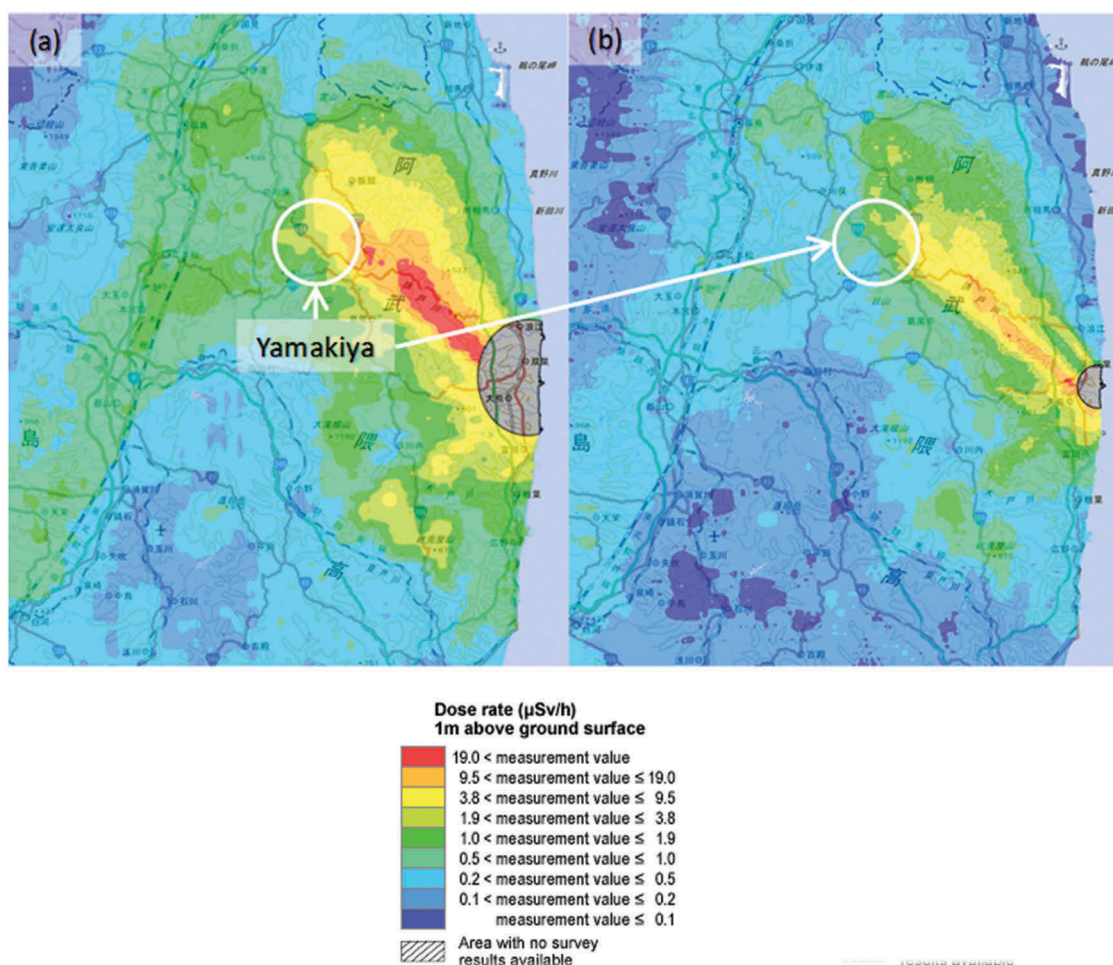


Figure 1. Location of Yamakiya and RCs deposition maps. (a) 1 November 2011 and (b) 4 November 2015.

Cited from 'Extension Site of the Distribution Map for Radiation Dose' (<http://ramap.jmc.or.jp/map/eng/>).

cultivating buckwheat in physically decontaminated fields in 2015. Buckwheat would be a suitable crop to cultivate in such fields in term of adaptation to low-fertile soil condition (Pavek, 2016) because the dressed soil added during physical decontamination may have low fertility, as reported by Yoshino et al. (2015). Previously, we have shown that the RCs concentration in buckwheat grain can be decreased by increasing the soil exchangeable potassium (ExK) content in RCs-contaminated fields which were not conducted the physical decontamination (Kubo et al., 2015). Recently, Kubo et al. (2017) have also reported that increased soil ExK content affects to decreased RCs absorption due to the decreased soil exchangeable RCs concentration and to decreased RCs translocation from root to shoot and from shoot to grain. In addition, Saito and Sato (2014) have reported that the application of cattle manure is useful to increase the soil ExK content and to decrease the RCs concentration in cabbage. At that time, however, there was insufficient information about the soil RCs concentrations in physically decontaminated fields, and about the effect of soil ExK content to RCs concentrations in the

grain of buckwheat grown in those fields. In this study, therefore, we investigated the soil RCs concentration and the effect of soil ExK content on grain RCs concentrations in buckwheat grown in physically decontaminated fields in Yamakiya District. We also evaluated the effects of increased nitrogen application rates and cattle manure application on buckwheat growth and soil fertility. Besides the on-site experiments mentioned above, we monitored the resumption of buckwheat cultivation by local farmers in fields that had been physically decontaminated of RCs.

2. Materials and methods

2.1. Field experiment

A field experiment was conducted at a farmer's field during 2014–2016 in Yamakiya, where physical decontamination of RCs had been conducted in the spring of 2014 by the Ministry of the Environment (MEV). The ^{137}Cs concentration in the physically decontaminated field was

1236 ± 84 Bq kg⁻¹ (average ± standard error, $n = 15$) before sowing in 2014. Before buckwheat cultivation, N (ammonium sulfate, 21.0% N) and P₂O₅ (calcium superphosphate, 20.5% P₂O₅) were each applied at 30 kg ha⁻¹ uniformly across the field. This is the conventional rate of application for buckwheat cultivation (Fukushima prefecture, 2017b). K₂O (potassium sulfate, 50.0% K₂O) was applied at four rates: 0, 200, 400, and 600 kg ha⁻¹, corresponding to 150, 250, 350, and 450 mg K₂O kg⁻¹ soil ExK content, respectively (calculated as the soil bulk density 1.0 mg m⁻³, soil depth 20 cm), in 2014. The plots supplemented with K₂O at 0, 200, 400, and 600 kg ha⁻¹ were designated as N1K1, N1K2, N1K3, and N1K4, respectively (Table 1). The soil ExK content in the N1K1 plot before sowing was 180 and 200 mg K₂O kg⁻¹ in 2015 and 2016, respectively. In addition, a plot with N applied at 60 kg ha⁻¹ K₂O application). In 2016, two plots were added: 10 t ha⁻¹ of cattle manure compost and no manure compost (M1 and M0 plots, respectively) in an area with no cropping history since 2011 in the same field. The N, P₂O₅, and K₂O fertilizers were each applied at a rate of 30 kg ha⁻¹ in the M1 and M0 plots. All fertilizers and manure were applied before plowing and sowing. The area of each plot was 18.0 m² for the N1K1, N1K2, N1K3, N1K4, and N2K3 plots and 26.25 m² for the M0 and M1 plots. The buckwheat cultivar 'Aizunokaori', which was bred in Fukushima Prefecture (Yamauchi, 2012), was sown after hill plowing. The sowing dates were 5 August, 30 July, and 28 July in 2014, 2015, and 2016, respectively. The seed was sown by row seeding with the row space of 0.75 m (seeding rate, 50 kg ha⁻¹). The experiment had a randomized block design with three replications for the N1K1, N1K2, N1K3, N1K4, and N2K3 plots and two replications for the M0 and M1 plots. The field was surrounded by an electric fence to avoid crop damage by wild animals such as boars.

The shoot and grain of buckwheat were sampled by cutting at ground level at the maturity stage (2 October, 8 October, and 5 October in 2014, 2015, and 2016, respectively). The grain was separated from the shoot by threshing, and was polished using a polishing

machine (F1; Fukubishi Co., Ltd., Fukushima, Japan) to avoid contamination of the grain surface (Kubo et al., 2016). Soil samples at 20-cm depth were collected from around the plant root with a worm scoop (Fujiwara Scientific Company Co., Ltd., Tokyo Japan) during plant sampling. Ten soil samples were collected using the scoop in each plot and then mixed before further analysis.

2.2. Buckwheat cultivation by local farmers in RCs decontaminated fields

In 2015, buckwheat was cultivated by a local farmers' group, the 'Kawamata-Nakanouchi Buckwheat Club (KNBC)' (Supplementary Figure 1a), in three fields (fields A (22 a), B (20 a), and C (33 a)) in Yamakiya District, which had been physically decontaminated of RCs by MEV. First, we explained to the members of the KNBC about the use of potassium fertilizer to decrease the RCs concentration in buckwheat, as demonstrated previously (MAFF, 2014; Kubo et al., 2015). Before buckwheat sowing, soil samples were collected from 0 to 20 cm depth at five sites in each field, and these samples were used to measure the RCs concentration and soil ExK content. Based on the lowest soil ExK content in each field, potassium sulfate was added to increase the soil ExK content to 300 mg K₂O kg⁻¹ (Kubo et al., 2015). The amount of potassium sulfate applied was 580, 588, and 900 kg ha⁻¹ in fields A, B, and C, respectively. The N and P₂O₅ fertilizers were added at a rate of 60 kg ha⁻¹ (based on the results of '1. Field experiment') and 30 kg ha⁻¹, respectively. On 8 August, fertilization, plowing, and sowing by broadcasting were conducted. The local buckwheat variety 'Yamakiya-zairai' was sown at a density of 50 kg seeds ha⁻¹. On 18 October, buckwheat was harvested from all fields by a GC360 combine harvester (Yanmar, Japan) (Supplementary Figure 1b). The grain was passed through a winnower and polished. Soil samples were collected at 0–20-cm depth from five sites in each field at the seedling, flowering, and maturity stages of buckwheat.

Buckwheat was cultivated by the members of the KNBC in four fields (total, 1.2 ha) and five fields (total, 1.5 ha) in Yamakiya District in 2016 and 2017, respectively. In 2016 and 2017, the soil ExK content at the harvest in previous years in each field was determined as the average value of five sites, and K₂O was added to increase the soil ExK content to 300 mg K₂O Kg⁻¹. In 2016, all the fields had up to 300 mg K₂O Kg⁻¹ of soil ExK content. In 2017, the soil ExK content of one field (Field B) did not exceed 300 mg K₂O Kg⁻¹ (251 mg K₂O Kg⁻¹). The amount of potassium sulfate application

Table 1. Amount of N, K₂O, and cattle manure compost applied to each plot in the field experiment.

	2014–2015		2016		
	N (kg ha ⁻¹)	K ₂ O (kg ha ⁻¹)	N (kg ha ⁻¹)	K ₂ O (kg ha ⁻¹)	compost (t ha ⁻¹)
N1K1	30	0	30	0	–
N1K2	30	200	30	200	–
N1K3	30	400	30	400	–
N1K4	30	600	30	600	–
N2K3	60	400	60	400	–
M0	–	–	30	30	0
M1	–	–	30	30	10

was 60 kg ha⁻¹ and 60–196 kg ha⁻¹ in 2016 and 2017, respectively (the fields with soil containing 300 mg K₂O kg⁻¹ at harvest in previous years were supplemented with 30 kg K₂O ha⁻¹, the conventional application rate). The N and P₂O₅ fertilizers were each added at a rate of 30 kg ha⁻¹ in both years. Fertilization, plowing, and sowing were conducted on 31 July and 5 August in 2016 and 2017, respectively, and harvesting was conducted on 30 September and 28 September in 2016 and 2017, respectively. The buckwheat variety, sowing method and density, and harvesting and preparation after the harvest were same as those in 2015.

2.3. Soil and plant analyses

Soil samples were air-dried and passed through a 2.0-mm sieve to determine the soil ExK content and the RCs concentration. The water content in the air-dried soil samples in '2.1 Field experiment' was 2.7 ± 0.2%, 2.5 ± 0.1%, and 2.7 ± 0.1% (average ± standard error in all the samples) in 2014, 2015, and 2016, respectively. The soil ExK content was determined by atomic absorption spectrophotometry (ZA-3000, Hitachi High-Technologies Corporation, Tokyo, Japan) after extraction in 1 M ammonium acetate at a soil solution ratio of 1:10 for 1 h at room temperature. The other chemical properties (pH, exchangeable CaO, exchangeable MgO, cation exchange capacity (CEC), available P₂O₅, NH₄-N, NO₃-N, P₂O₅ absorption coefficient, and humus) of soil in the N1K1 plots at sowing and maturity each year were analyzed based on the methods described by Kubo et al. (2018). Analyses of the soil chemical properties except for ExK content were conducted for a bulk soil sample, which was a mixed sample of three replicates collected at each sampling time. Bulk soils of M0 and M1 at the maturity stage of buckwheat were also analyzed to determine their chemical properties (including soil ExK content).

In '2.1 Field experiment', grain yield was measured for each plot with 15% water content. In '2.2. Buckwheat production by local farmers in RCs-decontaminated fields', the total weight of grain harvested from all the fields was recorded. For the RCs analysis, we targeted only ¹³⁷Cs because it is difficult to measure ¹³⁴Cs accurately due to natural attenuation (half-lives; ¹³⁴Cs 2.0648 year, ¹³⁷Cs 30.1671 year). The ratio of ¹³⁴Cs and ¹³⁷Cs emitted from TEPCO's FDNPP was approximately 1:1 (Komori et al., 2013). To evaluate the RCs concentration in buckwheat grain produced by the KNBC, the ¹³⁴Cs concentration was estimated from the ¹³⁷Cs concentration and the half-lives of ¹³⁴Cs and ¹³⁷Cs. The ¹³⁷Cs concentration was measured with a germanium semiconductor detector (GC2520-7500SL; Canberra Japan KK, Tokyo, Japan) in NARO for air-dried all soil samples and for buckwheat grain (15% water

content) at the maturity stage for all the samples of '2.1 Field experiment' and the 2015 and 2016 samples of '2.2. Buckwheat production by local farmers in RCs-decontaminated fields'. Buckwheat grain produced by the KNBC in 2017 was measured with a germanium semiconductor detector in Fukushima prefecture. The measurement of the ¹³⁷Cs concentration had a 10% range error, and the results were decay-corrected to the day of sampling. The transfer factor (TF) of RCs from soil to buckwheat grain was calculated as follows: TF = ¹³⁷Cs (Bq kg⁻¹) in buckwheat grain (15% water content)/¹³⁷Cs (Bq kg⁻¹) in air-dried soil.

2.4. Statistical analyses

To detect differences among treatments, data were subjected to analysis of variance (ANOVA) using the general linear model procedure, and multiple comparisons were conducted with the least significant difference (LSD) procedure. Pearson's correlation analyses were used to evaluate the relationships between two characteristics. Analyses were conducted using SPSS software (IBM SPSS ver. 25 for Windows; IBM Japan).

3. Results and discussion

3.1. Field experiment

3.1.1. Plant growth and grain yield

The average shoot dry weight (DW) of buckwheat in all plots was 1314 and 2216 kg ha⁻¹ in 2014 and 2015, respectively, and was greater in 2015 than in 2014 (Table 2). In 2014, the shoot DW differed significantly among plots, and was higher in N2K3 than in the other plots. The shoot DW did not differ significantly among the plots in 2015. The average grain yield of buckwheat from all plots was 966, 1022, and 898 kg ha⁻¹ in 2014, 2015, and 2016, respectively. The grain yield from the N2K3 plot tended to be higher than those from the other plots in 2014, although the differences among plots were not significant. The growth of buckwheat in areas without fertilizer was very poor, and no yield was obtained (data not shown). In 2015 and 2016, the grain yields did not differ among plots.

The CEC, NO₃-N content, and humus content at sowing were lower in 2014 than in 2015 and 2016. These differences may explain the difference in plant growth among plots in 2014. The NO₃-N content was low (1.1 mg kg⁻¹) in the dressed soil (decomposed granite soil) in the fields (Table 3), similar to the values for dressed soil reported previously by Yoshino et al. (2015). It was considered that the N fertilization was important to increase buckwheat yield as reported by Sugimoto (2004) and Wang et al. (2015). The CEC and humus content were also low,

Table 2. Shoot dry weight (DW), grain yield, and grain ^{137}Cs concentration in field experiment.

		Shoot DW (kg ha ⁻¹)	Grain yield (kg ha ⁻¹)	Grain ^{137}Cs (Bq kg ⁻¹)
2014	N1K1	1395	908	17.0
	N1K2	1141	790	15.8
	N1K3	1220	1015	7.4
	N1K4	1022	612	8.0
	N2K3	1795	1499	8.0
ANOVA		* ^a	ns	*
LSD ($P < 0.05$) ^b		373	921	6.7
2015	N1K1	2207	1013	14.7
	N1K2	2553	1015	7.0
	N1K3	2085	889	5.9
	N1K4	2262	1131	5.8
	N2K3	1969	1071	5.4
ANOVA		ns	ns	ns
LSD ($P < 0.05$)		809	408	6.4
2016	N1K1	-	939	14.3
	N1K2	-	864	6.2
	N1K3	-	878	5.0
	N1K4	-	796	4.1
	N2K3	-	1015	4.6
ANOVA		ns	ns	**
LSD ($P < 0.05$)			417	4.7

^a ** and * indicate significant difference at $P < 0.01$ and $0.01 \leq P < 0.05$, respectively. ns, not significant.

^b Least significant difference.

4.8 cmol_c kg⁻¹ and 0.12%, respectively, in the dressed soil. CEC and humus may also have had interactive effects on buckwheat growth. The conventional basal N fertilizer application rate for buckwheat in Fukushima Prefecture is 0–30 kg ha⁻¹ (Fukushima Prefecture, 2017b). Therefore, we considered that double the amount of N fertilizer (60 kg ha⁻¹) would be suitable to support the first buckwheat crops cultivated in the decontaminated fields in this area.

3.1.2. Grain RCs concentration affected by soil ExK content

The range of grain ^{137}Cs concentrations was 7.4–17.0 Bq kg⁻¹ in 2014, 5.4–14.7 Bq kg⁻¹ in 2015, and 4.1–14.3 Bq kg⁻¹ in 2016 (Table 2), and all these values were under the standard limit (100 Bq kg⁻¹) even when the ^{134}Cs and ^{137}Cs concentrations were combined. The decrease in

RCs concentration in the field due to the physical decontamination and natural attenuation of RCs would have partly contributed to the lower concentration of RCs in buckwheat grain than the standard limit. The grain ^{137}Cs concentration differed significantly among plots in 2014 and 2016, respectively, and was significantly higher in the N1K1 plot than in the other plots in both years. Although there was no significant difference in grain ^{137}Cs concentration among the plots in 2015, it tended to be higher in N1K1 than in the other plots. In 2014, grain in N1K2 had a relatively higher ^{137}Cs concentration than those of grain in plots with higher application rates of potassium. The grain ^{137}Cs concentration and ^{137}Cs TF decreased with higher soil ExK content at maturity in all 3 years (Figure 2), although the relationship between soil ExK content and grain ^{137}Cs concentration in 2014 was not significant. The ^{137}Cs TF was stably low when the soil ExK content exceeded 300 mg K₂O kg⁻¹. A decrease in grain RCs concentration with increasing soil ExK content was also observed in a field that had not been physically decontaminated (soil RCs concentration; <5000 Bq kg⁻¹) (Kubo et al., 2015). Kubo et al. (2017) demonstrated that higher soil ExK content decreased both RCs absorption and RCs translocation (from root to shoot and from shoot to grain) in buckwheat plants. Since some RCs remains in the soil even after physical decontamination, increasing the soil ExK content is required to decrease the RCs concentration in buckwheat grain, whether or not the field has been decontaminated. Increasing the soil ExK content has also been shown to reduce the RCs content in rice (Fujimura et al., 2016). It is important to continuously monitor the RCs transfer from soil to grain in such fields.

3.1.3. Effect of variability in soil RCs concentration on grain RCs concentration

As shown in Figure 2, the relationship between soil ExK content and grain ^{137}Cs concentration was more variable in 2014 than in 2015 and 2016, and the coefficient of correlation was not significant in 2014. However, the coefficient of correlation between soil ExK content and

Table 3. Soil chemical properties in N1K1 plots and dressed soil in field experiment.

	2014		2015		2016		Dressed soil
	Sowing	Maturity	Sowing	Maturity	Sowing	Maturity	
pH	5.6	5.7	5.5	5.8	5.8	5.8	6.4
Exchangeable CaO (mg kg ⁻¹)	1420	1230	1470	1360	1440	1360	976
Exchangeable MgO (mg kg ⁻¹)	184	130	178	142	172	146	80.3
Exchangeable K ₂ O (mg kg ⁻¹)	152	167	206	116	144	175	49.1
CEC (cmol _c kg ⁻¹)	9.2	9.0	11.4	11.7	11.6	12.7	4.8
Available P ₂ O ₅ (mg kg ⁻¹)	239	214	243	223	193	203	90.7
NH ₄ -N (mg kg ⁻¹)	16.3	5.1	20.9	6.4	4.7	4.4	<1.0
NO ₃ -N (mg kg ⁻¹)	1.1	2.5	4.6	2.0	4.8	2.7	1.1
P ₂ O ₅ absorption coefficient (mg kg ⁻¹)	4850	5380	6050	6110	6440	7150	918
Humus (%)	4.4	4.8	6.1	6.3	5.7	6.7	0.1

Analyses were conducted for bulk soil sample (N1K1 plots: mixture of three replicate samples, dressed soil: mixture of five samples).

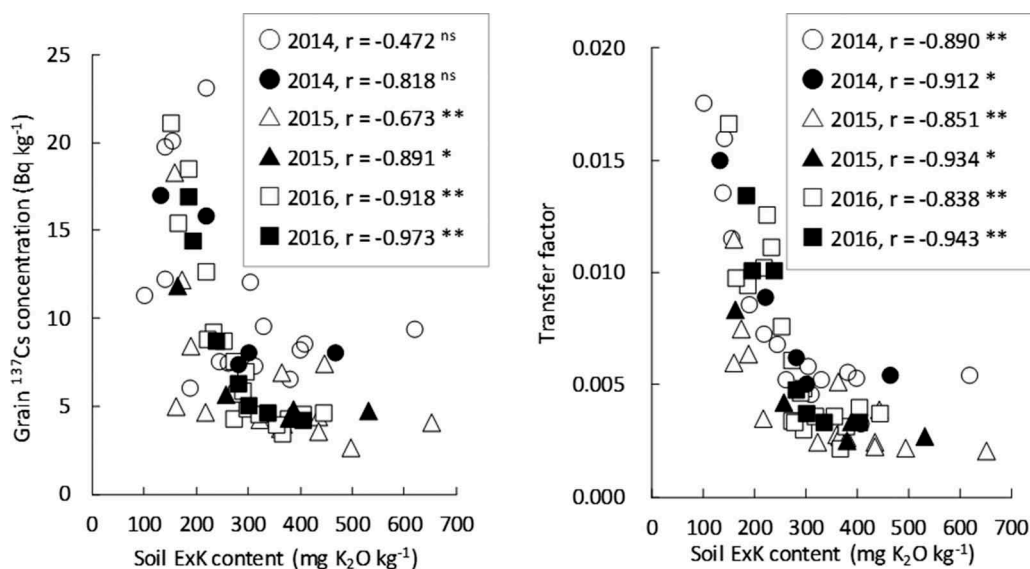


Figure 2. Relationships between soil ExK content and grain ¹³⁷Cs concentration (left) and ¹³⁷Cs transfer factor (right) in field experiment.

Open and closed symbols show the values of each plot and the average of plots, respectively. Correlation coefficients were calculated with power approximation. ** and * show significant at $P < 0.1$ and $0.1 \leq P < 0.05$, respectively. ns shows not significant.

the ¹³⁷Cs TF in 2014 was significant and high. The reason for the variation in grain ¹³⁷Cs was the variation in soil ¹³⁷Cs concentration within the field. The range and coefficient of variation were larger in 2014 than in 2015 and 2016 (Table 4). This result indicated that there was wide variation in the soil ¹³⁷Cs concentrations within a field and relatively high RCs concentrations in some localized spots. This may have been due to insufficient mixing of the dressed soil with the original soil, which was not able to be removed completely by the decontamination procedure. Since there is a risk of high RCs concentrations in localized spots in the physically decontaminated fields before cultivation, it is important to carefully mix the original soil and dressed soil by tillage before cultivation and to increase the soil ExK content by adding K fertilizer.

The average soil ¹³⁷Cs concentration gradually decreased from 2014 to 2016 (Table 4). The effective half-lives of soil ¹³⁷Cs concentrations were 3413 days (from 2014 to 2015), 2373 days (from 2015 to 2016), and 2805 days (from 2014 to 2016) in the field, considerably shorter than the half-life of ¹³⁷Cs by natural attenuation

(11,021 days). MAFF (2017) also has reported that the RCs concentration in the upland fields in Fukushima in November 2015 had decreased by 18% compared with that in November 2014, even though the decrease in RCs by physical attenuation during this period was only 8%. The rapid attenuation of ¹³⁷Cs in the upland fields may be related to mixing of surface soil with deeper soil by tillage and/or runoff of the small soil particles with relatively high RCs concentrations to areas outside the field.

3.1.4. Effect of manure application on soil chemical properties and grain RCs concentration

The soil ExK content was higher in the M1 plot than in the M0 plot at the buckwheat harvest time (Table 5). Other chemical properties did not differ between these two plots, although there were high values of exchangeable MgO, available P₂O₅, NO₃-N, and humus in the M1 plot. Grain yield did not differ significantly between the two plots. The grain ¹³⁷Cs concentration in M1 was about half that in M0, although the values were not significantly different. We concluded that the relatively lower grain ¹³⁷Cs concentration in the M1 plot than in the M0 plot was due to the increased soil ExK content resulting from the application of cattle manure compost. In a paddy field in Fukushima Prefecture that had been physically decontaminated of RCs, the application of organic matter (rice straw and cattle manure compost) improved rice production and decreased the grain RCs concentration (Nishiwaki et al., 2017). We obtained similar results for buckwheat. Therefore, application of cattle manure compost is a practical

Table 4. Range, average, and coefficient of variation on the soil ¹³⁷Cs concentrations in the field.

	Range (Bq kg ⁻¹)	Average (Bq kg ⁻¹)	CV (%)
2014	680–3380	1640	44.8
2015	833–1972	1521	19.4
2016	824–1972	1368	21.1

(n = 15).

Table 5. Soil chemical properties, grain yield, and grain ^{137}Cs concentration in M0 and M1 plots.

	M0	M1
Soil		
pH	6.0	6.0
Exchangeable CaO (mg kg ⁻¹)	1570	1550
Exchangeable MgO (mg kg ⁻¹)	191	207
Exchangeable K ₂ O (mg kg ⁻¹)	108	197
CEC (cmol _c kg ⁻¹)	12.5	12.5
Available P ₂ O ₅ (mg kg ⁻¹)	194	233
NH ₄ -N (mg kg ⁻¹)	4.6	3.9
NO ₃ -N (mg kg ⁻¹)	2.9	3.2
P ₂ O ₅ absorption coefficient (mg kg ⁻¹)	6840	6210
Humus (%)	5.5	5.7
Grain		
Yield (kg ha ⁻¹)	706 ± 14 ^a	641 ± 71 ^{ns b}
^{137}Cs (Bq kg ⁻¹)	16.8 ± 4.2	8.7 ± 0.1 ^{ns}

^aAverage ± standard error ($n = 2$).

^bns, not significant.

countermeasure to increase the soil ExK content and decrease the crop RCs concentration in fields that have been physically decontaminated of RCs. This method is applicable for organic crop production, depending on the interest of the farmers.

3.2. Buckwheat production by local farmers in RCs-decontaminated fields

3.2.1. Soil ExK content and grain RCs concentration

Table 6 shows the soil ^{137}Cs concentrations and soil ExK contents before and during buckwheat cultivation in the fields of the KNBC in 2015. The average soil ^{137}Cs concentration in the three fields before cultivation was 231 Bq kg⁻¹, lower than that in the experimental field where the on-site experiment was conducted (Section 3.1). The average soil ExK content before fertilization was <300 mg K₂O kg⁻¹ in fields A and C. Out of five site measurements, the lowest values of soil ExK contents were 155, 153, and 75 mg K₂O kg⁻¹ in fields A, B, and C,

Table 6. Soil ^{137}Cs concentration, soil ExK content, grain ^{137}Cs concentration, and ^{137}Cs transfer factor in the three fields (A, B, and C) cultivated by the KNBC.

	A	B	C
Soil ^{137}Cs (Bq kg ⁻¹)			
Before fertilization	232 ± 115 ^a	316 ± 242	144 ± 42
Sowing	389 ± 193	303 ± 282	117 ± 33
Flowering	307 ± 115	474 ± 261	149 ± 18
Maturity	254 ± 111	374 ± 210	164 ± 64
Soil ExK content (mg K ₂ O kg ⁻¹)			
Before fertilization	186 ± 12	300 ± 57	163 ± 39
Sowing	559 ± 33	386 ± 40	506 ± 121
Flowering	353 ± 23	303 ± 23	311 ± 23
Maturity	363 ± 21	306 ± 76	304 ± 28
Grain at maturity			
^{137}Cs (Bq kg ⁻¹)	1.30 (1.62) ^b	4.68 (5.89)	2.32 (2.90)
Transfer factor	0.0051	0.0127	0.0170

^a Average ± standard error ($n = 5$).

^b Values in parentheses are total concentrations of ^{134}Cs and ^{137}Cs .

respectively (data not shown). Application of potassium sulfate fertilizer to these fields before sowing increased the soil ExK content. The average soil ExK content was still >300 mg K₂O kg⁻¹ at the buckwheat maturity stage in all the fields. The RCs ($^{134}\text{Cs} + ^{137}\text{Cs}$) concentrations in buckwheat grains harvested from these fields were under the standard limit (Table 6). The RCs concentrations in buckwheat grain were also under the standard limit in 2016 (1.69 Bq kg⁻¹) and 2017 (<25 Bq kg⁻¹). However, the TF of RCs in Fields B and C was not so low compared to that in the field where the on-site experiment was conducted, even though the soil ExK was mostly >300 mg K₂O kg⁻¹. Several researchers such as Sawhney (1964), Nakao et al. (2008), and Mukai et al. (2016) have reported that RCs adsorb to clay minerals in the soil, and such adsorbed RCs are poorly absorbed by plants. Although further research is needed, differences in the soil clay mineral composition and the adsorption of RCs to soil may affect RCs uptake from soil by plants growing in contaminated fields.

Field B had a spot with a relatively low soil ExK content (137 mg K₂O kg⁻¹) at buckwheat maturity in 2015; this may have been due to the erosion of dressed soil because field B was moderately sloping (Supplementary Figure 2). Wakabayashi et al. (2018) noted that there is a risk on runoff of RCs in soil by soil erosion from sloping fields, and suggested that cover crops should be grown to reduce soil erosion. Soil erosion may also reduce the soil ExK content, leading to increased RCs concentrations in crops. Therefore, preventing soil erosion is another important countermeasure.

3.2.2. Yields and significance of efforts by local farmers

In 2015, the total production of grain from fields A and C cultivated by the KNBC was 148 kg, and the yield was 269 kg ha⁻¹ (Table 7). The yield from field B was very low because of crop damage by wild boars. In 2016, the total grain production and yield were 240 kg and 240 kg ha⁻¹, respectively. Some fields were affected by wild boars and water-lodging damage. In 2017, the fields were fenced with electric fences, and the total grain production and yield were 1070 kg and 713 kg ha⁻¹, respectively. The buckwheat cultivated in these fields (Supplementary Figure 1c) featured at the harvest festival, which has been run by the KNBC at Kawamata each year since 2015 ('Fukushima-Minpo' on 8 December 2015, and 5 December 2017; 'Fukushima-Minyu' on 10 December, 7 December 2015, 2016, and 6 December 2017). This festival provides the opportunity for citizens affected by the evacuation to reconnect (Supplementary Figure 1d-f). From these aspects, demonstrative cultivation by farmers

Table 7. Harvested area, total grain production, and grain yield in fields cultivated by KNBC.

	Harvested area (ha)	Total production (kg)	Yield (kg ha ⁻¹)
2015	0.55	148	269
2016	1.00	240	240
2017	1.50	1070	713

themselves and collaborations between farmers and researchers (Hoffmann et al., 2007) are effective methods to encourage better understanding of agricultural problems and the development of new techniques to share with farmers. The continuous support of the town office and the prefectural government are also contributing to demonstrative cultivation by farmers in fields physically decontaminated of RCs and the collaboration between farmers and researchers.

4. Conclusion

This study revealed the status of fields physically decontaminated of RCs and the cautions for resuming agriculture in such fields. The main results were as follows:

- (1) Some RCs remained in the field even after physical decontamination. In the RCs-decontaminated fields, there were some 'hot spots' with high local RCs concentrations because of the uneven removal of radiation-contaminated surface soil and insufficient mixing of the original and dressed soils. Careful mixing of the soil and increasing the soil ExK content by adding potassium are important steps to decrease the concentration of RCs in buckwheat cultivated in decontaminated fields.
- (2) The soil fertility of RCs-decontaminated fields was relatively low compared with that of common fields. Nitrogen fertilizer had to be applied at double the conventional rate to support the growth of the first buckwheat crops in the RCs-decontaminated fields. Cattle manure also increased soil fertility and decreased the RCs concentration in buckwheat.
- (3) Buckwheat grain with radioactivity beneath the standard limit was produced by local farmers in the fields that had been physically decontaminated of RCs for 3 years. Resumption of agriculture with buckwheat cultivation is gradually progressing in Yamakiya District.

These results highlight that understanding the characteristics of the original and dressed soils in each area is important before relaunching agriculture. By adding appropriate inputs, farmers can produce crops with low RCs concentrations in physically decontaminated fields.

Continuous field studies with the participation of local farmers could be a preface to relaunching crop production not only in Yamakiya District but also in other areas where evacuation orders have been lifted.

Acknowledgments

We are grateful to Mr Takahito Nikaido of the Kawamata town office, and all the members of KNBC (representative: Mr Genkichi Murakami) for their cooperation during these experiments. We thank the following staff at the NARO Tohoku Agricultural Research Center: Dr Hisaya Matsunami, Dr Tomoko Uchida, Mr Yoshihiko Takahashi, Ms Yuki Sato, Ms Tomoko Saito, Ms Yukari Watanabe, Ms Michie Mimori, Ms Chiemi Kawashima, Ms Yumiko Matsuzawa, Ms Yurie Yoshida, and Ms Kyoko Yokoyama for sample preparation and ¹³⁷Cs analyses. Dr Mayumi Hachinohe and Dr Shioka Hamamatsu of NARO Food Research Institute also kindly supported the ¹³⁷Cs analyses. Mr Osamu Murata, Mr Rikiya Kimura, Mr Mitsuhiro Miura, Mr Takashi Shimada, Mr Junji Tanji, Mr Masakatsu Ito, Mr Rikio Shishido, Mr Takao Sakurai, Mr Masanori Yoshida, Ms Mai Aoto, and Mr Takahiro Oyama of NARO Tohoku Agricultural Research Center provided support for field management and post-harvest grain preparation. We thank Jennifer Smith, PhD, from Edanz Group (www.edanzediting.com/ac) for editing a draft of this manuscript.

Disclosure statement

No potential conflict of interest was reported by the authors.

Funding

This study was partly conducted under the 'Development of Decontamination Technologies for Radioactive Substances in Agricultural Land' projects funded by MAFF of Japan.

ORCID

Katashi Kubo  <http://orcid.org/0000-0002-6355-6730>

References

- Fujimura, S., Eguchi, T., Matsunami, H., Ota, T., Murakami, T., Ishikawa, T., ... Okushima, S. (2016). Transfer factors of radiocesium to brown rice in the decontaminated paddy field. *Japanese Journal of Crop Science*, 85, 211–217. * In Japanese with English summary.
- Fukushima Prefecture. (2015). Records of the Great East Japan Earthquake and strides of reconstruction. Retrieved from http://www.pref.fukushima.lg.jp/sec_file/koho/e-book/_SWF_Window.html *** In Japanese.
- Fukushima Prefecture. (2017a). Fukushima revitalization station. Retrieved from <http://www.pref.fukushima.lg.jp/site/portal-english/en03-08.html>
- Fukushima Prefecture. (2017b). Cultivation method of buckwheat cultivar 'Aizunokaori'. Retrieved from <https://www.pref.fukushima.lg.jp/uploaded/attachment/40179.pdf> *** In Japanese.

- Hoffmann, V., Probst, K., & Christinck, A. (2007). Farmers and researchers: How can collaborative advantages be created in participatory research and technology development? *Agriculture and Human Values*, 24, 355–368.
- Kawamata town. (2013). Intention survey of local feelings on the restart of agriculture. Retrieved from <http://www.town.kawamata.lg.jp/uploaded/attachment/3897.pdf> *** In Japanese.
- Komori, M., Shozugawa, K., Nogawa, N., & Matsuo, M. (2013). Evaluation of radioactive contamination caused by each plant of Fukushima Daiichi nuclear power station using $^{134}\text{Cs}/^{137}\text{Cs}$ activity ratio as an index. *Bunseki Kagaku*, 62, 475–483. * In Japanese with English summary.
- Kubo, K., Nemoto, K., Kobayashi, H., Kuriyama, Y., Harada, H., Matsunami, H., & Shinano, T. (2015). Analyses and countermeasures for decreasing radioactive cesium in buckwheat in areas affected by the nuclear accident in 2011. *Field Crops Research*, 170, 40–46.
- Kubo, K., Kobayashi, H., Nemoto, K., Hirayama, T., Matsunami, H., Ichihashi, Y., & Shinano, T. (2016). Decreasing radioactive cesium in lodged buckwheat grain after harvest. *Plant Production Science*, 19, 91–95.
- Kubo, K., Fujimura, S., Kobayashi, H., Ota, T., & Shinano, T. (2017). Effect of soil exchangeable potassium content on cesium absorption and partitioning in buckwheat grown in a radioactive cesium-contaminated field. *Plant Production Science*, 20, 396–405.
- Kubo, K., Hirayama, T., Fujimura, S., Eguchi, T., Nihei, N., Hamamoto, S., & Shinano, T. (2018). Potassium behavior and clay mineral composition in the soil with low effectiveness of potassium application. *Soil Science and Plant Nutrition*, 64, 265–271.
- MAFF. (2013). Summary of the protocol on the decontamination of farmland. Retrieved from <http://www.maff.go.jp/j/nousin/seko/josen/pdf/gaiyou.pdf> *** In Japanese.
- MAFF. (2014). *Factors affecting to increase radioactive cesium concentration in buckwheat grain and its countermeasures* (2nd ed.). Retrieved from http://www.maff.go.jp/j/kanbo/joho/saigai/pdf/h25soba_yoin.pdf *** In Japanese.
- MAFF. (2017). Preparation of distribution map on radiogen concentration in agricultural fields. Retrieved from <http://www.affrc.maff.go.jp/docs/map/> *** In Japanese.
- MEV. (2017). Environmental remediation, decontamination. Retrieved from <http://josen.env.go.jp/en/decontamination/>
- Mukai, H., Hirose, A., Motai, S., Kikushi, R., Tanoi, K., Nakanishi, T. M., & Kogure, T. (2016). Cesium adsorption/desorption behavior of clay minerals considering actual contamination conditions in Fukushima. *Scientific Reports*, 6, 21543.
- Nakao, A., Thiry, Y., Funakawa, S., & Kosaki, T. (2008). Characterization of the frayed edge site of micaceous minerals in soil clays influenced by different pedogenetic conditions in Japan and northern Thailand. *Soil Science and Plant Nutrition*, 54, 479–489.
- Nishiwaki, J., Asagi, N., Komatsuzaki, M., Mizoguchi, M., & Noborio, K. (2017). Effect of added organic matter on soil fertility after stripping-off Cs-contaminated top soil at litate village in Fukushima Prefecture. *Paddy and Water Environment*, 15, 11–18.
- Nuclear Emergency Response Headquarters. (2016). On the lifting of evacuation zone in Kawamata town. Retrieved from http://www.meti.go.jp/earthquake/nuclear/kinkyu/hinanshiji/2016/pdf/1028_01_01.pdf *** In Japanese.
- Pavek, P. L. S. (2016). *Plant guide for buckwheat (Fagopyrum esculentum)*. Pullman, WA: USDA-Natural Resources Conservation Service, Pullman Plant Materials Center.
- Saito, M., & Sato, M. (2014). Effect of additional potassium fertilizer and manure to reduce radiocesium contamination in cabbage. *Bulletin of the Fukushima Agricultural Technology Centre, Special Issue for Measures to Decrease Radioactive Materials*, 1, 66–69. ** In Japanese with English title.
- Sawhney, B. L. (1964). Sorption and fixation of microquantities of cesium by clay minerals: Effect of saturating cations. *Soil Science Society of America Journal*, 28, 183–186.
- Sugimoto, H. (2004). Effects of nitrogen application on the growth and yield of summer buckwheat cultivated in western Japan with special reference to dry matter production and nitrogen absorption. *Japanese Journal of Crop Science*, 73, 181–188. * In Japanese with English summary.
- Wakabayashi, S., Eguchi, T., Ota, T., Matsunami, H., Yoshino, N., & Higashiyama, M. (2018). Effect of cover crops on cesium-137 runoff control in sloping fields. *Japanese Journal of Soil Science and Plant Nutrition*, 89, 19–25. * In Japanese with English summary.
- Wang, C., Ruan, R. W., Yuan, X. H., Hu, D., Yang, H., Li, Y., & Yi, Z. L. (2015). Effects of nitrogen fertilizer and planting density on the lignin synthesis in the culm in relation to lodging resistance of buckwheat. *Plant Production Science*, 18, 218–227.
- Yamauchi, T. (2012). Characteristics and cultivation method of buckwheat cultivar ‘Aizunokaori’ selected from landrace in Fukushima prefecture. *Tokusanshubyo*, 14, 59–62. *** In Japanese.
- Yoshino, N., Kobayashi, H., Takahashi, Y., & Saitou, K. (2015). Effect of soil stripping and dressing for decontamination of radioactive materials on soil fertility of agricultural land. *Journal of Society for Remediation of Radioactive Contamination in Environment*, 3, 145–152 * In Japanese with English summary.
- Yukumoto, O. (2012). Development of removal technology for the radioactive materials included in farm soil. *Journal of the Japanese Society of Agricultural Machinery*, 74, 94–98. ** In Japanese with English title.