



Cycling provision separated from motor traffic: a systematic review exploring whether stated preferences vary by gender and age

Rachel Aldred, Bridget Elliott, James Woodcock & Anna Goodman

To cite this article: Rachel Aldred, Bridget Elliott, James Woodcock & Anna Goodman (2017) Cycling provision separated from motor traffic: a systematic review exploring whether stated preferences vary by gender and age, Transport Reviews, 37:1, 29-55, DOI: [10.1080/01441647.2016.1200156](https://doi.org/10.1080/01441647.2016.1200156)

To link to this article: <https://doi.org/10.1080/01441647.2016.1200156>



© 2016 The Author(s). Published by Informa UK Limited, trading as Taylor & Francis Group



[View supplementary material](#)



Published online: 14 Jul 2016.



[Submit your article to this journal](#)



Article views: 6492



[View related articles](#)



[View Crossmark data](#)



Citing articles: 52 [View citing articles](#)

Cycling provision separated from motor traffic: a systematic review exploring whether stated preferences vary by gender and age

Rachel Aldred^a, Bridget Elliott^b, James Woodcock^{c*} and Anna Goodman^{d*}

^aFaculty of Architecture and the Built Environment, Department of Planning and Transport, London, UK;

^bPolicy Studies Institute, University of Westminster, London, UK; ^cUKCRC Centre for Diet and Activity Research (CEDAR), MRC Epidemiology Unit, School of Clinical Medicine, University of Cambridge, Cambridge, UK;

^dLSHTM, London, UK

ABSTRACT

In this paper, we represent a systematic review of stated preference studies examining the extent to which cycle infrastructure preferences vary by gender and by age. A search of online, English-language academic and policy literature was followed by a three-stage screening process to identify relevant studies. We found 54 studies that investigated whether preferences for cycle infrastructure varied by gender and/or by age. Forty-four of these studies considered the extent of separation from motor traffic. The remainder of the studies covered diverse topics, including preferred winter maintenance methods and attitudes to cycle track lighting. We found that women reported stronger preferences than men for greater separation from motor traffic. There was weaker evidence of stronger preferences among older people. Differences in preferences were quantitative rather than qualitative; that is, preferences for separated infrastructure were stronger in some groups than in others, but no group preferred integration with motor traffic. Thus, in low-cycling countries seeking to increase cycling, this evidence suggests focusing on the stronger preferences of under-represented groups as a necessary element of universal design for cycling.

ARTICLE HISTORY

Received 4 November 2015
Accepted 5 June 2016


KEYWORDS

Cycling; gender; age; equity; systematic review

Introduction

Within countries with a low cycling mode share (approximately 5% mode share or less, herein referred to as low-cycling countries), cycling is demographically unequal, notably by gender and age (Pucher & Buehler, 2008). A policy concern to diversify cycling has been accompanied by a growth in academic literature on this issue. Aldred, Woodcock and Goodman (2015) explored whether increasing cycle commuting (between 2001 and 2011) was associated with greater age and gender diversity in England and Wales.

CONTACT Rachel Aldred  r.albred@westminster.ac.uk  Faculty of Architecture and the Built Environment, Department of Planning and Transport, Marylebone Campus, 35 Marylebone Road, London NW1 5LS, UK

 Supplemental data for this article can be accessed at [10.1080/01441647.2016.1200156](http://dx.doi.org/10.1080/01441647.2016.1200156).

*Joint senior authors.

© 2016 The Author(s). Published by Informa UK Limited, trading as Taylor & Francis Group

This is an Open Access article distributed under the terms of the Creative Commons Attribution License (<http://creativecommons.org/licenses/by/4.0/>), which permits unrestricted use, distribution, and reproduction in any medium, provided the original work is properly cited.

The results suggest that increased cycling in Inner London and some other, largely metropolitan, areas has not yet been associated with an increase in diversity.

Part of the reason for this lack of diversification may lie in a lack of change in existing cycling environments. Increasingly, authors examine the extent to which experience of active travel environments may vary between groups (Asadi-Shekari, Moeinaddini, & Zaly Shah, 2013; Habib, Mann, Mahmoud, & Weiss, 2014; Oxley, Corben, Charlton, Fildes, & Rothengatter, 2005). For example, an ageing population generates new design challenges for cycle infrastructure (Fietsberaad, 2007), while the engineering requirements of three-wheeled cycles (used to carry children or other cargo, or ridden by some disabled cyclists) differ from that of bicycles (Transport for London [TfL], 2014).

Understanding under-represented groups' views on infrastructure may help realise policy goals to diversify cycling. Specifically, authors have suggested that people from demographic groups under-represented in lower cycling contexts show greater aversion to sharing with motor traffic than do younger people and men (Chataway, Kaplan, Nielsen, & Prato, 2014; Davies, Halliday, Mayes, & Pocock, 1997). If so, this could be part of the explanation for observed inequalities in cycling, especially higher cycling countries, with better cycling infrastructure, have much greater gender and age equity (Aldred et al., 2015).

To date, however, no systematic review has examined gender and age similarities and differences in preferences for different types of cycling environments. This review helps to fill that gap by systematically synthesising the evidence on what people say they would prefer if given a choice. It does not consider the evidence on what people actually choose in existing cycling environments, in which they may have few options. Its findings have policy implications for building infrastructure for cycling in low-cycling countries. They speak to an ongoing debate between those who suggest that building more infrastructure that *existing* cyclists find acceptable will increase and diversify cycling (Office for National Statistics [ONS], 2014) and those who argue that this approach will reinforce existing inequalities (Horton & Jones, 2015).

Review focus

The paper complements systematic reviews already published in the field of active transport, which focus on intervention research to promote cycling (Yang, Sahlqvist, McMinn, Griffin, & Ogilvie, 2010) or cycle safety (e.g. Owen, Kendrick, Mulvaney, Coleman, & Royal, 2011). One central conclusion of these reviews is that it is hard to draw firm conclusions because of the limited number both of high-quality interventions and of high-quality studies. While several high quality studies have been published subsequently (e.g. Goodman, Sahlqvist, & Ogilvie, 2014; Heinen, Panter, Mackett, & Ogilvie, 2015), the literature remains relatively small.

This evidence gap partly reflects the fact that much transport evidence does not fit neatly into the "intervention" category. Within the topic of infrastructure and cycling uptake, other relevant study types include ecological studies (correlating area-based characteristics with cycling levels, drawing conclusions about the weight of different factors); route choice studies (exploring where current cyclists ride, and deriving "revealed" preferences from this); and stated preference surveys (asking people what infrastructure would encourage them to cycle). The latter form of evidence is the focus of this review which asks whether and how cycle infrastructure preferences vary by gender and age.

The paper joins a growing number of publications in the transport field (e.g. Jothi Basu, Subramanian, & Cheikhrouhou, 2015; Vieira, Kliemann Neto, & Amaral, 2014; Wang & Notteboom, 2014) using a systematic review approach. Although stated preference studies have been common in transport research for some time (Hensher, 1994), they have rarely been synthesised using systematic reviews. Such synthesis is, however, increasingly common in other disciplines that make use of stated preference data, such as health economics (Whitty, Lancsar, Rixon, Golenko, & Ratcliffe, 2014).

Our choice of a systematic review approach means the paper benefits from the increasing robustness that comes with a more comprehensive search. However, the systematic, in-depth approach meant we had to choose a narrower question than narrative reviews can adopt. We would argue that this paper helps to demonstrate the value of systematically reviewing stated preference evidence in transport. We hope that it will be complemented by future systematic reviews of other topics and other types of evidence, including ecological studies and route choice studies.

In this review, an inclusive definition of “stated preference” is used. Traditionally in transport research, stated preference studies refer to techniques specifically used to estimate utility functions, used within choice modelling to predict change in use of transport infrastructure or services and/or to calculate cost–benefit ratios (Kroes & Sheldon, 1988). However, with the field becoming more interdisciplinary, health and social researchers (e.g. Winters & Teschke, 2010) are also conducting research asking about people’s infrastructural preferences, although without the aim of creating utility models. Here, both types of study are included.

Methods for selection, appraisal and synthesis

Methods are outlined here: for more details on search terms, sources retrieved and screening procedures, please see Appendix. Two authors (RA and BE), the study appraisers, searched the academic databases (EBSCO, Web of Science, ProQuest, PubMed, TRID, ARRB) plus 11 websites (via Google) (end of March 2015), following a search protocol developed by the team with input from additional advisors at the Centre for Diet and Activity Research. We only included studies that covered preferences related to cycle routes and infrastructure; so not, for example, preferences for taking bicycles on trains. Studies were included that reported analysis of any similarities or differences by age and gender. BE screened abstracts and led initial study selection with RA checking whenever uncertainty was flagged. RA appraised the studies.

In the selected articles, separation from motor traffic was by far the most common infrastructural characteristic discussed (with a clear comparison made by age and/or gender in 44/54 studies). This mostly involved questions about the existence or not of some form of separate provision, but sometimes involved questions about motor traffic flows, where sharing takes place. Hence, in analysis, we focused on this issue. Other issues covered were diverse; for example, two studies covering preferences for winter maintenance of cycle infrastructure, and another covering preferences related to “quality of signage”. It was not possible to synthesise similarities and differences related to these issues.

There are no established reporting guidelines for stated preference studies. We extracted data from each study on (i) issues that affect internal validity, (ii) issues that affect external validity or generalisability, and (iii) sample size. For internal validity, we

focused on how preferences were elicited. Where little detail is given, participants may imagine quite different kinds of infrastructure when responding. Specifically, a “cycle lane” may be imagined as being effectively shared with motor traffic (an advisory painted lane), or separated by bollards, kerb or other barriers. More detail may allow more discrimination between different levels of separation from motor traffic.

- (a) How situations were communicated to participants, for example, words only, images, video.
- (b) How specific the situations presented to participants were categorised as follows:
 - Low to very low specificity, for example, respondents choosing between “cycle lane present”, and “no cycle lane”.
 - Medium specificity, for example, respondents asked to choose between on-road segregated infrastructure, painted cycle lanes, and off-road tracks.
 - High specificity, for example, images of a range of different infrastructural types with differing degrees of separation from motorised traffic.

We considered external validity to refer to whether survey results represent broader population views about preferred cycling environments. We did not consider the wider issue of whether these stated preferences accurately predict subsequent behaviour change (Bradley, 1988) because we would argue that views about desired service provision are important in themselves.

Sampling methods were categorised as follows:

- Convenience sample, for example, students, participants in cycle touring event.
- Purposeful convenience sampling, for example, potential cyclists, employees.
- Representative survey, for example, randomly sampled national travel survey.

Studies with higher quality sampling methods of the general population are more likely to be representative of a potential cycling population. Inclusion of non-cyclists¹ was considered important as there are suggestions in the literature that cyclists’ preferences, particularly in low-cycling contexts, may not represent the views of potential cyclists (Horton & Jones, 2015).

Three rounds of screening were carried out to filter the evidence, with data extracted into a bespoke table in Excel. Analysis in Excel and SPSS explored both headline findings (similarities and differences in preferences) and the extent to which these were associated with study design. We attempted to record information that could be used for meta-analysis – quantitatively combining the results from multiple studies – but in general, information such as sub-group means was not provided, meaning that meta-analysis was not possible.

Results

Studies included and excluded

Our search strategy led to the identification of 54 separate studies, reported in 58 publications (Figure 1).²

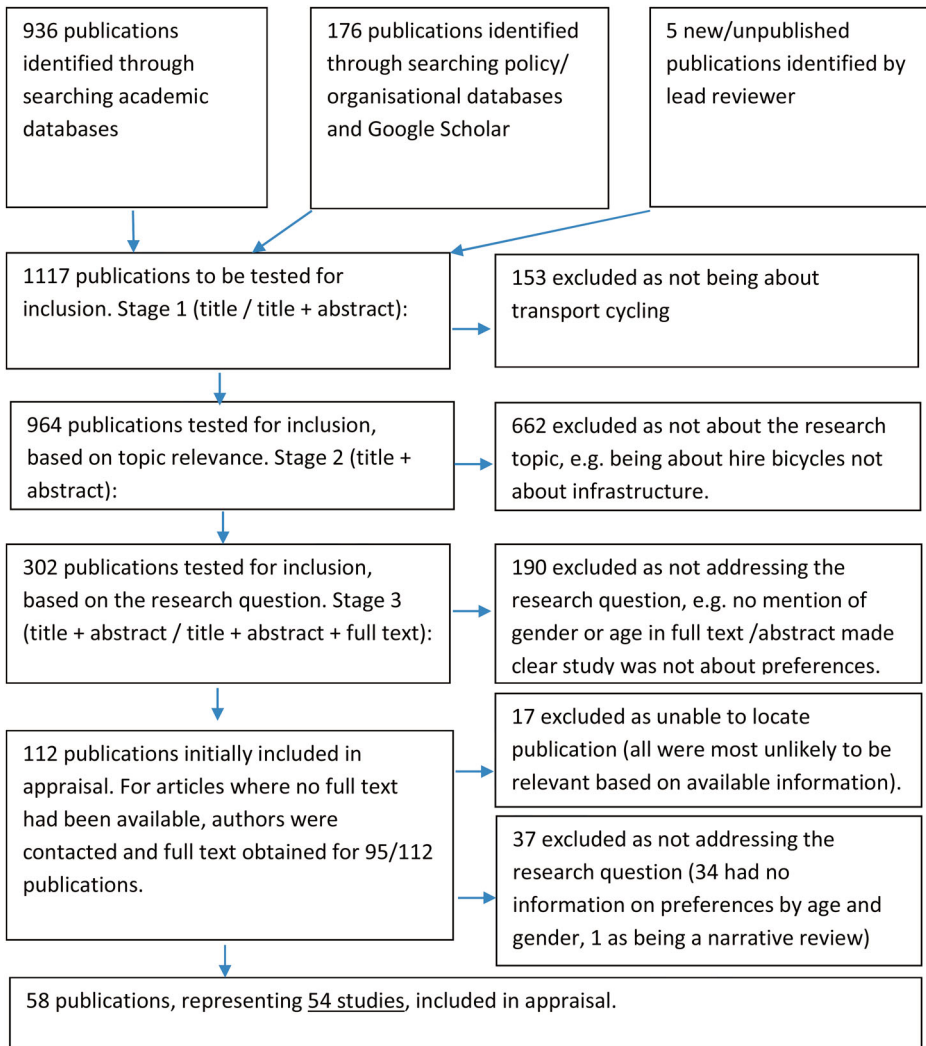


Figure 1. Summary of evidence management strategy.

About the studies

Fifty studies examined stated preferences in relation to gender, with 33 covering age (adults) and only 2 discussing preferences related to child cycling (Table 1). A summary of study characteristics is presented in Table 3 and Figure 2.

It can be seen that this is a growing field, with 2009–2010 onwards providing a steady increase in the numbers of studies published. There is the potential to benefit from this growth by developing more consistent measures and/or sharing data for meta-analysis.

As noted above, the synthesis below includes 44 of 54 studies, with patterns similar to those for all 54 studies in terms of study composition and so on.

Country of origin

Over one-third of all studies were conducted in the U.S.A (19 studies), with eight from the UK, followed by Belgium and Canada (four each). Over two-thirds (39 of 56) were carried

Table 1. Characteristics of included studies.

		Number of studies	Percentage of studies
Sample size	Under 50	2	4
	50–99	6	11
	100+	45	83
	Not stated	1	2
Study composition	All cyclists, or under 50% non-cyclists	39	72
	At least 50% non-cyclists	12	22
	Not stated	3	6
Country of origin	USA	19	35
	UK	8	15
	Belgium	3	6
	Canada	4	7
	Other/more than one country	20	37
Sampling method	Convenience sample	34	63
	Purposive convenience sampling	5	9
	Random sampling	14	26
	Not stated	1	2
Preference elicitation method	Description (only)	26	48
	Existing infrastructure	8	15
	Images	16	30
	Video	4	7
Situational specificity	Very low	25	46
	Medium	19	35
	High	10	19

out only in high-income countries with low cycling rates. In terms of classifications, Australia, Brazil, Canada, Ireland, New Zealand, Spain, UK and U.S.A were judged to be low cycling. Other countries were judged to be medium or high cycling (Belgium, China, Denmark, India, the Netherlands and Sweden).

Study size and populations

Sample size varied considerably (35–3494, with one not stated). Most studies included more men than women. This was particularly true in studies set in low-cycling countries and drawing their sample from existing cyclists (in one study, “avid cyclists”). Only in two-fifths of the studies, at least 20% of the sample were non- or infrequent cyclists. A little over one-third of studies only sampled cyclists, while one only exclusively sampled non-cyclists. Overall, the proportion of regular cyclists included was far higher than for the general population, this being particularly true in studies in low cycling countries using convenience samples.

Reporting of results

Results were reported in diverse ways; for example, scores given out of five to different infrastructure types, or percentage of people agreeing that they would use a particular type of cycle route. Given the information available, a meta-analysis was not possible. For example, 13 of the 17 studies that reported no statistically significant gender differences in preferences for separation did not give subgroup means.³

Sampling and elicitation methods

Sampling methods varied widely from household surveys to convenience samples of cyclists attending specific rides. Nearly two-thirds used convenience sampling with around a quarter of studies using random sampling.

Table 2. Preferences for separated infrastructure by age and gender.

	Preferences for separated infrastructure by gender and age	Number of studies	Percentage of studies
Gender	Women's preferences are stronger	23	57.5
	No statistically significant differences	17	42.5
	Men's preferences are stronger	0	0
Age	Older people's preferences are stronger	9	38
	No statistically significant differences	12	50
	Younger people's preferences are stronger	3	13

Various study methods were used to elicit preferences (see Table 1). Almost half gave a text-based description of an infrastructure type (e.g. "painted lane"), conducted either using a paper questionnaire, on the phone, in person, or online. The participant would then be asked to rate the infrastructure type, although the type of rating would depend on the survey: including ranking preferences, assigning hypothetical monetary values, or asking people whether they would feel comfortable or safe.

The second most common type of elicitation method was to use images, either real or computer-generated. These were accompanied by questions about the desirability of the infrastructure type, as with studies using text-based elicitation. A less common method referenced existing infrastructure; for example, one study stopped cyclists in a series of sampled cycle lanes and asked them to rate the lane compared to other types of infrastructure. In other cases, researchers showed participants videos of infrastructure types, and then asked about preferences.

Finally, the situational specificity of the survey questions varied (see Table 1). Nearly half were very general (e.g. asking about "cycle lanes") with one in five very specific, for example, testing a range of infrastructure types with differing extents of segregation. The remainder were in between, for example, making trade-offs between different infrastructure situations and trip times; with situations including bus/cycle lanes, parks/quiet residential streets (combined option), on road cycle lane, and off-road track.

Infrastructural preferences

Findings: gender and preferences for greater segregation from motor vehicles

Forty studies provided evidence as to whether preferences for separation from motor traffic differed by gender. Of these, 23 (57.5%) said women expressed stronger preferences for segregation from motor vehicles than did men (Table 2). Seventeen studies (42.5%) reported no statistically significant differences in gender preferences. No studies reported that men had stronger preferences than women for greater segregation from motor vehicles. Most studies that found no gender difference were small, and likely to have been insufficiently powered (see Figure 3) to detect a relevant difference. Among studies containing at least 200 participants, 20/29 (69%) reported stronger preferences in women than in men, whilst amongst studies containing fewer than 200 participants, only 3/10 (30%) did so.⁴

Four-fifths of studies that found differences in preferences between men and women (19/24) also highlighted overall similarity in preferences across genders. For example, for both sexes, more people preferred complete separation from motor traffic compared with the presence of a painted lane but the gap in women was larger.

Table 3. Gender, age and infrastructure preferences.

Citation key	Country	Population	Statistically significant differences reported	Similarities
Akar, Fischer and Namgung (2013a)/Akar, Fischer and Namgung (2013b)	USA	Ohio State University students, faculty, staff	<ul style="list-style-type: none"> Females are more likely than males to self-identify as a “beginner cyclist who prefers to stick to the bike trails, paths and/or sidewalks” while substantially more males self-identified as an “advanced, confident cyclist who is comfortable riding in most traffic situations”. Proportions of female students who chose “vehicular traffic” and “lack of bicycle lanes/paths/trails” as barriers to bicycling were significantly higher than that of the male students 	
Aldred (2015)	UK	Mostly cyclists in UK	<ul style="list-style-type: none"> Study asked whether 10 aspects of the cycling environment would be suitable for riding on by (a) “most people” (b) on their own (c) carrying a child (d) with an 8-year-old (e) by a 12-year-old. Seven of these 50 differences were significant, with more support for segregation among females 	<ul style="list-style-type: none"> For 43 out of 50 situations, there were no significant differences. In particular, there were no significant gender differences for questions related to 8- and 12-year-olds
Antonakos (1995)	USA	552 cyclists at four recreational bike tours in Michigan	<ul style="list-style-type: none"> For commuter cycling preferences, females rated bike lanes and bike paths higher on average, than males. On a scale from 1 (not at all preferred/not at all important) to 5 (very preferred/extremely important), females rated bike lanes and bike paths at 4.2 and 4.1, respectively, on average compared to 3.9 and 3.6 for males. Females and males both rated traffic safety as high importance, though females gave higher ratings (4.5 vs. 4.1) 	<ul style="list-style-type: none"> The hierarchy of “corridor type” preferences was similar with regards to commuting: males and females both rated bike lanes and wide curb lanes as high preferences
Antonakos (1995)	USA	552 cyclists at four recreational bike tours in Michigan	<ul style="list-style-type: none"> For recreational cycling preferences, cycling experience and age were negatively associated with preference for bike paths, sidewalks, dirt roads, and trails for recreational cycling For commuting cycling preferences, age and cycling experience were negatively associated with preference for bike paths, sidewalks, and dirt trails for commuting 	<ul style="list-style-type: none"> Age was not associated with concerns about traffic and safety
Berggren, Graves, Pickus, and Hand Wirtis (2012)	USA	Portland cyclists	<ul style="list-style-type: none"> Females more often responded “much more likely” over “somewhat more likely” for every street characteristic by at least 9%. Safety characteristics of a bike route (e.g. markings, low traffic, traffic lights at arterials, etc.) were more important to female cyclists 	<ul style="list-style-type: none"> Survey data did not indicate large gaps between the preferences of male and female cyclists when combining those who were “much more likely” and “somewhat more likely” to select a route based on a characteristic

Bernhoft and Carstensen (2008)	Denmark	Pedestrians and cyclists aged 40–49 and 70+ in two provincial cities in Denmark	<ul style="list-style-type: none"> • A significantly higher proportion of females than males found cycle paths important for their comfort • In the younger group, a higher proportion of females than males would choose a route with cycle path and signalised crossings 	<ul style="list-style-type: none"> • Presence of cycle paths was the most important route attribute for both men and women
Bernhoft and Carstensen (2008)	Denmark	Pedestrians and cyclists aged 40–49 and 70+ in 2 provincial cities in Denmark	<ul style="list-style-type: none"> • A higher proportion of older than younger respondents said that the presence of cycle paths was most important for their comfort • The amount of traffic was not as important for the younger group as for the older group 	<ul style="list-style-type: none"> • Both the older and younger cyclists felt that the presence of cycle paths was most important for their comfort (over 80% for both groups)
Börjesson and Eliasson (2012)	Sweden	Cyclists in Stockholm		<ul style="list-style-type: none"> • Males and females placed equal value on the different route types, for example, cycling time spent on street (or on a cycle path)
Börjesson and Eliasson (2012)	Sweden	Cyclists in Stockholm		<ul style="list-style-type: none"> • The marginal utilities of time and money were not significantly dependent on age
Brick, McCarthy, and Caulfield (2012)	Ireland	Cyclists and non-cyclists in Dublin	<ul style="list-style-type: none"> • Females had a greater preference than males for “greenways” and “off road cycle lanes” 	<ul style="list-style-type: none"> • Ordering of route types was the same for both genders – off-road cycle lane, then Greenway, then on-road cycle lane, then shared bus lane, then no facilities
Deenihan and Caulfield (2015)	Ireland	Tourists at two locations in Dublin	<ul style="list-style-type: none"> • Male tourists were more likely than females to choose a road without cycling facilities, with female tourists more likely to choose a road with cycle lanes or a segregated from traffic cycling facility 	<ul style="list-style-type: none"> • Female tourists were very unlikely to select a road without any cycling facilities
Deenihan and Caulfield (2015)	Ireland	Tourists at two locations in Dublin	<ul style="list-style-type: none"> • Younger tourists were more likely than older tourists to choose a road without any cycle infrastructure. Older tourists have a higher preference for a fully segregated facility, over a cycle lane 	
Chataway et al. (2014)	Australia/ Denmark	Cyclists targeted through university networks and cycling forums in Brisbane and Copenhagen. Fliers left on bikes in Copenhagen	<ul style="list-style-type: none"> • Male cyclists were linked to lower fear of traffic (measured through a range of questions about cycling situations) in comparison with female cyclists 	
Chataway et al. (2014)	Australia/ Denmark	As above	<ul style="list-style-type: none"> • Older cyclists were more averse to riding in mixed traffic 	

(Continued)

Table 3. Continued.

Citation key	Country	Population	Statistically significant differences reported	Similarities
dell'Olio, Ibeas, Bordagaray, and Ortúzar (2014)	Spain	117 self-classified potential bike users in Santander	<ul style="list-style-type: none"> Women were more critical than men of existing cycle networks, placing more value on adequate and safe paths 	<ul style="list-style-type: none"> The influence of "existence of an adequate cycle path" in the mode choice model was not affected by gender
Dickinson, Kingham, Copsey, and Pearlman Hougie (2003)	UK	Employees at three organisations in Hertfordshire	<ul style="list-style-type: none"> Cycle paths were particularly popular among females who lived near enough to cycle and had access to a cycle 	<ul style="list-style-type: none"> Cycle paths were popular amongst both males and females
Dill and McNeil (2014)	USA	Residents in Portland	<ul style="list-style-type: none"> Females were under-represented among more confident adults and those who cycled for transportation 	
Dill and McNeil (2014)	USA	Residents in Portland	<ul style="list-style-type: none"> Older adults were under-represented among more confident adults and those who currently cycle for transportation 	
Dill, Goddard, Monsere, and McNeil (2015)	USA	Cyclists and residents in five large US cities (Cyclists and non cyclists)	<ul style="list-style-type: none"> On several measures of safety and comfort, female cyclists using protected bike lanes had more positive associations with the lanes than males. For example: <ul style="list-style-type: none"> - Females were more likely to agree that the new protected bikeways were safer than other city bikeways (93% vs. 87%) - Females were slightly more comfortable than males on paths or trails separated from the street and less comfortable on commercial streets without bike lanes For potential female bicyclists (part of the residential group), protected lanes increased stated comfort levels significantly, though females still reported lower comfort levels than males Among residents interested in bicycling more for transportation, 87% of females and 82% of males agreed that they would be more likely to ride if motor vehicles and bicycles were physically separated 	<ul style="list-style-type: none"> Both males and female intercepted cyclists overwhelmingly felt that protected bike lanes increased their safety while riding in them There were no gender differences found amongst intercepted cyclists in relation to some statements about protected bike lanes, for example: <ul style="list-style-type: none"> - The buffer section with parked cars makes me feel safe (asked on lanes with buffers) - The buffer effectively separates bikes from cars - The buffer does a good job of protecting bikes from cars - The lane design effectively separates bicyclists from pedestrians Amongst intercepted cyclists, there were few gender differences with regards to facility design
Emond, Tang, and Handy (2009)	USA	Random sample of residents in six small cities in the USA	<ul style="list-style-type: none"> Males were more likely than females to report that they would ride with heavier traffic, despite similar levels of discomfort 	<ul style="list-style-type: none"> Males experienced approximately as much discomfort on average as females on facilities not separated from heavier traffic
Gardner (1998)	UK	Leisure cyclists, non-cyclists and utility cyclists in different areas of England	<ul style="list-style-type: none"> More males than females were willing to cycle alone, with some females indicating that they did not feel safe if cycle lanes were too isolated, or in parks or the countryside on their own 	

Heesch, Sahlqvist, and Garrard (2012)	Australia	Adult cyclists in Queensland who were members of Bicycle Queensland (BQ) club	<ul style="list-style-type: none"> • For transport cycling, females were less likely than males to prefer cycling on the road • For recreational cycling, females were less likely than males to prefer cycling on-road, but more likely to prefer cycling off-road • Top constraints for at least half of males and females were perceived environmental factors, namely traffic and aggression from motorists, with females significantly more likely to report these 	<ul style="list-style-type: none"> • For transport cycling, few males or females preferred to cycle on the road • On-road routes were even less preferred for transport cycling than recreational cycling by both males and females
Hughes and Harkey (1997)	USA	Twenty-three casual and 12 experienced cyclists	<ul style="list-style-type: none"> • Apparent reduction in sensitivity to risk on the part of the “younger cyclist” (under 20 years) 	
Hunt and Abraham (2007)	Canada	Cyclists in Edmonton		<ul style="list-style-type: none"> • Indications that older people had less aversion to mixed traffic and that the very young had less aversion to paths were statistically weak
Krizek, Johnson and Tilahun (2005)	USA	292 current and potential cyclists in Minnesota	<ul style="list-style-type: none"> • Females were willing to travel more additional minutes than men for a preferred facility. Assuming a 20 minute commute, males were willing to divert 5.43 fewer minutes than females 	<ul style="list-style-type: none"> • Male and female cyclists were relatively similar in the proportion who valued specific facilities such as on-road lanes, separate paths, and a connected system of bicycle routes • Both males and females were willing to travel longer for an off-road facility, followed by a bicycle lane with no on-street parking
Landis, Vattikuti, and Brannick (1997)	USA	150 cyclists aged 13+ in Tampa, Florida		<ul style="list-style-type: none"> • No significant difference in mean bicycle quality-of-service scores by gender
Landis et al. (2003)	USA	60 cyclists aged 13+ in Orlando, Florida		<ul style="list-style-type: none"> • No significant difference in mean bicycle quality-of-service scores by gender
Lawson, Pakrashi, Ghosh, and Szeto (2013)	Ireland	1954 cyclists, who regularly cycled in Dublin within the previous 12 months		<ul style="list-style-type: none"> • For both genders, cyclists who preferred to use roads with no cycling facilities were more likely to describe cycling as safe than others
Lawson et al. (2013)	Ireland	As above	<ul style="list-style-type: none"> • The probability of describing cycling as safer than or as safe as driving grew with age 	

(Continued)

Table 3. Continued.

Citation key	Country	Population	Statistically significant differences reported	Similarities
Li, Wang, Liu, Schneider, and Ragland (2012)	China	805 cyclists in the metropolitan area of Nanjing		<ul style="list-style-type: none"> Male and female bicyclists did not perceive different levels of comfort on physically separated bicycle path sections
Li et al. (2012)	China	805 cyclists in the metropolitan area of Nanjing	<ul style="list-style-type: none"> Bicyclists under 30 were 10% more comfortable on average across all facilities studied than those over 30 	
Lusk, Wen, and Zhou (2014)	China	1150 adults in Hangzhou	<ul style="list-style-type: none"> The difference between males and females preferring to use the road was statistically significant (5.3% male, 3.0% female) Females preferred segregated cycle tracks more than males (60.2% vs. 53.9%) Females preferred bicycle signals more than men (69.1% vs. 63.7%) 	<ul style="list-style-type: none"> Few males or females preferred to use the road Preference for bicycling on segregated cycle tracks in the study population was almost double in both genders, compared to all other types of route
Ma and Dill (2015)	USA	Random phone survey of 902 adults in Portland, Oregon region	<ul style="list-style-type: none"> Females with children were more likely to perceive their relatively "high bikeable" neighbourhoods as low bikeable, than males with children 	
Ma and Dill (2015)	USA	Random phone survey of 902 adults in Portland, Oregon region	<ul style="list-style-type: none"> Compared with people aged 18–34, middle-aged (35–54) people are less likely to hold low perceptions in "high bikeable" neighbourhoods; while older people (55+) are nearly three times more likely to perceive "high bikeable" environments as low 	
Majumda, Mitra, and Pareekh (2015)	India	Residents of two small Indian cities	<ul style="list-style-type: none"> Significant gender differences were found for the following statement for one of the samples: I will not cycle because of safety hazard associated 	<ul style="list-style-type: none"> No significant gender differences were found for the following statement for both samples: <ul style="list-style-type: none"> - I will not cycle because presence of other motorised vehicles makes it difficult for bicycle commuters especially in peak hours
Majumda et al. (2015)	India	Residents of two small Indian cities		<ul style="list-style-type: none"> No significant age differences were found for the following factors/statements for both samples: <ul style="list-style-type: none"> - I will not cycle because presence of other motorised vehicles makes it difficult for bicycle commuters especially in peak hours - I will not cycle because of safety hazard associated

Mertens et al. (2014)	Belgium	66 Flemish adults (45–64 years) living in an urban (>600 inhabitants/km ²) or semi-urban (300–600 inhabitants/km ²) municipality in Flanders or Brussels Capital Region		<ul style="list-style-type: none"> No moderating effects of gender or age when exploring environmental factors related to the invitingness for transportation cycling
Misra et al. (2015)	USA	127 users of Cycle Atlanta smartphone application	<ul style="list-style-type: none"> Gender had an influence on rider type self-categorisation: <ul style="list-style-type: none"> - Male cyclists were more likely to categorise themselves as “strong and fearless” or “enthused and confident” than the female cyclists; - Females were more likely to classify themselves as “comfortable but cautious” than male riders 	<ul style="list-style-type: none"> Riders across all cyclist types prefer dedicated cycling facilities and are opposed to high-speed traffic and high-volume traffic
Misra et al. (2015)	USA	As above	<ul style="list-style-type: none"> Age had an influence on rider type self-categorisation: <ul style="list-style-type: none"> - Older people were less likely to categorise themselves as “strong and fearless” - With increasing age people are more likely to group themselves into less confident groups 	<ul style="list-style-type: none"> As above
Parkin, Wardman, and Page (2007)	UK	144 cyclist and non-cyclists from Bolton Metropolitan Borough Council, the University of Bolton and Bolton Royal Hospital	<ul style="list-style-type: none"> Males generally considered cycling more acceptable than females 	<ul style="list-style-type: none"> Models were estimated that included person type variables and interactions between those and journey variables. While these did show some significant effects, they were often at the expense of the main effects becoming non-significant
Parkin et al. (2007)	UK	144 cyclist and non-cyclists from Bolton Metropolitan Borough Council, the University of Bolton and Bolton Royal Hospital	<ul style="list-style-type: none"> The young and older people perceived junctions as adding more risk than those aged 35–44 Young and older people generally considered cycling less acceptable than those aged 35–44 	
Petritsch, Ozkul, McLeod, Landis, and McLeod (2009)	USA	80 cyclists at the Ride for Science 2009 in Tampa, Florida		<ul style="list-style-type: none"> No statistically significant grading difference was found between genders in this bicycle level of service study of paths adjacent to roadways
Petritsch et al. (2009)	USA	80 cyclists at the Ride for Science 2009 in Tampa, Florida		<ul style="list-style-type: none"> No statistically significant grading difference was found between age groups

(Continued)

Table 3. Continued.

Citation key	Country	Population	Statistically significant differences reported	Similarities
Ryley (2005, 2006)	UK	Cyclists and non-cyclists in West Edinburgh	<ul style="list-style-type: none"> • More females than males said that more money should be spent on on-road cycle lanes, and that safety fears prevent them from cycling • The model coefficient for “facilities on route” was higher for women than males 	
Sallis et al. (2013)	USA	1780 adults aged 20–65 in Seattle, Washington and Baltimore, Maryland regions		<ul style="list-style-type: none"> • No association between gender and the stated projected increase in cycling if safety from cars was improved
Sallis et al. (2013)	USA	As above		<ul style="list-style-type: none"> • No association between age and the stated projected increase in cycling if safety from cars was improved
Sanders (2014)	USA	263 people who drive and/or cycle, in the San Francisco Bay Area	<ul style="list-style-type: none"> • Female respondents were significantly less comfortable than males sharing with motor traffic 	<ul style="list-style-type: none"> • Barrier-separated bicycle lanes were popular among potential and current cyclists, irrespective of gender, age, and cycling frequencies
Segadilha et al. (2014)	Brazil	65 (80% male) cycle commuters in a medium-sized Brazilian city (São Carlos, SP)		<ul style="list-style-type: none"> • No statistically significant gender differences in factors influencing cyclist route choice
Segadilha et al. (2014)	Brazil	As above		<ul style="list-style-type: none"> • No statistically significant age differences in factors influencing cyclist route choice
Sener, Eluru, and Bhat (2009)	USA	1605 cyclists across more than 100 cities in Texas	<ul style="list-style-type: none"> • Male bicyclists perceived bicycle facilities in their community to be better than did female bicyclists 	
Sener et al. (2009)	USA	1605 cyclists across more than 100 cities in Texas	<ul style="list-style-type: none"> • Young bicyclists (18–24) had the most positive perception of safety from traffic crashes • Young bicyclists perceived bicycle facilities in their community to be better than did older bicyclists • Bicycle lanes led to a substantial improvement in perception of safety from traffic crashes, particularly for individuals aged 65 + 	<ul style="list-style-type: none"> • No statistically significant difference in safety perceptions among individuals of different ages beyond 24 years

Steer Davies Gleave (2010a, 2010b)	UK	Cyclists and non-cyclists in London	<ul style="list-style-type: none"> Females gave “No traffic on the road”, “Segregated cycle lane” and “Junction types” higher ranks than did males, while “Unsegregated cycle lane” was lower down the list compared to males On average, females rated the absence of (clearly marked) cycle lanes as more unsafe than males. For example, the mean safety score given for “no cycle lanes” varied between 7.3 and 7.8 for different female age groups, compared to 6.5 to 7.1 for different male age groups (where 1 is “completely safe” and 10 “completely unsafe”) 	<ul style="list-style-type: none"> Males and females both had stronger preferences for segregated cycle lanes (compared to no cycle lane or non-segregated cycle lanes) and no traffic (compared to low volume of traffic) Men and women of all ages had similar infrastructural preferences, on average, when comparing kerb-segregated and off-road lanes (the two most preferred infrastructure types), clearly marked cycle lanes (less preferred) and no cycle infrastructure (least preferred)
Steer Davies Gleave (2010a, 2010b)	UK	Cyclists and non-cyclists in London	<ul style="list-style-type: none"> For females, perceptions of safety generally decreased with age, particularly aged 55–64 and 65 + The youngest males tended to rate the choices as less safe than those in other age groups, although not as much as the oldest group 	<ul style="list-style-type: none"> As above
Steer Davies Gleave (2012)	UK	2307 cyclists in London	<ul style="list-style-type: none"> There was a significant difference in confidence between males and females saying that they felt confident to cycle on all roads (79% vs. 50%) Females were much more likely to prefer routes away from other traffic and difficult junctions. The average score for “Safety is the most important consideration when choosing a cycle route” for females was 0.89, compared to 0.53 for males (based on a five point scale from strongly agree (+2) to strongly disagree (-2)) In general, female respondents were slightly more likely to rate each junction as less safe than males and more prepared to detour Though male respondents agreed on average that they would avoid a route with difficult junctions, they were less certain they would avoid that particular route (0.66 compared to 1.04 for females) Female cyclists were slightly more willing to change their route in order to use a dedicated on-road cycle lane (56% vs. 48%) 	<ul style="list-style-type: none"> Generally, “route choice considerations” were in the same direction (where >0 indicates agreement and >0 disagreement) There was no variation between male and female cyclists in willingness to consider changing routes to use a cycle superhighway

(Continued)

**Table 3.** Continued.

Citation key	Country	Population	Statistically significant differences reported	Similarities
Steer Davies Gleave, 2012	UK	2307 cyclists in London	<ul style="list-style-type: none"> Those aged 55 or over or under 35 were more likely to choose to cycle on routes with less traffic (or in a separate cycle lane) Greater willingness to change route for parks and green spaces amongst over 55s: 67% said that they would change their route, compared to 58% of 35–54-year-olds, and 47% of under 35s At junctions, older respondents reported feeling less safe than younger ones and slightly more prepared to detour Willingness to consider changing routes to use a cycle superhighway increases slightly with age 	<ul style="list-style-type: none"> Willingness to change route for a dedicated on-road cycle lane differed little by age group
Stinson and Bhat (2003)	USA	3145 individuals in Texas (mostly avid bicyclists who use computers)	<ul style="list-style-type: none"> Older respondents associated a higher disutility for routes with car parking; however, as for roadway class, the impact of age was small Older people had a marginally higher preference for wide near-side lanes, and disliked major intersections more than younger people 	<ul style="list-style-type: none"> The differential preference for residential streets (compared to minor arterials) is small: even for a cyclist 100 years old, the magnitude on the minor arterial coefficient drops from -0.77 to -0.69 Variations across individuals are marginal compared to the main effects
Tilahun, Levinson, and Krizek (2007)	USA	167 employees from University of Minnesota, excluding students and faculty		<ul style="list-style-type: none"> Gender was not significant for probability of choosing a higher quality route
Tilahun et al. (2007)	USA	As above		<ul style="list-style-type: none"> Age was not significant for probability of choosing a higher quality route
Tin Tin et al. (2010)	New Zealand	2469 cyclists, aged 16+, enrolled in the 2006 Watty Lake Taupo Cycle Challenge	<ul style="list-style-type: none"> Female cyclists were more likely to report the importance of all factors in encouraging their cycling, including more bicycle paths and lanes 	<ul style="list-style-type: none"> Men and women both rated bicycle lanes and bicycle paths highly (both rating lanes higher than paths)
Tin Tin et al. (2010)	New Zealand	2469 cyclists, aged 16 years or over, who had enrolled in the 2006 Watty Lake Taupo Cycle Challenge	<ul style="list-style-type: none"> People aged 35+ (particularly over 50s) were more likely to report “more bicycle paths” would encourage them to cycle more 	
Tiwari (2014)	India	Review including report of survey of current bicyclists and potential bicyclists in Pune, India		<ul style="list-style-type: none"> Preferences of females and males for bicycle routes showed similar trends except a few variables; differences were slight

Twaddle, Hall, and Bracic (2010)	Canada	Staff and students at University of Calgary, particularly potential or current cyclists	<ul style="list-style-type: none"> Females were more concerned than males about safety issues. Significant differences were found for "I do not know a safe route" and "I feel unsafe riding on roads" Males were more likely than females to indicate a desire for wide curb lanes [shared with general traffic] 	<ul style="list-style-type: none"> There was no significant difference by gender in selection of any on-route improvements. Females were found to share similar preferences with males, high proportions of both wanting bicycle lanes, more pathways, and more direct routes.
Twaddle et al. (2010)	Canada	Staff and students at University of Calgary, particularly potential or current cyclists	<ul style="list-style-type: none"> Although all females were likely to indicate safety concerns prevent them from commuting by bicycle, the type of safety concern differs by age. Younger females are unsure about the route to take, with older females more concerned with feeling unsafe riding on the road 	
Van Holle et al. (2014)	Belgium	59 middle-aged adults living in urban or semi-urban areas across Flanders and the Brussels Capital region	<ul style="list-style-type: none"> For observed characteristics included in the "choice task": "evenness of the cycle path", "presence of new elements", "presence of historic elements" and "safety for crossing the street", associations with proportion of invitingness for transportation cycling were only found in females, with results not significant in males 	<ul style="list-style-type: none"> Moderating effects of gender on the association between the environmental characteristics and proportion of environmental invitingness for transportation cycling were absent in the final model for the choice task and the cognitive task
Vliet (2014)	The Netherlands	200 respondents from various parts of the Netherlands; mixed recruitment methods		<ul style="list-style-type: none"> Gender (and age) was not a significant factor in bicycle mode choice for short-distance commuting
Wardman, Tight, and Page (2007)	UK	1996 commuters in four English cities, having removed 60% judged never likely to contemplate cycling		<ul style="list-style-type: none"> No interaction effect between cycling-specific variables and gender or age
Westerdijk (1990)	UK/Sweden/Netherlands	284 cyclists and pedestrians aged 20+ in 3 countries (50 in Great Britain, 121 in Sweden and 113 in the Netherlands)		<ul style="list-style-type: none"> Distance, pleasantness and traffic safety were the most important attributes for cyclists, but few differences were found in the importance of attribute weights between male and female subjects, or older and younger groups
Winters and Teschke (2010)	Canada	1402 adult current and potential cyclists, that is, the "near market" for cycling in Vancouver, Canada	<ul style="list-style-type: none"> Females scored low preference routes even lower than males The two least preferred route types were major streets with no facilities, with or without parking (16% likely to choose). Only 79 respondents were "very likely" to choose to ride on major streets with parked cars. They represented a unique subpopulation: 22.6% regular cyclists (vs. 8.1% overall), mainly male (66.5%), aged 25–34, with a lower likelihood of having children (22.3% vs. 46.8%) 	<ul style="list-style-type: none"> Virtually no differences in mean scores between males and females for the six most preferred route types (paved-off street paths for bikes only, paved off-street multiuse paths, unpaved off-street multi-use paths, cycle path next to major street separated by barrier, residential streets marked as bike routes with traffic calming, residential streets marked as bike routes)

(Continued)

Table 3. Continued.

Citation key	Country	Population	Statistically significant differences reported	Similarities
Winters and Teschke (2010)	Canada	As above		<ul style="list-style-type: none"> • Age was not in general a significant predictor of route choice preferences
Wooliscroft and Ganglmair-Wooliscroft (2014)	New Zealand	573 residents of New Zealand aged 18+		<ul style="list-style-type: none"> • No statistical difference in the average part-worth rating of availability of cycle lanes by gender
Wooliscroft and Ganglmair-Wooliscroft (2014)	New Zealand	573 residents of New Zealand aged 18+	<ul style="list-style-type: none"> • Age had some impact on the average part-worth of the availability of cycle lanes. Older respondents (over 50 years) assign them less utility than young respondents 	<ul style="list-style-type: none"> • Most results showed no significant differences by demographic group

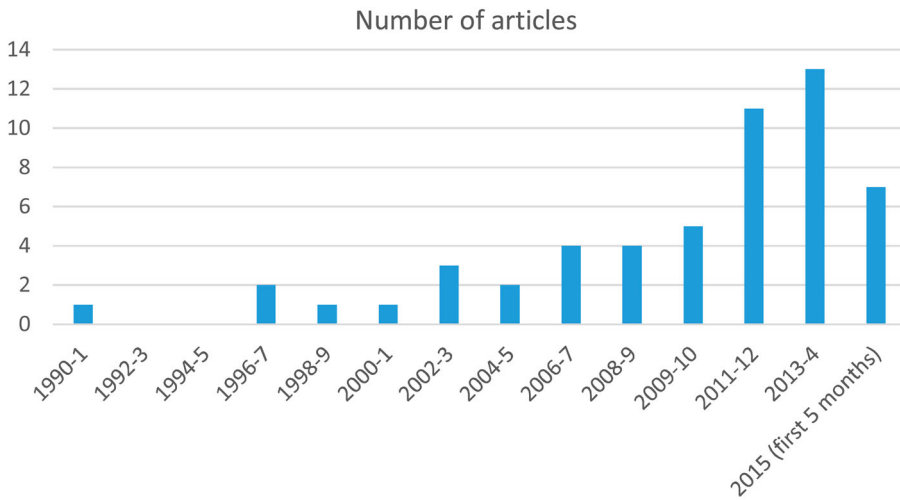


Figure 2. Articles by year.

Differences were found by study type and composition. Smaller studies were less likely to report a gender difference, and some may have been underpowered to detect a meaningful difference. Of studies with larger sample sizes (> 100) and at least 20% non- or infrequent cyclists, 76.5% (17) found gender differences against 23.5% (4) who did not.

Of studies providing a high level of specificity, 78% ($n=7/9$) found a gender difference; this proportion was lower for studies with medium or low specificity (54% and 50%, respectively), but the difference was not statistically significant ($p=.37$ for trend).

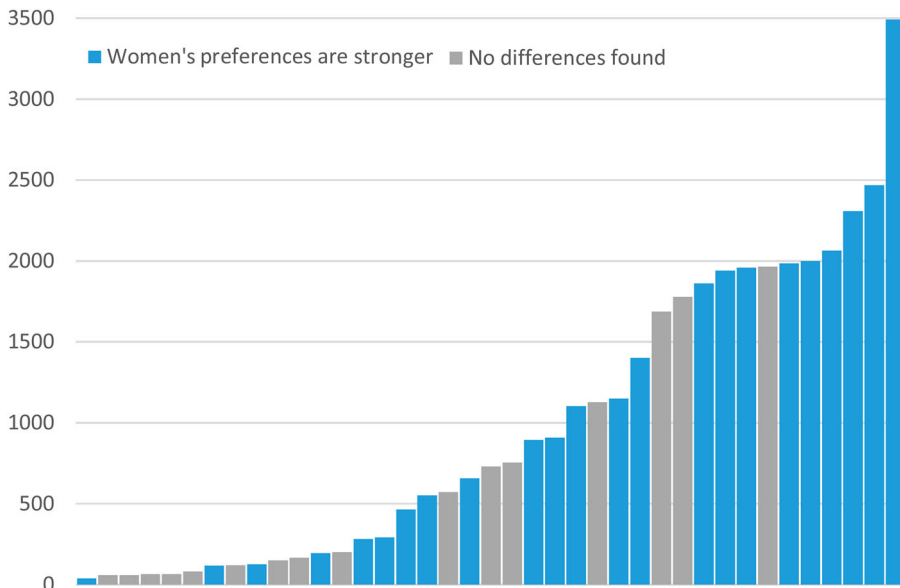


Figure 3. Gender and preferences for separated infrastructure, by sample size (minus one study with missing sample size).

Studies that contained at least 50% non-cyclists found gender differences in 58% (7/12) of cases, while studies that did not found gender differences in 62% (16/26) of cases ($p = .85$ for difference).⁵

By contrast, study context made a difference to findings. Among studies conducted in low-cycling countries, 69% ($n = 20/29$) found gender differences in preferences for separated infrastructure, while only 27% (3/11) found differences in studies where some or all participants lived in medium- or high-cycling countries (chi-squared $p = .02$ for association).

Findings: age and greater segregation from motor vehicles

Only 25 studies reported on age, with findings less consistent than for gender. While 9 studies (36% of those reporting on preferences for greater segregation and age) found that older people expressed stronger preferences for separation from motor vehicles, 13 (52%) found no differences, and 3 (12%) reported that older people had less strong preferences for separation from motor vehicles than younger people (Figure 4). Twenty-two out of 25 studies covering older people’s preferences highlighted overall similarity in preferences across age groups.

The relationship between sample size and findings is less clear-cut than for gender, although smaller studies were more likely to find “no difference” (4 out of 5 of studies with a sample size of below 200, compared to 9 out of 20 for the larger studies).

It might be thought that (among participants who cycle) older cyclists’ preferences do not stem from age per se, but from their having likely cycled longer than younger participants. We did not find support for this: among studies that mentioned controlling for cycling experience, an independent “age effect” remained in at least some of these, although reporting was sometimes unclear. However, some studies examining experience found an independent “experience effect” shaping perceptions of cycling infrastructure instead of, or as well as, age and gender effects (e.g. Ma & Dill, 2015; Ma, Dill, & Mohr, 2014).

Findings on child preferences or adult preferences for riding with or by children

Because we only found two studies addressing preferences for infrastructure involving children (Aldred, 2015 and Ghekiere et al., 2015), no attempt was made to quantitatively

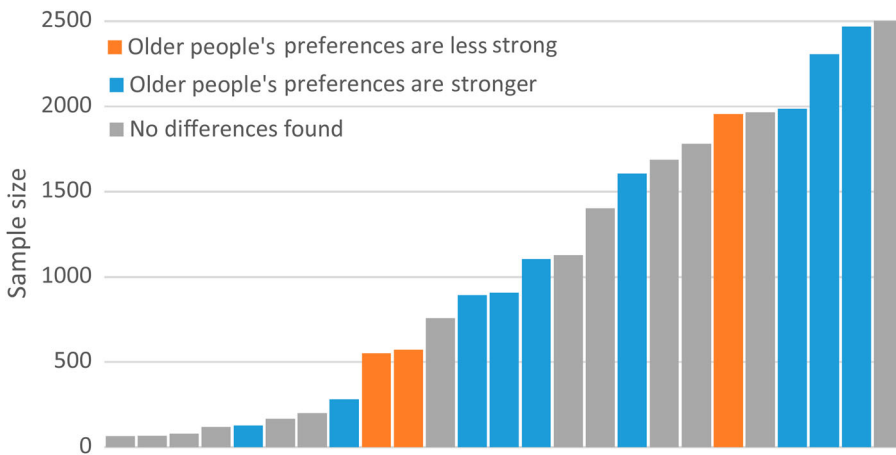


Figure 4. Age and preferences for separated infrastructure, by sample size.

synthesise these. The former compared adults' preferences for infrastructure for themselves when riding alone, to their preferences for themselves when riding with children, or when deciding whether a child should cycle. The latter compared adults' preferences for child cycling with the children's own preferences. Both studies point to a stronger preference for separation from motor traffic where children are cycling. This goes beyond barrier separation and covers issues such as, in Aldred (2015), protection at crossings and reduction in rat-running (when drivers use residential streets as a short cut avoiding main roads), and in Ghekiere et al. (2015), the need for wide and even cycle paths.

The Table 3 summarises some key points from the literature on preferences for infrastructure separated from motor traffic, as synthesised in the tables above:

Other preferences

Studies highlighted some other similarities and differences by age and gender, but these proved too diverse to synthesise within the constraints of a systematic review. Research covered topics including preferences for cycling environments that minimise the impact of winter conditions (e.g. use of higher quality brine to maintain infrastructure), routes that are direct and ideally avoid hills, and routes that are well lit and overlooked.

Discussion

We have found good evidence that women express stronger preferences for greater segregation from motor vehicles than men. This is within a context of similar overall types of preference, that is, typically very similar hierarchies of preference across genders. As stated by Misra, Watkins, and Le Dantec (2015): "Riders across all cyclist types prefer dedicated cycling facilities and are opposed to high speed traffic and high volume traffic, with little variation based on the classification of the cyclist". In terms of age, again, there is an overall qualitative similarity between groups, but with some evidence suggesting that older people may have stronger preferences for separated infrastructure.

Gender differences were clearer among studies in low-cycling countries. In such settings, cycling is often perceived or experienced as risky, suitable only for the brave and confident (Horton & Jones, 2015). Men may be less concerned about risks than women, or more reticent about voicing their fears because these do not fit with dominant constructions of masculinity (Steinbach, Green, Datta, & Edwards, 2011). As such, the findings concerning gender differences in this review are arguably particularly relevant to places seeking to increase cycling from a low base.

Cycling speed may influence how views differ by age and gender. Cyclecraft, the UK's national guide to cycling (Franklin, 2009), recommends a speed of 20 mph (32 kph) in challenging traffic situations. This is far faster than the average cycling speed, the gap being even greater for women and older people. Our analysis of National Travel Survey data⁶ indicates that in England, among those aged 18–29, the average speed was 11.3 mph men and 10.5 mph for women, while among those aged 60–69, it was 9.6 mph for men and 9 mph for women. Slower cyclists report more near misses per mile (Aldred and Croweller, 2015). A stronger preference for separated infrastructure among older people could also stem from greater vulnerability to injury.

A few studies suggest that women may be more likely to be affected by barriers including the need to carry items, winter conditions, hills, and personal safety concerns (see also Damant-Sirois & El-Geneidy, 2015; Heinen, van Wee, & Maat, 2010). These issues merit further research, including how these factors might interact with infrastructural characteristics. Future stated preference work on gender could focus on the detail of infrastructure types (e.g. verge vs. kerb separated) and on how other factors, for example, cycling experience and cycling speed, affect preferences by gender. Another recommendation is for more research both on children's own views, and on adult views about infrastructure for child cycling. Understanding how infrastructural change might impact child cycling is crucial not just for children but also for carers, disproportionately affecting trips made by women (Aldred et al., 2015).

Among studies covering age, definitions of older age varied considerably as did methods for evaluating its effects. While some studies used age in years as an independent variable within linear regression, or considered 3–6 categories, others used very different cut-offs for "older" cyclists. The use of harmonised age categories and/or treatment of age as a variable would have improved our ability to assess its impact. A recommendation that follows from this would be for stated preference studies to more routinely publish simple anonymised data sets (e.g. on the UK Data Archive or, given the non-sensitive nature of the data, on journal websites) suitable for individual-level meta-analysis. Comparability would also be enhanced by development of reporting guidelines.

The level of situational specificity varied substantially and this is worthy of further methodological investigation. Higher specificity potentially introduces more unobserved variation (e.g. related to path width or adjacent motor traffic), although this can be minimised or reduced (e.g. using manipulated photographs). However, higher specificity enables greater consistency in what people understand they are being asked to compare. Many less specific studies simply reference a "cycle lane", which could be assumed to be either a painted on-road lane or track with varying levels of segregation (Steer Davies Gleave, 2010a, 2012). More realistic representation of infrastructure allows greater discrimination between options and may help us estimate more realistically the type of infrastructure that may be required to substantially grow cycling levels. While there is not one right way to do things, future research should aim for comparability with published methods wherever possible. This is not to deny the need for innovation. Future research into infrastructure preferences may want to consider combining qualitative and quantitative approaches, and make greater use of video methods (see e.g. Ghekiere et al., 2014, 2015).

Finally, policy should focus on the infrastructural needs and preferences of under-represented groups, including older people, women, children and those cycling with children or making decisions about child cycling. Younger people, men, and those travelling without children also generally prefer separation from motor traffic, so building for under-represented groups should, if done well, suit others. Inclusive infrastructure is particularly important given evidence that some other barriers to cycling may be stronger for under-represented groups (van Bekkum, 2011; Bergström & Magnusson, 2003; Daley, Rissel, & Lloyd, 2007; Damant-Sirois & El-Geneidy, 2015; Finch et al., 1985; Steinbach et al., 2011). For example, women may have stronger concerns than men about safety from crime, while older people may struggle to cycle longer distances. Focusing on the needs and preferences of under-represented groups should be sensitive to these issues

and, for example, take account of concerns about crime and route directness when planning the location of high-quality infrastructure.

Notes

1. Definitions of “non-cyclists” varied between studies; here, we mean someone who did not cycle in the last week (or longer). It was not always possible to determine whether there were over 20% non-cyclists or not.
2. Note: in the case of the 17 publications where full text could not be found, both reviewers read the abstracts and considered almost all unlikely to be relevant: most were conference papers or policy reports, and often seemed relatively tangentially connected to the research question (we had erred on the side of inclusivity in Stage 3 where we could not initially find publications).
3. In two cases, graphs were given illustrating this, but not the precise figures.
4. One study did not report sample size.
5. Not all studies could be included due to difficulty in determining numbers of cyclists and non-cyclists.
6. <https://discover.ukdataservice.ac.uk/series/?sn=2000037>.

Acknowledgements

We would like to thank David Ogilvie and Jenna Panter for advice on the scope of this review, and also to thank the anonymous peer reviewers and journal editors.

The views reported in this paper are those of the authors and do not necessarily represent those of the DfT, Brook Lyndhurst, the NIHR, the NHS or the Department for Health. None of the funders played any role in the conduct of this systematic review, in the interpretation of its outputs, in the writing of this report, or the decision to submit this article for publication.

Funding

The work presented was funded by the Department for Transport (contract no. RM5019SO7766: “Provision of Research Programme into Cycling: Propensity to Cycle”), with project management by Brook Lyndhurst. JW’s contribution was supported by an MRC Population Health Scientist Fellowship. JW’s contribution was also supported by the Centre for Diet and Activity Research (CEDAR), a UKCRC Public Health Research Centre of Excellence funded by the British Heart Foundation, Cancer Research UK, Economic and Social Research Council, Medical Research Council, the National Institute for Health Research (NIHR), and the Wellcome Trust. AG’s contribution was supported by an NIHR post-doctoral fellowship.

References

- Akar, G., Fischer, N., & Namgung, M. (2013a). Bicycling choice and gender case study: The Ohio State University. *International Journal of Sustainable Transportation*, 7, 347–365. doi:10.1080/15568318.2012.673694
- Akar, G., Fischer, N., & Namgung, M. (2013b). Why women bicycle less? Case study: The Ohio State University. *International Journal of Sustainable Transportation*, 7, 347–365.
- Aldred, R. (2015). Adults’ attitudes towards child cycling: A study of the impact of infrastructure. *European Journal of Transport and Infrastructure Research*, 15, 92–115.
- Aldred, R., & Crossweller, S. (2015). Investigating the rates and impacts of near misses and related incidents among UK cyclists. *Journal of Transport & Health*, 2 (3), 379–393.

- Aldred, R., Woodcock, J., & Goodman, A. (2015). Does more cycling mean more diversity in cycling? *Transport Reviews*. doi:10.1080/01441647.2015.1014451
- Antonakos, C. (1995). *Environmental and Travel Preferences of Cyclists*. Transportation Research Record No. 1438, Research Issues on Bicycling, Pedestrians, and Older Drivers. Transportation Research Board, Washington DC.
- Asadi-Shekari, Z., Moeinaddini, M., & Zaly Shah, M. (2013). Non-motorised level of service: Addressing challenges in pedestrian and bicycle level of service. *Transport Reviews*, 33, 166–194. doi:10.1080/01441647.2013.775613
- van Bekkum, E.lizabeth J. (2011). *Understanding and encouraging cycle commuting in workplace setting: A psychological perspective*. Ann Arbor: The University of Edinburgh (United Kingdom).
- Berggren, M., Graves, A., Pickus, H., & Hand Wirtis, L. (2012). *The 20s Bikeway: Clinton to Steele*. Retrieved from <https://www.portlandoregon.gov/transportation/article/466646>
- Bergström, A., & Magnusson, R. (2003). Potential of transferring car trips to bicycle during winter. *Transportation Research Part A: Policy and Practice*, 37, 649–666. doi:10.1016/S0965-8564(03)00012-0
- Bernhoft, I. M., & Carstensen, G. (2008). Preferences and behaviour of pedestrians and cyclists by age and gender. *Transportation Research Part F: Traffic Psychology and Behaviour*, 11, 83–95. doi:10.1016/j.trf.2007.08.004
- Börjesson, M., & Eliasson, J. (2012). The value of time and external benefits in bicycle appraisal. *Transportation Research Part A: Policy and Practice*, 46, 673–683. doi:10.1016/j.tra.2012.01.006
- Bradley, M. (1988). Realism and adaptation in designing hypothetical travel choice concepts. *Journal of Transport Economics and Policy*, 22 (1), 121–137.
- Brick, E., McCarthy, O., & Caulfield, B. (2012). *Bicycle Infrastructure Preferences – A case study of Dublin* (p. 18). Transportation Research Board 91st meeting. Washington, DC.
- Chataway, E. S., Kaplan, S., Nielsen, T. A. S., & Prato, C. G. (2014). Safety perceptions and reported behavior related to cycling in mixed traffic: A comparison between Brisbane and Copenhagen. *Transportation Research Part F: Traffic Psychology and Behaviour*, 23, 32–43. doi:10.1016/j.trf.2013.12.021
- Daley, M., Rissel, C., & Lloyd, B. (2007). All dressed up and nowhere to go? A qualitative research study of the barriers and enablers to cycling in inner Sydney. *Road and Transport Research*, 16, 42–52.
- Damant-Sirois, G., & El-Geneidy, M. A. (2015). Who cycles more? Determining cycling frequency through a segmentation approach in Montreal, Canada. *Transportation Research Part A: Policy and Practice*, 77, 113–125.
- Davies, D. G., Halliday, M. E., Mayes, M., & Pocock, R. L. (1997). *Attitudes to cycling: A qualitative and conceptual framework*. Berkshire: TRL.
- Deenihan, G., & Caulfield, B. (2015). Do tourists value different levels of cycling infrastructure? *Tourism Management*, 46, 92–101.
- dell'Olio, L., Ibeas, A., Bordagaray, M., & Ortúzar, J. D. D. (2014). Modeling the effects of pro bicycle infrastructure and policies toward sustainable urban mobility. *Journal of Urban Planning and Development*, 140, 04014001. doi:10.1061/(ASCE)UP.1943-5444.0000190
- Department for Transport. (2008). *Local Transport Note 2/08: Cycle Infrastructure Design*. London: Author.
- Dickinson, J. E., Kingham, S., Copsey, S., & Pearlman Hougie, D. J. (2003). Employer travel plans, cycling and gender: Will travel plan measures improve the outlook for cycling to work in the UK? *Transportation Research Part D: Transport and Environment*, 8, 53–67.
- Dill, J., Goddard, T., Monsere, M. C., & McNeil, N. (2015). *Can protected bike lanes help close the gender gap in cycling?* Lessons from five cities. TRB 94th Annual Meeting Compendium of Papers. Retrieved from <http://docs.trb.org/prp/15-3481.pdf>
- Dill, J., & McNeil, N. (2014). Four types of cyclists? Examination of typology for better understanding of bicycling behavior and potential. *Transportation Research Record: Journal of the Transportation Research Board* 2387, 129–138. doi:10.3141/2387-15
- Emond, C. R., Tang, W., & Handy, S. L. (2009). Explaining gender difference in bicycling Behavior. *Transportation Research Record: Journal of the Transportation Research Board*, 2125, 16–25. doi:10.3141/2125-03

- Fietsberaad. (2007). *Fietsberaad Publication 11b. The effect of the increase in the number of immigrants and aging on bicycle use*. Utrecht: Author.
- Finch, H., & Morgan, J. M. (1985). *Attitudes to cycling* (TRRL Research Report). Berkshire.
- Franklin, J. (2009). *Cyclecraft*. London: The Stationery Office.
- Gardner, G. (1998). *Transport implications of leisure cycling*. Berkshire: Transport Research Laboratory. <http://www.trl.co.uk/reports-publications/trl-reports/transport-planning/report/?reportid=2508>
- Ghekiere, A., Van Cauwenberg, J., de Geus, B., Clarys, P., Cardon, G., Salmon, J., De Bourdeaudhuij, I., Deforche, B. (2014). Critical environmental factors for transportation cycling in children: A qualitative study using bike-along interviews. *PLoS ONE*, 9, e106696. doi:10.1371/journal.pone.0106696
- Ghekiere, A., Van Cauwenberg, J., Mertens, L., Clarys, P., de Geus, B., Cardon, G., ... Deforche, B. (2015). Assessing cycling-friendly environments for children: Are micro-environmental factors equally important across different street settings? *International Journal of Behavioral Nutrition and Physical Activity*, 12, 54.
- Goodman, A., Sahlqvist, S., Ogilvie, S., & on behalf of the iConnect Consortium. (2014). New walking and cycling routes and increased physical activity: One- and 2-year findings from the UK iConnect Study. *American Journal of Public Health*, 104(9), e38–e46.
- Habib, K. N., Mann, J., Mahmoud, M., & Weiss, A. (2014). Synopsis of bicycle demand in the City of Toronto: Investigating the effects of perception, consciousness and comfortability on the purpose of biking and bike ownership. *Transportation Research Part A: Policy and Practice*, 70, 67–80. doi:10.1016/j.tra.2014.09.012
- Heesch, K. C., Sahlqvist, S., & Garrard, J. (2012). Gender differences in recreational and transport cycling: A cross-sectional mixed-methods comparison of cycling patterns, motivators, and constraints. *International Journal of Behavioral Nutrition and Physical Activity*, 9, 106. doi:10.1186/1479-5868-9-106
- Heinen, E., Panter, J., Mackett, R., & Ogilvie, D. (2015). Changes in mode of travel to work: A natural experimental study of new transport infrastructure. *International Journal of Behavioral Nutrition and Physical Activity*, 12, 81.
- Heinen, E., van Wee, B., & Maat, K. (2010). Commuting by bicycle: An overview of the literature. *Transport Reviews*, 30, 59–96. doi:10.1080/01441640903187001
- Hensher, D. A. (1994). Stated preference analysis of travel choices: the state of practice. *Transportation*, 21(2), 107–133.
- Horton, D., & Jones, T. (2015). Rhetoric and reality: Understanding the English cycling situation. In P. Cox (Ed.), *Cycling cultures* (pp. 63–77). Chester: University of Chester Press.
- Hughes, R. G., & Harkey, D. L. (1997). Cyclists' perception of risk in a virtual environment: Effects of lane conditions, traffic speed, and traffic volume, traffic congestion and traffic safety in the 21st century: Challenges, innovations, and opportunities. pp. 132–138. Retrieved from <http://trid.trb.org/view.aspx?id=576013>
- Hunt, J. D., & Abraham, J. E. (2007). Influences on bicycle use. *Transportation*, 34, 453–470. doi:10.1007/s11116-006-9109-1
- Jothi Basu, R., Subramanian, N., & Cheikhrouhou, N. (2015). Review of full truckload transportation service procurement. *Transport Reviews*, 35(5), 599–621.
- Krizek, K. J., Johnson, P. J., & Tilahun, N. (2005). Gender differences in bicycling behavior and facility preferences. Research on Women's Issues in Transportation, Volume 2: Technical papers Report of a Conference. *Transportation Research Board: Journal of the Transportation Research Board*, 31–40.
- Kroes, E. P., & Sheldon, R. J. (1988). Stated preference methods. An introduction. *Journal of Transport Economics and Policy*, 22 (1), 11–25.
- Landis, B., Vattikuti, V., & Brannick, M. (1997). Real-time human perceptions: Toward a bicycle level of service. *Transportation Research Record: Journal of the Transportation Research Board*, 1578, 119–126. doi:10.3141/1578-15
- Landis, B., Vattikuti, V., Ottenberg, R., Petritsch, T., Guttenplan, M., & Crider, L. (2003). Intersection level of service for the bicycle through movement. *Transportation Research Record: Journal of the Transportation Research Board*, 1828, 101–106. doi:10.3141/1828-12
- Lawson, A. R., Pakrashi, V., Ghosh, B., & Szeto, W. Y. (2013). Perception of safety of cyclists in Dublin City. *Accident Analysis and Prevention*, 50, 499–511. doi:10.1016/j.aap.2012.05.029

- Li, Z., Wang, W., Liu, P., Schneider, R., & Ragland, D. R. (2012). Investigating bicyclists' perception of comfort on physically separated bicycle paths in Nanjing, China. *Transportation Research Record: Journal of the Transportation Research Board*, 2317, 76–84. doi:10.3141/2317-10
- Lusk, A. C., Wen, X., & Zhou, L. (2014). Gender and used/preferred differences of bicycle routes, parking, intersection signals, and bicycle type: Professional middle class preferences in Hangzhou, China. *Journal of Transport and Health*, 1, 124–133. doi:10.1016/j.jth.2014.04.001
- Ma, L., & Dill, J. (2015). *Do people's perceptions of neighborhood bikeability match "reality"?* 94th Annual meeting of the Transportation Research Board TRB. Retrieved from <http://docs.trb.org/prp/15-5739.pdf>
- Ma, L., Dill, J., & Mohr, C. (2014). The objective versus the perceived environment: What matters for bicycling? *Transportation*, 41, 1135–1152.
- Majumda, B. B., Mitra, S., & Pareekh, P. (2015). *Methodological framework to obtain key factors influencing choice of bicycle as a mode.* 94th Annual Meeting of the Transportation Research Board TRB. Retrieved from <http://trid.trb.org/view.aspx?id=1339467>
- Mertens, L., Van Holle, V., De Bourdeaudhuij, I., Deforche, B., Salmon, J., Nasar, J., ... Van Cauwenberg, J. (2014). The effect of changing micro-scale physical environmental factors on an environment's invitingness for transportation cycling in adults: An exploratory study using manipulated photographs. *International Journal of Behavioral Nutrition and Physical Activity*, 11, n.p. doi:10.1186/s12966-014-0088-x
- Misra, A., Watkins, K., & Le Dantec, A. C. (2015). *Socio-demographic influence on rider type self classification with respect to bicycling.* 94th Annual Meeting of the Transportation Research Board TRB. Retrieved from <http://trid.trb.org/view.aspx?id=1339455>
- Office for National Statistics. (2014). *2011 census analysis — Cycling to work.* London: Author.
- Oh, H., Rizo, C., Enkin, M., & Jadad, A. (2005). What is eHealth (3): A systematic review of published definitions. *Journal of Medical Internet Research*, 7(1).
- Owen, R., Kendrick, D., Mulvaney, C., Coleman T., & Royal, S. (2011). Non-legislative interventions for the promotion of cycle helmet wearing by children. *Cochrane Database of Systematic Reviews*, 11. Art. No.: CD003985. doi:10.1002/14651858.CD003985.pub3
- Oxley, A. J., Corben, F. B., Charlton, L. J., Fildes, N. B., & Rothengatter, A. J. (2005). Creating a safe environment for older cyclists: Lessons learnt from a review of worlds best practice measures (pp. 12).
- Parkin, J., Wardman, M., & Page, M. (2007). Models of perceived cycling risk and route acceptability. *Accident Analysis and Prevention*, 39, 364–371. doi:10.1016/j.aap.2006.08.007
- Petritsch, T., Ozkul, S., McLeod, P., Landis, B., & McLeod, D. (2009). Quantifying bicyclists' perceptions of shared-use paths adjacent to the roadway. *Transportation Research Record: Journal of the Transportation Research Board*, 2198, 124–132. doi:10.3141/2198-14
- Pucher, J., & Buehler, R. (2008). Making cycling irresistible: Lessons from The Netherlands, Denmark and Germany. *Transport Reviews*, 28(4), 495–528.
- Ryley, T. (2006). Estimating cycling demand for the journey to work or study in West Edinburgh, Scotland. *Transportation Research Record: Journal of the Transportation Research Board*, 1982, 187–193. doi:10.3141/1982-24
- Ryley, T. J. (2005). *A study of individual travel behaviour in Edinburgh, to assess the propensity to use non-motorised modes.* Ann Arbor: Napier University (United Kingdom).
- Sallis, J. F., Conway, T. L., Dillon, L. I., Frank, L. D., Adams, M. A., Cain, K. L., & Saelens, B. E. (2013). Environmental and demographic correlates of bicycling. *Preventive Medicine*, 57, 456–460. doi:10.1016/j.ypmed.2013.06.014
- Sanders, R. L. (2014). Roadway design preferences among drivers and bicyclists in the Bay Area, in: TRB Annual Meeting Compendium of Papers. Paper submitted for presentation at the 93rd Annual Meeting of the Transportation Research Board, Washington DC, January 2014.
- Segadilha, A. B. P., & Sanches, S. da P. (2014). Identification of factors that influence cyclists' route choice. *Procedia - Social and Behavioral Sciences*, 160, 372–380.
- Sener, I. N., Eluru, N., & Bhat, C. R. (2009). Who are bicyclists? Why and how much are they bicycling? *Transportation Research Record: Journal of the Transportation Research Board*, 2134, 63–72. doi:10.3141/2134-08

- Steer Davies Gleave. (2010a). *Cycling behaviour survey analysis 2*. London: Transport for London.
- Steer Davies Gleave. (2010b). *Cycle behaviour survey analysis 3*. London: Transport for London.
- Steer Davies Gleave. (2012). *Cycle route choice study*. London: Transport for London.
- Steinbach, R., Green, J., Datta, J., & Edwards, P. (2011). Cycling and the city: A case study of how gendered, ethnic and class identities can shape healthy transport choices. *Social Science and Medicine*, 72, 1123–1130. doi:10.1016/j.socscimed.2011.01.033
- Stinson, M., & Bhat, C. (2003). Commuter bicyclist route choice: Analysis using a stated preference survey. *Transportation Research Record: Journal of the Transportation Research Board*, 1828, 107–115. doi:10.3141/1828-13
- Tilahun, N. Y., Levinson, D. M., & Krizek, K. J. (2007). Trails, lanes, or traffic: Valuing bicycle facilities with an adaptive stated preference survey. *Transportation Research Part A: Policy and Practice*, 41, 287–301. doi:10.1016/j.tra.2006.09.007
- Tin Tin, S., Woodward, A., Thornley, S., Langley, J., Rodgers, A., & Ameratunga, S. (2010). Cyclists' attitudes toward policies encouraging bicycle travel: Findings from the Taupo Bicycle Study in New Zealand. *Health Promotion International*, 25, 54–62. doi:10.1093/heapro/dap041
- Tiwari, G. (2014). Planning and designing transport systems to ensure safe travel for women. International Transport Forum Discussion Paper No. 2014-04. Retrieved from <http://www.internationaltransportforum.org/jtrc/DiscussionPapers/DP201404.pdf>
- Transport for London. (2014). *London cycling design standards*. London: Author. Retrieved from <https://tfl.gov.uk/corporate/publications-and-reports/cycling>
- Twaddle, H., Hall, F., & Bracic, B. (2010). Latent bicycle commuting demand and effects of gender on commuter cycling and accident rates. *Transportation Research Record: Journal of the Transportation Research Board*, 2190, 28–36. doi:10.3141/2190-04
- Van Holle, V., Van Cauwenberg, J., Deforche, B., Goubert, L., Maes, L., Nasar, J., ... De Bourdeaudhuij, I. (2014). Environmental invitingness for transport-related cycling in middle-aged adults: A proof of concept study using photographs. *Transportation Research Part A: Policy and Practice*, 69, 432–446. doi:10.1016/j.tra.2014.09.009
- Vieira, G. B. B., Kliemann Neto, F. J., & Amaral, F. G. (2014). Governance, governance models and port performance: A systematic review. *Transport Reviews*, 34(5), 645–662.
- Vliet, J. (2014). *How many wheels will it be today? An exploratory research into variables useful for modeling bicycle mode choice with a discrete choice model* (MSc Thesis). University of Twente, Enschede. Retrieved from <http://essay.utwente.nl/65179/>
- Wang, S., & Notteboom, T. (2014). The adoption of liquefied natural gas as a ship fuel: A systematic review of perspectives and challenges. *Transport Reviews*, 34(6), 749–774.
- Wardman, M., Tight, M., & Page, M. (2007). Factors influencing the propensity to cycle to work. *Transportation Research A*, 41, 339–359.
- Westerdijk, P. K. (1990). *Pedestrian and pedal cyclist route choice criteria* (Working Paper). Leeds: Institute of Transport Studies, University of Leeds. Retrieved from <http://eprints.whiterose.ac.uk/2257/>
- Whitty, J. A., Lancsar, E., Rixon, K., Golenko, X., & Ratcliffe, J. (2014). A systematic review of stated preference studies reporting public preferences for healthcare priority setting. *The Patient - Patient-Centered Outcomes Research*, 7(4), 365–386.
- Winters, M., & Teschke, K. (2010). Route preferences among adults in the near market for bicycling: Findings of the cycling in cities study. *American Journal of Health Promotion*, 25, 40–47. doi:10.4278/ajhp.081006-QUAN-236
- Wooliscroft, B., & Ganglmair-Wooliscroft, A. (2014). Improving conditions for potential New Zealand cyclists: An application of conjoint analysis. *Transportation Research Part A: Policy and Practice*, 69, 11–19.
- Yang, L., Sahlqvist, S., McMinn, A., Griffin, S., & Ogilvie, D. (2010). Interventions to promote cycling: Systematic review. *BMJ*, 341, c5293–c5293.