



## The state of the art development of AHP (1979–2017): a literature review with a social network analysis

Ali Emrouznejad & Marianna Marra

To cite this article: Ali Emrouznejad & Marianna Marra (2017) The state of the art development of AHP (1979–2017): a literature review with a social network analysis, International Journal of Production Research, 55:22, 6653-6675, DOI: [10.1080/00207543.2017.1334976](https://doi.org/10.1080/00207543.2017.1334976)

To link to this article: <https://doi.org/10.1080/00207543.2017.1334976>



© 2017 The Author(s). Published by Informa UK Limited, trading as Taylor & Francis Group



Published online: 14 Jun 2017.



Submit your article to this journal [↗](#)



Article views: 9831



View related articles [↗](#)





View Crossmark data [↗](#)



Citing articles: 76 View citing articles [↗](#)

## The state of the art development of AHP (1979–2017): a literature review with a social network analysis

Ali Emrouznejad<sup>a\*</sup>  and Marianna Marra<sup>b\*</sup> 

<sup>a</sup>Operations and Information Management Group, Aston Business School, Aston University, Birmingham, UK; <sup>b</sup>Essex Business School, Essex University, Southend on Sea, UK

(Received 19 September 2016; accepted 15 May 2017)

Although many papers describe the evolution of the analytic hierarchy process (AHP), most adopt a subjective approach. This paper examines the pattern of development of the AHP research field using social network analysis and scientometrics, and identifies its intellectual structure. The objectives are: (i) to trace the pattern of development of AHP research; (ii) to identify the patterns of collaboration among authors; (iii) to identify the most important papers underpinning the development of AHP; and (iv) to discover recent areas of interest. We analyse two types of networks: social networks, that is, co-authorship networks, and cognitive mapping or the network of disciplines affected by AHP. Our analyses are based on 8441 papers published between 1979 and 2017, retrieved from the ISI Web of Science database. To provide a longitudinal perspective on the pattern of evolution of AHP, we analyse these two types of networks during the three periods 1979–1990, 1991–2001 and 2002–2017. We provide some basic statistics on AHP journals and researchers, review the main topics and applications of integrated AHPs and provide direction for future research by highlighting some open questions.

**Keywords:** AHP development; review; analytic hierarchy process; matrix consistency; pairwise comparisons matrix (PCM)

### 1. Introduction

Analytic hierarchy process (AHP) is a problem-solving framework (Saaty 1986) and a theory of measurement (Saaty 1990a). It has been proposed as a decision analysis technique to evaluate complex multi-attribute alternatives among one or more decision-makers. Since it allows the inclusion of subjective factors, it is considered as an advancement compared to other decision-making methods. AHP has been applied extensively, especially to large-scale problems involving multiple criteria, and where the evaluation of alternatives is mostly subjective. This paper describes how applications of stand-alone and integrated AHPs evolved and discusses the development over time of the main contributions in this field, to provide an original historical perspective on AHP. The aim is to identify seminal studies that have played a major role in the development of AHP and, also, to identify areas of its adoption. The study uses quantitative methods to identify the set of papers that have contributed most to AHP development and to discover recent major AHP activities. The literature contains several important surveys (Chai, Liu, and Ngai 2013; Ho 2008; Ishizaka and Labib 2011; Sipahi and Timor 2010), but the present paper is the first to investigate AHP adopting a longitudinal perspective on both its methodological development and applications, based on quantitative analysis. Our aim is to provide an in-depth understanding of the scientific communities working on specific applications of AHP and to analyse the on-going debate on the different AHP approaches proposed over recent decades. This study method can be described as quantitative, qualitative and citations network based. The need for a quantitative analysis of this work emerged as the result of the growing number of publications that no longer allow comprehensive qualitative analysis.

This paper contributes to our understanding of the patterns of development to date, of the AHP. It traces the evolution of the method within the communities of authors interested in application of the AHP to problem-solving in different contexts, and in the methodological advancements to overcome the shortcomings of the method identified over years. We explain how the weaknesses of the AHP and shortcomings related to an individual approach have been addressed over time and discuss the advantages of using AHP-based methods for decision-making.

---

\*Corresponding authors. Email: [a.emrouznejad@aston.ac.uk](mailto:a.emrouznejad@aston.ac.uk), [mmarra@essex.ac.uk](mailto:mmarra@essex.ac.uk)

## 2. Methodology

Studying paper citations networks using a scientometric approach and social network analysis (SNA) has become popular in recent years and provides an understanding of various dynamics such as collaboration among researchers (Lee et al. 2014) and emerging knowledge trends within disciplines (Emrouznejad and Marra 2014; Lampe and Hilgers 2014).

In this paper, we combine insights from a scientometric mapping technique and SNA to study collaboration networks. We apply the scientometric mapping technique *overlay mapping* to obtain a cognitive map of the AHP field, and use SNA to study co-authorship networks.

Overlay mapping is a recently developed scientometric technique, which has become a ‘strategic intelligence’ tool, which is able to detect the evolution and emergence of innovations in patent citation networks (Rotolo et al. 2013). We chose this approach for a number of reasons. First, it has been proven to be helpful to benchmark and to track temporal changes and to analyse the growing numbers of scientific developments within a discipline (Rafols, Porter, and Leydesdorff 2010). Second, the mapping captures and displays the variety of disciplines by depicting them as nodes. Another key aspect is that scholars have invested effort in making these tools available to researchers interested in exploring the evolution of science and knowledge. There is a range of online tools available to conduct such analyses.<sup>1</sup>

Figure 1 provides a depiction of the idea underpinning overlay mapping, which is to use data representing an *entity*, a focal subject area, to construct an *overlay*. This is projected over a *basemap*, which represents the totality of the contemporary research areas which are grouped into 19 categories covering social studies, to mathematical methods and computer science. Each node in the map represents one of 19 factors that proxies for a scientific discipline.<sup>2</sup> These areas are identified using the 225 WoS subject categories, which classify journals included in the science citation index (SCI) into disciplinary and sub-disciplinary structures. This allows a visualisation of how the publications in a certain field (in our case AHP) relate to different scientific disciplines. The term *cognitive map* refers to the projection on an *overlay* of data on published works, showing the cognitive space which is the contemporary universe of research areas. In the resulting cognitive map, the node size is proportional to the number of publications related to a given topic, and published in the given discipline represented by the node (Leydesdorff, Carley, and Rafols 2013; Rotolo et al. 2013). Different colours are used to represent the 19 factors and to enable an immediate visual understanding.

This technique allows the mapping of three spatial dimensions – the cognitive, social and geographical spaces. For the purposes of this paper, we analyse only the cognitive and social spaces since the geographical space is more relevant for analysing patent publications because it identifies companies located in different countries.

The cognitive map provides a classification of the publications into research areas (Waltman and van Eck 2012). Rotolo et al. (2013) highlight that mapping emergence in the cognitive space can reveal a number of features. These include the direction of diffusion of a given topic across the key knowledge areas involved in its emergence, how these areas interact, and in which domain the actors’ knowledge production processes are located. Overall, it provides an immediate snapshot of the disciplinary evolution of a field or a topic, in our case AHP. The cognitive maps resemble a group of poles arranged roughly in a circle, whose thickness varies and which is different from a regular ring. It has

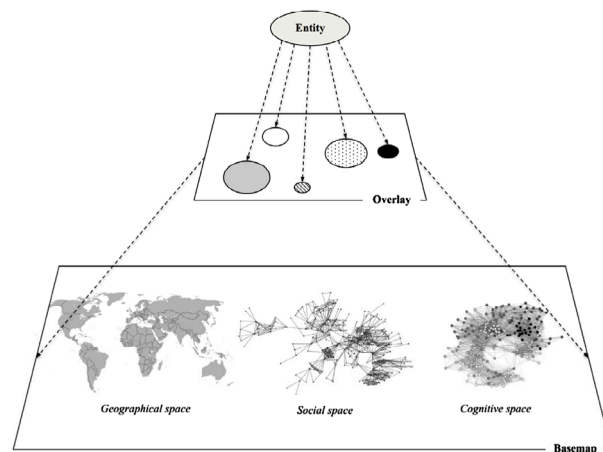


Figure 1. Overlay mappings.

been suggested that this shape is in line with the concept of scientific enterprise where no discipline dominates by occupying the centre (Knorr-Cetina 1999).

We chose this approach for the present study in order to highlight the attention being given to AHP by scholars working in various fields, to show how AHP is influencing multiple disciplinary contexts and to demonstrate the utility and power of AHP as a method for assessing the decision-makers in disparate fields.

The approach can be applied to longitudinal studies to show the evolution of areas of interest along time. For the purposes of the present study, we divide the period 1979 to 2017 into three sub-periods (1979–1990, 1991–2001 and 2002–2017). For each period, we provide the corresponding cognitive map, that is, the network of disciplines to which AHP is applied, and the corresponding social map, that is, the network of authors working in those disciplines. These are integrated with detailed information derived from an analysis of co-authorship networks. In these co-authorship networks, the connections among authors are the channels through which they gain access to knowledge and generate research outcomes. We show the evolution of collaboration networks over time and how they reflect the evolution of the topics within the field. Several studies demonstrate the utility of SNA approaches, such as citation and co-citation networks, to identify clusters of knowledge within a discipline (Lampe and Hilgers 2014; Liu et al. 2013). When considering the specific field of AHP, which we show is characterised by efforts from many researchers to deal with complex issues in multiple research contexts, the need for collaborative activities among scholars is expected to play a central role in providing impactful contributions. Thus, we aim to map the social space underpinning the evolution of the AHP field, that is, the collaboration networks among co-authors. We use the emergence of the main collaboration networks during the three periods to shed light on the most important themes to which AHP has been applied, and to identify the most important papers and their interrelations, the topic trends over time, and the major authors and their evolving co-authorship networks.

Data are analysed using Pajek, Sci<sup>2</sup> software (Sci<sup>2</sup> Team 2009) and HistCite.<sup>3</sup> Specifically, Pajek was used to create the cognitive maps. We exploit the procedures and tools made available online by Rafols, Porter, and Leydesdorff (2010) for mapping publications in relation to WoS categories. We used SCI<sup>2</sup> for the analysis of co-author networks emerging in each of the three sub-periods. We selected SCI<sup>2</sup> because the visual output produced allows us to work on it in an effective way to improve its readability. HistCite was used to compute the basic statistics presented in the next section.

Figure 2 provides a visualisation of the methodology by depicting the flowchart for the research process. We extracted data from the ISI WoS academic database. AHP papers were searched for and retrieved using the keywords ‘analytic hierarchy process’; ‘AHP’; ‘comparison matrix’; ‘pairwise comparison matrix’ and ‘PCM’; ‘matrix consistency’. The data cover the period from 1979 to 2017. We obtained an initial 8814 results, 373 of which were not imported since they were considered not relevant despite containing a keyword in the text. This generally referred to the references; the topic of the 373 papers was not AHP. We reviewed the content of these papers to ensure their inconsistency with the overall sample.

Among the remaining papers, we analysed the abstracts to ensure each paper related to the field of AHP. We downloaded our initial results as a text file and imported it into SCI<sup>2</sup>, which allowed us to visualise and organise the abstracts systematically. The whole sample has split by author to make the analysis more manageable. Cleaning of the data-set, both off line as the text file, and online by excluding the papers from the list provided by WoS provided the final data-set.

We exported the WoS data into an *analyse.txt* file, which was further transformed by a freely available mini programme. This resulted in a file that could be analysed using Pajek.

We analysed the data-set using SCI<sup>2</sup> to obtain the co-author networks. The data were split into three sub-periods. For each sub-periods, the software identified the nodes (authors) and linked them if they had co-authored one or more papers, that is, if they represented an edge.<sup>4</sup> Given the large number of papers in our network and the even larger numbers of authors involved, we focus only on the top edge (co-author relations) and top nodes (authors) in each period; in other words, the resulting co-authorship networks are the most representative of the number of co-authored works and the number of citations received, but they are not the only networks.

The final panel of papers includes 8441 published works: 4721 papers, 3362 conference proceedings, 211 articles and proceedings papers, 19 editorial pieces and 128 other document types.

In this study, we combine analysis of co-authorship networks with cognitive mapping related to AHP and, to provide a longitudinal perspective on the evolution of the field, we split the period under investigation (1979–2017) into the three sub-periods 1979–1990, 1991–2001 and 2002–2017.

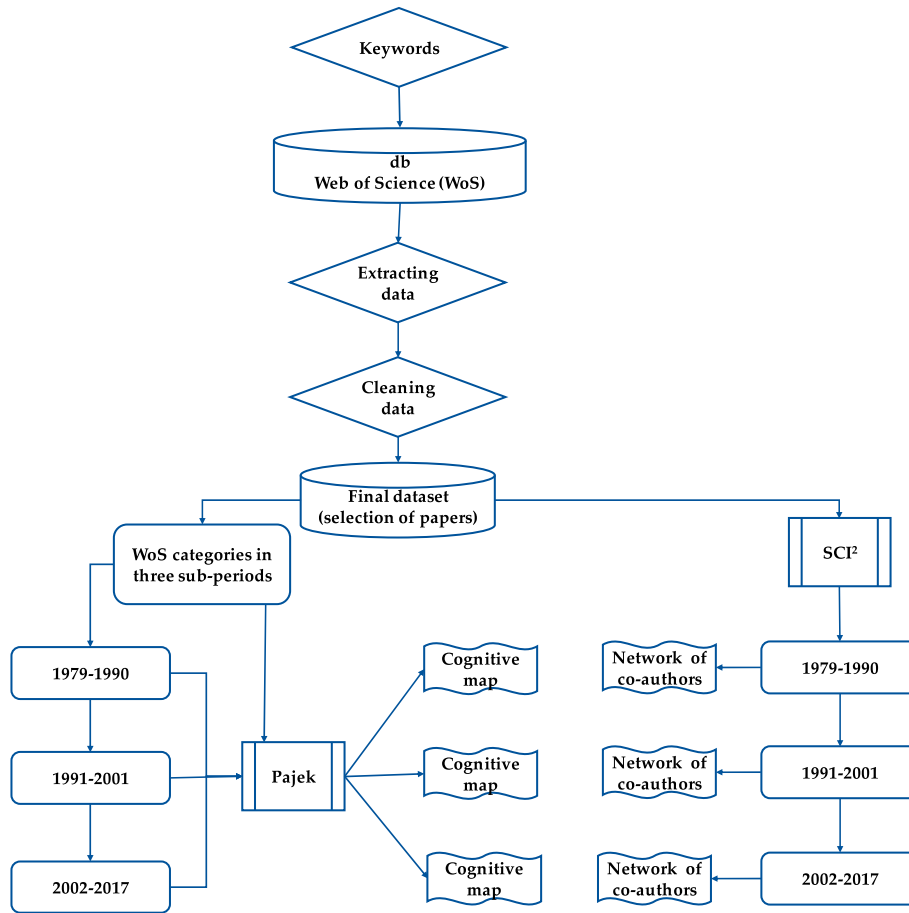


Figure 2. Flowchart for the research process.

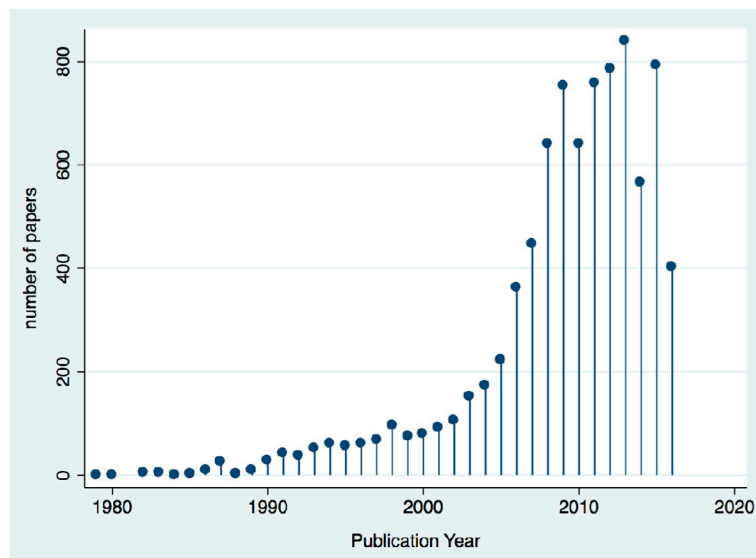


Figure 3. Number of publications per year (1979 and 2017).

### 3. Data and basic statistics

Figure 3 shows that the number of publications related to the topic of AHP has increased over the last 10 years, with the highest numbers – more than 800 published works – in 2013 and 2015. The total sample includes papers published up to January 2017.

We rank journals (Table 1) according to the number of papers published. We provide total local citation score (TLCS) and total global citation score (TGCS). The former refers to how many times the journal's papers included in this collection were cited by other papers in the collection; the latter refers to how many times the papers in the journals included in this collection were cited in the WoS database. This score is calculated based on the Times Cited score retrieved from the WoS.

Among the most active journals, we find *European Journal of Operational Research* with 214 papers, followed by *Expert Systems with Application* with 211 published papers. The third most active journal is *International Journal of Production Research* with 94 papers, followed by *Mathematical and Computer Modelling* with 73 papers and *International Journal of Production Economics* with 72 papers.

Table 2 presents the 10 most influential papers ranked by TLCS. Note that we provide also the TGCS, which accounts for the impact of the paper within the entire ISI database. For this reason, a paper can be highly cited within the entire ISI collection and slightly less cited in the selected sample, or vice versa.

## 4. Results and evolution of AHP

### 4.1 First period (1979–1990)

Figure 4 shows the cognitive map for each sub-period identified. AHP relies on the area of mathematics, which is represented by the largest nodes (coloured grey). We observe also that AHP is an attractive application in other disciplines, for example, business and management, followed by economics and to a lesser extent health. As expected, in this first period, we observe that the number of disciplines in which AHP is applied is smaller than in the second and third periods.

The first period includes 86 papers and is characterised by few groups of authors (Figure 5) that actively participate to the initial debate on AHP. The thickness of links and the dimensions of the nodes refer to the weight of the relation measured as citations received and number of papers co-authored. The largest group consists of authors proposing AHP first formulations; this includes to Saaty, Vargas and Harker and their co-authors, which show the strongest relationships. They were the first to propose the mathematical AHP formulation and conceptualisations of various aspects, such as the measurement of judgements (Saaty and Vargas 1987), and proposed the theoretical foundations for the method (Crawford and Williams 1985; Harker 1987; Harker and Vargas 1987, 1990). This first period is characterised not only by the inception of AHP but also by some works highlighting some limitations such as operational difficulties. This applies to Dyer (1990a, 1990b) and Harker and Vargas (1990).

Dyer highlights two of the most controversial issues in the original AHP conceptualisation: the phenomenon of rank reversal and the fact that axioms are 'flawed'.

There is a small network which includes these three authors and some others. This network refers to co-authors giving examples of the usefulness of AHP for different objectives, such as faculty promotions decisions (Saaty and

Table 1. Top 10 most active journals in AHP.

Rating	Journals	Amount	TLC	TGCS
1	European Journal of Operational Research	214	1630	3012
2	Expert Systems with Applications	211	4387	6720
3	International Journal of Production Research	94	448	1163
4	Mathematical and Computer Modelling	73	508	819
5	International Journal of Production Economics	72	1243	2496
6	International Journal of Advanced Manufacturing Technology	66	260	591
7	Computers and industrial Engineering	59	305	614
8	Environmental Earth Science	54	63	93
9	Journal of Environmental Management	52	401	866
10	Journal of Operational Research Society	50	462	677

Table 2. Top 10 most influential papers ranked by TLCS.

Paper	Title	Journal	TLCS	TGCS	
1	Saaty (1990b)	How to make a decision – The analytic hierarchy process	European Journal of Operational Research	642	836
2	Saaty (1986)	Axiomatic foundation of the analytic hierarchy process	Management Science	257	332
3	Dyer (1990a)	Remarks on the analytic hierarchy process	Management Science	257	319
4	Saaty (1994)	How to make a decision – The analytic hierarchy process	Interfaces	201	277
5	Harker and Vargas (1987)	The theory of ratio scale estimation – Saaty Analytic hierarchy process	Management Science	193	209
6	Forman and Peniwati (1998)	Aggregating individual judgments and priorities with the analytic hierarchy process	European Journal of Operational Research	184	173
7	Saaty (1990a)	An exposition of the AHP in reply to the paper remarks on the analytic hierarchy process	Management Science	172	190
8	Crawford and Williams (1985)	A note on the analysis of subjective judgement matrices	Journal of Mathematical Psychology	165	256
9	Saaty and Vargas (1987)	Uncertainty and rank order in the analytic hierarchy process	European Journal of Operational Research	150	173
10	Ghodspour and O'Brien (1998)	A decision support system for supplier selection using an integrated analytic hierarchy process and linear programming	International Journal of Production Economics	149	325

Ramanujam 1983) and marketing applications (Wind and Saaty 1980), or proposing improvements to the classical approach (Millet and Harker 1990). The main co-authorship networks which emerged during the first period demonstrate that AHP was used in different contexts to support decision-making in relation to consumers' bank selections (Javalgi, Armacost, and Hosseini 1989), bond ratings (Johnson, Srinivasan, and Bolster 1990; Srinivasan and Bolster 1990) and important medical and health care decisions. We show how applications of AHP to health care and the medical sector increase in the next two periods.

#### 4.2 Second period (1991–2001)

The cognitive map for the period 1991–2001 (Figure 6) shows the growing number of publications and the contamination from other research areas in this second period. Figure 5 shows the increased incidences of co-authorship in the same period. As collaboration among authors increases, the number of papers and the disciplines affected by AHP applications also increase. The second period includes 716 papers.

Compared to the first period analysed, we see growing attention from such research areas as mathematical methods, computer science and business and management studies, and its introduction in new research areas. The most active among these are environmental science and technology, followed by mechanical engineering, ecology, social studies and materials science. These are macro areas which include multiple similar disciplines. This period is characterised by studies addressing emerging new concerns, such as attention to environmental issues, which are studied more extensively in the 2002–2017 papers. To better discriminate among topics, we analyse the contributions from the most representative author collaborations.

##### 4.2.1 Mathematical advancements I

The debate around improvements to the AHP method has been the motivation for several different studies. Saaty and Vargas are among top nodes in both this and the first period. Vargas worked with Arbel to explore new approaches to priority derivation when preferences are expressed as interval judgments (Arbel and Vargas 1993), and he worked with Saaty to propose application of AHP to support medical decisions (Saaty and Vargas 1998).

Note that the debate on the drawbacks of the AHP formulation encompasses all three periods. We find several contributions to improve AHP in the other periods. Scholars focus mostly on the inconsistency of PCM.

##### 4.2.2 Higher education sector

If we look at the co-authorship networks for the period 1991–2001 (Figure 5), first, we observe a strong relationship between Liberatore, Nydick, Stylianou and Sanchez. Liberatore and Nydick (1999) study application of AHP to the higher education sector and benefits such as improvements to the quality of master's courses and student satisfaction.

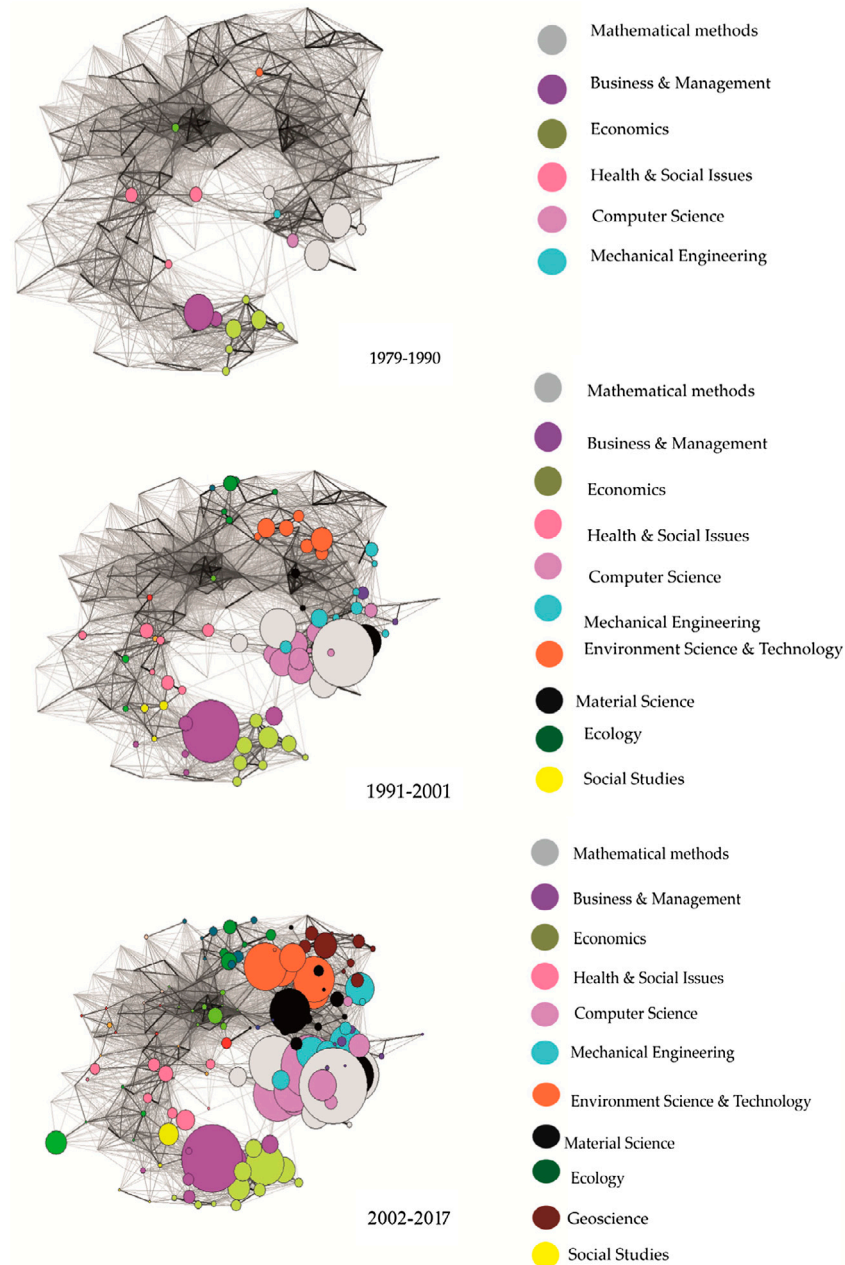


Figure 4. Cognitive map of the AHP during the three sub-periods (1979–1990, 1990–2001 and 2002–20017).

They also investigate the benefits related to the evaluation of research papers (Liberatore, Nydick, and Sanchez 1992) and improvements to universities' decision-making processes (Liberatore and Nydick 1997). The work co-authored by these researchers deals with applications of AHP combined with other methods. Liberatore and Stylianou (1993, 1994, 1995) integrate knowledge-based systems with scoring models, logic tables and AHP for strategic market assessment.

#### 4.2.3 Health sector

During this period, AHP was applied widely in the health sector and studied by many including scholars such as Saaty and Vargas (1998) who proposed AHP to determine which tests should be performed given certain symptoms, to scholars with a background in medical studies using AHP as a method to evaluate different medical treatment strategies (Carter et al. 1999; Castro et al. 1996).



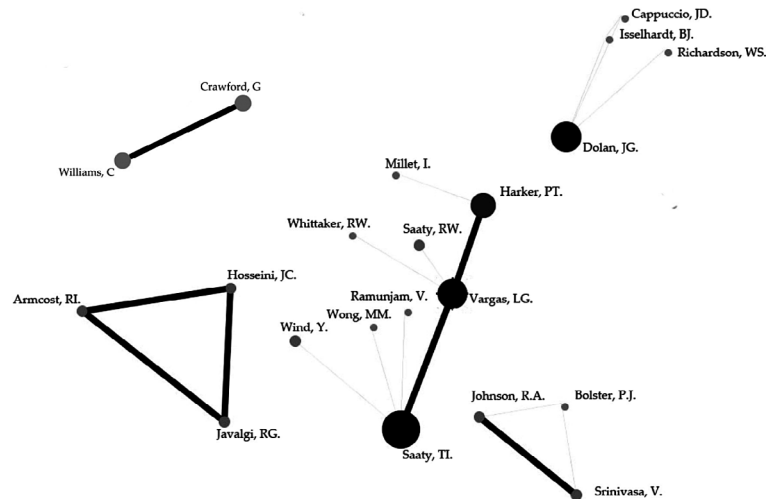


Figure 5. Co-authorships network (1979–1990).

#### 4.2.4 Supply chain management and logistics

There is a strong co-authorship relation between Korpela, Tuoninen and Lehmusvaara, who apply AHP to supply chain management (Korpela and Lehmusvaara 1999; Korpela, Lehmusvaara, and Tuominen 2001) and logistics (Korpela and Tuominen 1996a, 1996b, 1996c, 1997). In work on AHP applied to supply chain management, an important contribution is the paper co-authored by Ghodsypour and O'Brien (1998). This deals with the supplier selection problem involving quantitative and qualitative factors. The advancements proposed in this paper consist of combining AHP with linear programming to consider tangible and intangible factors, which, at the time it was written, were among the main limitations of existing methods.

#### 4.2.5 Computer science applied to chemical engineering

The collaboration among Dudukovic, Joseph and Hanratty is an example of the usefulness of applying AHP to the chemical sector for laboratory reactor selection, for instance (Hanratty and Joseph 1992; Hanratty, Joseph, and Dudukovic 1992).

#### 4.2.6 Energy sector and manufacturing

Ramanathan authored 13 of the papers in the whole sample, and with Ganesh co-authored 3 papers in the second period. Two of these co-authored papers consist of applications of AHP to the energy sector (Ramanathan and Ganesh 1994a) and energy allocation problems (Ramanathan and Ganesh 1995a). Ramanathan also worked, on his own, on the application of AHP to environmental management (Ramanathan 2001) and proposed a version of AHP, the multiplicative version, to support group decisions in climate change negotiations (Ramanathan 1998). A third co-authored paper proposes an advancement to AHP, providing, for the first time, a formal evaluation of the group preference aggregation method using an eigenvector-based method (EM) to determine intrinsically the weights for group members, using members' subjective opinions (Ramanathan and Ganesh 1994b). Ganesh worked with Rajendran and Gajpal (1994) to propose AHP to evaluate the criticality of spares in manufacturing organisations.

#### 4.2.7 Ecology

Among studies applying AHP to ecology, we find a network around Kangas, who applies AHP combined with SWOT (strengths, weaknesses, opportunities and threats) analysis to support forest management planning and decision-making (Kangas and Kuusipalo 1993; Kurttila et al. 2000).

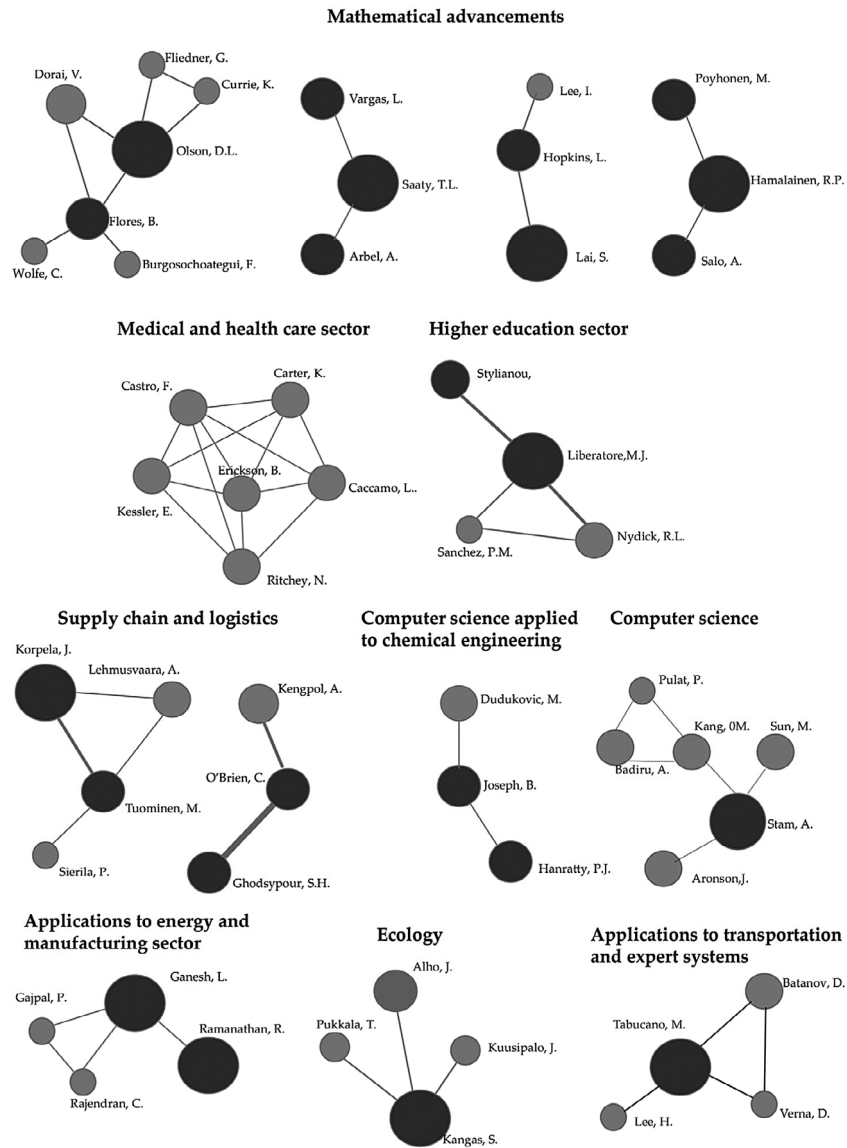


Figure 6. Co-authorship 1991–2001.

### 4.3 Third period (2002–2017)

The third period analysed is the largest in terms of number of papers published (7639). The third cognitive map (Figure 7) shows clearly that this period is dominated by research in mathematical methods, computer science and management studies. With respect to the previous period, we observe a growing numbers of contributions in the area of mechanical engineering and environmental science and technology, followed by contributions in geoscience. Two aspects characterise the third period: it is dominated (i) by a fuzzy-based approach; and (ii) by the so-called integrated AHP. The increasing complexity of the knowledge related to more sophisticated methods proposed to improve AHP, and the demand for ways to deal with new complex decision-making problems, led scholars to propose AHP in combination with other multi-criteria decision-making methods. An in-depth analysis of co-authorship networks sheds more light on these aspects.

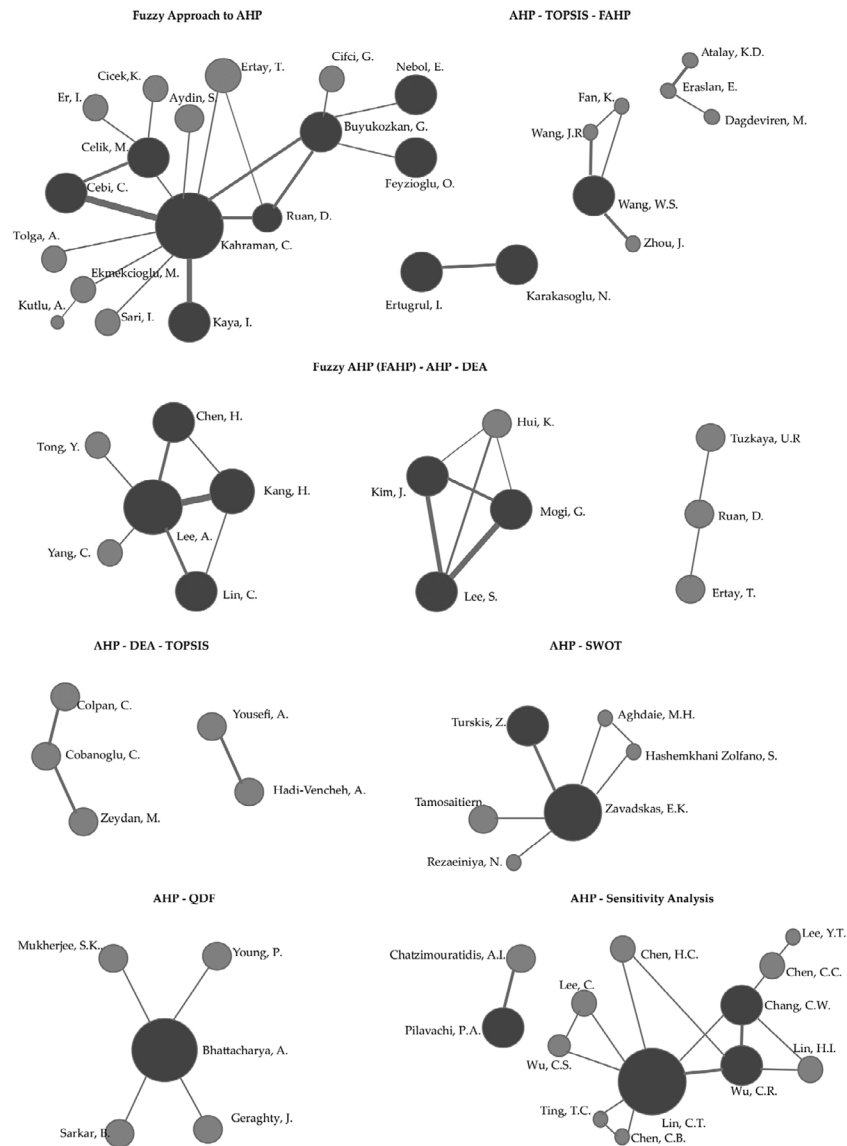


Figure 7. Co-authorships network during 2002–2017.

#### 4.3.1 Mathematical advancements II

AHP conceptualisation has received considerable attention in recent years and Table 3 summarises the main issues discussed during the period analysed in relation to advancements and drawbacks to AHP, and highlights the different approaches proposed in different disciplinary domains. Table 3 displays recent papers only, published during the last 5 years.

#### 4.3.2 Fuzzy approach to AHP

Kahraman is one of the most influential authors within this literature stream. He co-authored many papers proposing fuzzy AHP (FAHP). One of the most important proposes hierarchical fuzzy axiomatic design (FAD) which contributed positively to classical FAD by selecting problems through a hierarchical structure (Kahraman and Çebi 2009). Kahraman and Çebi co-authored seven of the papers in our sample which deal with this approach to support decisions (Çebi and Kahraman 2010; Kahraman and Çebi 2009).

Kahraman and Kaya (2010) proposed a method based on AHP with fuzziness to select among energy alternatives.

Table 3. Complex issues and AHP approaches.

Complex issues	Proposed AHP approach	Authors/research
Treating judgements qualitatively	DEAHP	Ramanathan and Ramanathan (2010)
Sorting problems	AHPSort	Ishizaka, Pearman, and Nemery (2012)
PCM	AHP-K-means algorithm – Veto	Lolli, Ishizaka, and Gamberini (2014)
	Eigenvector method and mean relative error	Tomashevskii (2015)
	(i) A scheme which yields an estimate for the probability of rank reversal and test the applicability of this scheme under various conditions; (ii) a theoretical model for estimating the probability of the consequent rank reversal using the multivariate normal cumulative distribution function.	Dede et al. (2015, 2016)
	Criteria for determining when the COP is met. This supplement the two conditions formulated by Bana e Costa and Vansnick (2008).	Kuřakowski (2015)
Judgement scales	To model the expert estimation process.	Tsyganok, Kadenko, and Andriichuk (2012)
Consistency in PCM	Sub-optimal heuristic algorithm.	Siraj, Mikhailov, and Keane (2012a)
	A method for calculating the missing elements of an incomplete matrix of PCM, by minimising a measure of global inconsistency.	Fedrizzi and Giove (2007)
	Hadamard product induced bias matrix model	Kou, Ergu, and Shang (2014)
	Consistency through optimisation.	Benítez et al. (2012)
	Principal eigenvector approach	Saaty (2013)
Consistency indices	New definition of interval multiplicative comparison matrices (IMCMs) incorporating consistency and indeterminacy levels of interval judgements	Li, Wang, and Tong (2016)
	New simulation algorithm designed for the AHP	Kazibudzki (2016)
Prioritisation method	Two step logarithmic goal programming and lexicographic goal programming	Bozorgi-Amiri and Asvadi (2015)
	Hesitant AHP	Zhu and Xu (2014)
	Indirect judgements	Siraj, Mikhailov, and Keane (2012b)
	New method for deriving priority vectors that although based on the eigenvalue method is optimisation-based	Grzybowski (2013)
	Bayesian Prioritisation Procedure (BPP) and Systemic Decision-Making in AHP	Salvador et al. (2014), Altuzarra, Moreno-Jiménez, and Salvador (2007), Moreno-Jiménez et al. (2016), Altuzarra et al. (2013)
Group decisions	Precise consistency consensus matrix	Escobar, Aguarón, and Moreno-Jiménez (2015)
	Triangular FAHP to combine a triangular fuzzy weighted power geometric operator the recovery methods and extent analysis method effectively	Dong, Li, and Zhang (2015)
	AHP-group decision-making model in a local context (a unique criterion) based on the individual selection of the numerical scale and prioritisation method and a new individual consistency index	Dong and Cooper (2016)
	Two phase algorithm (1) Two-dimensional Sammon's mapping; (2) consensus convergence model	Srdjevic et al. (2013)
	Group Euclidean distance, group minimum violations, and distance between weights for the purpose of evaluation.	Grošelj et al. (2015)
Inconsistency indices in PCM	New inconsistency index	Grzybowski (2016)
	Two new measures, termed congruence and consistency deadlock	Siraj, Mikhailov, and Keane (2015)
	To investigate the link between consensus and consistency; and between group decision and consistency, by defining general boundary properties for the inconsistency. To identify axiomatic properties of inconsistency indices.	Brunelli, Canal, and Fedrizzi (2013), Brunelli and Fedrizzi (2014 2015)

Within this area of research, one of the most significant authors is Mikhailov L. He contributed to the debate on deriving priorities from fuzzy pairwise comparison judgments (Mikhailov 2003). In his conceptualisation, assessment of the priorities from pairwise comparison intervals is formulated as an optimisation problem, maximising the decision-maker's satisfaction with a specific crisp priority vector.

Chan F.T.S. contributed to the development and application of fuzzy AHP (see Emrouznejad and Ho 2017) to problems such as global supplier development (Chan and Kumar 2007; Chan et al. 2008). Che (2010) proposes FSHP to analyse defective supply chain system.

#### 4.3.3 AHP and TOPSIS

Büyüközkan seems to bridge two co-authorship networks. The first (Figure 6 – left side) refers to the fuzzy approach to AHP, the second to the integration of AHP with technique for order preference by similarity to ideal solution (TOPSIS). Regarding this second application, the authors propose this integrated approach as effective to evaluate e-logistics-based strategic alliance partners, using a fuzzy logic approach (Büyüközkan, Feyzioğlu, and Nebol 2008). Yurdakul and İÇ (2007) propose a performance measurement model which can be used to obtain an overall performance score by measuring the success of a manufacturing company's operational activities. AHP is used to weight (the relative importance of) the dimensions and their sub-components; then weights and performance scores are combined using TOPSIS. This integration has been applied successfully to the complex problem of the vague and imprecise nature of linguistic assessments in the case of facility location selection (Ertuğrul and Karakaşoğlu 2007). Similarly, Kaya and Kahraman (2014) apply AHP and TOPSIS to the assessment of intelligent buildings in a fuzzy environment to deal dealing with the uncertainty and imprecision of evaluations, in which the expert's comparisons are represented as fuzzy numbers.

On the right side of the top of Figure 6 there are smaller networks relating the application of AHP and TOPSIS to evaluation of supply chain performance (Eraslan and Atalay 2014). In Eraslan and Atalay's paper, the authors first apply the fuzzy extension of AHP and TOPSIS to overcome problems related to linguistic assessments of expert decision-makers, and they propose a ranking to support the decisions.

#### 4.3.4 AHP and DEAHP

This branch of the literature includes a group of works combining insights from DEA with AHP (DEAHP) (Ramanathan 2006), in some cases with FAHP (Che, Wang, and Chuang 2010). Following Ramanathan (2006), Sevklı et al. (2007) apply this hybrid approach to a real industry case and show that DEAHP outperforms AHP method for supplier selection. On another hand, this paper has been criticised by Wang, Chin, and Leung (2009) that show the weaknesses of the DEAHP.

The main advantage highlighted by the authors in this field is the chance to use DEA quantitative criteria to evaluate a decision problem, and to apply AHP to collect qualitative data (Ertay, Ruan, and Tuzkaya 2006). The usefulness of this method has been proved in the case of solving practical design problems (Yang and Kuo 2003) by combining the subjective opinions of decision-makers with objective data on the relevant factors in the case of vendor selection (Zhang, Li, and Liu 2006). Advancements were proposed by Wang and Chin (2009) for priority determination in AHP, that is, to derive the best local priorities from a pairwise comparison matrix or a group of pairwise comparison matrices. Lozano and Villa (2009) propose a new target for DEA approaches, which consists of an interactive multi-objective method where, in each step of the process, the decision-maker is asked which inputs and outputs he/she wants to improve, using a method that employs a lexicographic multi-objective approach in which the decision-maker specifies a priori a set of priority levels and, using AHP, the relative importance given to the improvements of the inputs and outputs at each priority level. Sueyoshi, Shang, and Chiang (2009) propose the combined method to support companies' internal auditing in order to better identify the most critical businesses units within a corporation. Lin, Lee, and Ho (2011) apply the integrated method to evaluate the economic performance of local governments in China. Focusing on the most recent advancements, we observe Anvari et al. (2014) working on the integrated method with desirable and undesirable variables, to assess the relative efficiency of lean manufacturing tools and techniques. The main advantage of the proposed method is the chance to consider desirable and undesirable variables in the production process.

#### 4.3.5 AHP-DEA and TOPSIS

The integration of AHP, DEA and TOPSIS characterises mostly mainly the last five years of research. In this stream of research, we find the approach applied in the automotive sector to supplier selection and evaluation quality (Zeydan, Çolpan, and Çobanoğlu 2011). Zeydan, Çolpan, and Çobanoğlu (2011) demonstrate the superiority of this approach for making decisions in an automotive company. Similarly, Yousefi and Hadi-Vencheh (2010) propose an integrated model based on AHP and TOPSIS to evaluate improvements in Iran's automobile industry and, more specifically, to rank automobile problems. They also propose an AT index, to combine the two rankings obtained, and suggest use of a DEA model to evaluate the efficiency of the alternatives as a basis for comparing three multi-criteria decision-making

techniques. Their main finding is that the AT index outperforms AHP and TOPSIS. Recently, stochastic DEA has been shown to be useful in the optimisation of facility layout design problems (Azadeh, Nazari, and Charkhand 2015). The proposed method deals with multiple inputs and stochastic outputs, and uses mathematical programming for optimum layout alternatives. Kumar and Singh (2012) demonstrate that fuzzy AHP and TOPSIS is useful in evaluating the performance of global third party logistics service providers for effective supply chain management.

#### 4.3.6 AHP and SWOT analysis

There is a long tradition of studies which employ AHP integrated with SWOT analysis. The most representative collaboration network consists of authors working with Zavadskas and applying these two methods to the construction industry.

Zavadskas and co-authors propose a methodology based on AHP and SWOT analysis to determine management strategies in construction enterprises (Zavadskas, Turskis, and Tamosaitiene 2011). In this paper, AHP is applied along with expert judgement and a permutation method to deduce feasible alternatives. The first stage of the analysis is aimed at selecting the most preferred strategy; the second relies on SWOT analysis of the current state and the feasible future alternatives for construction enterprises. Recently, Tavana et al. (2016) applied Intuitionistic Fuzzy AHP and SWOT analysis to evaluate the relative importance of the weights of the criteria and the corresponding sub-criteria in a Reverse Logistic.

#### 4.3.7 AHP and QFD

The co-authorship networks among Bhattacharya, Sarkar and Mukherjee and among Bhattacharya, Geraghty and Young, are the most representative of integration of AHP with quality function deployment (QFD). In the first case, the authors demonstrate that a combined AHP/QFD model allows determination of whether deployment of robots in industry enhances performance from a requirements perspective (Bhattacharya, Sarkar, and Mukherjee 2005); in the second, AHP and QFD are combined with cost factor measures to rank and select suppliers (Bhattacharya, Geraghty, and Young 2010).

#### 4.3.8 AHP and sensitivity analysis

The integration of AHP with sensitivity analysis was very popular in this period. We observe a large co-authorship network (Figure 6) with several authors working on applications of this integrated AHP to different cases. Wu, Lin, and Chen (2007) apply AHP, sensitivity analysis and a modified version of the Delphi method, to the selection of an optimal location for a hospital. AHP sensitivity analysis has been further integrated with the balance scorecard approach to measure financial services (Wu, Lin, and Tsai 2011). Chatzimouratidis and Pilavachi (2008a, 2009a) apply the approach based on AHP and sensitivity analysis to evaluate the technological and economic sustainability of power plants in Greece and show that giving priority to the technology and sustainability criteria favours renewable energy power plants, while prioritising economic criteria favours nuclear power plants at the expense of four types of fossil fuel power plants. Pilavachi and Chatzimouratidis are also involved in other papers in our data-set dealing with analysis of the energy sector, combining the two methods and also using AHP on its own (Chatzimouratidis and Pilavachi 2008b, 2009b; Papalexandrou, Pilavachi, and Chatzimouratidis 2008).

## 5. Discussion – the development of AHP and open problems

### 5.1 Advantages of using AHP for decision-making

AHP is a multi-criteria decision-making method that is easy to use and flexible. It allows complex problems with multiple and sometimes conflicting criteria to be addressed. It is suited to a number of domains and to different problems since it relies on the innate human propensity to conduct comparison. Among the advantages of using AHP for decision-making is that it offers the opportunity to consider the different importance of criteria and, consequently, to assign different weights so that some criteria dominate the decision.

Research on AHP developments is organised in two strands. We can trace the ongoing and lively debate on improving the fundamentals of AHP, which proposes various advancements to overcome the shortcomings of existing conceptualisations. The definition of criteria and the calculation of their weights are central to this method used to assess the alternatives and derive weights from PCMs.

The main advantages of the most advanced conceptualisations of AHP are that it allows hierarchical modelling of the problem, and the possibility to make verbal judgements and to confirm consistency (Ishizaka and Labib 2011). As summarised in Table 3, a number of complex issues have been identified in recent years, and addressed by researchers proposing different AHP approaches. Among these crucial open problems, we would highlight: (i) issues connected to the mathematical theory of PCMs such as the consistency of decision-maker's judgements (Kazibudzki 2016; Kazibudzki and Grzybowski 2013); (ii) the introduction of new prioritisation methods to deal with nonreciprocal PCMs (Grzybowski 2013); (iii) problems related to group decisions (Dong and Cooper 2016; Grošelj et al. 2015; Srdjevic et al. 2013); problems of consistency indices (Li, Wang, and Tong 2016) and inconsistency indices in PCM (Brunelli and Fedrizzi 2014, 2015; Siraj, Mikhailov, and Keane 2015). Some of these issues are closely intertwined and lead on from one another.

In the next section, we discuss how recent contributions address these crucial and complex issues, which, in some cases, require more research in the future.

At the same time, AHP has proven effective for dealing with problems in various disciplinary domains, as shown in the previous sections. A number of applications have been proposed to show the usefulness of AHP for decision-making and its wide applicability in several sectors, not necessarily related to those in which it originated, such as the health sector (Cheever et al. 2009; Liberatore 1987; Liberatore et al. 2003) and education (Liberatore and Nydick 1999). AHP flexibility has been shown to be useful for the supplier selection process (c.f. Chan et al. 2008; Chan and Kumar 2007; Che 2010; Labib 2011; Tsai and Hung 2009; Vahdani and Zandieh 2010). Within this line of research, Handfield et al. (2002) show that AHP can help managers in assessing suppliers by taking into account important aspects related to environmental issues; Şen et al. (2008) presents a framework for defining the supplier selection criteria by considering quantitative and qualitative criteria; Levary (2008) applies AHP for ranking and evaluating potential suppliers; Liao and Kao (2010) integrates the Taguchi loss function, AHP and multi-choice goal programming model to select the best supplier; Labib (2011) demonstrate that AHP addresses the issue of the subjectivity inherent in human assessments and for this reason can be useful in the selection process of the most appropriate supplier.

Further to this, AHP has also been applied for the analysis of outsourcing (Wang et al. 2010), for supply chain quality management (Kuei, Madu, and Lin 2011; Murata and Katayama 2013), customer satisfaction (Li, Liu, and Li 2014; Medjoudj, Laifa, and Aissani 2015) and manufacturability evaluation (Nagahanumaiah, Ravi, and Mukherjee 2007). For example, Ic, Yurdakul, and Eraslan (2012) propose a component based AHP model to improve the use of technical specifications provided by machining-centre manufacturers; Sarfaraz, Jenab, and D'Souza (2012) apply FAHP to improve customisation of an enterprise resource planning system. A number of successful applications have been described in the context of the management of limited resources (Ramanathan and Ganesh 1995b), computer science applications, the transportation sector (Caliskan 2006; Ferrari 2003) strategic planning (Cengiz Toklu, Erdem, and Taşkin 2016) and in the area of logistics (c.f. Chan et al. 2008; Fung, Popplewell, and Xie 1998; Jain, Wadhwa, and Deshmukh 2006; Lu, Wu, and Kuo 2007; Singh, Khilwani, and Tiwari 2007; Tiwari 2010; Zhang, Shang, and Li 2012).

As another application of AHP, Agarwal and Shankar (2002) use the analytic network process (ANP) approach to prioritise the performance improvement of a supply chain; Sarkis and Talluri (2004) show that AHP can help supply chain directors in selecting the most suitable electronic commerce technology media and software for the supply chain; Chen and Wu (2010) combine AHP, ANP and interpretive structure modelling as a tool to evaluate the automobile-distributor partnership within the automobile industry.

Falsini, Fondi, and Schiraldi (2012) show how AHP combined with DEA and linear programming can effectively support the multi-criteria evaluation of third party logistics service providers. Singh and Singh (2011) develop a three-level AHP-based heuristic approach for solving multi-objective facility layout problem which characterises the manufacturing system. Larrodé et al. (2012) proposed an AHP-based methodological framework to analyse the process of technological differentiation in the automotive industry. Cannavacciuolo et al. (2012) research deals with another aspect related to effective value chain management, that is the assessment of the impact of individual competencies on value creation. Salgado, Salomon, and Mello (2012) demonstrate the applicability of AHP to prioritise activities of the new product development process. Bhagwat and Sharma (2013) develop an AHP-based model and integrate this with pre-emptive goal programming for supply chain performance evaluation. Rezaei and Ortt (2013) analyse the supplier segmentation problem by applying FAHP and prove that this approach can incorporate the uncertainty of human judgement.

Recently, Muerza et al. (2014) propose AHP to deal with a general technological diversification process in the automotive industry. Along a similar line of research, Kengpol and Tuammee (2015) combine AHP with DEA, failure mode and effects analysis, risk contour plot and quantitative risk assessment to assess quantitative risk in multimodal green logistics. Liao and Kao (2014) develop a new method based on the integration of fuzzy extended AHP, QFD and multi-segment programming for designing the logistics system. Adebajo, Laosirihongthong, and Samaranayake (2016)

show the advantages of using FAHP to understand the perceptions of experts about the prioritisation of health care performance measures and their relationship with lean supply chain management. Dey et al. (2016) use AHP to overcome the potential bias when dealing with the heterogeneous degree of expertise in group decision-making. The example of a warehouse location selection in a supply chain is used to demonstrate the usefulness of the proposed method.

Razi and Karatas (2016) use AHP to generate rankings and assign weights to different incident types in the context of an Incident Based-Boat Allocation Model used to decide the location of search and rescue boats. In this case, AHP represents the first stage in a three-stage methodology.

### **5.2 How AHP weaknesses have been addressed over time?**

Since Saaty's (1990b) conceptualisation, the AHP method has attracted attention and also criticism. One of the main criticisms relates to PCMs and their principal right eigenvector ability to generate true rankings (Kazibudzki 2012). This central argument in AHP development, the PCM and its limitations, have been the topic of lively debate and insightful elaboration. Within this line of research, Tomashevskii (2015) points to the problem of rank reversal, that is, the change in the ranking of alternatives when a non-optimal alternative is introduced, and shows that the problem leading to unreliable EM rankings can be overcome by taking account of the numerical values of the EM errors. In Tomashevskii's formulation, the decision support tool consists of pairwise comparisons, EM as a data processor, and the formula obtained for EM errors as an indicator.

Closely linked to the previous issue, is another heavily debated problem: AHP relies on decision-makers' pairwise comparisons, and problems can arise if some of these comparisons are not performed well. For example, the decision-maker's arbitrary judgement can lead to some inconsistency. It is assumed that the reliability of the decision taken depends on the consistency of the decision-maker's pairwise judgement. This has led to work which provides tools to detect the degree of inconsistency of pairwise comparisons.

Brunelli and Fedrizzi (2014, 2015) and Brunelli, Canal, and Fedrizzi (2013) have contributed by identifying the axiomatic properties of inconsistency indices. They demonstrate that previous inconsistency indices ignore their general definition and do not provide accurate inconsistency indices.

The most appropriate prioritisation method is the open problem. Within this line of research, efforts have been dedicated to proposing new solutions to real-world problems. For example, Zhu and Xu (2014) consider a situation where the decision-maker's judgements can be considered hesitant, that is, they cannot be aggregated and revised. To overcome this, they developed a hesitant multiplicative programming method as a new prioritisation method to derive ratio-scale priorities from hesitant judgments. Another advancement was proposed by Grzybowski (2013) and constitutes a new prioritisation method based on the original eigenvalue method, but optimisation-based. The new method provides a tool to deal with nonreciprocal PCMs. This represents an advancement on the traditional AHP since the original formulation excludes application to nonreciprocal PCMs. Another application of AHP, the Bayesian prioritisation procedure, was proposed by Altuzarra, Moreno-Jiménez, and Salvador (2007). This enriches the two conventional procedures used, the aggregation individual judgements and the aggregation of individual priorities. This approach has a number of advantages, as it is flexible, realistic and practical. For example, it does not require intermediate filters for the initial judgements of the actors and allows for the inclusion of the uncertainty associated with the priorities estimation process in the analysis of individual preference structures (c.f. Altuzarra et al. 2013; Moreno-Jiménez et al. 2016; Salvador et al. 2014).

Group decision-making processes pose the problem of reaching consensus. Dong and Cooper's (2016) model overcomes the need for a moderator within a group. Their model provides an automatic feedback mechanism and ensures consistency preservation, democracy within the group and adaptive judgement revision.

Srdjevic et al. (2013) deal with another relevant issue in group decision-making – consensus building to derive the final group decision. They propose a two-dimensional Sammon's mapping and a convergence consensus model. This combination overcomes the problems inherent in the heterogeneous composition of groups.

### **5.3 How integration of AHP with other methods has helped to overcome the shortcoming of individual approaches**

As discussed above, scholars have proposed advancements to the AHP formulation, and the integration of this with other methods to address the weaknesses identified.

Some problematic aspects of AHP have been highlighted, such as the use of an exact value to express the decision-maker's opinion in a comparison of alternatives, while, in reality, the preference model can be uncertain (Wang and Chen 2007). A contribution in this direction is Mikhailov's (2002, 2003) work which uses interval values to express comparisons and develops the fuzzy preference programming method to calculate the weight of every level which can



then be applied to the AHP method to determine the global priorities, by aggregating the local priorities (Emrouznejad and Ho 2017).

Another limitation of the stand-alone AHP is the potential arbitrary judgement of the decision-maker, which can lead to inconsistency. To overcome this, combined AHP and QFD have been proposed (Bhattacharya, Geraghty, and Young 2010; Bhattacharya, Sarkar, and Mukherjee 2005).

Classical AHP was extended by use of the D-AHP to model various types of uncertainty, and represents an extension of the Dempster–Shafer theory (Deng et al. 2014; Fan et al. 2016). The D-AHP allows determination of the weights of the alternatives and has proved effective to address the supplier selection problem, to represent the decision matrix of pairwise comparisons given by experts (Deng et al. 2014) and to deal with problems of grouting efficiency evaluation (Fan et al. 2016).

In some cases, methods such as TOPSIS and mathematical programming, can compensate for the AHP by considering not only qualitative and quantitative factors, but also information about real-world resources limitations.

The integration of DEA with AHP was proposed to generate local weights of alternatives from pairwise comparison judgement matrices. Further advancements in this direction are provided in Wang, Chin, and Poon (2008), which proposes a DEA model with an assurance region for priority derivation in the AHP. The authors demonstrate that this model provides better priority estimates and better decision conclusions than the DEAHP. Kuo, Lee, and Hu (2010) combine FAHP and DEA to develop a new performance evaluation method for improving the supplier selection decision.

The combination of AHP, ANP and the balanced scorecard has been proposed to help group decision-making for helping managers to improving action plans (Poveda-Bautista, Baptista, and García-Melón 2012). Cabral, Grilo, and Cruz-Machado (2012) apply ANP to select the best lean, agile, resilient and green supply chain management practices. The integration of AHP, ANP and the failure, mode, effects and criticality analysis has been presented by Silvestri, De Felice, and Petrillo (2012). This led to the development of the safety improve risk assessment for risk assessment.

Open questions in AHP need further attention. For example, conditions for order preservation (COP) is highlighted by Bana e Costa and Vansnick (2008) and further conceptualised by Kułakowski (2015) who proposed precise criteria for determining when the COP are met. A second and lively debated issue refers to avoiding rank reversal (Dede, Kamalakis, and Sphicopoulos 2015; Wang and Elhag 2006; Wang and Luo 2009); although this is a key issue since AHP was first proposed and has attracted several contributions, further research could shed light on its use in different contexts. Similarly, research on nonreciprocal PCMs and implementation of additional conditions imposed on the priority weights would be helpful.

## 6. Conclusions and direction for future research

This paper reviewed the growing body of work on AHP published between 1979 and 2017. Given the large number of works in the field (8441 published pieces), we opted for quantitative analysis, based on scientometric mapping and SNA. Compared to other reviews of AHP, this study deals with both its theoretical bases and its application methods. It also covers a longer time span than other reviews.

We show that AHP has attracted the attention of scholars in various fields because of its ability to provide support to different decision-makers, in areas ranging from medical issues to computer science and environmental studies.

The identification of areas of research expertise highlights several clusters including theoretical AHP developments, fuzzy approaches to decision-making and specific applications of AHP to support supply chain management activities including selecting the most efficient suppliers, environmental planning and expert systems. We described the evolution of AHP along the three periods selected, both in terms of growing areas of application of AHP method and evolution of the debate on drawbacks of AHP formulation. This reflects the development of the AHP debate and the contributions to AHP from its theoretical foundations to the proposed integration with other multi-criteria methodologies to support traditional and more contemporary decision-making problems.

This study has some limitations. First, the sample was taken from the ISI WoS, which is recognised as the largest citations-based academic database. However, some published works on AHP might not be included in the WoS. Second, we used keywords to retrieve the papers, which might have led to the inclusion of papers not strictly related to the AHP field. Finally, citation practices involve some ‘noise’ problems. Citations to some authors and works could be due to opportunistic behaviour and not just to thematic connections. For these reasons, the results should be interpreted bearing in mind these caveats.

## Acknowledgement

The authors would like to thank the editor of IJPR, Professor Alexandre Dolgui, the associate editor and three anonymous reviewers for their insightful and constructive comments and suggestions, as results the paper has been updated with the latest development.

## Disclosure statement

No potential conflict of interest was reported by the authors.

## Notes

1. In developing the cognitive maps using data retrieved from the ISI Web of Science (WoS) academic database, we followed instructions provided by Loet Loydesdorff on his website, accessible at <http://www.leydesdorff.net/software.htm>. Freeware-based toolkit available here <http://www.leydesdorff.net/overlaytoolkit/>
2. The 19 factors are: mathematical methods; computer science; physics; mechanical engineering; chemistry, environmental science and technology; materials science; geoscience; ecology; agriculture; biomed science; infectious diseases; psychological science; health and social issues; clinical psychology; clinical medicine; social studies; business and management; economics politics and geography.
3. The software is available for free: <http://pajek.imfm.si/doku.php?id=download.http://sci2.cns.iu.edu>, <http://interest.science.thomsonreuters.com/forms/HistCite/>.
4. An edge in a network can be defined as an undirected link between two nodes. Thus, links do not show directionality. Co-author networks are an example of undirected networks where the links are reciprocal. This is due to the ‘mutual consent’ characteristic of this type of network (Jackson 2010).

## ORCID

Ali Emrouznejad  <http://orcid.org/0000-0001-8094-4244>

Marianna Marra  <http://orcid.org/0000-0001-5764-1202>

## References

- Adebanjo, D., T. Laosirihongthong, and P. Samaranayake. 2016. “Prioritizing Lean Supply Chain Management Initiatives in Health-care Service Operations : A Fuzzy AHP Approach.” *Production Planning & Control* 1–14.
- Agarwal, A., and R. Shankar. 2002. “Analyzing Alternatives for Improvement in Supply Chain Performance.” *Work Study* 51: 32–37.
- Altuzarra, A., J. M. Moreno-Jiménez, and M. Salvador. 2007. “A Bayesian Priorization Procedure for AHP-Group Decision Making.” *European Journal of Operational Research* 182: 367–382.
- Altuzarra, A., P. Gargallo, J. Moreno-Jiménez, and M. Salvador. 2013. “Influence, Relevance and Discordance of Criteria in AHP-global Bayesian Prioritization.” *International Journal of Information Technology & Decision Making* 12: 837–861. doi:10.1142/s0219622013500314.
- Anvari, A., N. Zulkifli, S. Sorooshian, and O. Boyerhassani. 2014. “An Integrated Design Methodology Based on the Use of Group AHP-DEA Approach for Measuring Lean Tools Efficiency with Undesirable Output.” *The International Journal of Advanced Manufacturing Technology* 70: 2169–2186.
- Arbel, A., and L. G. Vargas. 1993. “Preference Simulation and Preference Programming: Robustness Issues in Priority Derivation.” *European Journal of Operational Research* 69: 200–209.
- Azadeh, A., T. Nazari, and H. Charkhand. 2015. “Optimisation of Facility Layout Design Problem with Safety and Environmental Factors by Stochastic DEA and Simulation Approach.” *International Journal of Production Research* 53: 3370–3389.
- Bana e Costa, C.A., and J.C. Vansnick. 2008. “A Critical Analysis of the Eigenvalue Method Used to Derive Priorities in AHP.” *European Journal of Operational Research* 187: 1422–1428.
- Benítez, J., X. Delgado-Galván, J. Izquierdo, and R. Pérez-García. 2012. “Improving Consistency in AHP Decision-making Processes.” *Applied Mathematics and Computation* 219: 2432–2441.
- Bhagwat, R., and M. K. Sharma. 2013. “An Application of the Integrated AHP-PGP Model for Performance Measurement of Supply Chain Management.” *Production Planning & Control* 20: 678–690.
- Bhattacharya, A., B. Sarkar, and S. K. Mukherjee. 2005. “Integrating AHP with QFD for Robot Selection under Requirement Perspective.” *International Journal of Production Research* 43: 3671–3685.
- Bhattacharya, A., J. Geraghty, and P. Young. 2010. “Supplier Selection Paradigm: An Integrated Hierarchical QFD Methodology under Multiple-criteria Environment.” *Applied Soft Computing* 10: 1013–1027.
- Bozorgi-Amiri, A., and S. Asvadi. 2015. “A Prioritization Model for Locating Relief Logistic Centers Using Analytic Hierarchy Process with Interval Comparison Matrix.” *Knowledge-Based Systems* 86: 173–181.
- Brunelli, M., and M. Fedrizzi. 2014. “Boundary Properties of the Inconsistency of Pairwise Comparisons in Group Decisions.” *European Journal of Operational Research* 240: 765–773.

- Brunelli, M., and M. Fedrizzi. 2015. "Axiomatic Properties of Inconsistency Indices for Pairwise Comparisons." *Journal of the Operational Research Society* 66: 1–15.
- Brunelli, M., L. Canal, and M. Fedrizzi. 2013. "Inconsistency Indices for Pairwise Comparison Matrices: A Numerical Study." *Annals of Operations Research* 211: 493–509.
- Büyükoğuzkan, G., O. Feyzioğlu, and E. Nebol. 2008. "Selection of the Strategic Alliance Partner in Logistics Value Chain." *International Journal of Production Economics* 113: 148–158.
- Cabral, I., A. Grilo, and V. Cruz-Machado. 2012. "A Decision-making Model for Lean, Agile, Resilient and Green Supply Chain Management." *International Journal of Production Research* 50: 4830–4845.
- Caliskan, N. 2006. "A Decision Support Approach for the Evaluation of Transport Investment Alternatives." *European Journal of Operational Research* 175: 1696–1704.
- Cannavacciuolo, L., L. Iandoli, C. Ponsiglione, and G. Zollo. 2012. "An Analytical Framework Based on AHP and Activity-based Costing to Assess the Value of Competencies in Production Processes." *International Journal of Production Research* 50: 4877–4888.
- Carter, K. J., N. P. Ritchey, F. Castro, L. P. Caccamo, E. Kessler, and B. A. Erickson. 1999. "Analysis of Three Decision-making Methods: A Breast Cancer Patient as a Model." *Medical Decision Making* 19: 49–57.
- Castro, F., L. P. Caccamo, K. J. Carter, B. A. Erickson, W. Johnson, E. Kessler, N. P. Ritchey, and C. A. Ruiz. 1996. "Sequential Test Selection in the Analysis of Abdominal Pain." *Medical Decision Making* 16: 178–183.
- Cebi, S., and C. Kahraman. 2010. "Developing a Group Decision Support System Based on Fuzzy Information Axiom." *Knowledge-Based Systems* 23: 3–16.
- Cengiz Toklu, M., M. B. Erdem, and H. Taşkin. 2016. "Developing a Group Decision Support System Based on Fuzzy Information Axiom." *Computers & Industrial Engineering* 102: 512–519.
- Chai, J., J. N. K. Liu, and E. W. T. Ngai. 2013. "Application of Decision-making Techniques in Supplier Selection: A Systematic Review of Literature." *Expert Systems with Applications* 40: 3872–3885.
- Chan, F. T. S., and N. Kumar. 2007. "Global Supplier Development Considering Risk Factors Using Fuzzy Extended AHP-based Approach." *Omega* 35: 417–431.
- Chan, F. T. S., N. Kumar, M. K. Tiwari, H. C. W. Lau, and K. L. Choy. 2008. "Global Supplier Selection: A Fuzzy-AHP Approach." *International Journal of Production Research* 46: 3825–3857.
- Chatzimouratidis, A. I., and P. A. Pilavachi. 2008a. "Sensitivity Analysis of the Evaluation of Power Plants Impact on the Living Standard Using the Analytic Hierarchy Process." *Energy Conversion and Management* 49: 3599–3611.
- Chatzimouratidis, A. I., and P. A. Pilavachi. 2008b. "Multicriteria Evaluation of Power Plants Impact on the Living Standard Using the Analytic Hierarchy Process." *Energy Policy* 36: 1074–1089.
- Chatzimouratidis, A. I., and P. A. Pilavachi. 2009a. "Sensitivity Analysis of Technological, Economic and Sustainability Evaluation of Power Plants Using the Analytic Hierarchy Process." *Energy Policy* 37: 788–798.
- Chatzimouratidis, A. I., and P. A. Pilavachi. 2009b. "Technological, Economic and Sustainability Evaluation of Power Plants Using the Analytic Hierarchy Process." *Energy Policy* 37: 778–787.
- Che, Z. H. 2010. "Using Fuzzy Analytic Hierarchy Process and Particle Swarm Optimisation for Balanced and Defective Supply Chain Problems Considering WEEE/RoHS Directives." *International Journal of Production Research* 48: 3355–3381.
- Che, Z. H., H. S. Wang, and C.-L. Chuang. 2010. "A Fuzzy AHP and DEA Approach for Making Bank Loan Decisions for Small and Medium Enterprises in Taiwan." *Expert Systems with Applications* 37: 7189–7199.
- Cheever, M. A., J. P. Allison, A. S. Ferris, O. J. Finn, B. M. Hastings, T. T. Hecht, I. Mellman, et al. 2009. "The Prioritization of Cancer Antigens: A National Cancer Institute Pilot Project for the Acceleration of Translational Research." *Clinical Cancer Research* 15: 5323–5337. doi:10.1158/1078-0432.CCR-09-0737.
- Chen, S. P., and W. Y. Wu. 2010. "A Systematic Procedure to Evaluate an Automobile Manufacturer-distributor Partnership." *European Journal of Operational Research* 205: 687–698.
- Crawford, G., and C. Williams. 1985. "A Note on the Analysis of Subjective Judgment Matrices." *Journal of Mathematical Psychology* 29: 387–405.
- Dede, G., T. Kamalakis, and T. Spicopoulos. 2015. "Convergence Properties and Practical Estimation of the Probability of Rank Reversal in Pairwise Comparisons for Multi-criteria Decision Making Problems." *European Journal of Operational Research* 241: 458–468.
- Dede, G., T. Kamalakis, and T. Spicopoulos. 2016. "Theoretical Estimation of the Probability of Weight Rank Reversal in Pairwise Comparisons." *European Journal of Operational Research* 252: 587–600.
- Deng, X., Y. Hu, Y. Deng, and S. Mahadevan. 2014. "Supplier Selection Using AHP Methodology Extended by D Numbers." *Expert Systems with Applications* 41: 156–167.
- Dey, B., B. Bairagi, B. Sarkar, and S. K. Sanyal. 2016. "Group heterogeneity in multi member decision making model with an application to warehouse location selection in a supply chain." *Computers & Industrial Engineering* 105: 101–122.
- Dong, Q., and O. Cooper. 2016. "A Peer-to-peer Dynamic Adaptive Consensus Reaching Model for the Group AHP Decision Making." *European Journal of Operational Research* 250: 521–530.
- Dong, M., S. Li, and H. Zhang. 2015. "Approaches to Group Decision Making with Incomplete Information Based on Power Geometric Operators and Triangular Fuzzy AHP." *Expert Systems with Applications* 42: 7846–7857.

- Dyer, J. S. 1990a. "Remarks on the Analytic Hierarchy Process." *Management Science* 36: 249.
- Dyer, J. S. 1990b. "A Clarification of 'Remarks on the Analytic Hierarchy Process'." *Management Science* 36: 274–275.
- Emrouznejad, A., and W. Ho. 2017. *Fuzzy Analytic Hierarchy Process*. CRC Press. ISBN 9781498732468.
- Emrouznejad, A., and M. Marra. 2014. "Ordered Weighted Averaging Operators 1988-2014: A Citation-based Literature Survey." *International Journal of Intelligent Systems* 29: 994–1014.
- Eraslan, E., and K. Atalay. 2014. "A Comparative Holistic Fuzzy Approach for Evaluation of the Chain Performance of Suppliers." *Journal of Applied Mathematics* 2014: 1–9.
- Ertay, T., D. Ruan, and U. Tuzkaya. 2006. "Integrating Data Envelopment Analysis and Analytic Hierarchy for the Facility Layout Design in Manufacturing Systems." *Information Sciences* 176: 237–262.
- Ertuğrul, İ., and N. Karakaşoğlu. 2007. "Comparison of Fuzzy AHP and Fuzzy TOPSIS Methods for Facility Location Selection." *International Journal of Advanced Manufacturing Technology* 39: 783–795.
- Escobar, M. T., J. Aguarón, and J. M. Moreno-Jiménez. 2015. "Some Extensions of the Precise Consistency Consensus Matrix." *Decision Support Systems* 74: 67–77.
- Falsini, D., F. Fondi, and M. M. Schiraldi. 2012. "A Logistics Provider Evaluation and Selection Methodology Based on AHP, DEA and Linear Programming Integration." *International Journal of Production Research* 50: 4822–4829.
- Fan, G., D. Zhong, F. Yan, and P. Yue. 2016. "A Hybrid Fuzzy Evaluation Method for Curtain Grouting Efficiency Assessment Based on an AHP Method Extended by D Numbers." *Expert Systems with Applications* 44: 289–303.
- Fedrizzi, M., and S. Giove. 2007. "Incomplete Pairwise Comparison and Consistency Optimization." *European Journal of Operational Research* 183: 303–313.
- Ferrari, P. 2003. "A Method for Choosing from among Alternative Transportation Projects." *European Journal of Operational Research* 150: 194–203.
- Forman, E., and K. Peniwati. 1998. "Aggregating Individual Judgments and Priorities with the Analytic Hierarchy Process." *European Journal of Operational Research* 108: 165–169.
- Fung, R. Y. K., K. Popplewell, and J. Xie. 1998. "An Intelligent Hybrid System for Customer Requirements Analysis and Product Attribute Targets Determination." *International Journal of Production Research* 36: 13–34.
- Gajpal, P. P., L. S. Ganesh, and C. Rajendran. 1994. "Criticality Analysis of Spare Parts Using the Analytic Hierarchy Process." *International Journal of Production Economics* 35: 293–297.
- Ghodsypour, S. H., and C. O'Brien. 1998. "A Decision Support System for Supplier Selection Using an Integrated Analytic Hierarchy Process and Linear Programming." *International Journal of Production Economics* 56–57: 199–212.
- Grošelj, P., L. Zadnik Stirn, N. Ayrlimis, and M. K. Kuzman. 2015. "Comparison of Some Aggregation Techniques Using Group Analytic Hierarchy Process." *Expert Systems with Applications* 42: 2198–2204.
- Grzybowski, A. Z. 2013. "New Optimization Based Method for Estimating Priority Weights." *Journal of Applied Mathematics and Computational Mechanics* 12: 33–44.
- Grzybowski, A. Z. 2016. "New Results on Inconsistency Indices and Their Relationship with the Quality of Priority Vector Estimation." *Expert Systems with Applications* 43: 197–212.
- Handfield, R., S. V. Walton, R. Sroufe, and S. A. Melnyk. 2002. "Applying Environmental Criteria to Supplier Assessment: A Study in the Application of the Analytical Hierarchy Process." *European Journal of Operational Research* 141: 70–87.
- Hanratty, P. J., and B. Joseph. 1992. "Decision-making in Chemical Engineering and Expert Systems: Application of the Analytic Hierarchy Process to Reactor Selection." *Computers & Chemical Engineering* 16: 849–860.
- Hanratty, P. J., B. Joseph, and M. P. Dudukovic. 1992. "Knowledge Representation and Reasoning in the Presence of Uncertainty in an Expert System for Laboratory Reactor Selection." *Industrial and Engineering Chemistry Research* 31: 228–238.
- Harker, P. T. 1987. "Alternative Modes of Questioning in the Analytic Hierarchy Process." *Mathematical Modelling* 9: 353–360.
- Harker, P. T., and Vargas, L. G. 1987. "The Theory of Ratio Scale Estimation: Saaty's Analytic Hierarchy Process." *Management Science* 33: 1383–1403.
- Harker, P. T., and Vargas, L. G. 1990. "Reply to 'Remarks on the Analytic Hierarchy Process' by J. S. Dyer." *Management Science* 36: 269–273.
- Ho, W. 2008. "Integrated Analytic Hierarchy Process and Its Applications – A Literature Review." *European Journal of Operational Research* 186: 211–228.
- Ic, Y. T., M. Yurdakul, and E. Eraslan. 2012. "Development of a Component-based Machining Centre Selection Model Using AHP." *International Journal of Production Research* 50: 6489–6498.
- Ishizaka, A., and A. Labib. 2011. "Review of the Main Developments in the Analytic Hierarchy Process." *Expert Systems with Applications* 38: 14336–14345.
- Ishizaka, A., C. Pearman, and P. Nemery. 2012. "AHPSort: An AHP-based Method for Sorting Problems." *International Journal of Production Research* 50: 4767–4784.
- Jackson, M. 2010. *Social and Economic Networks*. Princeton, NJ: Princeton University Press.
- Jain, V., S. Wadhwa, and S. G. Deshmukh. 2006. "Supplier Selection Using Fuzzy Association Rules Mining Approach." *International Journal of Production Research* 45: 1323–1353.
- Javalgi, R. G., R. L. Armacost, and J. C. Hosseini. 1989. "Using the Analytic Hierarchy Process for Bank Management: Analysis of Consumer Bank Selection Decisions." *Journal of Business Research* 19: 33–49.

- Johnson, R. A., V. Srinivasan, and P. J. Bolster. 1990. "Sovereign Debt Ratings: A Judgmental Model Based on the Analytic Hierarchy Process." *Journal of International Business Studies* 21: 95.
- Kahraman, C., and S. Çebi. 2009. "A New Multi-attribute Decision Making Method: Hierarchical Fuzzy Axiomatic Design." *Expert Systems with Applications* 36: 4848–4861.
- Kahraman, C., and I. Kaya. 2010. "A Fuzzy Multicriteria Methodology for Selection Among Energy Alternatives." *Expert Systems with Applications* 37: 6270–6281.
- Kangas, J., and J. Kuusipalo. 1993. "Integrating Biodiversity into Forest Management Planning and Decision-making." *Forest Ecology and Management* 61: 1–15.
- Kaya, İ., and C. Kahraman. 2014. "A Comparison of Fuzzy Multicriteria Decision Making Methods for Intelligent Building Assessment." *Journal of Civil Engineering and Management* 20: 59–69.
- Kazibudzki, P. T. 2012. "Note on Some Revelations in Prioritization, Theory of Choice and Decision Making Support Methodology." *African Journal of Business Management* 6: 11762–11770.
- Kazibudzki, P. T. 2016. "An Examination of Performance Relations among Selected Consistency Measures for Simulated Pairwise Judgments." *Annals of Operations Research* 244: 525–544.
- Kazibudzki, P. T., and A. Z. Grzybowski. 2013. "On Some Advancements within Certain Multicriteria Decision Making Support Methodology." *American Journal of Industrial and Business Management* 2: 143–154.
- Kengpol, A., and S. Tuammee. 2015. "The Development of a Decision Support Framework for a Quantitative Risk Assessment in Multimodal Green Logistics: An Empirical Study." *International Journal of Production Research* 7543: 1–19.
- Knorr-Cetina, K. 1999. *Epistemic Cultures: How the Sciences Make Knowledge* Cambridge MA: Harvard University Press.
- Korpela, J., and A. Lehmusvaara. 1999. "A Customer Oriented Approach to Warehouse Network Evaluation and Design." *International Journal of Production Economics* 59: 135–146.
- Korpela, J., and M. Tuominen. 1996a. "Benchmarking Logistics Performance with an Application of the Analytic Hierarchy Process." *IEEE Transactions on Engineering Management* 43: 323–333.
- Korpela, J., and M. Tuominen. 1996b. "Inventory Forecasting with a Multiple Criteria Decision Tool." *International Journal of Production Economics* 45: 159–168.
- Korpela, J., and M. Tuominen. 1996c. "A Decision Aid in Warehouse Site Selection." *International Journal of Production Economics* 45: 169–180.
- Korpela, J., and M. Tuominen. 1997. "Group Decision Support for Analysing Logistics Development Projects." In *Proceedings of the Thirtieth Hawaii International Conference on System Sciences*, 493–502. Los Alamitos, CA: IEEE Computer Society Press
- Korpela, J., A. Lehmusvaara, and M. Tuominen. 2001. "Customer Service Based Design of the Supply Chain." *International Journal of Production Economics* 69: 193–204.
- Kou, G., D. Ergu, and J. Shang. 2014. "Enhancing Data Consistency in Decision Matrix: Adapting Hadamard Model to Mitigate Judgment Contradiction." *European Journal of Operational Research* 236: 261–271.
- Kuei, C., C. N. Madu, and C. Lin. 2011. "Developing Global Supply Chain Quality Management Systems." *International Journal of Production Research* 49: 4457–4481.
- Kulakowski, K. 2015. "Notes on Order Preservation and Consistency in AHP." *European Journal of Operational Research* 245: 333–337.
- Kumar, P., and R. K. Singh. 2012. "A Fuzzy AHP and TOPSIS Methodology to Evaluate 3PL in a Supply Chain." *Journal of Modeling in Management* 7: 287–303.
- Kuo, R. J., L. Y. Lee, and T. Hu. 2010. "Developing a Supplier Selection System through Integrating Fuzzy AHP and Fuzzy DEA: A Case Study on an Auto Lighting System Company in Taiwan." *Production Planning & Control* 21: 468–484.
- Kurttila, M., M. Pesonen, J. Kangas, and M. Kajanus. 2000. "Utilizing the Analytic Hierarchy Process (AHP) in SWOT Analysis – A Hybrid Method and Its Application to a Forest-certification Case." *Forest Policy and Economics* 1: 41–52.
- Labib, A. W. 2011. "A Supplier Selection Model: A Comparison of Fuzzy Logic and the Analytic Hierarchy Process." *International Journal of Production Research* 49: 6287–6299.
- Lampe, H. W., and D. Hilgers. 2014. "Trajectories of Efficiency Measurement: A Bibliometric Analysis of DEA and SFA." *European Journal of Operational Research* 240: 1–21.
- Larrode, E., J. M. Moreno-Jiménez, M. V. Muerza, E. Larrodé, J. M. Moreno-jiménez, M. V. Muerza, and E. Larrodé. 2012. "An AHP-multicriteria Suitability Evaluation of Technological Diversification in the Automotive Industry." *International Journal of Production Research* 50: 4889–4907.
- Lee, J.-D., C. Baek, H.-S. Kim, and J.-S. Lee. 2014. "Development Pattern of the DEA Research Field: A Social Network Analysis Approach." *Journal of Productivity Analysis* 41: 175–186.
- Levary, R. R. 2008. "Using the Analytic Hierarchy Process to Rank Foreign Suppliers Based on Supply Risks." *Computers & Industrial Engineering* 55: 535–542.
- Leydesdorff, L., S. Carley, and I. Rafols. 2013. "Global Maps of Science Based on the New Web-of-science Categories." *Scientometrics* 94: 589–593.
- Li, L., F. Liu, and C. Li. 2014. "Customer Satisfaction Evaluation Method for Customized Product Development Using Entropy Weight and Analytic Hierarchy Process." *Computers & Industrial Engineering* 77: 80–87.

- Li, K. W., Z. J. Wang, and X. Tong. 2016. "Acceptability Analysis and Priority Weight Elicitation for Interval Multiplicative Comparison Matrices." *European Journal of Operational Research* 250: 628–638.
- Liao, C.-N., and H.-P. Kao. 2010. "Supplier Selection Model Using Taguchi Loss Function, Analytical Hierarchy Process and Multi-choice Goal Programming." *Computers & Industrial Engineering* 58: 571–577. doi:10.1016/j.cie.2009.12.004.
- Liao, C., and H. Kao. 2014. "An Evaluation Approach to Logistics Service Using Fuzzy Theory, Quality Function Development and Goal Programming." *Computers & Industrial Engineering* 68: 54–64.
- Liberatore, M. J. 1987. "An Extension of the Analytic Hierarchy Process for Industrial R&D Project Selection and Resource Allocation." *IEEE Transactions on Engineering Management* EM-34: 12–18.
- Liberatore, M. J., and R. L. Nydick. 1997. "Group Decision Making in Higher Education Using the Analytic Hierarchy Process." *Research in Higher Education* 38: 593–614.
- Liberatore, M. J., and R. L. Nydick. 1999. "The Teachers' Forum: Breaking the Mold – A New Approach to Teaching the First MBA Course in Management Science." *Interfaces* 29: 99–116.
- Liberatore, M. J., and A. C. Stylianou. 1993. "The Development Manager's Advisory System: A Knowledge-based DSS Tool for Project Assessment." *Decision Sciences* 24: 953–976.
- Liberatore, M. J., and A. C. Stylianou. 1994. "Using Knowledge-based Systems for Strategic Market Assessment." *Information & Management* 27: 221–232.
- Liberatore, M. J., and A. C. Stylianou. 1995. "Toward a Framework for Developing Knowledge-based Decision Support Systems for Customer Satisfaction Assessment: An Application in New Product Development." *Expert Systems with Applications* 8: 213–228.
- Liberatore, M. J., R. L. Nydick, and P. M. Sanchez. 1992. "The Evaluation of Research Papers (or How to Get an Academic Committee to Agree on Something)." *Interfaces* 22: 92–100.
- Liberatore, M. J., R. E. Myers, R. L. Nydick, M. Steinberg, E. R. Brown, R. Gay, T. Powell, and R. L. Powell. 2003. "Decision Counseling for Men Considering Prostate Cancer Screening." *Computers & Operations Research* 30: 1421–1434.
- Lin, M.-I., Y.-D. Lee, and T.-N. Ho. 2011. "Applying Integrated DEA/AHP to Evaluate the Economic Performance of Local Governments in China." *European Journal of Operational Research* 209: 129–140.
- Liu, J., L. Y. Y. Lu, W.-M. Lu, and B. J. Y. Lin. 2013. "Data Envelopment Analysis 1978–2010: A Citation-based Literature Survey." *Omega* 41: 3–15.
- Lolli, F., A. Ishizaka, and R. Gamberini. 2014. "New AHP-based Approaches for Multi-criteria Inventory Classification." *International Journal of Production Economics* 156: 62–74.
- Lozano, S., and G. Villa. 2009. "Multiobjective Target Setting in Data Envelopment Analysis Using AHP." *Computers & Operations Research* 36: 549–564.
- Lu, L. Y. Y., C. H. Wu, and T.-C. Kuo. 2007. "Environmental Principles Applicable to Green Supplier Evaluation by Using Multi-objective Decision Analysis." *International Journal of Production Research* 45: 4317–4331.
- Medjoudj, R., A. Laifa, and D. Aissani. 2015. "Decision Making on Power Customer Satisfaction and Enterprise Profitability Analysis Using the Analytic Hierarchy Process." *International Journal of Production Research* 70: 4793–4805.
- Mikhailov, L. 2002. "Fuzzy Analytical Approach to Partnership Selection in Formation of Virtual Enterprises." *Omega* 30: 393–401.
- Mikhailov, L. 2003. "Deriving Priorities from Fuzzy Pairwise Comparison Judgements." *Fuzzy Sets and Systems* 134: 365–385.
- Millet, I., and P. T. Harker. 1990. "Globally Effective Questioning in the Analytic Hierarchy Process." *European Journal of Operational Research* 48: 88–97.
- Moreno-Jiménez, J. M., M. Salvador, P. Gargallo, and A. Altuzarra. 2016. "Systemic Decision Making in AHP: A Bayesian Approach." *Annals of Operations Research* 245: 261–284.
- Muerza, V., D. de Arcocha, E. Larrodé, and J. M. Moreno-Jiménez. 2014. "The Multicriteria Selection of Products in Technological Diversification Strategies: An Application to the Spanish Automotive Industry Based on AHP." *Production Planning & Control* 25: 715–728.
- Murata, K., and H. Katayama. 2013. "A Study of the Performance Evaluation of the Visual Management Case-base: Development of an Integrated Model by Quantification Theory Category III and AHP." *International Journal of Production Research* 51: 380–394.
- Nagahanumaiyah, Ravi, B., and N. P. Mukherjee. 2007. "Rapid Tooling Manufacturability Evaluation Using Fuzzy-AHP Methodology." *International Journal of Production Research* 45: 1161–1181.
- Papalexandrou, M. A., P. A. Pilavachi, and A. I. Chatzimouratidis. 2008. "Evaluation of Liquid Bio-fuels Using the Analytic Hierarchy Process." *Process Safety and Environmental Protection* 86: 360–374.
- Poveda-Bautista, R., D. C. Baptista, and M. García-Melón. 2012. "Setting Competitiveness Indicators Using BSC and ANP." *International Journal of Production Research* 50: 4738–4752. doi:10.1080/00207543.2012.657964.
- Rafols, I., A. L. Porter, and L. Leydesdorff. 2010. "Science Overlay Maps: A New Tool for Research Policy and Library Management." *Journal of the American Society for Information Science and Technology* 61: 1871–1887.
- Ramanathan, R. 1998. "A Multicriteria Methodology for Global Negotiations on Climate Change." *IEEE Transactions on Systems, Man and Cybernetics, Part C (Applications and Reviews)* 28: 541–548.
- Ramanathan, R. 2001. "A Note on the Use of the Analytic Hierarchy Process for Environmental Impact Assessment." *Journal of Environmental Management* 63: 27–35.

- Ramanathan, R. 2006. "Data Envelopment Analysis for Weight Derivation and Aggregation in the Analytic Hierarchy Process." *Computers & Operations Research* 33: 1289–1307.
- Ramanathan, R., and L. S. Ganesh. 1994a. "A Multi-objective Evaluation of Decentralized Electricity Generation Options Available to Urban Households." *Energy Conversion and Management* 35: 661–670.
- Ramanathan, R., and L. S. Ganesh. 1994b. "Group Preference Aggregation Methods Employed in AHP: An Evaluation and an Intrinsic Process for Deriving Members' Weightages." *European Journal of Operational Research* 79: 249–265.
- Ramanathan, R., and L. S. Ganesh. 1995a. "Energy Resource Allocation Incorporating Qualitative and Quantitative Criteria: An Integrated Model Using Goal Programming and AHP." *Socio-Economic Planning Sciences* 29: 197–218.
- Ramanathan, R., and L. S. Ganesh. 1995b. "Using AHP for Resource Allocation Problems." *European Journal of Operational Research* 80: 410–417.
- Ramanathan, R., and U. Ramanathan. 2010. "A Qualitative Perspective to Deriving Weights from Pairwise Comparison Matrices." *Omega* 38: 228–232.
- Razi, N., and M. Karatas. 2016. "A Multi-objective Model for Locating Search and Rescue Boats." *European Journal of Operational Research* 254: 279–293.
- Rezaei, J., and R. Ortt. 2013. "Multi-criteria Supplier Segmentation Using a Fuzzy Preference Relations Based AHP." *European Journal of Operational Research* 225: 75–84.
- Rotolo, D., I. Rafols, M. Hopkins, and L. Leydesdorff. 2013. "Scientometric Intelligence on Emerging Technologies: Scientometrics Overlay Mapping." *Journal of the Association for Information Science and Technology* 68: 214–233.
- Saaty, T. L. 1986. "Axiomatic Foundation of the Analytic Hierarchy Process." *Management Science* 32: 841–855.
- Saaty, T. L. 1990a. "An Exposition of the AHP in Reply to the Paper 'Remarks on the Analytic Hierarchy Process'." *Management Science* 36: 259–268.
- Saaty, T. L. 1990b. "How to Make a Decision: The Analytic Hierarchy Process." *European Journal of Operational Research* 48: 9–26.
- Saaty, T. 1994. "How to Make a Decision: The Analytic Hierarchy Process." *Interfaces* 24: 19–43.
- Saaty, T. L. 2013. "On the Measurement of Intangibles. a Principal Eigenvector Approach to Relative Measurement Derived from Paired Comparisons." *Notices of the American Mathematical Society* 60: 192.
- Saaty, T. L., and V. Ramanujam. 1983. "An Objective Approach to Faculty Promotion and Tenure by the Analytic Hierarchy Process." *Research in Higher Education* 18: 311–331.
- Saaty, T. L., and L. G. Vargas. 1987. "Uncertainty and Rank Order in the Analytic Hierarchy Process." *European Journal of Operational Research* 32: 107–117.
- Saaty, T. L., and L. G. Vargas. 1998. "Diagnosis with Dependent Symptoms: Bayes Theorem and the Analytic Hierarchy Process." *Operations Research* 46: 491–502.
- Salgado, E. G., V. A. P. Salomon, and C. H. P. Mello. 2012. "Analytic Hierarchy Prioritisation of New Product Development Activities for Electronics Manufacturing." *International Journal of Production Research* 50: 4860–4866.
- Salvador, M., A. Altuzarra, P. Gargallo, and J. M. Moreno-Jiménez. 2014. "A Bayesian Approach to Maximising Inner Compatibility in AHP-systemic Decision Making." *Group Decision and Negotiation* 24: 655–673.
- Sarfaraz, A., K. Jenab, and A. C. D'Souza. 2012. "Evaluating ERP Implementation Choices on the Basis of Customisation Using Fuzzy AHP." *International Journal of Production Research* 50: 7057–7067.
- Sarkis, J., and S. Talluri. 2004. "Evaluating and Selecting E-commerce Software and Communication Systems for a Supply Chain." *European Journal of Operational Research* 159: 318–329.
- Şen, S., H. Başlıgil, C. G. Şen, and H. Baraçlı. 2008. "A Framework for Defining Both Qualitative and Quantitative Supplier Selection Criteria Considering the Buyer – Supplier Integration Strategies." *International Journal of Production Research* 46: 1825–1845.
- Sevklı, M., S. C. Lenny Koh, S. Zaim, M. Demirbag, and E. Tatoglu. 2007. "An Application of Data Envelopment Analytic Hierarchy Process for Supplier Selection: A Case Study of BEKO in Turkey." *International Journal of Production Research* 45: 1973–2003.
- Silvestri, A., F. De Felice, and A. Petrillo. 2012. "Multi-criteria Risk Analysis to Improve Safety in Manufacturing Systems." *International Journal of Production Research* 50: 4806–4821.
- Singh, S. P., and V. K. Singh. 2011. "Three-level AHP-based Heuristic Approach for a Multi-objective Facility Layout Problem." *International Journal of Production Research* 49: 1105–1125.
- Singh, R. K., N. Khilwani, and M. K. Tiwari. 2007. "Justification for the Selection of a Reconfigurable Manufacturing System: A Fuzzy Analytical Hierarchy Based Approach." *International Journal of Production Research* 45: 3165–3190.
- Sipahi, S., and M. Timor. 2010. "The Analytic Hierarchy Process and Analytic Network Process: An Overview of Applications." *Management Decision* 48: 775–808.
- Siraj, S., L. Mikhailov, and J. A. Keane. 2012a. "A Heuristic Method to Rectify Intransitive Judgments in Pairwise Comparison Matrices." *European Journal of Operational Research* 216: 420–428.
- Siraj, S., L. Mikhailov, and J. A. Keane. 2012b. "Preference Elicitation from Inconsistent Judgments Using Multi-objective Optimization." *European Journal of Operational Research* 220: 461–471.

- Siraj, S., L. Mikhailov, and J. A. Keane. 2015. "Contribution of Individual Judgments toward Inconsistency in Pairwise Comparisons." *European Journal of Operational Research* 242: 557–567.
- Srdjevic, B., Z. Srdjevic, B. Blagojevic, and K. Suvocarev. 2013. "A Two-phase Algorithm for Consensus Building in AHP-group Decision Making." *Applied Mathematical Modelling* 37: 6670–6682.
- Srinivasan, V., and P. J. Bolster. 1990. "An Industrial Bond Rating Model Based on the Analytic Hierarchy Process." *European Journal of Operational Research* 48: 105–119.
- Sueyoshi, T., J. Shang, and W.-C. Chiang. 2009. "A Decision Support Framework for Internal Audit Prioritization in a Rental Car Company: A Combined Use between DEA and AHP." *European Journal of Operational Research* 199: 219–231. doi:10.1016/j.ejor.2008.11.010.
- Tavana, M., M. Zareinejad, D. Di Caprio, and M. A. Kaviani. 2016. "An Integrated Intuitionistic Fuzzy AHP and SWOT Method for Outsourcing Reverse Logistics." *Applied Soft Computing* 40: 544–557.
- Tiwari, M. 2010. "A Decision Support System for the Selection of a Casting Process Using Analytic Hierarchy Process." *Production Planning & Control* 12: 37–41.
- Tomashevskii, I. L. 2015. "Eigenvector Ranking Method as a Measuring Tool: Formulas for Errors." *European Journal of Operational Research* 240: 774–780.
- Tsai, W.-H., and S.-J. Hung. 2009. "A Fuzzy Goal Programming Approach for Green Supply Chain Optimisation under Activity-based Costing and Performance Evaluation with a Value-chain Structure." *International Journal of Production Research* 47: 4991–5017.
- Tsyganok, V. V., S. V. Kadenko, and O. V. Andriichuk. 2012. "Significance of Expert Competence Consideration in Group Decision Making Using AHP." *International Journal of Production Research* 50: 4785–4792.
- Vahdani, B., and M. Zandieh. 2010. "Selecting Suppliers Using a New Fuzzy Multiple Criteria Decision Model: The Fuzzy Balancing and Ranking Method." *International Journal of Production Research* 48: 5307–5326.
- Waltman, L., and N. J. van Eck. 2012. "A New Methodology for Constructing a Publication-level Classification System of Science." *Journal of the American Society for Information Science and Technology* 63: 2378–2392.
- Wang, T. C., and Y. H. Chen. 2007. "Applying Consistent Fuzzy Preference Relations to Partnership Selection." *Omega* 35: 384–388. doi:10.1016/j.omega.2005.07.007.
- Wang, Y.-M., and K.-S. Chin. 2009. "A New Data Envelopment Analysis Method for Priority Determination and Group Decision Making in the Analytic Hierarchy Process." *European Journal of Operational Research* 195: 239–250.
- Wang, Y. M., and T. M. S. Elhag. 2006. "An Approach to Avoiding Rank Reversal in AHP." *Decision Support Systems* 42: 1474–1480.
- Wang, Y.-M., and Y. Luo. 2009. "On Rank Reversal in Decision Analysis." *Mathematical and Computer Modelling* 49: 1221–1229.
- Wang, Y. M., K. S. Chin, and G. K. K. Poon. 2008. "A Data Envelopment Analysis Method with Assurance Region for Weight Generation in the Analytic Hierarchy Process." *Decision Support Systems* 45: 913–921.
- Wang, Y.-M., K.-S. Chin, and J. P.-F. Leung. 2009. "A Note on the Application of the Data Envelopment Analytic Hierarchy Process for Supplier Selection." *International Journal of Production Research* 47: 3121–3138.
- Wang, E. J., Y. C. Chen, W. S. Wang, and T. S. Su. 2010. "Analysis of Outsourcing Cost-effectiveness Using a Linear Programming Model with Fuzzy Multiple Goals." *International Journal of Production Research* 48: 501–523.
- Wind, Y., and T. Saaty. 1980. "Marketing Applications of the Analytic Hierarchy Process." *Management Science* 26: 641–658.
- Wu, C.-R., C.-T. Lin, and H.-C. Chen. 2007. "Optimal Selection of Location for Taiwanese Hospitals to Ensure a Competitive Advantage by Using the Analytic Hierarchy Process and Sensitivity Analysis." *Building and Environment* 42: 1431–1444.
- Wu, C.-R., C.-T. Lin, and P.-H. Tsai. 2011. "Financial Service Sector Performance Measurement Model: AHP Sensitivity Analysis and Balanced Scorecard Approach." *The Service Industries Journal* 31: 695–711.
- Yang, T., and C. Kuo. 2003. "A Hierarchical AHP/DEA Methodology for the Facilities Layout Design Problem." *European Journal of Operational Research* 147: 128–136.
- Yousefi, A., and A. Hadi-Vencheh. 2010. "An Integrated Group Decision Making Model and Its Evaluation by DEA for Automobile Industry." *Expert Systems with Applications* 37: 8543–8556.
- Yurdakul, M., and Y.T. İÇ. 2007. "Development of a Performance Measurement Model for Manufacturing Companies Using the AHP and TOPSIS Approaches." *International Journal of Production Research* 43: 4609–4641.
- Zavadskas, E. K., Z. Turskis, and J. Tamosaitiene. 2011. "Selection of Construction Enterprises Management Strategy Based on the SWOT and Multi-criteria Analysis." *Archives of Civil and Mechanical Engineering* 11: 1063–1082.
- Zeydan, M., C. Çolpan, and C. Çobanoğlu. 2011. "A Combined Methodology for Supplier Selection and Performance Evaluation." *Expert Systems with Applications* 38: 2741–2751.
- Zhang, H., X. Li, and W. Liu. 2006. "An AHP/DEA Methodology for 3PL Vendor Selection in 4PLA. Lect. Notes Comput. Sci." *Lecture Notes in Computer Science* 3865: 646–655.
- Zhang, G., J. Shang, and W. Li. 2012. "An Information Granulation Entropy-based Model for Third-party Logistics Providers Evaluation." *International Journal of Production Research* 50: 177–190.
- Zhu, B., and Z. Xu. 2014. "Analytic Hierarchy Process-hesitant Group Decision Making." *European Journal of Operational Research* 239: 794–801.