



Tillering and Yield of Rice Cultivars under a Water Storage-Type Deep-Irrigation Regime

Toshiaki Ishibashi, Satoshi Nakamura, Mitsuo Saito & Yusuke Goto

To cite this article: Toshiaki Ishibashi, Satoshi Nakamura, Mitsuo Saito & Yusuke Goto (2009) Tillering and Yield of Rice Cultivars under a Water Storage-Type Deep-Irrigation Regime, Plant Production Science, 12:2, 237-242, DOI: [10.1626/pps.12.237](https://doi.org/10.1626/pps.12.237)

To link to this article: <https://doi.org/10.1626/pps.12.237>



© 2009 Crop Science Society of Japan



Published online: 03 Dec 2015.



Submit your article to this journal [↗](#)



Article views: 420



View related articles [↗](#)

Tillering and Yield of Rice Cultivars under a Water Storage-Type Deep-Irrigation Regime

Toshiaki Ishibashi¹, Satoshi Nakamura², Mitsuo Saito² and Yusuke Goto¹

¹Graduate School of Agricultural Science, Tohoku University, Tsutsumidori-Amamiyamachi, Sendai 981-8555, Japan;

²School of Food, Agricultural and Environmental Sciences, Miyagi University, Sendai 982-0215, Japan)

Abstract : This study aimed to clarify the effects of water storage-type deep irrigation (WSDI) on the yields of various rice cultivars used in the Tohoku district of Japan. We compared a WSDI plot (DP) with a standard irrigation plot (SP) with regard to the growth, yield, and yield components of the rice cultivars grown in these plots during 4 years (2002–2005) in Sendai, Japan. In 2003, which had a cool summer, the yields in DP were considerably higher than those in SP, thus confirming that WSDI mitigated the cool summer-induced damage to rice. The yields in DP were not lower than those in SP during the other 3 years (normal climatic years), indicating that various cultivars could adapt to WSDI. Although high-yielding rice plants cultivated by well-experienced farmers under deep-water irrigation regimes have large panicles, the spikelet number per panicle and the yield in DP were not higher than those in SP. Based on the results of the comparison between the cultivation system of WSDI and that of high-yielding deep-water irrigation regimes practiced by such farmers, we speculated that to achieve a higher yield under WSDI, other cultivation techniques need to be incorporated into WSDI.

Key words : High-yielding cultivation technique, Mitigation of cool summer-induced damage, Rice cultivars, Tillering, Water management, Water storage-type deep irrigation, Yield and yield components.

For rice cultivation in Japan, deep-water irrigation regimes have been adopted by some farmers with the objective of mitigating damage induced by cool summer, controlling weeds, and achieving high yields (Goto, 1996; Ohe, 2005).

Recently, Goto et al. (1999, 2002) indicated another advantage of deep-water irrigation: the use of deep-water irrigation allows the storage of large amounts of water for agricultural, living, and industrial purposes in paddy fields (i.e., paddy fields can be used as reservoirs). They also designed the water storage-type deep-irrigation regime (WSDI; Fig. 1).

In the present standard cultivation of rice in Japan, irrigation measures such as midseason drainage and intermittent irrigation are used to control rice growth and achieve high yields. Midseason drainage involves the drying of soil from the last productive tiller emergence stage to the maximum tiller number stage; the soil is dried until the soil surface of the rice field cracks. This technique, in particular, is regarded as essential water management and is generally employed by Japanese farmers. In brief, midseason drainage is considered to help prevent root rot, reduce nonproductive tillers (which is aimed to suppress overluxuriant growth and improve light-interception characteristics of rice plants), and improve lodging

tolerance (see Horie et al., 2005 for a review). On the other hand, WSDI involves neither intermittent irrigation nor midseason drainage to store as much water as possible. This raises concern that the yield under WSDI may be lower than that obtained under standard irrigation. Therefore, it is necessary to examine the yield under WSDI in comparison with that under standard irrigation in order to effectively implement WSDI. Previous studies confirmed that WSDI produced the same yield as standard irrigation,

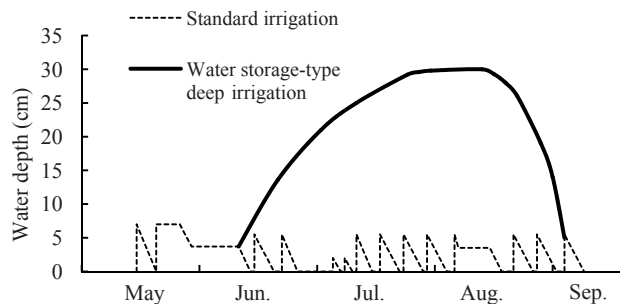


Fig. 1. Scheme of water-depth management in the two irrigation plots. Water management before the initiation of deep-water irrigation in the water storage-type deep irrigation was the same as that in the case of standard irrigation.

Received 9 May 2008. Accepted 26 August 2008. Corresponding author: Y. Goto (y-goto@bios.tohoku.ac.jp, fax +81-22-717-8637, present address; Graduate School of Agricultural Science, Tohoku University, Tsutsumidori-Amamiyamachi, Sendai 981-8555, Japan). This research was supported by KAKENHI (Grants-in-Aid for Scientific Research: Grant No. 16380012) from the Ministry of Education, Science, Sports and Culture, Japan.

Abbreviations : DP, WSDI plot ; SP, standard irrigation plot ; WSDI, water storage-type deep irrigation.

irrespective of the year of cultivation in Sasanishiki (the past leading cultivar in the Tohoku district, northeast Japan) (Goto et al., 1999, 2002; Sugai et al., 1999; Nakamura et al., 2003; Ishibashi et al., 2006) and Hitomebore (the most popular cultivar in the Tohoku district currently; Saito et al., unpublished data). In the Tohoku district, various cultivars other than Hitomebore, such as Akitakomachi and Haenuki, are widely planted. Thus, we need to examine their yields under WSDI.

As mentioned above, in Japan, deep-water irrigation has been used as a high-yielding cultivation technique. For example, with deep-water irrigation technique, one of well-experienced farmers achieves extremely high yields (of approximately 800 g m⁻² of brown rice, equivalent to 1200 g m⁻² of unhulled rice) of high-quality temperate *japonicas* in Japan, such as Koshihikari (Usui, 1999). His high-yielding rice plants was characterized to have a slightly lower panicle number per square meter but extremely higher spikelet number per panicle (approximately 130 spikelets as compared to the average of 70 spikelets in this region), which results in a high spikelet number per square meter (about 47000 spikelets as compared to 29000 spikelets for the average rice). Because the water management in WSDI was modeled on the deep-water irrigation regime of well-experienced farmers (Goto et al., 1999), the use of WSDI was expected to offer higher-yielding rice plants with large panicles.

In the present study, we examined the yield of various rice cultivars, which are used in the Tohoku district, under WSDI in comparison with that under standard irrigation and assessed the possibility of a higher yield with WSDI than with standard irrigation. We compared WSDI and standard irrigation with regard to the growth, yield, and yield components of popular rice cultivars cultivated on these plots in the Tohoku district during 2002–2005.

Materials and Methods

Field experiments were conducted on the experimental paddy field of Miyagi University (latitude 38°22'N, longitude 140°82'E), Sendai, Miyagi Prefecture, which is one of the prefectures in the Tohoku district, Japan.

We used 11 rice cultivars (*Oryza sativa* L.) that are popular in the Tohoku district. We selected (1) Akitakomachi and Haenuki, which are the leading cultivars, with the second and fourth largest planting area, respectively, in the Tohoku district; (2) Okini-iri, Koimusubi, Kokoromachi, Manamusume, Yamauta, and Yumemusubi, the cultivars recommended in Miyagi Prefecture; and (3) Takaneminori and Yumesansa, the cultivars recommended in Iwate Prefecture and Hatsuboshi recommended in Fukushima Prefecture, which are prefectures adjacent to Miyagi Prefecture.

The above-mentioned cultivars were planted under two different irrigation plots: a standard irrigation plot (SP) and a WSDI plot (DP) in 2002–2005.

The irrigation system was used to form main plots; these plots were divided into subplots, each of which contained one type of cultivar. In detail, the experimental paddy field containing light clay soil was partitioned equally using wooden boards and concrete U-shaped drains to form main plots. Each main plot was then divided equally into 8.5-m² sections to form subplots.

Seeds were sown in nursery boxes at a concentration of 100 g per box (30×60 cm) in early April. The seedlings were transplanted manually (3 seedlings per hill) in mid-May at a density of 22.2 hills m⁻² (30×15 cm). A high-quality mixed fertilizer containing controlled-release N fertilizer (IB042; Mitsubishi Chemical Agri, Inc., Tokyo, Japan) was applied at a concentration of 7.5–10.5–9.0 g m⁻² of N-P₂O₅-K₂O before plowing.

Standard irrigation and WSDI were conducted as described by Goto et al. (1999, 2002). In SP, the water level was maintained at 5–7 cm from the time of transplanting until late May (rooting stage; Fig. 1). During the tillering period (from late May to mid-June), the water depth was controlled at 2–3 cm. The field was then irrigated intermittently from mid-June to late June and drained from late June to early July. After midseason drainage, intermittent irrigation was repeated. At the heading stage, the water depth was maintained at 2–5 cm for approximately 10 d.

In DP, water management was identical to that in SP until mid-June. Thereafter, the water level was raised gradually to approximately 25 cm until mid-July in accordance with the progress of the phyllochron (i.e., up to a level at which the lamina joints of the uppermost unfolding leaves of all cultivars were just below the water surface). This water level was maintained from mid-June to late August, after which the water level was lowered to approximately 5 cm (Fig. 1).

The maximum tiller number was obtained by periodically determining the tiller number in 0.3×0.75-m quadrants after transplanting until heading. Days to heading were determined as the duration from the time of sowing to the time at which 50% of the panicles showed heading. At maturity, 50 hills (10 hills [2 rows×5 hills]×5) were harvested from each subplot. The numbers of panicles and total spikelets were counted. The spikelet number per panicle was calculated by dividing the total spikelet number by the panicle number. The percentage of ripened grains was calculated as the number of brown rice grains with more than 1.8-mm grain thickness×100/total spikelet number. The yields were determined as the weight of brown rice containing 15.5% water, with grain thickness of more than 1.8 mm. The 1000-grain weight was calculated as the

yields \times 1000/the number of brown rice grains with more than 1.8-mm grain thickness.

We regarded 3 years (2002, 2004, and 2005) as 3 replications and performed two-way ANOVA to evaluate the effects of cultivar, irrigation, and their interaction. The data of 2003 was excluded from the two-way ANOVA because of the cool summer in 2003. Moreover, the significance of the difference in the average values between SP and DP was examined using a *t* test for each cultivar. The difference of each trait between SP and DP in 2003 was examined from the average values over cultivars using a *t* test. These statistical analyses were conducted using JMP ver.5.1

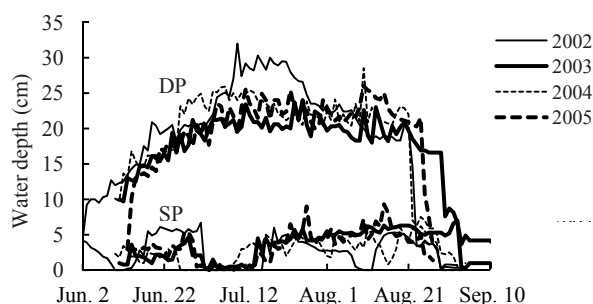


Fig. 2. Water-depth management during water storage-type deep irrigation. SP: standard irrigation plot, DP: water storage-type deep-irrigation plot.

(SAS Institute Inc. 2002, Cary, NC, USA).

Weather data were obtained from the data presented on the website of the Sendai District Meteorological Observatory, located near the experimental site.

Results

1. Water management and weather conditions

Fig. 2 shows the change in the water depth after the initiation of deep-water irrigation. In general, we could manage the water level as designed in Fig. 1.

In 2004, the climatic condition was favorable during the growing period (Table 1). The weather conditions were not extreme in 2002 and 2005. In 2003, the summer was cool; Tohoku district sometimes experiences a cool summer, which causes severe sterility and a great damage to rice yields. In 2003, the weather condition was usual in May and June, but the average mean temperature in July was the lowest in history and monthly duration of sunshine (hr) in July was 27% of that of an average year.

2. Effect of WSDI on the maximum tiller number, days to heading, yield, and yield components

The effect of irrigation on each trait was assessed by two-way ANOVA. The maximum tiller number and panicle number in DP were significantly lower ($p < 0.001$ and $p < 0.01$, respectively) than those in

Table 1. Monthly average of daily mean temperature and duration of sunshine during the growth period in Sendai, Japan.

| Year | Mean temperature ($^{\circ}$ C) | | | | | Duration of sunshine (hr) | | | | |
|------------------------------|----------------------------------|------|------|------|-------|---------------------------|------|------|------|-------|
| | May | June | July | Aug. | Sept. | May | June | July | Aug. | Sept. |
| 2002 | 14.6 | 17.9 | 23.3 | 24.4 | 20.5 | 184 | 160 | 126 | 147 | 141 |
| 2003 | 14.6 | 19.1 | 18.4 | 22.2 | 20.2 | 206 | 121 | 34 | 77 | 104 |
| 2004 | 15.3 | 19.9 | 23.8 | 23.6 | 21.2 | 132 | 189 | 196 | 186 | 109 |
| 2005 | 13.4 | 19.5 | 21.4 | 25.0 | 21.5 | 178 | 138 | 95 | 135 | 150 |
| Average values ¹⁾ | 14.9 | 18.3 | 22.1 | 24.1 | 20.4 | 199 | 128 | 128 | 155 | 120 |

¹⁾ The averages of the data of 30 years (1971–2000).

Table 2. Mean squares of two-way ANOVA for the maximum tiller number, days to heading, yield, and yield components of rice.

| Source of variation | d.f. | Maximum tiller number (m^{-2}) | Days to heading | Yield ($g m^{-2}$) | Panicle number (m^{-2}) | Spikelet number per panicle | Spikelet number ($10^3 m^{-2}$) | Percentage of ripened grains (%) | 1000-grain weight (g) |
|-----------------------|------|------------------------------------|-----------------|----------------------|-----------------------------|-----------------------------|-----------------------------------|----------------------------------|-----------------------|
| Replication | 2 | 83642 *** | 336 *** | 11798 ** | 21861 *** | 915 *** | 154 *** | 112 *** | 42.2 *** |
| Treatment | 21 | 31696 *** | 58 *** | 3275 * | 4227 ** | 145 *** | 27 *** | 98 *** | 3.2 *** |
| Cultivar | 10 | 12499 * | 121 *** | 5863 ** | 5685 ** | 267 *** | 47 *** | 185 *** | 6.3 *** |
| Irrigation | 1 | 522412 *** | 2.2 | 618 | 16492 ** | 134 | 24 | 124 ** | 0.9 |
| Cult. \times Irrig. | 10 | 1822 | 0.4 | 953 | 1542 | 24 | 6.6 | 8.1 | 0.2 |
| Error | 42 | 6052 | 0.8 | 1790 | 1603 | 42 | 7.9 | 13 | 0.5 |

Two-way ANOVA was performed using the data of 2002, 2004, and 2005.

d.f.: Degree of freedom.

*, **, and ***: Significant at 0.05, 0.01, and 0.001 probability levels, respectively.

Table 3. Effect of water storage-type deep irrigation on the maximum tiller number, days to heading, yield, and yield components in 11 rice cultivars.

| | Maximum tiller number (m ⁻²) | | Days to heading | | Yield (g m ⁻²) | | Panicle number (m ⁻²) | | Spikelet number per panicle | | Spikelet number (10 ³ m ⁻²) | | Percentage of ripened grains (%) | | 1000-grain weight (g) | |
|--------------|--|-------|-----------------|-----|----------------------------|-----|-----------------------------------|-------|-----------------------------|------|--|------|----------------------------------|------|-----------------------|-------|
| | SP | DP | SP | DP | SP | DP | SP | DP | SP | DP | SP | DP | SP | DP | SP | DP |
| Yama-uta | 649 | 489* | 115 | 114 | 598 | 631 | 406 | 389 | 88.7 | 91.4 | 36.1 | 35.7 | 79.0 | 83.9 | 21.4 | 21.5 |
| Takaneminori | 583 | 423 | 115 | 115 | 607 | 626 | 424 | 369* | 76.2 | 85.9 | 31.9 | 31.0 | 86.4 | 88.6 | 22.2 | 23.0* |
| Kokoromachi | 643 | 528 | 116 | 116 | 624 | 625 | 443 | 425 | 74.5 | 76.2 | 33.0 | 32.0 | 89.0 | 90.5 | 21.2 | 21.6 |
| Yumesansa | 690 | 513** | 120 | 120 | 599 | 629 | 460 | 430 | 67.1 | 71.4 | 31.0 | 30.5 | 85.2 | 89.7 | 23.0 | 23.2 |
| Akitakomachi | 773 | 602* | 122 | 121 | 585 | 578 | 505 | 443 | 83.8 | 81.8 | 41.6 | 35.7 | 66.1 | 74.3 | 21.3 | 21.9* |
| Haenuki | 709 | 526* | 122 | 122 | 595 | 588 | 480 | 440 | 68.3 | 74.4 | 32.8 | 32.8 | 82.3 | 83.2 | 22.2 | 21.6 |
| Hatsuboshi | 674 | 466** | 122 | 121 | 645 | 623 | 508 | 423 | 69.4 | 75.1 | 34.8 | 31.8 | 82.8 | 85.4 | 22.4 | 23.1 |
| Manamusume | 684 | 453* | 123 | 123 | 582 | 637 | 381 | 408 | 74.8 | 76.2 | 28.5 | 31.0 | 86.1 | 87.2 | 23.9 | 23.7 |
| Okini-iri | 635 | 498 | 123 | 122 | 694 | 700 | 413 | 406 | 86.7 | 87.5 | 35.5 | 35.3 | 83.3 | 83.7 | 23.6 | 23.8 |
| Koimusubi | 670 | 472 | 127 | 128 | 605 | 585 | 462 | 404** | 73.1 | 78.8 | 33.7 | 31.8 | 80.5 | 81.5 | 22.4 | 22.6* |
| Yumemusubi | 660 | 442* | 128 | 128 | 653 | 633 | 395 | 393 | 76.6 | 72.0 | 30.2 | 28.2 | 88.8 | 91.4 | 24.4 | 24.5 |
| Average | 670 | 492 | 121 | 121 | 617 | 623 | 443 | 412 | 76.3 | 79.2 | 33.6 | 32.3 | 82.7 | 85.4 | 22.5 | 22.8 |

The averages of the data of 2002, 2004, and 2005 are shown for each trait.

SP: standard irrigation plot, DP: water storage-type deep-irrigation plot.

Days to heading were determined as the duration from the time of sowing to the day when 50% of the panicles showed heading.

Cultivars are arranged according to their days to heading.

* and **: Significant at 0.05 and 0.01 level of probability, respectively (*t* test).

SP, and the percentage of ripened grains in DP was significantly higher than that in SP ($p < 0.01$; Tables 2, 3). In particular, the maximum tiller number was considerably affected by the type of irrigation. Days to heading, yield, spikelet number per panicle, spikelet number per square meter, and 1000-grain weight were not significantly different between DP and SP in two-way ANOVA. Significant cultivar effects were observed for all traits (Table 2). The cultivar \times irrigation interactions were not significant in any trait (Table 2). Furthermore, comparison of the yields between SP and DP for each cultivar by *t* tests revealed no significant differences in any cultivar (Table 3).

The yields averaged over cultivars in 2003 were substantially lower than the average yields of the other years (34% and 55% of the average yield in SP and DP, respectively) (Tables 3, 4). The yield averaged over cultivars in DP in 2003 was 64% higher than that in SP (Table 4). In comparison of each yield component averaged over cultivars between SP and DP, it was notable that the percentage of ripened grains in DP was considerably higher than that in SP. The differences in yields and percentages of ripened grains between SP and DP tended to be larger in cultivars such as Yama-uta, Kokoromachi and Takaneminori, that headed at almost the same period and had low percentages of ripened grains in SP.

Discussion

In this study, the yields of popular rice cultivars

under WSDI were equivalent to those under standard irrigation during normal climatic years (2002, 2004, and 2005). This suggests that, if required, we can store large amounts of water in paddy fields during the growing period without decreasing the yields of various rice cultivars. Moreover, it was confirmed that WSDI was highly effective in mitigating the damage induced by a cool summer.

The cool summer damage to yields and percentages of ripened grains was largely mitigated by WSDI in severely cool summer-damaged cultivars such as Yama-uta, Kokoromachi and Takaneminori. This was explained by the water temperature in DP and the air temperature during their meiosis stages. Their meiosis stage was estimated to be 106–114 days after sowing (8–14 days before heading) as was inferred by Shimizu and Ito (2004). The low percentages of ripened grains in these cultivars in SP might be caused by the low air temperatures at their meiosis stages (daily minimum air temperature was around 16.1°C during this period) (Fig. 3). On the other hand, the daily minimum water temperature in DP at their meiosis stages was around 18.4°C, which was much higher than the daily minimum air temperature.

Another objective of this study was to assess whether the yield can be increased by the use of WSDI, compared with the yield under standard irrigation. By using the deep-water irrigation regimes, well-experienced farmers produce high-yielding rice plants with large panicles. In this study, however, the spikelet

Table 4. Effect of water storage-type deep irrigation on the maximum tiller number, days to heading, yield, and yield components of rice in 2003.

| | Maximum tiller number (m ⁻²) | | Days to heading | | Yield (g m ⁻²) | | Panicle number (m ⁻²) | | Spikelet number per panicle | | Spikelet number (10 ³ m ⁻²) | | Percentage of ripened grains (%) | | 1000-grain weight (g) | |
|--------------|--|--------|-----------------|-----|----------------------------|--------|-----------------------------------|------|-----------------------------|------|--|------|----------------------------------|---------|-----------------------|-------|
| | SP | DP | SP | DP | SP | DP | SP | DP | SP | DP | SP | DP | SP | DP | SP | DP |
| Yama-uta | 500 | 376 | 120 | 120 | 126 | 397 | 322 | 338 | 90.5 | 97.4 | 29.0 | 32.9 | 23.2 | 63.8 | 18.8 | 18.9 |
| Takaneminori | 446 | 366 | 122 | 120 | 17 | 141 | 326 | 291 | 77.5 | 97.5 | 24.9 | 27.9 | 3.9 | 27.2 | 17.7 | 18.5 |
| Kokoromachi | 642 | 337 | 122 | 122 | 28 | 293 | 413 | 302 | 76.5 | 77.3 | 31.4 | 23.4 | 5.2 | 65.8 | 17.5 | 19.1 |
| Yumesansa | 516 | 379 | 129 | 130 | 115 | 257 | 356 | 329 | 68.8 | 83.5 | 24.4 | 27.4 | 23.4 | 46.3 | 20.1 | 20.2 |
| Akitakomachi | 768 | 497 | 135 | 136 | 170 | 309 | 390 | 419 | 95.5 | 80.9 | 36.9 | 33.9 | 24.7 | 47.1 | 18.3 | 19.3 |
| Haenuki | 583 | 396 | 132 | 136 | 305 | 382 | 389 | 307 | 65.9 | 95.0 | 25.6 | 28.9 | 59.6 | 69.4 | 20.0 | 19.1 |
| Hatsuboshi | 561 | 385 | 131 | 134 | 186 | 364 | 410 | 326 | 61.2 | 70.0 | 25.1 | 22.8 | 36.7 | 73.1 | 20.2 | 21.9 |
| Manamusume | 548 | 457 | 132 | 131 | 223 | 317 | 354 | 324 | 68.3 | 76.5 | 23.9 | 24.8 | 43.9 | 60.1 | 21.2 | 21.3 |
| Okini-iri | 498 | 363 | 130 | 134 | 301 | 418 | 304 | 319 | 87.0 | 85.1 | 25.8 | 27.2 | 53.1 | 69.2 | 22.0 | 22.3 |
| Koimusubi | 722 | 424 | 138 | 140 | 498 | 499 | 436 | 365 | 69.7 | 74.0 | 30.3 | 27.0 | 77.2 | 85.9 | 21.3 | 21.5 |
| Yumemusubi | 649 | 357 | 140 | 141 | 351 | 419 | 363 | 317 | 78.3 | 70.5 | 28.4 | 22.3 | 59.9 | 81.4 | 20.6 | 23.1 |
| Average | 585 | 394*** | 130 | 131 | 211 | 345*** | 369 | 331* | 76.3 | 82.5 | 27.8 | 27.1 | 37.3 | 62.7*** | 19.8 | 20.5* |

SP: standard irrigation plot, DP: water storage-type deep-irrigation plot.

Days to heading were determined as the duration from the time of sowing to the day when 50% of the panicles showed heading.

Cultivars are arranged in the same order as in Table 3.

* and ***: Significant at 0.05 and 0.001 level of probability, respectively (*t* test).

number per panicle in DP was not significantly higher than that in SP. Therefore, we could not achieve a higher spikelet number per square meter and a higher yield by using WSDI.

In fact, some well-experienced farmers incorporate characteristic cultivation techniques into their deep-water irrigation regimes. For example, one of them applies less basal dressing and more topdressing (40 and 30 d before heading), adopt a sparse planting density (50%–70% density of standard cultivation) and use vigorous mature seedlings grown in pot culture nursery boxes in his deep-water irrigation regime (Usui, 1999). Thus, the extremely high spikelet number per panicle, which is a major factor for high yield in the deep-water irrigation regime of well-experienced farmers, might be achieved by incorporating various cultivation techniques into deep-water irrigation regimes. With the exception of WSDI, all cultivation techniques applied in this study were the same as those used in standard cultivation. Therefore, to develop WSDI as a high-yielding cultivation technique, the combined effect of WSDI and other cultivation techniques on yield and yield components should be analyzed.

Acknowledgments

We thank the students of the Laboratory of Paddy Farming at Miyagi Agricultural College (present School of Food, Agricultural and Environmental Sciences, Miyagi University) for their active assistance in collecting data.

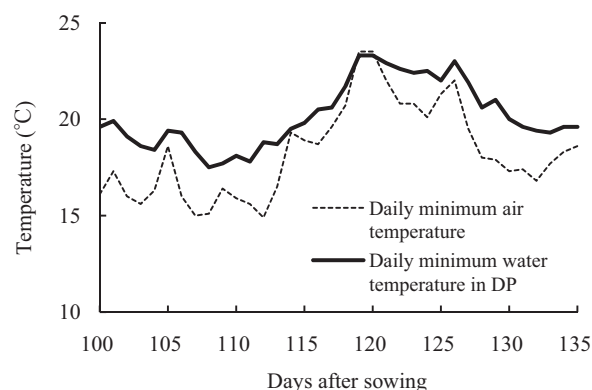


Fig. 3. Temperatures during the estimated meiosis stage in 2003, Sendai, Japan.

References

- Goto, Y. 1996. The deep-irrigation method of rice cultivation and its functional contribution as a reservoir. *J. Agric. Sci.* 51 : 344-348*.
- Goto, Y., Saito, M., Nakamura, S., Nakamura, T. and Kato, T. 1999. Development of a water storage-type deep-irrigation method for rice aimed at increasing the environment-protecting function of paddy fields—Growth and yield of rice in a year with a hot summer in the Tohoku region. *Jpn. J. Crop Sci.* 68 : 476-481**.
- Goto, Y., Saito, M., Nakamura, T., Sugai, K., Nakamura, S. and Kato, T. 2002. Growth and yield of rice under a water storage-type deep-irrigation method. In J.E. Hill and B. Hardy eds., *Proc. 2nd Temperate Rice Conference*, International Rice Research Institute, Los Baños, Philippines. 189-194.

- Horie, T., Shiraiwa, T., Homma, K., Katsura, K., Maeda, S. and Yoshida, H. 2005. Can yields of lowland rice resume the increases that they showed in the 1980s? *Plant Prod. Sci.* 8 : 259-274.
- Ishibashi, T., Goto, Y., Nakamura, S., Kokubun, M., Nakamura, T. and Saito, M. 2006. Development of rice cultivation under a water storage-type deep-irrigation regime. *Tohoku J. Agric. Res.* 57 : 33.
- Nakamura, S., Saito, M. and Goto, Y. 2003. Effect of interruption of the water storage-type deep-irrigation on the growth and yield of rice. *Jpn. J. Crop Sci.* 72 (Extra issue 1) : 16-17*.
- Ohe, M. 2005. Change of habits of rice plants by deep-water irrigation. Plant type, tillering, characteristic of stem and root system. Series of Agricultural Technology. In the Book of Crops, vol. 1. Nobunkyo, Tokyo. 27 : 218. 2-218. 19*.
- Shimizu, H. and Ito, Y. 2004. Effects of deep-flood irrigation on heading behaviors and seed fertility in rice (*Oryza sativa* L.). Report of the Hokkaido Branch, Jpn. Soc. Breed. and Crop Sci. Soc. of Japan. 45: 15-16*.
- Sugai, K., Goto, Y., Saito, M., Nakamura, S., Kato, T. and Nisiyama, I. 1999. Effect of fertilizer application on growth and yield in rice (*Oryza sativa* L.) under a water storage-type deep-irrigation method. *Jpn. J. Crop Sci.* 68 (Extra issue 2) : 16-17*.
- Usui, K. 1999. Healthy and dynamic rice cultivation. Nobunkyo, Tokyo 1-203*.

* In Japanese.

** In Japanese with English abstract.