

Spring 5-10-2017

The Impact of Geography and Ethnicity on EU Enlargement: New Evidence from the Accession of Eastern Europe

Diana Petrova White
Georgia State University

Follow this and additional works at: http://scholarworks.gsu.edu/political_science_diss

Recommended Citation

White, Diana Petrova, "The Impact of Geography and Ethnicity on EU Enlargement: New Evidence from the Accession of Eastern Europe." Dissertation, Georgia State University, 2017.
http://scholarworks.gsu.edu/political_science_diss/43

This Dissertation is brought to you for free and open access by the Department of Political Science at ScholarWorks @ Georgia State University. It has been accepted for inclusion in Political Science Dissertations by an authorized administrator of ScholarWorks @ Georgia State University. For more information, please contact scholarworks@gsu.edu.

THE IMPACT OF GEOGRAPHY AND ETHNICITY ON EU ENLARGEMENT
NEW EVIDENCE FROM THE ACCESSION OF EASTERN EUROPE

by

DIANA WHITE

Under the Direction of Jelena Subotic, PhD

ABSTRACT

In this dissertation I argue that established EU member states slow down accession of Eastern European members because they do not consider them suitable for a western-style liberal democracy due to the pronounced presence of specific factors related to ethnicity and geography in the region. I evaluate EU enlargement on wave-by-wave basis and conclude that the major concern with accessing Eastern Europe is Russia's increased political influence in the region.

INDEX WORDS: INDEX WORDS: Institutions, European Union, Russia, Minorities, Conflict

THE IMPACT OF GEOGRAPHY AND ETHNICITY ON EU ENLARGEMENT
NEW EVIDENCE FROM THE ACCESSION OF EASTERN EUROPE

by

DIANA WHITE

A Dissertation Submitted in Partial Fulfillment of the Requirements for the Degree of

Doctor of Philosophy

in the College of Arts and Sciences

Georgia State University

2017

Copyright by
Diana Petrova White
2017

THE IMPACT OF GEOGRAPHY AND ETHNICITY ON EU ENLARGEMENT
NEW EVIDENCE FROM THE ACCESSION OF EASTERN EUROPE

by

DIANA WHITE

Committee Chair: Jelena Subotic

Committee: Charles Hankla

Andrew Wedeman

Electronic Version Approved:

Office of Graduate Studies

College of Arts and Sciences

Georgia State University

May 2017

DEDICATION

To my mother, my husband, my sons, and my brother who stood by me during this difficult journey, thank you. This would not have been possible without your help.

ACKNOWLEDGEMENTS

I would like to acknowledge the invaluable contribution of my committee chair Jelena Subotic and committee members Charles Hankla and Andrew Wedeman to this project. Also, I want to thank my close associates from the GSU Political Science PhD program who stood by me and provided their support and friendship. Finally, I extend my gratitude to all of my instructors, teachers, and mentors who helped me along the way.

TABLE OF CONTENTS

ACKNOWLEDGEMENTS	V
LIST OF TABLES	XIII
LIST OF FIGURES	XIV
LIST OF ABBREVIATIONS	XVI
1 INTRODUCTION	1
1.1 Intergovernmental Cooperation versus Neo-functional Integration.....	2
1.2 History of the European Union.....	5
<i>1.2.1 Wave 1</i>	<i>5</i>
1.2.1.1 Division of Europe into East and West	5
1.2.1.2 Establishing of the European Communities - Europe of “the Six”	8
1.2.1.3 EU Enlargement Process	16
<i>1.2.2 Wave 2</i>	<i>17</i>
<i>1.2.3 Wave 3</i>	<i>18</i>
<i>1.2.4 Wave 4</i>	<i>18</i>
<i>1.2.5 Wave 5</i>	<i>18</i>
<i>1.2.6 Wave 6</i>	<i>19</i>
<i>1.2.7 Pending applicants.....</i>	<i>19</i>
1.3 This Project.....	20
<i>1.3.1 Statement of the Problem.....</i>	<i>20</i>

1.3.2	<i>Purpose</i>	21
2	IDEATIONAL MOTIVATIONS OF EU ACCESSION	24
2.1	Conventional Views of Norms and Their Impact on International Institutions	25
2.1.1	<i>Realism - Political Manipulation and International Institutions</i>	27
2.1.1.1	International Institutions and Structure	28
2.1.1.2	Key Actors Drive Institutions	29
2.1.2	<i>Constructivism - Consistent Normative Framework in Supranational Institutions</i>	30
2.1.2.1	Normative Framework Structurally Embedded in the EU	30
2.1.2.2	Integration of new members with established normative perceptions in the EU - Europeanization	32
2.1.2.3	Binding norms as a standard for behavior for all members of the EU	35
2.1.2.3.1	Growing anti-immigration sentiments and intolerant attitudes in the EU	38
2.1.2.3.2	EU Refugee Crisis	38
2.1.3	<i>Proximity to Russia and EU Expansion East</i>	40
2.1.3.1	Economic Interests of the EU and Proximity to Russia	43
2.1.3.2	Political Interests of the EU and Proximity to Russia	45
3	RELEVANCE OF PRO-DEMOCRATIC DEVELOPMENT FOR EU ACCESSION	47
3.1	Ongoing Economic Crisis in Europe	48

3.2	Slower Economic Development in the Eastern Block and its Impact on EU	
Accession	52
3.2.1	<i>Conventional Wisdom about EU Accession of Eastern Europe</i>	52
3.2.1.1	Pro-democratic Attitudes in Candidate States Determine EU Membership Timeframe.....	53
3.2.1.2	Tensions between Established and New Members Change the Rules of Accession	55
3.2.1.3	Asymmetry in Economic and Political Aspects of Integration Slows Accession	56
3.3	Economic Migrants from Eastern Europe	58
3.3.1	<i>GDP-per Capita and Migration</i>	59
4	STRUCTURAL CONSIDERATIONS FOR EU EXPANSION EAST	64
4.1	Concerns of Established Member States that the Balkan Region is Weak and Volatile	65
4.1.1	<i>Balkanization</i>	66
4.1.2	<i>Eastern Orthodox Christianity</i>	67
4.1.3	<i>Conflicts in the Balkans</i>	69
4.2	EU Institutions' Ability to Influence Eastern Europe	70
4.2.1	<i>EU Institutions and Pro-Democratic Political Changes in Eastern Europe..</i>	71
4.2.1.1	EU and Security of Eastern Europe.....	71
4.2.1.2	EU Conditionality and Disagreement Resolution	72

4.2.2	<i>EU Institutions and Economic Changes in Eastern Europe</i>	74
4.2.2.1	The Red Bourgeoisie	74
4.2.2.2	Economic Inequality	75
5	THEORY OF EU ACCESSION	78
5.1	Theory: Additional Factors that Explain EU Accession	80
5.1.1	<i>Support for Russia in Europe</i>	81
5.1.1.1	Left and Right Wing Support for Russia in Europe	83
5.1.2	<i>Roma population</i>	87
5.1.3	<i>Muslim population</i>	91
5.1.3.1	Islamophobia in Western Europe	96
5.1.3.2	Islamophobia in Eastern Europe	98
5.1.4	<i>Conflict Resolution and the EU</i>	100
5.2	Methodology	104
5.2.1	<i>Hypotheses</i>	104
5.2.2	<i>Data</i>	107
5.2.3	<i>Analysis</i>	108
5.2.3.1	Boolean analysis	108
5.2.3.2	Durational model	114
5.3	Alternative Explanations	114
5.4	Significance	116

6	WAVE 2: ACCESSION OF WESTERN EUROPE	117
6.1	Denmark.....	118
6.2	Ireland	120
6.3	The United Kingdom.....	122
6.4	Boolean analysis of Wave 2	126
7	WAVE 3: ACCESSION OF SOUTHERN EUROPE	129
7.1	Greece.....	130
7.2	Spain.....	134
7.3	Portugal.....	136
7.4	Boolean analysis of Wave 3	139
8	WAVE 4: ACCESSION OF NORTHERN EUROPE.....	143
8.1	Austria	143
8.2	Finland	146
8.3	Sweden.....	148
8.4	Boolean analysis of Wave 4	151
9	WAVE 5: ACCESSION OF CENTRAL AND EASTERN EUROPE.....	155
9.1	Estonia	156
9.2	Latvia.....	158
9.3	Lithuania	161
9.4	Poland.....	164

9.5	Slovakia	168
9.6	Czech Republic	171
9.7	Hungary.....	175
9.8	Slovenia	179
9.9	Malta.....	181
9.10	Cyprus.....	183
9.11	Boolean analysis of Wave 5.....	187
10	WAVE 6: ACCESSION OF THE EAST-CENTRAL BALKANS.....	191
10.1	Bulgaria	192
10.2	Romania.....	196
10.3	Croatia	201
10.4	Boolean analysis of Wave 6.....	207
11	PENDING MEMBERS: ACCESSION OF THE WESTERN BALKANS ...	211
11.1	Albania.....	211
11.2	The Former Yugoslav Republic of Macedonia (FYRM)	214
11.3	Montenegro	217
11.4	Serbia	219
11.5	Turkey.....	225
11.6	Boolean analysis of Pending members.....	230
12	DURATIONAL MODEL OF PROXIMITY TO RUSSIA	235

12.1	Hypotheses Concerning the Motivation for Accession into the EU	235
12.2	An Event History Analysis Model (EHA) of Proximity to Russia	236
	<i>12.2.1 Data.....</i>	<i>236</i>
	<i>12.2.2 Analysis of the Model of Accession into the EU.....</i>	<i>237</i>
13	CONCLUSIONS	244
	REFERENCES.....	250
	APPENDIX.....	261

LIST OF TABLES

Table 5.1 Estimated Percentage of the total EU Muslim Population per Accession Wave in 2010 and 2030.....	92
Table 12.1 Impact on Contextual Factors on Time until Accession into the EU – Weibull Model	238

LIST OF FIGURES

Figure 4.2.1 Average GDP per capita (ln) and EU Application Duration per Accession Wave ..	79
Figure 4.2.2 Average Polity and EU Application Duration per Accession Wave	79
Figure 5.1.1 Distance from Moscow and EU Application Duration	82
Figure 5.1.2 Total Roma population by EU accession wave in 2010.....	87
Figure 5.1.3 Roma population as percentage of total population by state	88
Figure 5.1.4 Estimated Percentage of the total EU Muslim Population per Accession Wave in 2010 and 2030.....	92
Figure 5.1.5 Estimated 2010 and 2030 Muslim population as percentage of total population by state	93
Figure 5.2.1 Digraph shows the EU integration pattern of states	109
Figure 6.4.1 Compilation of factors that impede EU accession speed in Wave 2.....	126
Figure 6.4.2 Compilation of pro-democratic development and application duration by wave compared to Wave 2	128
Figure 7.4.1 Compilation of factors that impede EU accession speed in Wave 3.....	139
Figure 7.4.2 Comparison of factors that impede EU accession speeded in Wave 2 and Wave 3	140
Figure 7.4.3 Compilation of pro-democratic development and application duration by wave compared to Wave 3	142
Figure 8.4.1 Compilation of factors that impede EU accession speed in Wave 4.....	151
Figure 8.4.2 Comparison of factors that impede EU accession speeded in Wave 2 and Wave 3 and Wave 4	152

Figure 8.4.3 Compilation of pro-democratic development and application duration by wave compared to Wave 4	154
Figure 9.11.1 Compilation of factors that impede EU accession speed in Wave 5	187
Figure 9.11.2 Comparison of factors that impede EU accession speeded in Wave 2 and Wave 3 and Wave 4 and Wave 5	188
Figure 9.11.3 Compilation of pro-democratic development and application duration by wave compared to Wave 5	190
Figure 10.4.1 Compilation of factors that impede EU accession speed in Wave 6	207
Figure 10.4.2 Comparison of factors that impede EU accession speeded in Wave 2, Wave 3, Wave 4, Wave 5, and Wave 6	208
Figure 10.4.3 Compilation of pro-democratic development and application duration by wave compared to Wave 6	210
Figure 11.6.1 Compilation of factors that impede EU accession speed in Pending	230
Figure 11.6.2 Comparison of factors that impede EU accession speeded in Wave 2, Wave 3, Wave 4, Wave 5, Wave 6, and Pending	232
Figure 11.6.3 Compilation of pro-democratic development and application duration by wave compared to Pending members	234
Figure 12.2.1 Hazard Function for Proximity to Russia in logarithm (miles)	239
Figure 12.2.2 Hazard Function for GDP Per Capita in logarithm	240
Figure 12.2.3 Hazard Function for Party Competition	241
Figure 12.2.4 Distance from Moscow and EU Application Duration	242

LIST OF ABBREVIATIONS

AfD	German: Alternative für Deutschland (Alternative for Germany)
AKEL	Greek: Anorthotikó Kómma Ergazómenou Laoú (Progressive Party of Working People)
ANO	Czech: Akce Nespokojených Občanů (Action of Dissatisfied Citizens)
BGN	Bulgarian Lev
BiH	Bosnia and Herzegovina
BSP	Bulgarian Socialist Party
CMEA	Council for Mutual Economic Assistance
CoE	Council of Europe
CSO	Civil Society Organization
ČSSD	Czech: Česká strana sociálně demokratická (Czech Social-Democratic Party)
CXC	Kingdom of Serbs, Croats, and Slovenes
CZK	Czech Koruna
DF	Danish: Dansk Folkeparti (Danish People's Party)
DKK	Danish Krone
EAEC	European Atomic Energy Community
EAF	European Alliance for Freedom
EC	European Community
ECB	Central European Bank
ECSC	European Coal and Steel Community
ECtHR	European Court of Human Rights
EDC	European Defense Community
EEC	European Economic Community

EERP	European Economic Recovery Plan
EFTA	European Free Trade Association
EHA	Event History Analysis
EMU	European Economic and Monetary Union
ENF	Europa of Nations and Freedom
EP	European Parliament
ESM	European Stability Mechanism
EU	European Union
Euratom	European Atomic Energy Community
Euro	European currency
FN	French: Front National (National Front)
FPÖ	Austrian: Freiheitliche Partei Österreichs (Freedom Party of Austria)
FRY	Federal Republic of Yugoslavia
FYRM	Yugoslav Republic of Macedonia
GBP	Pound Sterling
GDP	Gross Domestic Product
HDZ	Croatian: Hrvatska demokratska zajednica (Croatian Democratic Union)
HRK	Croatian Kuna
HUF	Hungarian Forint
ICTY	International Criminal Tribunal for the Former Yugoslavia
IGO	International Governmental Organization
ICJ	International Court of Justice
IR	International Relations

KNP	Congress of the New Right
KNP	Polish: Kongres Nowej Prawicy (Congress of the New Right)
KSČM	Czech: Komunistická strana Čech a Moravy (Czech Communist Party)
LDP	Liberal-Democratic Party
ln	Logarithm
LN	Italian: Lega Nord (Northern League)
ĽSNS	Slovak: Ľudová strana – Naše Slovensko (People Party - Our Slovakia)
MP	Members of Parliament
MRF	Movement for Rights and Freedoms
NATO	North Atlantic Treaty Organization
NLA	Albanian National Liberation Army
NOVA	Serbian: New Demokratija Srpska (New Serb Democracy)
OECD	Organization for Economic Cooperation and Development
OEEC	Organization for European Economic Cooperation
PACE	Parliamentary Assembly of the Council of Europe
PCU	Ultimate Canonical Projection
PES	Party of the European Socialists
PKK	Kurdistan Workers' Party
PKW	Polish: Państwowa Komisja Wyborcza (National Election Commission)
PSD	Romanian: Partidul Social Democrat (Social Democratic Party)
PVV	Dutch: Partij voor de Vrijheid (Party for Freedom)
RON	Romanian Leu
SD	Slovak: Smer–sociálna demokracia, Smer (Direction – Social Democracy)

SD	Swedish: Sverigedemokraterna (Swedish Democrats)
SDPS	Latvian: Socialdemokrātiska partija "Sask" (Social Democratic Party Harmony)
SEA	Single European Act
SEK	Swedish Krona
SNS	Slovak: Slovenská Národná Strana (Slovak National Party)
SO	Polish: Samoobrona Rzeczypospolitej Polskiej (Self-defense of the Republic of Poland)
SRP	Polish: Samoobrona Rzeczypospolitej Polskiej (Self-defense of the Republic of Poland)
SRS	Serbian: Srpska Radikalna Stranka (Serbian Radical Party)
SSR	Soviet Socialist Republics
UKIP	United Kingdom Independence Party
UN	United Nations
UNHCR	United Nations High Commissioner for Refugees
US	United States
USD	United States Dollar
USL	Romanian: Uniunea Social Liberală (Social Liberal Union)
USSR	Union of Soviet Socialist Republics
VB	Belgian: Vlaams Belang (Flemish Interest)
WEU	Western European Union
WTO	World Trade Organization
WWI	World War One
WWII	World War Two
YPA	Yugoslav People's Army

1 INTRODUCTION

Although the idea of unified Europe is not new, for centuries confrontation between powerful European states and attempts to conquer the continent by force took precedence over a union based on the free will of European governments and solidarity between the peoples of Europe. Thus, for a long time the idea of European unification remained a utopian ideal cherished primarily by the intellectual elite. After World War I, the prospect of peaceful unification of Europe resurfaced. This idea was met with reservations by the European political elite, so the vague projects for a European Union faded away again without tangible results. The terror of the Second World War and its destruction reinvigorated the need to undertake pragmatic actions to build a peaceful and unified Europe. However, the refusal of the Soviet Union and Eastern European states to be a part of the Marshall Plan and the blockade of West Berlin in 1949 ended WWII victors' military cooperation and led to almost half a century of political division between Western and Eastern Europe. The Cold War began, which made the dream of European unity a political impossibility. The two pieces of the divided continent parted ways in separate unifications driven by two inherently different ideological doctrines. In this atmosphere loaded with fear and tensions, the first organizations of cooperation were designed for military defense from the politically-different. Therefore, where the Warsaw Pact (1955) was designed to counter security threats to Eastern Europe from the West, the WEU (1948) and NATO (1949) protected the military safety of Western Europe. The political cooperation amongst the countries from the Soviet Blok was orchestrated by the Kremlin, which designated the states' ruling communist governments and directed cooperation within the Council for Mutual Economic Assistance (CMEA) that was created in 1949. However, in Western Europe political and economic unification took various shapes, based on the states' own specific needs and goals.

This evolving process of cooperation on various levels in Western Europe made the unthinkable half-a-century ago unification of the entire continent a realistic possibility.

The development of European organizations in Western Europe progressed in two directions: functionalist and neofunctionalist integration, since the EU itself is a construct of neoliberal institutionalism. At different times, strong forces appeared to drive the EU in both directions, although at present there is a strong current that appears to be driving the EU away from neofunctionalist integration. The reason for this is because for both types of organizations, their emergence and evolution were determined to a much greater extent by political context, rather than from philosophical or economic goals. Ultimately, the philosophical and economic goals were just a means to achieve broader political aims by powerful states. In order to illustrate this, next I will trace the various trajectories of development of the EU from inception through today.

1.1 Intergovernmental Cooperation versus Neo-functionalist Integration

I begin by examining the functionalist and neofunctionalist divisions in EU studies by a review of the relevant literature which includes Mitrany's (1948) functionalist perspective that maintains that states do not have to surrender their sovereignty to a central authority, which is more desirable by states. He argued that in international relations there are controversial and non-controversial issues. States can come together in order to resolve a non-controversial issue that is highly technical. Thus, states would surrender only a portion of their sovereignty in order to successfully address this issue. Eventually, state cooperation may move onto solving more controversial and less technical issues. On the other hand, Haas' (1961) neo-functionalist perspective maintained that EU integration is elite instead of state driven. According to this approach, the elites switch their loyalty to an organization that seeks authority of their states.

This is possible only through upgrading common interests and the process variables of ideational similarity, certain level of economic development, country size, and policies that are enacted during the process of integration. When these conditions exist, the economic integration will automatically become political integration. Haas (1961) maintains that all of these existed in the case of European integration and that European integration will proceed at much faster pace than in other parts of the world, because they are not as similar as European states are. However, he maintains that different functionalist approach or interest configuration may allow for integration in other parts of the world. Nye (1965) provided a valuable addition to the functional and neo-functional approaches by observing that the functional arrangement may deepen, but it may not really expand to other areas. In order for functional arrangements to deepen, he maintains that the number of actors and bureaucracy must be increased in order to improve transparency and allow for conversation of political integration. However, he also suggested that integration in other parts of the world besides Europe is possible.

However, according to Martin (1992) the nature of the issue at hand determines regime formation as well as its level of institutionalization. The nature of state interaction varies from one issue area onto another, so do the games that are played and their solutions. In collaboration games (Prisoners Dilemma) the optimal outcome for both actors is when they cooperate. However, due to concerns of cheating, they decide to defect. Here a multilateral institution can provide the monitoring, reciprocity, lower the transaction costs, and information and is, therefore, the best approach. In cooperation games (Game of the Sexes), equilibrium is hard to reach, but once reached, it is very stable. Here a formal organization is not needed, but the multilateral norms will provide the necessary information in order for the actors to negotiate the equilibrium. In a Suasion Game, the hegemon provides the public good, but is concerned that the

smaller state will free-ride and benefit anyways. Here, the best solution can be if the stronger state coerces or convinces the smaller state to cooperate through issue linkage. Here, multilateral institutions can provide the platform for issue-linkage. And finally, in Assurance Games, what is need for states to cooperate is some assurance and information. Here formal organization is not needed, but instead multilateral norms would do. To this Young (1980) adds that the nature of the issue must lend itself to contractarian arrangements, meaning that there cannot be a winner and a loser, there must be some clear monitoring mechanism, the issue must be clear and simple and provide equity, there may be some exogenous shock that prompts states to cooperate, and entrepreneurial leadership is a must. Nevertheless, even if the issue at hands lends itself to certain kind of institutional setting as Young (1980) and Martin (1992) argue, it is still conceivable to increase institutional effectiveness and, therefore, appeal to other states by designing better compliance mechanisms with increased transparency and early detection systems that can reduce the burden for states by using an existing infrastructure for the new compliance mechanism (Mitchell, Chayes and Chayes 1989).

Koremenos, Lipson, and Snidal's (2001) rational design perspective maintains that institutions are the rational outcome of state negotiations. States create this design with consideration of distribution, enforcement, and uncertainty about behavior, the preferences of others, and the state of the world. Their work is rather different than earlier literature on cooperation such as Keohane's (1984), who concluded that recurring interactions can lead to rational cooperation. However, Duffield (2007) criticized Koremenos, Lipson, and Snidal (2001) because by only considering formal organization this view reverts back to a previous stage of institutional research and avoids considerations of power and interests of states. Also, it neglects the existence of institutions that evolve over time or previously existing institutions.

With all of this in mind, the question that needs to be answered is what forces pushed EU's development into functional or neofunctional construct? I will search for the answer of this question by looking into the history of the EU in order to understand the driving forces of EU expansion East. Next, I will review and analyze the timeline of events available on the official website of the European Union¹ that lead to the creation of the EU as we know it today.

1.2 History of the European Union

1.2.1 Wave 1

1.2.1.1 Division of Europe into East and West

The recovery of Europe from WWII would not have been possible without the initiative and commitment of the United States. In his speech in Harvard on June 5th, 1947, the US Secretary of State George C. Marshall emphasized the responsibility of the United States to help Europe by eliminating conditions that create aggression and promoting economic and social development. The goal of the Marshall plan was to create a powerful political and economic ally of the United States. As intended, the plan promoted the phenomenal economic and political recovery of Europe, but it also set the official beginning of the division of Europe into East and West. The reason for that was that the Marshall plan came in with an unusual twist: if a country was to receive economic assistance, there could be no communists in the government receiving the assistance. This practically excluded Russia and Eastern Europe from the recovery assistance, thus transforming the Marshall plan into an exclusive club that made the unprecedented recovery of Western Europe possible.

¹ http://europa.eu/european-union/about-eu/history_en

Encouraged by the US commitment to the recovery of Europe, Western Europe expressed the political will to unite by 1948. Therefore, the Western European Union (WEU) emerged as a military intergovernmental cooperation, a functionalist arrangement intended to counter defense and security threats to the West. Initially, in March of 1947 France and Britain signed a treaty in Dunkirk for mutual assistance against a potential threat from Germany. By March 17th of 1948, motivated by the growing threat from the East, France, Britain, Belgium, Holland, and Luxembourg signed the Treaty of Brussels. This treaty is considered the precursor of NATO that guaranteed collective defense of the member states in response to armed aggression aimed at any of them. After this manifestation of good will, the United States initiated negotiations in Washington DC with the participation of Western Europe and Canada that led to the signing of the North Atlantic Treaty Organization (NATO) on April 4th, 1949.

The Marshall Plan aid that was approved by US Congress was also the catalyst of the creation of the Organization for European Economic Cooperation (OEEC) on April 16th of 1948 by six signatory members. The organization was imagined as the institutional mechanism that would oversee the distribution and utilization of the funds provided through the Marshall Plan to the countries willing to cooperate. The OEEC was to accomplish this by initiating the process of liberalization of trade and gradual elimination of restrictions between member states. The governing entity of the organization was the Council that was assisted by a variety of numerous technical committees. Ultimately, the organization failed to deepen the process of European unification and in 1960 OEEC became Organization for Economic Cooperation and Development (OECD). The OECD re-oriented its activities to developmental aid to Third World countries and involved European as well as other developed states with market economies.

While the initial motivation for economic (OEEC) and military (WEU) cooperation in Europe was initiated by the United States, the Council of Europe (CoE) was a consequence of the genuine efforts of Europeans to unify the continent politically. Even though these efforts were often charged by different political aspirations of its key member states, they were genuine and spontaneous, so the CoE was the first genuine homegrown European political organization. These efforts culminated when the Western European states managed to coordinate their efforts in 1947 with the help of the International Committee of the Movements for European Unity that prepared and convened the Hague Congress of Europe, held under the chairmanship of Winston Churchill on May 7th, 1948.

During the congressional sessions at Hague, the functionalist and neofunctionalist approaches to integration of the Union stood out clearly. The two perspectives juxtaposed the representatives of various governments and lead to a compromise agreement that established the new CoE organization. The treaty that established the CoE was signed in London on May 5th, 1949 by ten countries including the five members who signed the Treaty of Brussels along with Italy, Ireland, Denmark, Norway, and Sweden. The Treaty of London became effective on August 3rd of the same year and overtime expanded to all members of the Union as we know it today. Nevertheless, the CoE is distinctly different than the EU. For one, the CoE competence excludes matters of national defense, which the signatory members entrusted to NATO that was established a month before the CoE. Second, the CoE exercises its powers through intergovernmental treaties, which means that the treaties have to be adapted by the constitutions and the various governments of the member states and can be a long and complicated process. Third, the major bodies of the CoE include the Parliamentary Assembly, with advisory powers consisting of indirectly elected members of the parliaments of each state, the Committee of

Ministers, the foreign ministers of each member state whose activities are often paralyzed by the rule of unanimity, and General Secretary, who is the head of the organizations' secretariat. Lastly, the CoE has a very broad competence, but very modest means to achieve its objectives expressed in Article 1 of the Statute of the CoE², which broadly states that a closer union between member states should exist in order to preserve and advance the ideals and values that are their common philosophical legacy: political liberty, the rule of law, individual freedom, and social and economic development.

Ultimately, the CoE was a failure for the proponents of the idea of establishment of a European United States at the Hague Congress, so the neofunctionalist approach to union did not succeed. Nevertheless, the CoE was immensely successful in the area of human rights, because it managed to emphasize and expand the fundamental importance human rights throughout the Union. The Convention for the Protection of Human Rights and Fundamental Freedoms that was signed on November 4th, 1950 not only defined fundamental freedoms and human rights that member states should recognize and ensure for its citizens, but also created an original and effective institutional mechanism to guarantee compliance of member states by establishing the European Court of Human Rights (ECtHR).

1.2.1.2 Establishing of the European Communities - Europe of “the Six”

The first successful step towards neofunctionalist type of integration was realized in 1950 when six neighboring European countries, West Germany, Netherlands, Belgium, Italy, France and Luxembourg, became a part of a European community of federal type. In the mean-time, these countries did not suspend their participation in the functionalist structures that they were already a part of.

² http://assembly.coe.int/nw/xml/RoP/Statut_CE_2015-EN.pdf

The initial step in this direction was the unprecedented declaration of Rober Schuman, then France's Minister of Foreign Affairs, on May 9th of 1950. Although this declaration was dubbed the Schiman Plan, this was a project of Jean Monnet, who at the time was one of the most influential proponents of European federalism. Schuman made a declaration on behalf of the French government which suggested the creation of Franco-German coal and steel community that would be open to other European countries and be placed under a common High Authority. In addition to Germany and France, the negotiations of this contract that started on June 20th of 1950 also included the Netherlands, Luxembourg, and Belgium, while Britain showed no political will to participate. On April 18th, 1951 the European Coal and Steel Community (ECSC) came in to existence, after the six countries involved in the negotiations signed the treaty. The ESCS became effective on July 25th of 1952 and was envisioned to have a mandate of fifty years. The High Authority chaired by Jean Monnet took residence in Luxemburg on August 10th of the same year, which was the formal beginning of Europe of "the Six".

Even though the immediate goals of the community were of economic and strategic nature, the long-term aim was political, since the ECSC resolved tensions between formal rivals by upgrading their common interests. The immediate *economic aim* of the ECSC was to build a common market for coal and steel with free movement of goods and capital and free competition, leading to increased employment in these sectors, improving supply, promoting modernization, expansion of production, and increase in quality on the territory of its member countries. On *structural level* the Treaty of Paris provided the ECSC with an institutional model that consisted of a High Authority, Council of Ministers, Parliamentary Assembly, and a Court. This model is the foundation of the European Union as we know it today. It is founded on the

principles of rule by international institutions within their appointed competence, independence of these institutions by legal guarantees, cooperation between various state-level institutions of member states, and equality between the member states. Ultimately, the Schuman Plan³ proved a revolutionary response to a variety of diverse *political* problems at the time. For one, the proposal marked a shift in French foreign policy toward Germany in the direction desired by its strategic and military allies - inclusion of Germany in the Western alliance. The format of cooperation offered by Monet via the Schumann Plan provided a new, much more reliable guarantee against possible German military threat while soothing the French public opinion, which was still very sensitive on the issue of remilitarization of Germany. Second, the Schuman Plan met the need for reorganization of the steel industry that at the time faced a crisis of overproduction and consequent risk of international cartelization that through restrictive practices could lead to maintaining high prices. Thus, the merger of the coal and steel national markets into a common market on European level removed the looming danger of a political crisis in the region and allowed for increased productivity and political stability in the member states. Finally, the Schuman Plan offered a new strategy for the unification efforts of the courtiers of Western Europe. After all, mere functionalist cooperation between states on its own as significant it was, was not intended to and, therefore, could not solve long-term political issues. The aim was a fusion of the strategic interests of European nations by maintaining the balance between those interests and not just aimed at resolving specific economic or strategic goals. Thus, this neofunctionalist approach was extremely effective politically because Europe could not be unified politically by force, but needed a gradual, comprehensive unification that involved healing old rivalries and creating lasting bonds of solidarity between formal rival states.

³ http://europa.eu/european-union/sites/europa.eu/files/docs/body/robert_schuman_en.pdf

Following the success of the ECSC, France abandoned its strict stance that opposed the rearmament of Germany by launching the Pleven Plan. This plan envisioned the creation of a European Defense Community that included Germany. This implied the establishment of European army, with a common command organ where each member state had the responsibility to provide armament, defense, and army contingent. Most importantly, this meant a common policy stance, which meant that European Political Community would be the next step and the Six were moving ever closer to a deeper neofunctionalist arrangement. Negotiations began in February of 1951 and concluded with the signing of a treaty establishing the European Defense Community (EDC) in May of 1952 by the six member states of the ECSC. Meanwhile, in France there was a political shift when the government of Pierre Mendès France rose to power. This factor combined with ongoing international tensions contributed to the failure of the French National Assembly to ratify the proposal for the EDC. The supranational power of the EDC was the main reason for this failure and this signified that Europe was not ready to abandon the idea of national sovereignty.

This failure prompted the Six to focus their attention to deepen integration into a less controversial area of economic cooperation in June of 1955 at the Conference in Messina. This conference was set up in order to find the replacement of Jean Monnet, who retired after the failure of the EDC. The suggestion for this shift in focus was made by the representatives of Benelux and the research and preparation of the corresponding projects was entrusted to P. A. Spaak, who was Belgium's Minister of Foreign Affairs. Spaak's report⁴ was presented in April of 1956 and suggested the creation of a powerful economic community that would allow gradual expansion, increasing stability, rapid improvement of living standards as well as integration in

⁴ http://europa.eu/european-union/sites/europa.eu/files/docs/body/paul-henri_spaak_en.pdf

the sector of nuclear energy. The proposal was agreed upon on May of 1956 at the Conference in Venice. On May 25th, 1957 the signatory states of the ECSC signed two new conventions known as the Rome Conventions that became effective on January 1st, 1958. These conventions established the European Economic Community (EEC), also known as the Common European Market, and the European Atomic Energy Community (EAEC or Euratom). The signing of these treaties was one of the most important events in EU unification as we know it today.

Overall the EEC and the EAEC were communities similar to the ECSC, but unlike the ECSC had less of supranational overreach. Nevertheless, the two communities were an expression of the continued will for cooperation of the EEC countries. The creation of the three European Communities involved a merger of some of their organs. The executive body of the EEC was the Commission that was independent from national governments, but with limited powers. The norm-establishing power belonged to the Council. The already established Parliamentary Assembly and the Court of Justice of the ECSC assumed the functions of the newly-created EEC and the EAEC bodies.

In response to the EEC, the UK created the European Free Trade Association (EFTA) in May of 1960. EFTA, whose administrative center was Geneva, consisted of seven member states, Iceland, Austria, Liechtenstein, Finland, Sweden, Switzerland, and Norway, and aimed to prevent economic discrimination for non-EEC European states. Unlike the EEC, EFTA promoted trade, without submitting the sovereignty of individual countries to the EC and without creating formal legislative institutions, a functionalist arrangement. Close relationship existed between EFTA and EEC up until the creation of the European Economic Space in 1994. Currently EFTA includes only Norway, Iceland, Liechtenstein, and Switzerland.

After the signing of the Rome Treaties there were three separate European communities with identical member countries. Although they had similar institutional structures, they represented separate legal entities. In practice, the three communities had a common Court of Justice and Parliament, but each has its own pair of executive and legislative organs – High Authority and a Council for the ECSC and respectively a Commission and Council for the EEC and EAEC. These legislative and executive bodies merged when the Treaty of Brussels was signed on April 8th of 1965. When it became effective in 1967, the treaty established a joint Council and General Commission of the European Communities, thus launching the European Community (EC).

The official declaration of the creation of the European Union adopted by the European Council in Stuttgart in June of 1983 had an immediate goal to overcome the political and economic stagnation of the early 1980s. After the first direct election of the European Parliament, the adoption of the Treaty establishing the European Union by Parliament on February 14th of 1984 was a culmination of the EC's resolve for political legitimacy. This treaty was influenced by the "Spinelli Plan"⁵, a brainchild of Altiero Spinelli, an avid supporter of European federalism. However, the draft that was presented by the European Parliament proved to be a tough challenge for the majority of the EC member states. Since it was more like a constitution than an international treaty, most parliaments did not consider it worthy of discussion and only the Italian Parliament adopted it.

In an effort to assist the process, in June of 1984 the European Council decided to establish an ad hoc committee at the Summit in Fontainebleau that would investigate issues related to institutional reform and present suggestions how to improve political cooperation. The

⁵ http://europa.eu/european-union/sites/europa.eu/files/docs/body/altiero_spinelli_en.pdf

proposals contained in the report of the ad hoc committee were adopted by the European Council in Brussels in March of 1985.

In 1985 the European Council decided in Milan to summon a new intergovernmental conference. The conference convened on September 9th of 1985 in Luxembourg and ended with submission of the draft of the Single European Act (SEA) that became effective on July 1st of 1987. The SEA introduced the most significant changes in the EEC by providing provisions for cooperation in the fields of security and foreign policy. The amendments to the EEC created the necessary legal prerequisites for the establishment of a European Single Market on December 31st of 1992.

While the EC was institutionalized after a decade of existence but it still did not have the status of a community institution, the SEA institutionalized the political cooperation contained in the declarations in Luxembourg (1970), Copenhagen (1973), London (1981), and the declaration of the European Union of 1984. Thus, the SEA solidified the links between European political institutions by importing new elements of political and economic security, which produced a community institution.

After the creation of a Single European Market, the next reasonable step was the creation of a single European currency and creation of a European Economic and Monetary Union (EMU). On July 1st of 1990 the European Council decided to begin the first stage of the creation of the EMU based on the Delors Plan that was drafted in Madrid in June of 1989. This necessitated the summoning of an intergovernmental conference that could prepare the following stages and propose necessary revisions of the EEC. Meanwhile, the events in Eastern and Central Europe began to develop with unexpected speed. These events included the fall of the Berlin Wall, the possibility of reunification of Germany, and the subsequent transition of the former

Soviet Blok countries to democracy, which presented the new European organization with unexpected challenges. These events prompted the Franco-German initiative launched by President Mitterrand and Chancellor Kohl that is known as the Extraordinary European Conference in Dublin in April 1990. On that conference they called for an intergovernmental summit that will discuss options to strengthen the democratic legitimacy of the Union by increasing the efficiency of its institutions, create uniform and joint action in the economic sphere, and construct a common security and foreign policy. After overcoming a series of hurdles both conferences convened at the second Summit in Rome that took place on the 14th and 15th of December, 1990. The results of their parallel operation that spanned over a year were presented at the European Council meeting in Maastricht that took place on the 9th and 10th of December in 1991. The final text of the European Union (EU) Treaty was signed on February 7th of 1992 in Maastricht.

After the signing the Treaties of Rome, the creation of the EU is the second most significant event in European history because it transformed the already existing disjointed European communities into a new entity. This new neofunctionalist entity had improved policies and new forms of cooperation that involved common foreign and security policy and cooperation in internal and judicial matters. The EEC became the European Community (EC) with and expanded powers and improved structure that also includes the European Council.

The EC and EFTA member states signed the agreement for the creation of the European Economic Area in May 2nd of 1992 with effective date January 1994. The goal of this agreement was to extend the EC market territory onto EFTA's territory, so the members of EFTA would not have to become members of the EC. In January 1st of 1994 the second stage of the EMU began

when member states implemented the necessary programs for the transition into the third state, the single European currency (Euro), which was to be introduced no later than 1999.

Overall, the European integration model was implemented over the span of six decades under various conditions and different considerations in mind. During the Cold War, the success of the European community was due primarily to the fact that European integration was a NATO protected laboratory experiment, where potentially adverse external influences were isolated through the mechanisms of the North Atlantic Alliance. This ensured the security of Europe from the communist East, so the interests of the superpower United States were safely aimed at supporting European integration and overcoming historical conflicts between European countries. The hope was that the EU could “grow up” to be a valuable political and economic ally for the United States. These privileged conditions for the unification of Europe enabled the EU integration process of cooperation in the economic and social domains. The common foreign policy was initially imagined primarily in the form of transatlantic cooperation in the West. Eventually, the EU foreign policy evolved into a policy of enlargement.

1.2.1.3 EU Enlargement Process

While early EU history is marked by efforts to abridge political and economic gaps between formal enemies, recent EU enlargement is a one of tensions between established and new member interests and broader interests of the organization itself. The fall of the Berlin Wall and the end of the Cold War opened the possibility for immense political and economic transformation for Eastern European states. This transformation brought the unprecedented opportunity for many post-communist states to join the EU. The stakes for the Eastern European states were high because without EU membership, many of these states faced economic and political uncertainty and hardship. This possibility, however, has been accompanied by a

heightened sense of social and political unrest in established, new, and applicant countries. The controversy is heated and has stirred rhetoric for and against the expansion towards the poorer Eastern-European states.

Each new accession wave was related to corresponding changes in accession terms for new members and affected the functioning of all organs of the EC. This is the official reason why the EC required a period of consolidation of its new borders and a transitional period for adaptation of new members.

1.2.2 Wave 2

Up to 1973 the EC consisted only of the six founding members, but the success and international recognition of this IGO attracted the interest of a growing number of additional European countries. Following its success in creating EFTA, Britain applied for membership. At the time General De Gaulle expressed his concerns at a press conference on January 14th of 1963⁶. He stated that Britain should not join the EC because he considered its close relationship with the US detrimental and dangerous to the organization and he believes that the EC should not accept the terms that Britain put forward for accession. In 1967 the French veto prevented the beginning of negotiations with Britain.

However, a few years later a summit convened at Hague under the initiative of the new French president Pompidou at which a decision was made to start negotiations with four new member candidates – the UK, Norway, Denmark, and Ireland. On January 22nd of 1972, a treaty for the accession of the UK, Denmark, and Ireland was signed in Brussels. The enlargement

⁶ http://www.cvce.eu/en/obj/press_conference_held_by_general_de_gaulle_14_january_1963-en-5b5d0d35-4266-49bc-b770-b24826858e1f.html

became effective as of January 1st, 1973. The negative vote in the referendum on accession ratification in Norway thwarted its membership application.

1.2.3 Wave 3

The Southern expansion of the EC at first included only Greece, whose membership application was submitted on June 1975. Officially, the desire of the nine EC members to assist and stabilize democratic change in this country was among the reasons for relatively quick completion the negotiations. On May 28th of 1979 the contract of accession was signed and on January 1st, 1981, Greece became the tenth member of the Community. The second phase of the Southern expansion included Spain and Portugal, whose membership applications were submitted on 1977. Their accession agreements were signed on June 12th of 1985 and became effective on January 1st, 1986.

1.2.4 Wave 4

On January 1st, 1995 Sweden, Finland, and Austria became official EU members, while in Norway the second referendum to ratify the treaty ended with a negative vote. This wave of applicants had by far the highest democratization index and experienced the fastest accession application period compared to any of the earlier waves of EU applicants. At that point, the number of countries belonging to the European Union reached fifteen.

1.2.5 Wave 5

The enlargement of the European Union towards Central and Eastern Europe, which became possible after the profound economic, social, and political changes in the region in the late 80s and early 90s, is one of the greatest events in the development of the unification process of the European continent. EU accession of Southern and Eastern Europe took place within a quarter of a century and some of it is still ongoing. In 2004 Lithuania, Latvia, Estonia, Poland,

Hungary, the Czech Republic, Slovenia, Slovakia, Malta, and Cyprus joined the EU, marking a historic expansion towards the former Soviet Satellites.

As Southern European members of Greece, Spain, and Portugal were accessed in the 1980s, these countries had relatively low democratic and economic performances compared to these subsequent applicants. Overall, the following accession of a big chunk of Eastern Europe in 2004 that included Lithuania, Latvia, Estonia, Poland, Hungary, the Czech Republic, Slovenia and Slovakia was a little less seamless than the accession of Southern Europe.

1.2.6 Wave 6

The accession of the Balkan states of Bulgaria and Romania in 2007 was very different altogether. These states were put through a strenuous and demanding process of accession with democratic and wealth indicators at similar levels with some of previous accession waves and the same is applicable to Croatia's accession in 2013. Nevertheless, these states are yet to become a part of the Eurozone and up until 2014 Bulgaria and Romania were subjected to a work ban in established member states.

1.2.7 Pending applicants

Albania, the Former Yugoslav Republic of Macedonia, Montenegro, Serbia, and Turkey were also invited (at least rhetorically) to join the EU. However, their accession timeframe is uncertain, even though some of these Balkan states exhibit economic and democratic performance that is very close to the performance of other previously-accepted member states.

1.3 This Project

1.3.1 *Statement of the Problem*

The functionalist and neofunctionalist design of the EU are only a part of the story that cannot fully explain why the EU looks the way it does today: who and when is invited to join, how long the application process takes, and what conditions do the candidate members need to satisfy in order to join. This is because on the surface, the process of new member accession is relatively straight forward: new members need to satisfy the Copenhagen criteria, meaning that the states need to have consistent pro-democratic orientation. Next, all established member states need to agree to grant membership to the applicants. However, in reality the integration of new members is uneven and confusing, which raises questions about the nature of EU's incentives for accession of new members. Looking back to previous accession waves, there are some glaring examples when countries with less than ideal economic and/or democratic indicators were accepted fairly quickly. For instance, Greece was accepted after an application process that lasted only seven years and Latvia was accepted after ten years, but their indicators of polity were low compared to other recently approved members and current pending applicants, as obvious from their Freedom House score at their time of accession. Also France, one of the founding members of the EU, had one of the lowest GDP-per capita (current US dollars) when they formed the Union. Yet, some eastern European states (particularly from the Balkans) are held to high expectations and some, like Bulgaria and Romania, are granted unequal membership rights at much higher GDP-per capita (current US dollars). Currently, Serbia has exceeded the GDP-per capita (current US dollars) of Bulgaria at the time of accession into the EU, as evident from the World Bank datasets⁷, but Serbia's application is still pending. Examples like these are

⁷ World Bank, Ibid.

plentiful and politically controversial, so clarifying the motivations for EU expansion will elucidate some of the uncertainty surrounding the process and timeframe of accession.

Despite the growing interest in international institutions, only a few studies have yet seriously examined the remarkable variability and speed of membership approval that occurred during the process of Eastern European accession of the EU. Consistent with the Copenhagen criteria, the predominant theoretical consensus is that attitudes towards capitalism and democracy in candidate states determine EU membership and can reasonably be connected to a smoother and faster accession process (Christin 2005; Cichowski 2000; De Witte 2002; Delsoldato 2002; Fish 2005; Hellman 2004; Plumper, Schneider, and Troegerv 2006; Nissen 2003; Tucker, Pacek, and Berinsky 2002). Although this knowledge is still very relevant to the study of EU expansion today, I contend the EU integration process is also the result of factors not readily identified by this literature. These obscured additional factors cannot be identified by simply looking at the official membership prerequisites, because they are the result of strategic political aspirations of established member states and reveal weaknesses and frictions within the EU itself. Identifying these factors will provide a valuable new perspective on how to strengthen and stabilize the troubled IGO, because it can clarify the controversy associated with the new member accession process.

1.3.2 Purpose

The objectives of this project are twofold. First, I intend to examine the motivations of established member states that affect accession of new members. This includes an empirical analysis of the ideational, rational, and structural motives that drive EU integration. Second, based on the underlying established member motivations for new member accession, I will identify the specific factors that affect the speed of accession of new members. Looking back to

previous accession waves, the idea that factors other than democratic and economic performance affect the speed and variability of accession can be supported by some obvious examples discussed earlier when countries with less than ideal economic and democratic indicators were accepted fairly quickly, whereas others were held back from accession at economic and/or democratic levels that were deemed satisfactory for accession in earlier accession waves. Much of the current research in the field is centered on the usual proxies of interest in democratic progress, namely economic development and democratic indicators of states; therefore, my work will be dedicated to identifying and understanding the additional factors that affect the speed and variability of new member integration. My research is focused primarily on the newest and most controversial additions to the EU - Eastern Europe with a special attention to the Balkan applicants, since the Balkan states share many cultural, economic, and political similarities, but are subjected to different accession timeframes. The questions that I plan to examine in this project include: What motivates established EU members with respect to further integration and expansion? What influences whether and when countries may be invited to join the EU? More specifically: what are the factors that explain EU accession?

In this research project I contend that the different speeds of accession of the above-mentioned regions located in close proximity to one-another are due to the fact that various accession waves carry factors in addition to pro-democratic development that affect accession speed. I argue that established EU member states slow down accession of Eastern European members because they consider them not suitable for a western-style liberal democracy due to the presence of factors such as the occurrence of armed conflict during the existence of the EU, ethnic minority makeup of the states, and main-stream pro-Russian political support in the region, that slow down democratization. I examine not only the accepted members, but also the

pending members with a focus on Eastern Europe and the Balkan states on wave-by-wave basis in order to get an accurate understanding of the changing expectations of EU applicants. I evaluate the differences between the accession process for all accession waves by examining their indicators of wealth and democracy and compare their relevance against the presence of the additional factors that affect accession. Using the analysis of the different waves, I conclude that the major underlying concern of established member states with accessing Eastern Europe is Russia's increased political influence and presence in the region.

2 IDEATIONAL MOTIVATIONS OF EU ACCESSION

Chapter 2 examines the ideational motivations of established member states that affect accession of new members. This chapter starts off with a review of the relevant literature that offers two distinct traditional views of norms and their influence on institutions: the realist and constructivist view. For realists, institutions are evidence of power play by dominant states and in reality have no intrinsic influence on state behavior (Morgenthau 1948; Waltz 1979; Mearscheimer 1994). Therefore, realists would contend that the established member states in EU are motivated by self-interest when they expand offers to Eastern Europe to join. Thus, they can achieve their own desired political goals by political manipulation through EU institutions. Conversely, for constructivists, social norms play a fundamental role in IR. Rather than acting in overt self-interest, actors behave according to their sense of duty and obligation that is structured by prevailing rules and routines. However, when the preferences are sufficiently homogenous, it may be one's self interest to get along rather than to be deviant. For constructivists, international institutions are important actors in the international arena (Wendt 1994; March and Olsen 2006; Barnett and Finnemore 1999). Where for realism international institutions are power-play tools in the hands of strong states, constructivism maintains that international institutions can actually pursue their own goals and interests, even against the interests of the states that created them. Therefore, the EU may also be expanding offers to Eastern Europe to join because established member states want to achieve their own desired political goals by promoting binding European norms. This literature analysis also contains an in-depth review of evidence from new-member states aimed to establish whether expansion East is motivated by binding European norms or by desirable political goals of powerful actors. The questions examined here are: What motivates current EU members with respect to further integration and expansion? Is there evidence that

binding norms guide EU expansion east? Are EU institutions set up to achieve desirable political goals of powerful established member states?

This strand of the literature broadly suggests that the EU is expanding offers to Eastern Europe to join because the established member states want to achieve their own desired political goals either by a) political manipulation through EU institutions for self-interest, or b) promoting binding European norms, or c) gaining the best of both worlds by winning the political fight with Russia for influence over Eastern Europe.

2.1 Conventional Views of Norms and Their Impact on International Institutions

The literature has two distinct traditional views of norms and their influence on institutions: the realist and constructivist view. These perspectives present two conflicting accounts - for realists norms have no impact on the behavior of actors, while for constructivists norms determine the behavior of actors.

According to realists, the anarchical environment undermines any possibility for norm-based behavior in international relations, since actors' actions are motivated by self-interest. Classical realists like Morgenthau (1948) argued that interest, not morality is the essence of politics. This is because reality leaves little room for norm-guided behavior, because the world is a place of clashing interests where conflict is inevitable. Defensive neorealists like Waltz (1979) argued that the self-help system is necessarily the product of anarchy, which obviated any concern with idea- or identity-based explanations of international relations. Mearscheimer (1994), an offensive realist, countered the importance of norms in international politics by observing that it is unclear why the normative discourse that affects the behavior of states rises or falls. Realists believe that international institutions are epiphenomenal entities that change once the power of the dominant state(s) fades away. Thus, institutions are mere tools in the hands of

powerful states and in reality have no intrinsic influence on state behavior. Realists would contend that the established member states in EU are motivated by self-interest when they expand offers to Eastern Europe to join. Thus they can achieve their own desired political goals by political manipulation through EU institutions.

On the other hand Wendt (1994), a leading constructivist, challenged these views and argued that explanations of international politics without taking norms in account cannot provide an adequate explanation of the world we live in. He maintains that power and interest matter in politics because society believes that they do. This shared social belief is constructed through prevailing ideas and perceptions that we must understand in order to make sense of the conduct of states in international relations. For constructivists social norms play a fundamental role in IR. They differentiate between the “logic of consequence” (rationally chosen actions that maximize utility) and the “logic of appropriateness” (actions chosen in accordance with prevalent social norms). March and Olsen (2006) contend that actors are governed by the logic of appropriateness, and thus institutions are embedded rules and routines that define what is an appropriate action. Rather than acting in overt self-interest, actors behave according to their sense of duty and obligation that is structured by prevailing rules and routines. However, when the preferences are sufficiently homogenous, it may be one's self interest to get along rather than to be deviant. For constructivists, international institutions are important actors in the international arena. Where for realism international institutions are power-play tools in the hands of strong states, constructivism maintains that international institutions can actually pursue their own goals and interests, even against the interests of the states that created them. Barnett and Finnemore (1999) argue that international institutions are powerful actors in international relations because they create social knowledge through the norms they disburse. Therefore, the

EU may also be expanding offers to Eastern Europe to join because established member states want to promote binding European norms. Thus, EU institutions are a powerful source of social change that can supersede the interests of powerful states.

Fearon and Wendt (2002), respectively a leading rationalist and constructivist, claim that while the rationalist logic of realism maintains that actors adhere to norms when it “benefits them” to do so, constructivist believe that actors follow norms because it is “the right thing to do”. There is no intrinsic conflict here, they claim, unless one subscribes to thick rationalism, according to which actors have no intrinsic preference to follow norms. Also, as far as the logic of consequence (focus of realists) versus the logic of appropriateness (constructivists focus on this one), the two need to be kept separate as actors utilize both in making decisions. Ultimately, they maintain that norms and rational considerations both play decisive role in shaping the behavior of actors, such as states and institutions. This perspective suggests that the EU may be expanding offers to Eastern Europe to join because established member states want to gain the best of both worlds by establishing political and economic influence over Eastern Europe.

2.1.1 Realism - Political Manipulation and International Institutions

The heated domestic debates about new member accession expose gaps in social consensus within established member states, since nevertheless expansion East continues. Broadly, social consensus in decision-making implies that minority and majority opinions are taken into account. The alienation of a minority group(s) in decision-making is often utilized by political rivals to spark a political backlash that can hurt the political reputation or jeopardize the future of the dominant actors. Since decision-makers are keenly aware of this possibility, they strategically establish options they prefer among competing alternatives. In regards to new EU

member accession, this implies that interests of key actors, such as established member states, may play a decisive role as to who becomes a EU member.

For Riker (1986) the definition of a successful political strategy in the absence of popular consent is the one that utilizes democratic mechanisms to direct outcomes towards a desired political goal. He invented the term *heresthetics* and defined it as “the art of political manipulation”⁸. Riker ultimately concentrates on evaluating the dynamics of *heresthetics* among individuals and in coalitions and assumes that decision-making is a deliberate, strategic process. To a certain extent, Riker recognizes that institutions can strategically allocate resources just like individuals or coalitions. The difference, according to him, is that unlike *heresthetic* individuals or coalitions, the decision-making process of institutions is automated due to their structure and procedures. His work in 1986 pays only marginal attention to institutions as a source of *heresthetic* influence in decision-making on the state or international level. However, in some of his later studies, Riker expresses interest in expanding the concept of *heresthetics* onto institutions by suggesting they will affect European integration (Riker 1996).

2.1.1.1 International Institutions and Structure

So, can international institutions be the source political manipulation? This question became very salient with the onset of EU integration, a process that also captivated Riker in his later work. Some of the subsequent literature aimed to establish whether supranational institutions of the EU allocate resources guided by self-interest or structure. In this debate Pierson (1996) noted that the EU cannot provide solutions to the EU’s collective action issues. Instead, the member states surrender their authority to the supranational institutions. He concluded that the process is not the result of *heresthetic* strategy, but is rather the result of the

⁸ Riker, William H. The art of political manipulation. Vol. 587. Yale University Press, 1986.

structure of the supranational institution of the EU. In the same year, Pollack (1996) observed that EU institutions are important because member states can lose their authority in some instances, like in cases when qualified majorities lose a vote. Ultimately, he concurred that EU institutions exert influence over individual states through their mechanisms and structure.

2.1.1.2 Key Actors Drive Institutions

In addition to mechanical distributors of resources, Riker also observed that institutions are a tool for *heresthetic* actors who pull their levers. Some scholars expanded on these ideas, by asserting that the political attitudes of key actors (i.e. powerful established EU member states) shape how institutions distribute value and resources. In support of these ideas, Baumgartner and Jones (1991) suggested that the policy image, which they describe as the interaction between predominant political attitudes and the value of a policy, interacts with political institutions. If favorable, this interaction can lead to a speedy creation of a policy, and if otherwise, the policy is not created. Ultimately, within international institutions favorable political attitudes can improve the likelihood that a policy will be given a priority. Hix (1999) supports this idea by examining how the European community has shifted from Europeanization to EU politics. He discovers that shifts in dominant political attitudes in the EU drive political processes in EU institutions. Most recently, Checkel (2001) argued that domestic politics in international institutions reduce the influence of social learning. Therefore, agents comply with the norms of the institutions because of the influence of predominant domestic interests.

Overall, the literature confirms that institutions distribute value and influence mechanically due to their structure. Also, key actors influence institutions by shaping how institutions distribute value and resources. Ultimately, according to this perspective EU institutions are set up to distribute value in a certain way by powerful actors – a realist

perspective. Therefore, powerful established member states are motivated by self-interest when they expand offers to Eastern Europe to join. Thus they can achieve their own desired political goals by political manipulation through EU institutions.

2.1.2 Constructivism - Consistent Normative Framework in Supranational Institutions

As previously discussed, EU accession can be more broadly understood as a uniform membership approval process guided by the Copenhagen criteria. At a deeper level, the EU is dedicated to resolving uncertainties in the relationship between European states through the creation of a supranational European institution guided by common European norms. Since the dynamics of these institutions are driven by common values and goals, as outlined in the Copenhagen criteria, it is reasonable to assert that formally norms drive contemporary trends in EU integration. The norms that guide the behavior of actors form a consistent normative framework. For a supranational institution, such as the EU, a consistent normative framework is: 1) *structurally embedded into the organization* (Pierson 1996; Pollack 1996), 2) *will manifest in the successful integration of new member states with established normative perceptions in the EU* (Subotic 2011), and 3) *a standard of behavior for all members of the EU* (Finnemore and Sikkink 1998). If these three assumptions hold true for the EU, the normative framework of the organization can adequately allocate resources and authority across the EU and support EU expansion East. Next, I examine if these three assumptions hold true for the EU according to the literature.

2.1.2.1 Normative Framework Structurally Embedded in the EU

The process of EU development is characterized by uncertainty that often plagues joint decisions and creates collective action problems that are overcome by the implementation of uniform norms, or common European values such as “human rights”, “rule of law”,

“democratization”, and “common foreign policy”. If there is uncertainty about the relevance of these values in a supranational organization such as the EU, then the notion that a normative framework binds the organization cannot be supported. The relevance of uncertainty in international relations is discussed by the major political paradigms such as constructivism, realism, and liberalism. According to realism, uncertainty causes conflict in the anarchical environment of international relations, so defection from cooperation is a function of the utility calculations of each state. For Mearsheimer (1994), when uncertainty prevails, the states that disregard power politics will become victim to other states, therefore, states will prefer the realist approach and aim to continuously increase their power in order to deal with collective action issues. Thus, for realists power instead of norms resolves uncertainty in IR. For neo-liberal institutionalists, the information and monitoring that is provided through the institutions is of utmost importance for cooperation. Thus, uncertainty makes institutions even more important because in complicated multi-state situations, institutions can step in and provide particular cooperative outcome (Keohane and Martin 1995). For constructivists, uncertainty in international relations can be resolved through norms. For Finnemore and Sikkink (1998) collective action issues can be solved through norms, since they can narrow down the range of potential actions and choices. They observe that in political science the term *institution* is used interchangeably with *norm*. An institution is a pool of norms and procedures about particular issues such as democracy and justice. When these are confused and defined under the same label, important elements of institutions are missed and therefore, misunderstood. The term “institution” underlines cognitive features of institutions rather than constraining features. Norms are the standard of appropriate conduct for actors (states) with a certain identity. Ultimately, norms standardize behavior and often restrain choice and actions for states. For the EU, a broad

normative framework (as envisioned by the constructivists) of standardized behavior is Europeanization.

Europeanization was first defined as “the process of European integration itself, or a shorthand for the incorporation of European characteristics into domestic institutions, politics, and identities” (Cini 2007). A few years later Moumoutzis (2011) defined Europeanization as “a process of incorporation of EU norms, practices and procedures into the domestic level”. In broad terms, EU’s development is measured by how successfully it deals with the uncertainty in joint undertakings in the organization. Since the dynamics of the institution are driven by common values and goals, in theory norms drive EU integration. This is achieved by the adherence to uniform norms such as common European values (broadly referred to as *Europeanization*) with a strong emphasis on human rights. More directly, Europeanization is *integration of new members with established normative perceptions in the EU*. If there is uncertainty about the relevance of these values in a supranational organization such as the EU, then the new or potential member states are uncertain about the identity they are expected to assume. Theoretically, Europeanization is supposed to spread evenly throughout the EU, but research indicates that the process is permeating Eastern European and Balkan states at a slower and uneven rate.

2.1.2.2 Integration of new members with established normative perceptions in the EU - Europeanization

The case of the accession of the Greek part of Cyprus into the EU is an example of how important Europeanization is for EU accession. The Turkish Republic of Northern Cyprus declared independence in 1979. This act was condemned by the UN and was recognized only by Turkey. At the time of the declaration, in Northern Cyprus the political system was mostly under

the control of the Turkish military and did not promote Europeanization. Once Cyprus joined the EU in 2004, the EU laws were halted in the parts of Cyprus that were controlled by the ethnic-Turks. The reason for this was that the parts of the island that were not controlled by the ethnic-Greek government did not uphold human rights and democratic values, as perceived by the EU vision (Ker-Lindsay 2007).

According to Popescu (2010), Romania's accession into the EU increased the number of diplomats at the level of Ministry of Foreign Affairs in Brussels and the Romanian foreign policy is actively working to adopt EU values and practices. Projecting Romanian national interests is successful to a certain extent, but appears to lack bureaucratic management. In addition, the process has further slowed down due to the Eurozone crisis that has also impacted Romania. Europeanization is still ongoing but, overall, due to these shortcomings Romania has a slower level of adaptation and weaker standing within the EU.

In regards to the central Balkans, Bulgaria is a member of the EU since 2007. After the transition in 1989, Bulgaria started a process of adoption of European norms. For that purpose, Bulgaria had to implement a series of strategic changes and embrace European values. The Union guarantees protection of human and political rights of its members. Bulgaria's part of the EU guarantees Bulgaria's participation in a peaceful, stable, and safe zone, so the process of Europeanization is essential for the country's successful future. Becoming a part of the EU has enabled Bulgaria to take place among other European states and with great prospects for economic and political prosperity (Velev 2013). However, Atanasov (2014) maintains that the hardships of the transition period and European integration of Bulgaria are due to mechanical import of rules and values from the West for which there was no demand in Bulgarian society. He perceives that the western societies that generate these values themselves suffer from their

own normative downfalls and flawed democracy. Ultimately, he concludes that the European model adopted by Bulgaria and Eastern Europe as a whole is superficial.

In regards to new and potential members, Subotic (2011) argues that Europeanization advances with various speeds in different states because European identity is not equally shared across applicant countries in the EU. In countries like Croatia where there is a strong convergence with European values, accession is successful. However, EU accession is plagued by setbacks in countries like Serbia, where European values are not widely shared. Also, the EU has stressed that Bosnia and Herzegovina's (BiH) accession is contingent on constitutional reforms in line with the European Convention of Human rights. The EU had increased its engagement and success through their new-found ally Civil Society Organizations (CSOs), in an effort to supplement the work of dysfunctional governmental institutions in BiH. The EU has a transformative impact in the region through CSOs in various aspects of Europeanization. However, cooperation with the government is slow because of the lack of trust and cooperation, so presently the EU is the biggest donor to CSOs in the region (Relex 2006).

Overall, Europeanization occurs through emulation, since the EU is seen as a model for democratic norms. Europeanization then takes place in civil society that in turn becomes an agent of the EU in the country. However, according to the prior paragraphs in the new and pending member states, even though these efforts were rewarded with legislation and policy work, it appears that Europeanization in its current shape fails to guarantee the successful integration of new member states with established normative perceptions in the EU due to the lack of popular support and low state capacity.

2.1.2.3 Binding norms as a standard for behavior for all members of the EU

In practice, binding norms are not a standard of behavior for all members of the EU, because adherence to common EU norms is far from uniform. For example, analysis of gender rights and the rights of individuals with disabilities reveals the vulnerability of these norms in new and pending members of the EU. In regards to the treatment of minorities such as the Roma, this review reveals gaps in upholding their human rights in new, pending, and even established member states. Ultimately, according to the literature the influence of human right norms in the EU as a whole at this time appears to be plagued by double-standards despite of EU's formal commitment to uphold them. Just alike in other parts of the world, this occurs because human rights policies are not adequately enforced, which increases incentives to make policy changes without intent to implement them across the EU. These practices compromise Europeanization because new member states have trouble converging their normative identities with the ambiguous EU one.

In regards to practice of common norms as a standard of behavior, the process on the Balkans overall appears to be superficial, especially in regards to such a fundamental cause in the EU as the rights of the disabled. According to Phillips (2012), EU integration has overall advanced the disability programs of Romania, Croatia, Bulgaria, and Macedonia, but these changes are insufficient and additional improvements are necessary. Overall, only small-scale advances have been made in Bulgaria so far. In both Romania and Bulgaria institutionalization of individuals with disabilities is a widely prevalent, and more efforts are needed in order to abolish this practice. In both countries mental health programs are in dire need of reform and integration of children with disabilities in is still lagging. Croatia is also slow to improve the rights of disabled individuals. The lack of community based services leads to increase of

institutionalizations and medical care for disabled individuals is far from satisfactory. In Macedonia work is underway, but as in other parts of the Balkans, employment for disabled individuals is in sheltered enterprises which prevents them to integrate into society as equals. Overall, throughout the region changes are implemented slowly and are often inadequate to address the real issues of the affected.

Furthermore, EU upholds that equality is an integral part of the EU normative framework, but legislation related to equal opportunities for men and women is not sufficiently established in the newest additions from Eastern Europe (Weiner 2009). The exclusion of Eastern European citizens by enacting superficial legislation by the elites is reminiscent of the old authoritarian dynamics that are not consistent with EU expectations. The harsh economic climates in the Eastern European states also explain the lack of the feminist agenda. Ultimately gender knowledge and policy must align in established as well as new member states.

For Kacarska (2012), the EU's merging of its visa-liberalization system with refugee protection and anti-Roma migration strategies has resulted in organized discrimination against many minorities, such as the Roma and foreign asylum seekers. The "white lists" are states eligible for visas liberalization and the "black lists" are states that are not eligible. Judgments of what countries go to what lists are based on performance standards for protection of citizens' rights within a given state and respectable relations with neighboring states. Attempting to flee one of these regions marked on the "black list" is very difficult. Refugees flee their country of origin to escape prosecution, while asylum seekers have applied for asylum and are awaiting the decision on their status, so according the 1951 UN Convention Relating to the Status of Refugees, refugees should not be subjected to further difficulties when resettling and are exempt from deportation. The geographical scope of this document was expanded in the 1967 Protocol

that guaranteed permanent protection for people seeking asylum to escape political prosecution and all EU member states have ratified this. Even though the EU possesses the normative and political capacity to eradicate the mistreatment of the Roma, these efforts have failed because of the enactment of inadequate and inconsistent policies throughout the Union (McGarry 2012). Unwanted minority groups like the Roma who are EU citizens are still deported, mistreated, and discriminated within established, new, and potential EU member states. Worker movement restrictions for Bulgaria and Romania are also utilized to justify mass deportations of the Roma and established member states such as Italy and France clearly violate the EU free movement and non-discrimination policies.

While some argue that EU conditionality has a strong impact on norm dissemination throughout the EU, other scholars argue that these changes are only superficial. Normative pressures are not sufficient for policy change, as evident by the fate of the Roma and other disadvantaged groups in the EU. Arguably, the Roma are the most numerous and most discriminated minority in Europe (Swimelar 2008). The EU has committed to improving the status quo of the Roma, but anti-Roma sentiments are often expressed openly in all EU member countries. Based on the preceding, the impact of EU conditionality appears to be influential on minority statutes primarily during the accession process of new member states. However, the impact of these EU supported policies has been limited afterwards and, thus, I agree that these changes remained only superficial. To this I add that the problem is not superficial monitoring, but the fact that EU grants membership despite existing minority discrimination. In addition, discrimination is also practiced in established member states with impunity. For example, in Italy the government has been defensive about its immigration policy and official brutality against the

Roma continues. The extradition of Roma out of France has attracted public attention, but has done little for the Roma people.

2.1.2.3.1 Growing anti-immigration sentiments and intolerant attitudes in the EU

The EU formally stands for free movement of peoples, but in fact the Union tends to selectively admit only immigrants from poorer EU member states and non-member states who can contribute economic value to the established members' economy (Van Houtum and Pijpers 2007). The reality is that established member states put in place the Schengen visa regime also as a means to monitor and in practice limit the movement of peoples in Europe. In fact, this was a mechanism to keep unwanted minorities, such as the Roma, and immigrants legally out of established EU countries. As demonstrated in the preceding paragraphs, these policies are often enacted against immigrants who are EU citizens of poorer states, such as Eastern Europe. However, these policies are also applied towards asylum seekers and demanded from states who are in the process of visa-free regime negotiations. The EU is pressuring states seeking visa-free status to limit their citizens' applications for asylum in the EU and that policy is partially motivated to keep the Roma and other unwanted ethnic and religious minorities out of established member states. Ultimately, I think that this dominant idea presented in the literature is accurate and to it I add that widespread racism, far-right wing voters, and prejudice often determine the fate of immigrants in contemporary Europe. Ultimately, the EU's formal assurance of human rights disguises an actual policy of discrimination in pending, new, and established member states.

2.1.2.3.2 EU Refugee Crisis

As the EU refugee crisis is currently in full swing, thousands of people from the Middle East, Asia, and Africa cross into the EU daily seeking asylum. Most people fleeing today are

trying to escape human rights deprivation in weak states rather than direct prosecution and this does not fit the original definition of a refugee (Betts 2010). Because of this limitation, most of these individuals can be rounded up and shipped back to their countries. Betts (2010) defines survival migration as individuals who flee their country because they have no means to fix the issue they are fleeing from in their own countries. He argues that on a global scale the protection of these migrants is not due to how the legal norms are incorporated in the states, but rather if it helps the interests of the key actors in the host countries. Regardless of the EU's formal commitment to protection of human rights, the same trends can be observed throughout established, new, and candidate member states in the EU. As a result, the policies on refugee treatment within different member states are often conflicting and inconsistent. To this I add that ultimately this amounts to poorly-organized and ineffective migrant and refugee policies, such as safe passage, accommodation, and integration of new-comers that can be the catalysts of a true humanitarian disaster throughout the EU. In addition, although I agree with Betts' (2010) analysis, I do believe that his conclusions are incomplete because Eastern Europe's unequal standing in the Union also contributes to the existence of ineffective migrant and refugee policies. Under the threat of impending humanitarian disaster, the Balkan countries of Macedonia and Serbia, who are EU applicants, and Croatia, already an EU member, have refused to let through their territory asylum seekers who do not come from war-torn territories such as Syria, Afghanistan, or Iraq. Bulgaria and Romania have refused to let through any illegal immigrants and Bulgaria and Macedonia have erected walls on their borders to prevent the unrestrained influx of people. Throughout the Balkans there are wide-spread security fears stemming from the unmonitored stream of refugees and asylum seekers. Yet, the Balkan states are persuaded by the EU leadership against their prevalent domestic sentiments to create and

maintain large asylum camps in their territories, an unpopular domestically and costly project of indefinite duration. Overall, the Balkan states feel hard-pressed to live up to EU expectations, but lack the economic resources and state capacity to effectively fulfill their obligations, as prescribed by the EU. I believe that these dynamics indicate that domestic politics and interests of established member states are at work instead of the normative framework of Europeanization.

Overall, the consensus in the literature is that although the normative framework of Europeanization is structurally embedded into the EU (as a requirement of accession), this does not result in an even and successful process of integration of new member states with established normative perceptions in the EU. Ultimately, there is no consistent standard of behavior for all member states - established and new, so in practice European norms cannot effectively drive EU accession and integration of new members. I believe that this normative uncertainty leaves room for discriminatory policies and practices in established, new, and pending members against vulnerable social groups that are at odds with cherished EU values.

2.1.3 Proximity to Russia and EU Expansion East

The literature maintains the pertinence of the general requirements of the Copenhagen criteria as accession criteria. However, I contend that accession into the EU cannot be predicted solely based on economic and political indicators. One reason for this is because binding European norms are not consistently spread throughout all applicants and members and, thus, cannot singlehandedly guide EU accession of new members. The preceding analysis of the literature also points to the current existence of specific political interests of powerful states that may be embedded in the EU institutions. Looking back to previous accession waves, this idea can be supported by some glaring examples discussed earlier when countries with less than ideal economic and democratic indicators were accepted fairly quickly, whereas others were held back

from accession at economic and/or democratic levels that were deemed satisfactory for accession in earlier accession waves. Therefore, in the following paragraphs I identify an additional object of interests of established member states from political and historical perspective. My analysis looks into alternative explanatory criteria for EU accession of new members, such as the existence of geo-political aspirations towards Russia. Ultimately, I suggest that the traditional perspective is incomplete because geographical proximity to Russia also affects the speed of accession of new members from Eastern Europe.

Gardner (2013) posits that the EU is a club with benefits and they motivate the applicants to go through the difficult accession process. States want to be a part of the EU whenever their utility from membership exceeds the costs. He concludes that Eastern enlargement is more likely driven by strategic political calculations of member states rather than economics alone.

Furthermore, Bevan (2013) maintains that the Copenhagen criteria for accession into the EU were strictly applied towards the former Soviet satellites from Eastern Europe in order to rebuild them. The process of enlargement was mostly tailored for the Central and Eastern Europe in order to preserve democracy in the continent. She also suggests that future accessions may extend to the remaining European regions and eventually Russia. I agree with the proceeding analysis, but think it largely downplays the significance of Russian presence in Eastern Europe as a motivation for EU expansion East. Therefore, I contend that one alternative explanatory criterion that affects the accession timeframe of new members is the existence of strategic geo-political interests of established EU states (who approve the applications) in Eastern Europe. Such a region of significant geo-political interest in the past and present for the Great European powers in Eastern Europe is Russia. It can be reasonably perceived that proximity to Russia, a

country with significant natural resources, but widely perceived as unstable democracy at best, can prove to be a significant influence on decisions for accession of new members into the EU.

In historical perspective, many European powers have been traditionally determined to limit Russian influence in Eastern Europe. During the 19th century, Britain was concerned that Russia may have influence over a large Slavic country on the Balkan Peninsula and, thus, gain access to a port in the Mediterranean Sea. This fear strengthened Britain's formal support for the Ottoman Empire, even though it committed documented atrocities in suppressing the rebellion of the Christian population on its territory. During the 19th century, Russia fought a few wars with Turkey formally motivated to protect that population, but with the genuine intent to gain access to the Mediterranean. These wars weakened the Ottoman Empire and paired with uprisings of the Balkan peoples against the Ottoman oppression in the 19th century, Greece, Serbia, Romania gained their independence from the Ottoman rule, while Russia fought a war with Turkey to liberate Bulgaria. After liberation, all of these formed independent states and British diplomacy and their European allies continued their active policy aimed to limit Russian influence in the area by shaping the state borders in the region to their strategic interests. This approach inevitably triggered the bloody conflicts and political instability that plagued the Balkans almost a century later. Almost half a century later, the Soviet Union openly occupied the countries of Eastern Europe and replaced their governments with Communist ones. These governments existed until the fall of the Soviet regime in the late 20th century, when many of the former impoverished Soviet satellites adopted democracy with the economic and political support from Western Europe. Russian influence was finally pushed away from the Eastern European region, but the contemporary conflict in Ukraine is a powerful remnant of this struggle.

Currently, I contend that geo-political proximity to Russia is still important for established member states because Russia is sliding back into authoritarianism and is also a major exporter of natural gas to the EU. Thus, for example, if accession of a state close to Russia is unpopular on a domestic level, leaders of established EU states can strategically support accession by addressing the possibility of political and economic instability in the region. Consequently, if the state is closer to Russia, the motivation to approve the application over time increases. Ultimately, in relation to interests of established EU member states in expansion eastwards, the literature largely marginalizes this explanation of EU expansion East, but I suggest that proximity to Russia should also be calculated as a determinant for accession in addition to the Copenhagen criteria.

2.1.3.1 Economic Interests of the EU and Proximity to Russia

Fish (2005) examines Russia in relation to Michael Ross' (2001) finding that there is a negative relationship between political openness and natural resources. He examines the three mechanisms that feed this negative relationship - the renter effect (providing popular social services while taxing lightly), the repression effect (maintaining a large repressive apparatuses that would be unaffordable without the natural resource) and the modernization effect (boost of wealth without the necessary socio-economic advances). Fish (2005) examines in depth the mechanisms and establishes that Russia is not a rentier state and there is no evidence for repression effect (there is significant military spending, but the military is not responsible for the internal political control), and there is no evidence of anti-development in Russia (many indicators of social development, industrialization, and culture are present in Russia while absent in other resource export countries). The author demonstrates, however, that in Russia there is a positive relationship between natural resources and corruption. He concludes that in the case of

Russia, corruption weakens elite demand for open politics, thus diminishing the quality of democracy. In the context of EU expansion East, I interpret this as an issue of economic contention between Russia and the EU, because while for the EU economic freedom is related to political openness, in Russia the economic statism that hinders democracy is related to natural resource abundance. Ultimately, there is a significant potential for frictions that stem from the conflicting economic perspectives of the EU and Russia.

In the contemporary context of the complicated EU-Russian relationship, the gas crisis of early 2009 deserves a mention. Russia's strategy for maintaining internal economic stability through international expansion is based on the energy monopoly of gas exports to Europe (Baran 2007). Destabilization and increasing tensions between Moscow and the West appear to be the natural consequences of this behavior, but Russia has no resources to sustain such a conflict environment. Neither economic infrastructure nor the political regime in the country are sufficiently flexible and suitable for long-term handicaps to survival and development. The only possible solution for Russia is tightening of the political regime in the direction of oppressive authoritarianism that at a certain point, however, can backfire against the Kremlin (Fish 2005).

Although this perspective is accurate, I believe it is incomplete. To this I add that at the same time, the EU is concerned that Russia may yet again come to influence the politically and economically weak Eastern European states. Most recently, these fears of Russian economic influence in the region became obvious in the unyielding EU refusal to ratify the South Stream, a gas pipeline that would cross through the Black Sea, Bulgaria, Serbia, Slovenia, and into Austria. The project would have greatly benefited the economies of the Balkans, the poorest European region, but was cancelled officially in 2014 due to Russia's non-compliance with EU energy legislation and the economic sanctions imposed on Russia. That same year, negotiations between

Russia and Turkey for an alternative Turkish stream were publicized that would allow Turkey to resell gas to Europe. Since Turkey is currently not an EU member, it is possible that Turkey may be able to sell gas to Europe at more favorable rates than if the pipes crossed through Bulgaria, an EU member who is a part of the EU energy legislation. In reality, this process inadvertently translated into a heavy economic blow on the poorest EU region, the Balkans.

2.1.3.2 Political Interests of the EU and Proximity to Russia

However, beyond diverging economic interests, Russia and the EU have very different visions for the future of the former Soviet satellites. On the surface, there are certainly differences in quality of democracy and human rights in Russia and the EU, but it is too simplistic to perceive that the EU is the epitome of democratic prosperity and Russia is just a backwards failure. As a postmodern political project, the EU was founded on the principle of interdependence (Keohane and Nye 1977). According to the EU vision, nothing overcomes alienation and conflicts of the past better than the deployment of relations - bilateral and multilateral - based on mutual benefit and mutual dependence. Evidence of this is the EU's continent-wide enlargement project currently expanding towards the East. The EU wants Eastern Europe to be a part of this process along with the rest of Europe. According to the Russian perspective, more political independence of decision-making in Eastern Europe from the West is preferable (Van Ham 2001; Gibler and Sewell 2006). This will alleviate a lot of external EU pressure on Russia when it seeks to implement large-scale regional projects, such as the South-stream pipeline for example. It should not be surprising then that EU's calls for tighter political integration with the former Soviet satellites are met with a dose of suspicion and discontent in Russia. Thus, this review of the literature largely confirms that the fight for political influence over the Balkans and Eastern Europe still rages with full force.

I contend that although accurate, this assessment is lacking, so I add that politically and economically this is dangerous for the Balkans and Eastern Europe who are caught in the cross-fire. On the one hand it leads to slower advancement of pro-European norms and policies towards the former Soviet satellites. Simultaneously, the helplessness of Europe to promote the emancipation and national development of the post-Soviet space in a relatively non-confrontational and non-interventionist way (Light 2008) outlines a difficult, long, and painful transition of Eastern Europe to modern economic development and integration with the values and structures of the democratic world. Therefore, I contend that geo-political proximity to Russia is a powerful factor that delays EU's expansion East.

Overall, my analysis of the literature thus far confirms that, ultimately, there is no consistent standard of behavior for all member states - established and new. Binding European norms are not consistently spread throughout all members and cannot drive EU integration alone. To this I add that the normative uncertainty leaves room for discriminative practices against minorities in established, new, and pending members. EU institutions are set up to promote specific interests by powerful established member states, so expansion East is motivated by this at least in part. Geo-political proximity to Russia is a distinctive motivation for EU's expansion East, since it allows the EU to expand its influence over Eastern Europe in Russia's stead. To this I add that geo-political proximity to Russia is a factor that affects democratization and, thus, EU integration, of Eastern Europe adversely.

3 RELEVANCE OF PRO-DEMOCRATIC DEVELOPMENT FOR EU ACCESSION

Chapter 3 investigates the relevance of the conventional requirements for EU membership, namely pro-democratic development as outlined by the Copenhagen criteria, onto the speed and variability of accession of new members. Here, the analysis is supplemented by a literature review of the prevalent perspectives of the issues that affect the speed of EU integration. The overwhelming consensus in the literature is that implementation of pro-democratic reforms appear to improve EU membership prospects and expedite the process. Consistent with the Copenhagen criteria, the predominant theoretical perception is that attitudes towards democracy and capitalism in candidate states determine EU membership and can reasonably be connected to a smoother and faster accession process (Christin 2005; Cichowski 2000; De Witte 2002; Delsoldato 2002; Fish 2005; Hellman 2004; Plumper, Schneider, and Troegerv 2006; Sylke 2003; Tucker, Pacek, and Berinsky 2002). The literature also links EU expansion to increase in tensions between established and candidate members on expected economic performance in the application process, which in turn changes the rules and complicates accession (De Witte 2002; Gray 2013; Janning 1996; Nello 2002; Plümper and Schneider 2007; Sadeh, Jones, and Verdun 2007; Schimmelfennig 2001; Schneider 2007; Sylke 2003). Finally, some scholars (Kuštepelj 2006; Nello 2002; Rohrschneider and Whitefield 2006; Uvalic 2002) maintain that delays in the application process are caused by the asymmetry of political and economic development in established and new members. Currently, the ongoing economic crisis in Europe hurt Eastern Europe disproportionately, but regardless of the political and social sacrifices, the region maintained its pro-democratic orientation (Connolly 2012; Myant, Drahokoupil and Lesay 2013; Kattel and Raudla 2013; Rae 2013; Popescu 2010; Noutcheva and Bechev 2008). This chapter also investigates whether improvements in the

economic well-being of poorer new member states curbs migration to established member states, which affects the speed of EU integration. The most prevalent theoretical perception is that a strong economy is considered an essential prerequisite to retain skilled labor in the home country, because economic growth in the home country decreases migration (Beine, Docquier and Oden-Defoort 2001; Beine, Docquier, and Hillel 2001; Commander, Kangasniemi, and Winters 2004; Faini 2007; Franck and Owen 2008; Haque and Kim 1995; Miyagiwa 1991; Romero 2007; Stark, Helmenstein and Prskawetz 1997; Wong and Chong 1999). The questions I will answer in this chapter are: Can pro-democratic development alone explain the speed and variability of accession of Eastern European states? Is there evidence that decrease in migration enables smooth new member integration? Can other factors explain the speed of EU integration of new members?

The largest segment of contemporary research explaining new member accession broadly holds that the EU is expanding offers to Eastern Europe to join because they want to advance economic development that can help a) counter the ongoing economic crisis in Europe, b) speed up the economic development of the poorer Eastern bloc, and c) curb economic migration from Eastern Europe.

3.1 Ongoing Economic Crisis in Europe

The ongoing economic crisis in Europe has significant political and economic repercussions for the EU, as it threatened to undo almost half a century of EU integration. The 2008 financial crisis affected the liquidity of banking institutions that could result in bank runs and insolvency for financial institutions worldwide. Even though systemic collapse was avoided, the EU as a whole experienced significant economic slowdown in 2008, as reported by the EU

commission⁹. In order to counter these effects in 2008, the European Economic Recovery Plan (EERP) was launched. The plan aimed to increase demand by bolstering purchasing power, revive the labor markets, and raise confidence in the financial system. Since the EU is only a common currency union and not a fiscal union, it limited the ability of EU leaders and institutions to respond. In result, the crisis escalated and in 2009 the European debt crises hit the EU. During this period, some EU members were unable to pay their government debt or to bail out their indebted banks on their own and called to EU financial entities for help. In 2010 leading European countries created various entities such as the European Stability Mechanism (ESM) to deal with the crisis, while the Central European bank (ECB) helped by providing cheap loans and reduced interest rates in order to sustain the money flow between European banks. As a result, European banks became owners of substantial portion of sovereign debt. Due to these stabilizing measures, Ireland and Portugal were able to complete their bailout plans in 2014, Cyprus completed its bailout in 2016, while Spain never received bailout assistance and is slowly recovering. Greece experienced the most dramatic crisis in 2015, since the state was on the verge of financial default. Greece refused to accept the repayment conditions offered by the ECB, and instead requested that its debt was partially forgiven. In the end, Greece accepted a revised settlement plan which included some debt forgiveness. Overall, the economic crisis also had lasting economic and political implications for the entire Union. For example, unemployment soared to unprecedented levels in the EU. In affected countries like Greece, roughly a third of the population was unemployed in 2013 according to Eurostat data¹⁰.

Connolly (2012) argues that actually the impact of the European economic crisis was felt most severely in Eastern Europe than anywhere else in the Union. Myant, Drahokoupil and

⁹ http://ec.europa.eu/economy_finance/publications/publication15887_en.pdf

¹⁰ <http://ec.europa.eu/eurostat/tgm/table.do?tab=table&init=1&language=en&pcode=tps00066&plugin=1>

Lesay (2013) maintain that the economic crisis was the reason why more attention was paid in the political sphere to how the state spends its money. Just like in many other states, cuts were implemented, but in Eastern and Central Europe these cuts affected negatively already struggling marginal social groups. Nevertheless, Eastern Europe maintained its pro-liberal orientation. For example, even though the economic responses to the crisis varied in the Baltic States, their orientation remained neo-liberal (Kattel and Raudla 2013). However, regardless of the pro-liberal economic orientation of post-Soviet Poland, pro-liberal oriented parties were rarely re-elected in consecutive elections (Rae 2013). The reason for that is because pro-economic austerity policies in already poor states promoted by pro-liberal platforms do not have strong support among the electorate. The crisis affects countries with weaker standing, such as Romania, significantly (Popescu 2010). This effect slows down European integration of new member states because the gap between the practices of pro-European models on local and EU level is wide. Noutcheva and Bechev (2008) maintain that during and after the economic crisis, European conditionality has managed to promote and sustain the political will to implement pro-liberal reforms in Bulgaria and Romania. However, the demand for such reforms within the countries lacks wider popular support. Overall, the prevailing perception is that Eastern Europe paid the heaviest social and political price to maintain its membership standing, yet none of the countries that required bailout assistance from the EU were from Eastern Europe.

Although accurate, I do believe that this view is incomplete and the implications of the crisis in the Eurozone had much deeper negative implications on the EU expansion East. Ultimately, there were three significant political implications from the EU economic crisis that affected the standing of Eastern European members and applicants. First, there was a shift in popular perception among the EU population at large that viewed the repayment option imposed

on Greece as unreasonable and detrimental to the welfare of its people. This popular sentiment and the economic hardships associated with the crisis lead to power shifts in many established and new EU member states. However, the political polemic to help Greece never addressed or acknowledged the fact that many Balkan countries, some of which EU members, already function within similar to Greece's or harsher conditions of economic austerity. In these Balkan countries, this strengthened the perception initially produced by the EU employment ban imposed on new Balkan EU members like Bulgaria and Romania, that they live in the periphery of the EU and are second-grade EU citizens. Second, there was a significant potential for Greece's exit out of the Eurozone and even the EU, should it fail to adhere the repayment conditions offered by the ECB. Undoubtedly, this unprecedented drama demonstrated that good economic performance of EU member states is fundamental for EU membership and overall EU stability. Yet, it is also troubling that the Greek government apparently boosted their financial documents in order to enter the EU and the Eurozone and the EU institutions failed to detect that. This cast a doubt on the capacity of EU institutions to deal effectively with the challenges of integration of new members as well as implanted a reservation among EU citizens that the EU may not be immune to similar occurrences in the future. Finally, since the beginning of the European economic crisis, the EU has accessed only one new member in 2013 - Croatia. Thus, the stalling of EU expansion since the onset of the crisis can undoubtedly be attributed at least partially to economic factors. Since the crisis is still ongoing, its long-term effects on EU integration cannot be conclusively established at this point. However, I maintain that even though the pro-democratic orientation of Eastern Europe was not affected by the crisis, undoubtedly the crisis created obstacles for new member integration and does not seem to drive EU expansion East.

3.2 Slower Economic Development in the Eastern Block and its Impact on EU Accession

The Balkans have exhibited a capacity for economic growth that has the potential to alleviate the economic inequalities that exist in the region. The realization of prominent regional projects concerning transportation and energy is capable of transforming the region into an important and stable regional European economic center. These improvements of regional cooperation will increase the stability in bilateral relations. The implementation of the Regional Cooperation Council and the South-East European Cooperation Process are essential for building stable regional relationships and economic growth. Yet, the economic growth of the region is slow in comparison to the established member states. In addition, while established EU members are some of the least corrupt in the world and are established liberal democracies, some of the new-comers bring in corruption which further slows economic growth and democratization in the region. Undoubtedly, slower economic development in the Eastern Bloc prominently lowers the prospects for EU membership. Currently, the popular attitudes in the established states that oppose accession of new Eastern European members and pushes for unequal membership rights appear to be shaped by these perceptions.

3.2.1 Conventional Wisdom about EU Accession of Eastern Europe

The literature on the Eastern expansion of the EU is dominated by studies seeking to identify the overall expectations of candidates and the motives for established states to approve or reject applicants. Consistent with the Copenhagen criteria, the predominant theoretical consensus is that attitudes towards capitalism and democracy in candidate states increase the chances and are related to faster EU accession (Christin 2005; Cichowski 2000; De Witte 2002; Delsoldato 2002; Fish 2005; Hellman 2004; Plumper, Schneider, and Troegerv 2006; Nissen 2003; Tucker, Pacek, and Berinsky 2002). A less dominant strain of the literature discusses how

lower economic performance of new applicants results in changes of the rules by established members and, thus, delays new member accession (De Witte 2002; Gray 2013; Janning 1996; Nello 2002; Plümper and Schneider 2007; Sadeh, Jones, and Verdun 2007; Schimmelfennig 2001; Schneider 2007; Nissen 2003). Finally, some scholars (Kuštepelj 2006; Nello 2002; Rohrschneider and Whitefield 2006; Uvalic 2002) maintain the asymmetry of political and economic development between established and new members is the reason for delayed accession.

3.2.1.1 Pro-democratic Attitudes in Candidate States Determine EU Membership Timeframe

Overall, the irreversible implementation of reforms that reinforce pro-democratic reforms, meaning that they promote economic development through capitalism and civil liberties is closely related to EU accession, as evident from the Copenhagen criteria. The Copenhagen criteria (established in 1993) specified the exact requirements that must be met in order to join the EU:

“Any European country may apply for membership...Countries wishing to join need to have: 1) stable institutions guaranteeing democracy, the rule of law, human rights and respect for and protection of minorities, 2) functioning market economy and the capacity to cope with competition and market forces in the EU, and the 3) ability to take on and implement effectively the obligations of membership, including adherence to the aims of political, economic and monetary union.”¹¹

Not surprisingly, the overwhelming consensus in the literature is that implementation of pro-democratic reforms appear to improve EU membership prospects and expedite the process. For example, Hellman (1998) links the most advanced economies in Eastern Europe to pro-democratic reforms. In these countries, executives have shorter appointments, governments

¹¹ http://ec.europa.eu/enlargement/policy/conditions-membership/index_en.htm

change often, and have a smooth transition into the EU. A few years later, Cichowski (2000) adds that public support is necessary for obtaining and sustaining EU membership in the countries undergoing democratic transitions. This public support also preserves the pro-democratic reforms implemented in the process and guarantees an easier accession into the EU. Two years later, De Witte (2002) remarks the Eastern European enlargement is perceived as threatening to the institutional capacity of the EU system. Therefore, pro-democratic reforms aligning these institutions in candidate states should be implemented before enlargement. Yet another model examines the attitudes of major transnational parties towards EU enlargement in the East. This analysis draws parallels between their attitudes and the constitutional makeup of the newcomers. Smooth Eastern European integration is linked to the process of permeation of pro-democratic attitudes in the constitutional makeup of the new members (Delsoldato 2002). In the same year, Tucker, Pacek, and Berinsky (2002) confirm that states that have enacted pro-democratic reforms are perceived to be more likely to integrate faster into the EU. The following year, Nissen (2003) indicates that failure to develop a common European identity can impede EU integration. This identity that consists of norms promoting democracy should be promoted by the European political culture. Therefore, shared views of democracy will provide for a smooth EU accession. Two years later, Christin (2005) directly links domestic support for pro-democratic reforms to positive view of EU membership for Central and Eastern European countries. This positive view helps for a faster and effortless accession. Fish (2005) adds that the Freedom House index of democracy at the time of adoption of the constitution determines election of a stronger legislative body or executive. He examines the constitutional types of all formal post-communist countries and establishes that the parliamentary types are overall the highest achievers, whereas the presidential types are the lowest achievers in democratization. Not

surprisingly, the high achievers in democratization from Eastern Europe are quickly accessed to the EU. Finally, Plumper, Schneider, and Troegerv (2006) link the level of pro-democratic attitudes in applicants to decisions of whether to apply for EU membership and assess that unconstrained pro-democratic reforms are an indication for policy support that increases the likelihood of joining the EU.

Overall, this perspective holds that EU accession is driven and accelerated primarily by improvement of political and economic indicators, as suggested by the Copenhagen criteria. Thus, EU's faster expansion into Eastern Europe is a function of shared pro-democratic attitudes of the member and applicant states.

3.2.1.2 Tensions between Established and New Members Change the Rules of Accession

In addition, a smaller portion of the literature also links EU expansion to increase in tensions between established and candidate members on expected economic performance in the phase-in period. These tensions tend to change the rules and complicate the process, indicating that the EU is uncertain or even unwilling at times to proceed without amending the terms of accession for new members. For example, Janning (1996) assesses established members' tensions that arise and slow down the process with simultaneous commitment to widening and deepening of the EU. The author proposes a moderate intergovernmental approach as one of the essential tools of successful EU integration. A few years later, Schimmelfennig (2001) adds that the enlargement to the East is a consequence of the inability of the EU to go back on its expansion rhetoric. Therefore, accession eastwards is complicated because it is a bargaining process between the supporters of the enlargement and the opponents, who possess superior material bargaining resources and fear the burdens of the weaker Eastern European economies. A while later Plümpner and Schneider (2007) also link discrimination of new members of the EU to

distribution conflicts. These distribution conflicts result in a delay in integration of the new members. In the same year Sadeh, Jones, and Verdun (2007) also argue that the realization of the European Union's Economic and Monetary Union (EMU) has illuminated the differences in economic performance of new and established members. The solutions of the tensions associated with delayed EMU integration of some new member states lie in improved rules in decision-making. In addition, Schneider (2007) perceives that complication in the process and tensions between established and new members are due to discriminatory membership. By utilizing a game-theoretical perspective the author argues that these measures are the result of redistribution of enlargement gains from new members to poorly performing established members. Most recently, Gray (2013) argues that the associations of states with emerging markets are essential in calculations for investment risk. Whenever such a state signs a contract with a stable, established state, it is perceived to be stable and vice versa, which significantly complicates and slows of the process of integration because it turns it into a bargaining process driven by strategic interests.

This strand of the literature thus argues EU accession of Eastern European members is subject to different rules and is, therefore, different than prior accession waves. Consequently, in addition to the Copenhagen criteria, accession into the EU is also a function of an effort of the established member states to protect their interests by new rules that complicate the process.

3.2.1.3 Asymmetry in Economic and Political Aspects of Integration Slows Accession

Another portion of the literature examines the effects of the asymmetrical economic and political development in Eastern European and established member states. This appears to be related to differing speed of integration of the new Eastern European member states. For example, Uvalic (2002) assesses the role of sub-regional economic cooperation among the

economies in transition in Central and Eastern Europe. This cooperation occurs due to the varying speed of the EU integration process and serves to strengthen regionalism and regional politics. The effect of sub-regional economic cooperation so far is overall positive, but it also constrains integration. One year later Nello (2003) evaluates the asymmetry between the political and economic aspects of integration of Eastern European states. For the author, the reason for the asymmetry can be found in the fact that, as expected, new member market development is fostered by outward trade and foreign investments, but these do not resolve some of the political questions that affect enlargement. Three years later, Kuštepeli (2006) implies that there is no Kuznets curve in the European Union, which means that the initial economic losses are not mitigated by later gains. This connection between income inequality and economic growth consequently slows the integration of new members. Most recently, Rohrschneider and Whitefield (2006) argue that there is an assumed consensus over the instrumental advantages of economic integration. However, this does not apply to the post-Communist states, even though they are politically ready for the transitions and this ultimately stalls their integration.

This portion of the literature confirms the conventional perception that the general requirements of the Copenhagen criteria are essential for EU membership because: 1) accession into the EU is related to increase of pro-democratic reforms; 2) increase in wealth is linked to smooth EU accession, as the economy is liberalized in order to become competitive in the new environment. Overall, faster and consistent economic development and shared democratic values speed up accession, while the opposite creates frictions between established and candidate members. This analysis also confirms that EU accession is not a simple straight-forward process. I contend that although accurate, the predominant view is incomplete because, as I mentioned earlier, slower pro-democratic development actually motivated the accession of Southern

Europe. However, the same does not apply to the accession of Eastern Europe and the Balkans since, according to the literature, their slower pro-democratic development delayed their accession. This selective application of the Copenhagen criteria is actually indicative of a more guarded approach by established members and changing expectations from newer applicants that cannot be explained entirely by the applicant's pro-democratic development, but rather by additional factors that determine the speed of accession.

3.3 Economic Migrants from Eastern Europe

Up until recently, work for poor new members of the EU was restricted in the established EU countries. However, as of January 1st, 2014 the work ban was lifted for Bulgaria and Romania, and this triggered a wave of fear in established EU member countries from an influx of poor migrants. "Newspapers and politicians fear a wave of immigrants will come to Britain to beg, the unruly young ones will stir up riots, and some will even try to sell babies"¹². The ban that was in place constrained the access to jobs and claims on state benefits, like healthcare or unemployment. Low-skilled laborers from Bulgaria and Romania who worked in established EU member countries such as the UK or Germany were required to obtain work permits up-until the ban lift. With the ban removed, nationals from Bulgaria and Romania are able to work anywhere in the EU, just like any of the citizens of the established members.

Yet, the heightened sense of urgency to address the fear of the influx of migrants from poorer Balkan countries, as portrayed in the media, remains a prominent political problem for established member states. For example, on November 9th, 2015, British PM David Cameron requested reduction of immigration and welfare payments to European immigrants from poorer EU countries, as a condition for UK's future in the EU. After all, migrants from these poor

¹² <http://www.breitbart.com/Big-Peace/2013/12/27/Immigration-fears-spark-political-firestorm-in-UK>

countries, in particular the Balkan countries of Bulgaria and Romania, who were subjected to the lifted work ban are presumably drawn to the wealthier countries because their home states are poor. While immigration may be economically beneficial for established EU states as a cheap labor source, to many the inflow of impoverished migrants who seek better living conditions also presents substantial social and political problems. Poor economic performance in the home country is commonly associated with increased migration, also referred to as “brain drain”. However, stable economic growth associated with market liberalization is a requirement for an EU membership. The European Council is not holding back criticism on members whose economy is performing poorly and that can be grounds for substantial sanctions. However, according to the World Bank dataset¹³, Bulgaria and Romania’s wealth is increasing. Their GDP – per capita (current US dollars) is growing at a slow but steady pace since the overthrow of their communist regimes in 1989.

The literature is dominated by studies seeking to identify the overall cause of migration. The theoretical rationale is that “brain drain” effect is closely related to the economic performance of a country. The predominant perception in the literature maintains that economic growth in the home country decreases migration (Beine, Docquier and Oden-Defoort 2001; Beine, Docquier, and Hillel 2001; Commander, Kangasniemi, and Winters 2004; Faini 2007; Franck and Owen 2008; Haque and Kim 1995; Miyagiwa 1991; Romero 2007; Stark, Helmenstein and Prskawetz 1997; Wong and Chong 1999).

3.3.1 GDP-per Capita and Migration

Scholars have presented various perspectives on how migration is linked to economics since the invention of the term “brain drain” in the 1960s. The most prevalent theoretical

¹³ World bank, Ibid.

perception is that a strong economy is considered an essential prerequisite to retain skilled labor in the home country. One such perspective maintains that in order to maintain a healthy economy, migration rate of skilled workers should not exceed 20 to 30 percent. This view clearly associates increase in economic health with limited migration. (Beine, Docquier, and Oden-Defoort 2011). Another perspective examines the benefits of the “brain drain effect”¹⁴ that links increased levels of investment to higher returns of laborers from abroad. This model connects the increase of wealth to decrease in migration by using cross-section data for 37 developing countries (Beine, Docquier, and Rapoport 2001). The economic capacity of the state to employ skilled labor is a determining factor in individuals’ choice whether to stay or migrate. Consequently, the performance of the economy has a direct impact on the retention of skilled labor (Franck and Owen 2008). Wealthy countries attract scarce skilled labor from poor countries. This effect is costly to poor countries because of the high price they pay to finance the education of the skilled workers and the subsequent loss of this investment. In turn, generation of wealth is associated with the retention of skilled workers (Commander, Kangasniemi, and Winters 2004). Yet another model examines the notion that skilled labor migration will remit more funds to their home economy. By using Docquier and Marfouk’s (2004) data set, Riccardo (2007) establishes an empirical equation of remittance as a measure of “brain drain”. This evidences that highly skilled laborers actually have a smaller propensity to remit and this finding dispels the notion of a positive effect of migration on wealth (Riccardo 2007). In another study, an endogenous growth model demonstrates that reduction of income and economic growth in the home country causes an increase of migration to wealthier countries. The home country may attempt to correct this by subsidizing low-skilled level education, since the more educated labor

¹⁴ Beine, Michel, Frédéric Docquier, and Hillel Rapoport. "Brain drain and economic growth: theory and evidence." *Journal of development economics* 64, no. 1 (2001): 275-289.

force is likely to migrate. This can lead to permanent damage to the home economy since it limits its output capacity for the long term (Haque and Kim 1995). Migration of skilled labor hurts the labor force and output capability in the source country, regardless of whether the non-migrants chose to stay or migrate. Again, this issue can be corrected through scale economies in advanced education, since the brightest continue to migrate. Overall, retention of skilled labor is closely connected to wealth in the home country (Miyagiwa 1991). Romero (2007) directly links the “brain drain” effect to decrease in per-capita income in the source country. The reason for that is that when the economy is down, all highly skilled labor will attempt to migrate according to a heterogeneous agents’ model. Therefore, the increase in per-capita income is a must-have for retention of skilled labor. Stark, Helmenstein and Prskawetz (1997) examine the effect of accumulation of unskilled human capital in source countries, as skilled labor migrates to higher-paying employment abroad. Higher paying jobs as a function of a healthy economy are an essential means of retention of skilled labor in the source country. Wong and Chong (1999) evaluate the effect of the economy on migration by constructing a two-sector overlapping-generations model of endogenous growth. The model establishes that economic growth restrains migration from the source country. Stark, Oded, and Wang (2002) directly link decrease in wealth to increase in migration. A well-controlled migration policy can be enacted to improve economic welfare, thus linking wealth and retention of migrants in the source country.

A smaller segment of the literature (Lundborg 2006; Mountford 1997; Peng 2009; Stark and Wang 2002; Vidal 1998) argues that economic growth has multi-dimensional effects on migration from the home country. For example, Lundborg (2006) argues that although migration is associated with decreased welfare of the source country, it has a positive effect on globalization. Mountford (1997) assesses average productivity and income as a positive function

of human capital in the economy, so therefore retention of migrants is related to wealth. However, increased productivity of the economy is associated with temporary migration, while a decrease in productivity is linked to permanent migration. Therefore, economic productivity is related to the time-frame of migration. Peng (2009) links depletion of production resources of the source country to “brain drain”. However, migration can also reduce rent-seeking activities, thus mitigating the effects of wealth reduction to an extent. Vidal (1998) links migration to an incentive to invest in human capital generation in the source country. If the demand is high enough, this can potentially stimulate a declining economy.

As evident in the World Bank dataset¹⁵, the economies of the Balkan states are growing consistently, granted at a slower pace than their established EU counterparts. Since the preceding paragraphs reveal that as the economic conditions in the Balkan countries are improving, according to the literature the migration trends towards the established member states should decrease over time. Ultimately, this indicates the fears from growing migration trends from poorer European countries, such as the Balkans, are not empirically substantiated in the long run, as the Balkan economies are improving. However, the accession of the poorer Eastern European states remains a question of popular discontent and can be politically dangerous for political leaders in established member states who support it. Regardless of the risks of tangible political losses, EU expansion towards Eastern Europe is still ongoing.

The preceding analysis of the economic considerations for EU expansion East outlines that the ongoing economic crisis slows EU accession and integration of new members. In essence, strong pro-democratic reforms are a must-have for successful accession, regardless of the social and political price paid by new members. The literature confirms that EU candidates

¹⁵ World Bank, *Ibid.*

must adhere to the requirements of the Copenhagen criteria for successful accession, but I add that the Copenhagen criteria appear to be applied more strictly to Eastern European and Balkan applicants. Even though economic development curbs migration to established member states, new member states and candidates are under strict scrutiny by established member states, which complicates new member accession.

4 STRUCTURAL CONSIDERATIONS FOR EU EXPANSION EAST

Chapter 4 evaluates the structural considerations for expansion East. This chapter is aimed to establish if there are additional factors from structural perspective that motivate when and how fast new members join. The prevailing perspectives discussed in structural strand of the literature suggest that the EU is expanding offers to Eastern Europe to join since the established member states want to rebuild and improve the region because they perceive it as weak and volatile and EU institutions can be utilized as powerful agents of pro-democratic political and economic changes in the region. According to the literature, the Balkans emerge as a negative self-image of Europeans that they would like to remove from their own history and cultural narrative. This negative image is incompatible with the European one because of its perceived political and social backwardness. This biased image is incorrect and affects negatively EU integration of the countries from the region (Wolff 1996; Todorova 1997). Some researchers (Huntington 1996; Radu 1998) maintain that this backwardness is partially due to the fact that Orthodox Christianity impedes western-style democratization in the region. In reality, despite the differences in opinion and trials faced by all, economic development and stability of the relations between the countries in the Balkans were dominant in the twenty-first century and established the Balkans as a region of peace (Tsatchevski 2008). Therefore, there is nothing war-prone or different in the processes that occurred in the Balkans, when compared to their established member EU counterparts. These political changes are irreversible, as many of Balkan states have applied or joined the EU and NATO. In addition, EU institutions were successfully able to produce linkage with Western Europe by guaranteeing security to Eastern Europe (Gibler and Wolford 2006; Gibler and Sewell 2006). However, EU institutional effectiveness of promoting leverage of the West cannot be adequately assessed from the stance of its new members or

applicants on international political issues, since differences in opinion obviously exist (Tsatchevski 2008). Thus, the ability of EU institutions to influence the region in conflict resolution cannot be fully established. Analysis of the literature casts a doubt on the success of EU institutions' ability to follow through with the economic reforms and policies which they championed and promoted to the newest members from Eastern Europe. These are strong indicators that EU institutions were not fully successful in eliminating extractive and promoting inclusive economic models and lowering income inequality in Eastern Europe. Throughout Eastern Europe, the "red bourgeoisie" deliberately transformed transitional and uncertain state assets to their own legalized heritage through a legal process supervised by EU institutions (Atanasov 2014). Also, currently all Eastern European members exhibit substantial income inequality when compared to their Western European counterparts, although some who delayed reforms have more pronounced income inequality than others (Hellman 1998). The questions examined here include: Why is the Balkan region perceived as weak and volatile? Are EU institutions effective agents of pro-democratic political and economic changes in the region?

The prevailing perspectives discussed in this strand of the literature suggest that the EU is expanding offers to Eastern Europe to join since the established member states want to rebuild and improve the region because a) they perceive it as weak and volatile and b) EU institutions can be utilized as powerful agents of pro-democratic political and economic changes in the region.

4.1 Concerns of Established Member States that the Balkan Region is Weak and Volatile

As noted in the preceding paragraphs, the region of the Balkans has historically been of interest to the Great European Powers from the West and East (Russia), since they all want influence in the area due to its strategic location. However, EU expansion process into Eastern

Europe is also motivated by the perceived “otherness” of the region that “needs to be Europeanized” (Kuus 2004). While the region is popularly perceived in the West as a backwards region that is unsuitable for liberal democracy, plagued by conflict and ethnic intolerance, there is evidence that this may be the result of the continued struggle from East and West for influence in the region. To “balkanize”¹⁶ has come to mean “to break up (as a region or group) into smaller and often hostile units”. The Balkans have been and still are popularly perceived within the established EU member states as a perfect breeding environment for internal or external (i.e. Russian) authoritarian influences, ethnic intolerance, and poverty. However, the perception that the Balkans are a backward, war-prone region are inaccurate and unsupported by the most recent political developments in the region, as obviated by the review of the relevant literature in the following paragraphs.

4.1.1 *Balkanization*

“Balkanization” is a term which was derived from the history of the region and reflects the fragmentation into small particles and the perceived deep-seeded hatred between these small particles. As Yugoslavia began to fall apart, the Balkan region became a hotspot of global attention and concern because of the bloody conflict that unfolded there. Ultimately, these events strengthened and solidified the popular perception that the Balkans are weak and volatile. However, the process that constructed the region as such in Europe’s imagination started long before then. Wolff (1996) suggested that the negative image of Eastern Europe was invented by the eighteenth century philosophers during the Enlightenment. This was a Paris-centric view that aimed to present Western Europe as more stable and progressive against the backdrop of the weak and backwards Eastern Europe. Todorova (1997) investigated the origin of the modern

¹⁶ <http://www.merriam-webster.com/dictionary/balkanization>

perception of the Balkans as a place of hatred, violence, and disorder. This image was tracked from the idyllic perception of the Balkans that prevailed in the eighteenth century to the bitterness of the fact the WWI started in the Balkans. The author addressed some controversial claims, such as the one made by Robert Kaplan that Hitler adopted the idea of Nazism from the Balkans that were the breeding grounds of ethnic conflicts. Therefore, the corrupting Balkan influence spread all the way to Vienna. While the book recognized the influence of the Balkans on the West, Todorova (1997) notes that this presence is felt because the Great Powers are greatly responsible for carving the region in the nineteenth century not along ethnic or cultural lines but along lines that were preferable for their own political needs.

Overall, the Balkans emerge as a negative self-image of Europeans that they would like to remove from their own history and cultural narrative. This negative image is incompatible with the European one because of its perceived political and social backwardness. In contemporary context based on the preceding analysis, I think that this assessment is incomplete on its own. To this I have to add that much of the popular discontent in established member states towards poor migrants from the Balkans as well as the unequal membership rights granted to Bulgaria and Romania can potentially be connected with this persistent negative image of “balkanism” within the Western-European psyche. Thus, this constructed negative image of the Balkans negatively affects accession and integration of new members from the region.

4.1.2 Eastern Orthodox Christianity

Some of the literature links the popular perception of Eastern European backwardness by examining the relationship between religious beliefs in the region and democratization. For example while Weber (1904) suggested that Protestantism practiced primarily in Western Europe singlehandedly created liberal democracy, Huntington (1996) concurs and adds that Eastern

Orthodox Christianity practiced primarily in Eastern Europe and Islam practiced by parts of the region slow down democratization. The reason for that is because Protestantism was able to separate church and state, which is not acceptable in Eastern Orthodox or Islam. Radu (1998) agrees that the Eastern Orthodox Church does not contribute to the promotion of democracy in Eastern Europe, but rather hinders it by promoting nationalism. Prodromou (1996) suggests that this is a cultural image of Europe that is drawn in such a way to represent the West as modern and Eastern Europe as backwards, where Eastern Orthodox Christianity is presented as Eastern Europe's essential characteristic. Huntington (1996) also suggested that the Orthodox world, a geographical region including Russia, Eastern Europe, and the Balkans that practices Eastern Orthodox Christianity, is not a part of the Western civilization, which includes Western and Central Europe, the United States, and Canada. Although he admits the obvious cultural links between Eastern and Western Europe, he argues that the Orthodox World can self-determine as a separate civilization from the Western civilization altogether. This will be an issue of immense importance for the region in the future and maintains the greatest civilization clash will be between Islam and non-Islam civilizations. For Huntington (1996) the biggest clash between civilizations is the clash between Islam and Christianity, a conflict based on theological and historical reasons. Theologically, both religions claim that they are the only acceptable and correct one and deny all others and have the mission to convert non-believers. Historically, the bloody Ottoman conquest of Europe that passed through the Christian Orthodox Eastern Europe was stopped by Western Europe. Ultimately, I believe that this perception is incorrect, for one because Orthodox Christianity is not the main characteristic of the region and also because Orthodox Christianity is no more or less conservative than Protestantism. Also, none of the Great Powers that practice Protestantism were under Ottoman siege and rule, while the Balkans that

practice Eastern Orthodox Christianity were for five hundred years. The Ottoman rule, which obliterated the existence of pre-existing statehood in the region, undoubtedly prevented the development of strong institutions that produce and support healthy liberal democracies in the Balkan states. Instead of Orthodox Christianity, I believe Russian political influence in the region is at odds with EU's one and the resulting friction slows down the expansion of democracy in the region.

4.1.3 Conflicts in the Balkans

Currently, there is a stability in relations amongst the Balkan countries, regardless of the problems and tests faced by all. Democratization of the region, evident in the membership in the EU and NATO of some Balkan states and active participation in the international arena rule out the possibility that the countries in the region will ever resolve to warfare in their relations. Kosovo was the last hurdle in the new reality of peace in the Balkans and has marked the end of military confrontation between neighbors.

Tsatchevski (2008) maintains that economic development and stability in relations between the countries in the Balkans were dominant in the twenty-first century and established the Balkans as a region of peace. The region has also made tremendous strides towards Euro-Atlantic and EU cooperation, so currently much of the territory and people of the Balkan region are now a part of the European Union. The same is relevant NATO membership, and while Greece and Turkey have been NATO members since 1952, Bulgaria and Romania joined NATO in 2008, and Albania and Croatia became full members by 2009. All of this is evidence of the undeniable positive political changes in the region in recent decades.

The most recent political challenges in the Balkans include the status of Kosovo, the naming dispute between Macedonia and Greece, the separatist aspirations of ethnic Albanians in

Southern Serbia, and the ethnic fragmentation in Bosnia and Herzegovina and Macedonia. The greatest test to internal stability in the region was the declaration of independence of Kosovo in 2008. The independence was declared in discord with UN Security Council's Resolution 1244, but was recognized by a number of states in the Balkans and the international community. Serbia has showed resolution to maintain peace by accepting new realities that cannot be changed by the Serbian people who live in Kosovo as well as by the Serbian government. Nevertheless, in response to Albanian separatism, the Serbs in Kosovo may resolve to separate as well, thus further charging the situation. Currently Serbia does not recognize Kosovo's independence and is not ready to do so in the foreseeable future. All of these incidents, however, will not impede the overall peaceful intra-regional relations in the Balkans.

From the preceding analysis, the Balkans have moved away from armed conflict into an age of peace that shows that the region has undergone tremendous political changes in a similar fashion to the changes that occurred in Western Europe after WWI and WWII. Therefore, I agree with this strand of the literature that maintains that there is nothing war-prone or different in the processes that as occurred in the Balkans, when compared to their established member EU counterparts. These political changes are irreversible, as many of Balkan states have applied or joined the EU and NATO. Ultimately, I disagree with the strands of the literature that present the Balkans as backwards and add that the reason for the lagging democratic development of the region cannot be attributed to culture or religion, but is rather caused by geo-political conditions.

4.2 EU Institutions' Ability to Influence Eastern Europe

Accession of new members from Eastern Europe into the Union is possible only through good governance, effective institutions, and quality democracy. Good governance creates effective institutions. These institutions produce quality democracy. Established member states

want a democratic sub-continent that will support expansion towards Eastern Europe. Next, I evaluate the literature in order to establish whether EU institutions have the real power to impact the quality of democracy in Eastern European and Balkan members in order to support EU expansion.

4.2.1 EU Institutions and Pro-Democratic Political Changes in Eastern Europe

Most broadly, EU institutions can promote pro-democratic political changes by providing leverage and linkage with West (Levitsky and Way 2010). First, I examine how EU institutions promote linkage and leverage with the West with the newest members in Eastern Europe. In particular, I examine the role of EU policies and initiatives in promoting Western 1) linkage by guaranteeing security and 2) leverage through conditionality in Eastern Europe, since those are the two main issue areas that enabled Western presence and cooperation in the region.

4.2.1.1 EU and Security of Eastern Europe

Gibler and Wolford (2006) maintain that peaceful borders are an essential precondition for the consolidation of democracy. Therefore, countries sign defense pacts with their neighbors in order to reduce their militarization and the possibility of being drawn into a military conflict while democratizing. Immediately after the Cold War, the Baltic States formed an alliance with the WEU. This increased the perception that these former Soviet Republics will be protected from external threats and demonstrated that they wanted close political ties with the West. NATO significantly contributed to reducing the threats for the Baltic States by actively pushing for withdrawal of Russian troops from their borders and became the guarantor of security in the area until they became full EU members. The role of NATO was less obvious in Moldova, Belarus, and Ukraine, and these post-communist states only partially democratized and are currently not a part of the EU (Gibler and Sewell 2006). The EU played an indirect coercive role

in the removal of Russian troops from the Baltic States. The Baltic States as well as other former Soviet satellite states were invited as associated members in the EU. The same later applied to other parts of Eastern Europe. Although no security guarantee was formally given to them, security assistance from the West was expected. Russia expressed dislike of the fact that its former republics and satellites were joining NATO, but did not appear to oppose their accession into WEU, so EU expansion could mean indirect access of NATO to these regions. The combination of NATO and EU magnified the effect of security in the area and allowed for consolidation and democratization in the region and currently significant portion of Eastern Europe is a part of the EU. The increased level of security associated with EU expansion in the area provided zones of security and enabled democratic consolidation in the region. Therefore, EU institutions were successfully able to produce linkage with the West in Eastern Europe, although NATO undoubtedly was instrumental in the process.

4.2.1.2 EU Conditionality and Disagreement Resolution

In the last twenty-five years, the post-authoritarian states in Eastern Europe have made tremendous strides towards Euro-Atlantic and EU cooperation. Following the Baltic and central-European states, Bulgaria, Romania, and Croatia were also accepted into the EU and currently most of the territory in the Balkan region is a part of the European Union. EU institutions are formally committed to accept the new additions to the Union immediately after they meet the requirements for membership, and the same process is followed when joining NATO. Levitsky and Way's (2010) contend that in Eastern Europe there is high Western linkage and leverage that lead to the spread of democracy in the region. I believe that this is not entirely correct because while the EU was clearly successful in providing linkage through security for Eastern Europe, the same cannot be said for EU's approach to conflict resolution through conditionality in the

region. For example, Kosovo's declaration of independence in 2008 caused tensions in the region, since the Balkan EU members offered conflicting reactions that matched the divided popular perceptions on the issue in the region (Tsatchevski 2008). However, the majority of the established members of the EU recognized Kosovo's independence. A few years later, the reaction to the fragmentation of Ukraine across the EU was entirely different, even though the Crimean separatists explicitly justified their actions with Kosovo's declaration of independence. Not surprisingly, EU members including the new additions from the Balkans condemned the events in Ukraine and Russia's intervention. After all, Kosovo declared independence after years of human rights abuse by Serbia and as part of the final dissolution of the former Yugoslavia, while Ukraine was fragmented because of Russian invasion. Never-the-less, some new member applicants from the Balkans were more cautious in their official position on the issue and only voiced support for the territorial integrity of Ukraine. Throughout all of this, the EU has demonstrated resolve to find solutions to the local problems through conditionality, since various EU membership benefits and membership itself are tied to maintaining and projecting peaceful relations. These subtle differences in official position of the member states and new member candidates in the region are significant because regardless of EU conditionality in conflict resolution in the region, differences of opinion obviously exist. Therefore, it is unclear whether European institutions have gained a firm foothold in the region through conditionality in conflict resolution at this time.

Ultimately, based on the preceding I ascertain that EU institutional effectiveness of promoting leverage with the West cannot be adequately assessed from the stance of its new members or applicants on international political issues. Thus, the ability of EU institutions to influence the region in conflict resolution cannot be fully established.

4.2.2 EU Institutions and Economic Changes in Eastern Europe

Since the fall of the Berlin Wall, EU institutions have been dedicated to reforming the communist model in the post-authoritarian economies into an inclusive one, compatible with a free market environment. Acemoglu and Robinson (2012) perceive that democracy is sustained when the elites give access to power to the opposition, otherwise elites make choices that generate poverty on purpose, so politics are crucial in explaining inequality. Therefore, it is reasonable to expect that EU institutions will promote democracy through enabling 1) democratic access to power and resources and 2) policies that curb economic inequality in Eastern Europe. Regardless of the strong formal resolve of EU institutions to reform the economic structure of Eastern Europe, these policies and initiatives produced superficial results because the process effectively 1) legally transferred power and resources in the hands of the former communist elites and 2) generated significant income inequality during and after the transition to democracy.

4.2.2.1 The Red Bourgeoisie

The fall of the Berlin wall in 1989 was an unprecedented possibility for the former Soviet satellites to join the EU. The EU offered a great possibility for economic prosperity by promoting free markets and common currency, which would guarantee economic stability so desperately needed in the poor post-authoritarian states. Through various policies, promises, and initiatives EU institutions openly supported the transformation of the economies of new members by providing subsidies and promising access to new markets. However, in Eastern Europe, the transition process brought disenchantment with the ideal of the free markets, since during the process former communist nomenclature became the new capitalists. They disproportionately enriched themselves by misappropriating national assets, to whom the mass of the population

had no access. The transition to the free market economy allowed the communist nomenclature to cash in their political power and EU institutions still granted membership to these states, largely overlooking the corruption that they brought in. Throughout Eastern Europe, the "red bourgeoisie" deliberately transformed transitional and uncertain state assets to their own legalized heritage through a legal process supervised by EU institutions (Atanasov 2014). This took place in the vacuum of lawlessness and was committed by the former communist nomenclature who remained in power after the transition. Today, even though the significant part of Eastern Europe is a part of the EU, the red bourgeoisie still has a firm grip on the nationalized wealth. Thus, EU institutions' efforts to promote inclusive economic structures through denationalization of assets in the former communist states actually helped legally transfer them in the hands of the former leaders of the extractive regimes. This process prevented the opposition from equal access to economic resources and stalled the efforts to fully transform the economic models of Eastern Europe into inclusive ones.

4.2.2.2 Economic Inequality

After the Cold War, the EU institutions have been actively working to help the new members transform their economic models from extractive to inclusive ones. However, EU member states struggle with economic inequality which is an indication that the reforms promoted by EU institutions in the region were not entirely successful. Hellman (1998) links economic inequality that is so prevalent in Eastern Europe to the superficial implementation of economic reforms. There are instances in Eastern Europe, when governments were taken down for implementing too drastic reforms or because the population at large valued more moderate reforms. However, these instances did not discourage Eastern European states to reform the economic system as a whole, as discussed at length in the preceding pages. Partial reforms are

also associated with significant social cost, but there is a higher potential for profit for powerful elites in areas that are still controlled by the state. These elites, or the “red bourgeoisie”, exploited partial reforms to their advantage and created economic inequality in Eastern Europe. Therefore, states with less economic reform exhibit more economic inequality, while states that implemented the economic reforms promoted by EU institutions successfully exhibit less economic inequality. Never-the-less, currently all Eastern European members exhibit substantial income inequality when compared to their Western European counterparts, although some have more pronounced income inequality than others (Hellman 1998).

The preceding analysis casts a doubt on the success of EU institutions’ ability to follow through with the economic reforms and policies which they championed and promoted to the newest members from Eastern Europe. These are strong indicators that EU institutions were not fully successful in eliminating extractive and promoting inclusive economic models and lowering income inequality in Eastern Europe.

Overall, the preceding analysis demonstrates that as a part of EU’s structure, EU institutions are active agents of democratization of Eastern Europe. However, I maintain that the EU on its own is not a consistent source of leverage in Eastern Europe, although it is a source of linkage. In addition, EU institutions failed to effectively transform the political and economic structures of Eastern Europe. Due to their limitations, I maintain that at this time EU institutions lack real power to affect the quality of democracy in the new post-authoritarian member states from Eastern Europe. Also, the literature contends that the negative image of the Balkans in the Western psyche as weak, volatile, and backwards is incorrect and adversely affects the process of EU integration of the region. In addition, I maintain that the popular idea that the region is not a fertile ground for liberal democracy because of its predominant religious beliefs is not accurate.

Instead, as mentioned before, the increased Russian political influence is at odds with EU's influence in the region, and thus hinders the spread of liberal-style democracy in Eastern Europe.

5 THEORY OF EU ACCESSION

The conventional perception in the literature is that consistent pro-democratic development is associated with a speedy EU accession. If the conventional wisdom is true, then we can expect to see a reverse relationship between GDP (current US dollars) and polity average per wave when compared to accession speed. In other words, the higher the GDP (current US dollars) and polity averages for the entire application period per wave, the faster the accession. However, Figures 4.2.1 and 4.2.2 that capture the actual data for wealth and democratic performance and the respective accession speed per wave reflect a very different story. The figures show that waves with very similar GDP (current US dollars) and polity averages (for the entire application period) have very diverse and seemingly widely varying accession timeframes. For example, referring to Figure 4.2.1 below, Wave 3, Wave 6, and Pending have virtually the same GDP (current US dollars) for the entire application period, but the wide variance of their accession times is visually obvious. Also, referring to Figure 4.2.2 below, Wave 3, Wave 6, and Pending have very similar polity averages for the entire application period, but the wide variance of their accession times again is visually obvious.

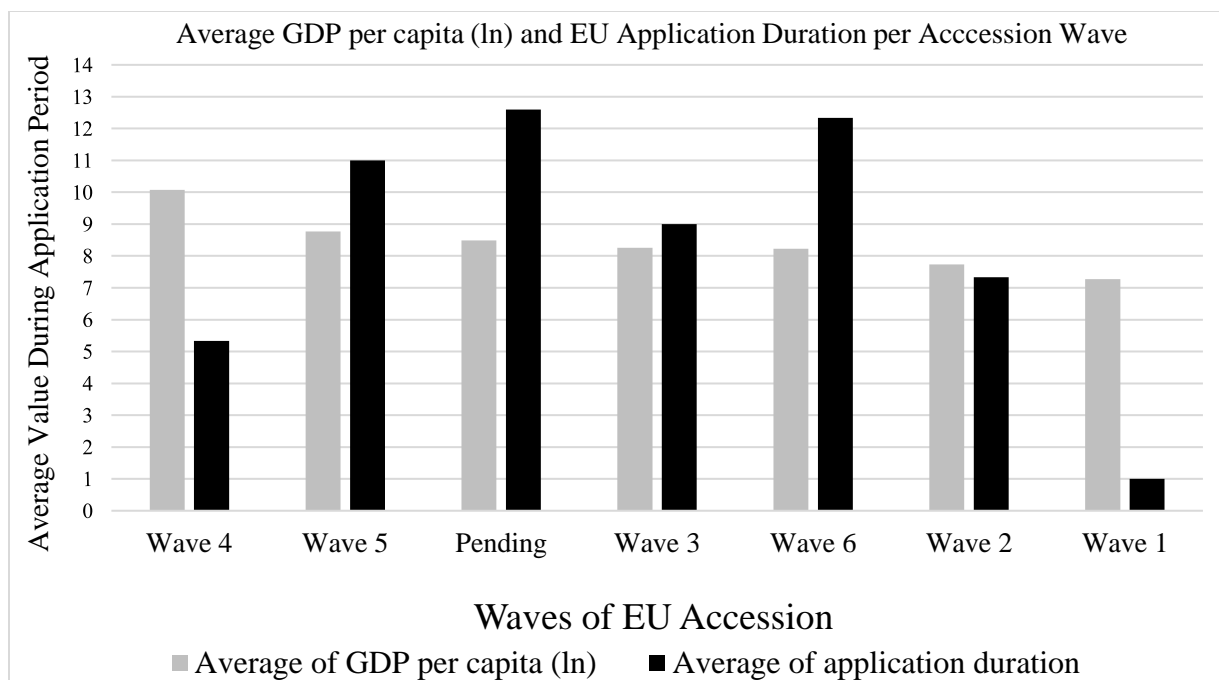


Figure 4.2.1 Average GDP per capita (ln) and EU Application Duration per Accession Wave

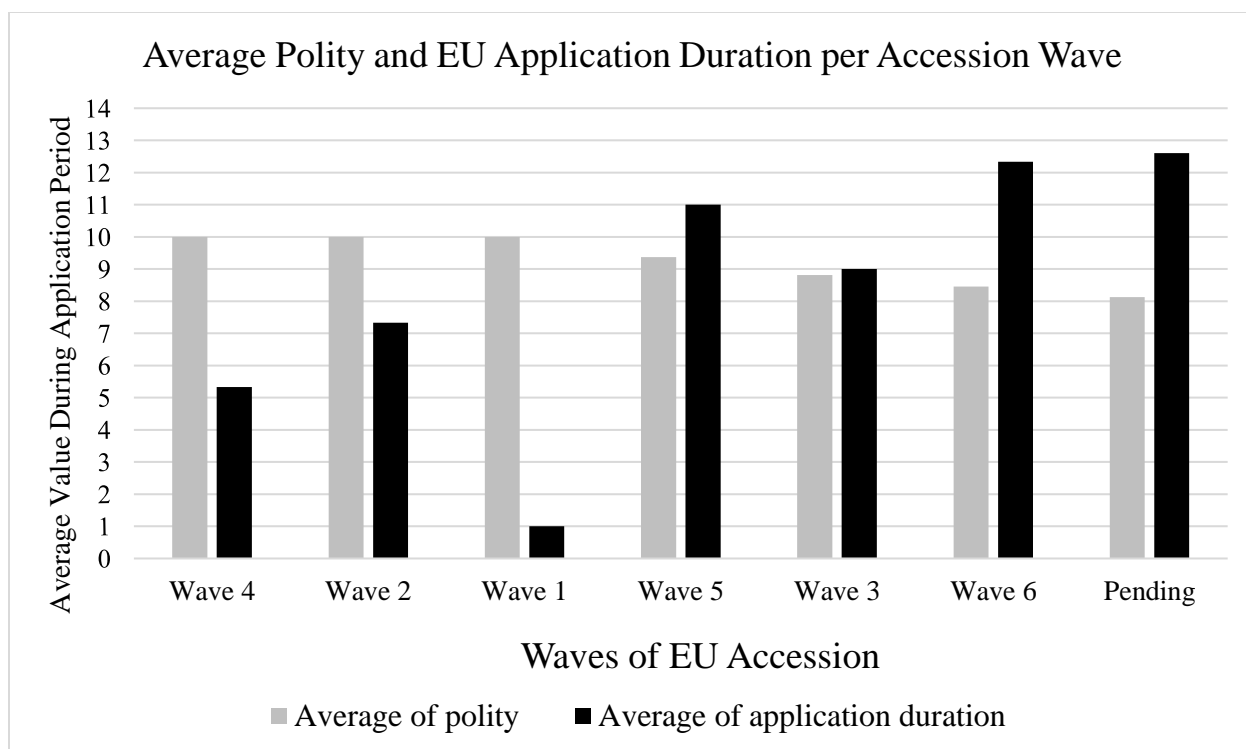


Figure 4.2.2 Average Polity and EU Application Duration per Accession Wave

5.1 Theory: Additional Factors that Explain EU Accession

Contrary to the conventional perception, I contend that consistent pro-democratic performance does not adequately explain the accession timeframe of new member states. Instead, other political considerations of established member states who approve the new member applications explain accession speed better. The literature discussed in the previous chapters, contends that factors such as Eastern Orthodox Christianity (practiced in Russia – the main bastion of Eastern Orthodox Christianity, Eastern Europe, and the Balkans), Islam, income inequality, and conflict slow down democratization. Keeping in mind that all of these factors exist at higher levels in Eastern Europe than in the rest of Europe, I think they need to be adjusted to better reflect political and demographic realities in the region. Therefore, I argue that established EU member states slow down accession of Eastern European members because they believe that they are not suitable for a western-style liberal democracy due to the presence of factors such as main-stream pro-Russian political support in the region, high concentration of Muslim and Roma minorities, and the occurrence of conflict during the existence of the EU that slow down democratization. As discussed in the preceding chapters, I contend that pro-Russian political support in the region that is defined by conservatism, nationalism, and statism is an adverse influence on Eastern European participation in the EU and democratization as a whole. Muslim and Roma minorities are subjected to discrimination and exclusionist practices that affect democratic processes in the region negatively because those minorities cannot integrate in society. Unless effectively resolved, armed conflict impedes the process of democratic consolidation. Ultimately, this means that the additional determinants of critical importance for EU accession speed are the specific geography and ethnicity of the states that apply for membership. In order to support that, I will look in depth into various accession waves, with a

focus on Eastern Europe and the Balkans (since they were subjected to the slowest accession process) in particular in order to establish what differentiates the various waves.

5.1.1 Support for Russia in Europe

The first thing that jumps out when evaluating EU's enlargement is that the various waves represent different geographic regions – e.g. Southern Europe (Wave 3), East-Central Europe (Wave 5), East-Central Balkans (Wave 6), West Balkans (pending and potential members), so I will assess if the particular history and location of the geographic region in each wave affects accession speed. The preceding analysis of the literature points to the existence of specific political interests of powerful states that may be embedded in the EU institutions and contends that Western Europe has long been interested in extending the borders of the Union closer to Russia for strategic reasons. Ultimately, geo-political proximity to Russia is still important for established member states for political reasons, since Russia is sliding back into authoritarianism on the doorstep of the EU, as well as economic ones, since Russia is a major exporter of natural gas to the EU (Bevan 2013; Fish 2005; Baran 2007; Van Ham 2001; Gibler and Sewell 2006; Light 2008). Thus, geo-political proximity to Russia is a distinctive motivation for EU's expansion east, since it allows the EU to expand its influence over Eastern Europe in Russia's stead.

Before the fall of the Berlin wall, Russia had solid political and economic allies in the face of the countries in the Warsaw Pact. Once the Warsaw pact fell apart, Russia itself became vulnerable and isolated in the international community. A look at Figure 5.1.1 that examines the relationship between proximity to Russia (measured in distance from Moscow to the respective states' capital) and accession timeframe indicates that at least for Eastern Europe, closer proximity to Russia is related to longer accession timeframe. Based on the preceding analysis, it

can reasonably be conceived that closer proximity to Russia is a source of anxiety for established member states. The source of that anxiety is the close political relationship/bond that still exists between Russia and some of the European states geographically close to it, particularly in the Balkans. For example, since the fall of the Berlin wall the Baltic States, Hungary, and Poland have formally exhibited concerns of Russian influence, whereas in countries like Bulgaria, Serbia, and Macedonia pro-Russian sentiments are common and openly expressed even on political level. In particular, Bulgaria, Serbia, and Macedonia have nationalist parties that closely affiliate with Russia and pro-Russian policy. Therefore, I plan on examining the size and support of pro-Russian parties in Eastern Europe by wave in relation to accession timeframe.

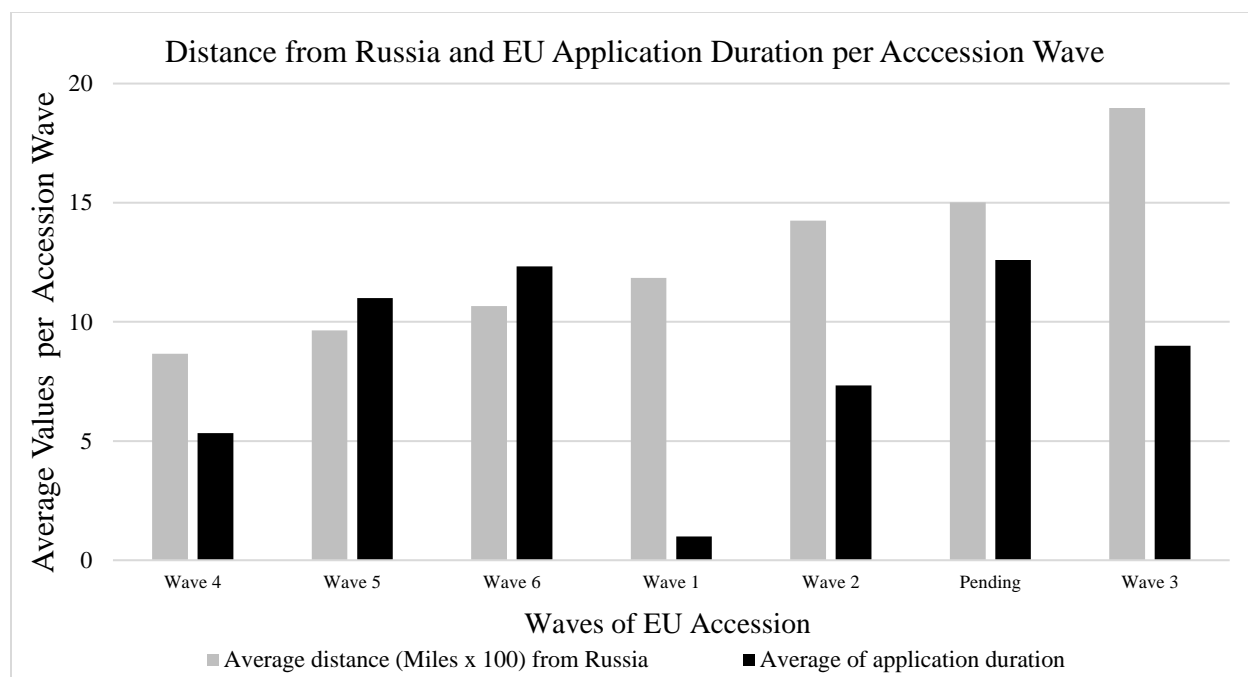


Figure 5.1.1 Distance from Moscow and EU Application Duration

5.1.1.1 Left and Right Wing Support for Russia in Europe

The mainstream left wing support for Russia across Eastern Europe dates back to the beginning of the Soviet rule after WWII. During that time the only party affiliation that was allowed in Eastern Europe by the Kremlin's powerful political machine was the Communist one. After the fall of the Berlin Wall and with the ease of the Soviet grip in the region, this support naturally faded away in Central Europe and the Baltic states. However, in the Balkan states like Serbia and Bulgaria who share significant historical and cultural links with Russia, left wing support for Russia is still rather pronounced, especially among the elderly part of the population. Currently in southern Europe, contemporary far-left parties of Syriza in Greece and Spain's Podemos, who recently lead in the polls, openly express support for Putin and oppose the western sanctions against Russia.

However, as of late Russia has also exhibited increased interest in the right-wing oriented Eastern European parties, a tendency that started around 2010. In Eastern Europe right-wing parties began to gain mainstream popularity after the onset of the global economic crisis that, as mentioned in the literature review in the preceding chapters, disproportionately affected Eastern Europe. This was an opportune time for Russia to court the political parties in Eastern Europe that promote populist Eurosceptic and nationalist views. Even though Euroscepticism or nationalism does not automatically translate into pro-Russian support, Russia's financial and political support for some key anti-EU establishment parties in Eastern Europe gave fruit in growing pro-Russian political support. Russia achieved this by carefully exploiting their electorates' disillusionment with democracy that in Eastern Europe came at the price of a weaker economic position in the Union, significant income inequality, and perpetual corruption. This opened the possibility for a more favorable image of Russia in the region – a Russia that can

bring lucrative gas projects and local business development, promises of national unity, and less “foreign” rules and norms to follow. This propaganda helped Russia’s image, so it may be perceived once again as a viable counterpoint to the IGO at least by a part of the Eastern European electorate. This electorate, however, is continuously growing as these ideas gain political momentum in Eastern Europe.

Within the last few years Russia also became involved with support for right-wing political organizations in Western Europe for similar reasons. This involvement has evolved in a factor that hinders and even threatens trans-Atlantic integration on state and EU level, a fact that became obvious in the 2014 EU parliamentary elections when the far right parties lead by France’s National Front formed a pro-Russian block in the EU parliament. Europa of Nations and Freedom (ENF) is a political group in the European Parliament (EP), established on June 15th, 2015. With its 38 members (or five percent representation out of the EP’s 751 MPs), the ENF is still the smallest in the EP. This pro-Russian block came as an addition the pre-existing anti-EU establishment parties in the EP, such as the anti-EU EFDD and the far-left GUE-NGL.

After the European Parliament elections in May of 2014, the European Alliance for Freedom (EAF), which includes right and far-right political organizations across Europe decided to create a parliamentary group in the EP. In May 2014 the alliance led by Marine Le Pen, Geert Wilders, and Matteo Salvini began negotiations to form a parliamentary group¹⁷, but after failing to collect the necessary 25 MEPs from seven member states of the EU, it started its mandate as independent members. On June 15th, 2015 Marine Le Pen stated that the new group in the European Parliament will join MEPs from the National Front (French: Front National (FN)-20 MEPs), the Alternative for Germany (German: Alternative für Deutschland, AfD – 1 MEP), the

¹⁷ Le Pen party steals Farage's Italian allies. The Times, 29 May 2014.

Northern League (Italian: Lega Nord(LN)- 4 MEPs), the Freedom Party of Austria (Austrian: Freiheitliche Partei Österreichs (FPÖ) – 4 MEPs), Flemish Interest (Belgian: Vlaams Belang (VB)), Congress of the New Right (Polish: Kongres Nowej Prawicy (KNP)-2 MEPs) and Party for Freedom (Dutch: Partij voor de Vrijheid (PVV)-4 MEPs) and two independent members from Romania and the UK¹⁸.

Regardless of its current marginal ability to influence EU politics, the presence of this right-wing support is expected to only get stronger, since it makes up at least five percent of the EP mandate. This will allow it substantial financial and political benefits from the very EU institutions which it seeks to abolish, that include millions in funding from the European Parliament, entitlement to longer speaking times, the ability to propose amendments, and the right to maintain its own administration. All of this will support the ENF's far-right agenda on national as well as on EU level.

All of this helps the pro-Russian agenda in the EP, because with the ENF in the picture, now the anti-EU EFDD and the far-left GUE-NGL's marginal anti-EU establishment agenda finally will gain political legitimacy. ENF's voting patterns show consistent support for decisions that support Russian interests, such as the vote on June 11th, 2015 regarding Russia's annexation of Crimea and its effect on the strategic situation in the Black Sea, the state of the Russia-EU relations voted on June 10th, 2015, the assassination of Boris Nemtsov and the state of democracy in Russia voted on March 12th, 2015, financials assistance for Ukraine voted on March 19th, 2015, and Ukraine-EU Relationship Agreement voted on September 17th, 2014¹⁹. Even though, Le Pen's NF party secured its most recent win in EP with a loan from the First

¹⁸ <http://www.enfgroup-ep.eu/>

¹⁹ <http://www.votewatch.eu/blog/one-year-of-far-right-group-in-the-ep-high-participation-low-success-rate-in-shaping-eu-policies/>

Czech Bank, a financial institution that is associated with the Kremlin²⁰, there is little support that any other Western right or far-right parties have any direct financial support from the Kremlin. There is, never-the-less, evidence that individual politicians from Eastern and Western Europe have received support in various shapes and forms, such as donations or investments, in return for their support for Kremlin-backed policies that will be discussed in the following chapters.

Russia's renewed foreign policy involvement has also tremendously helped Putin's popularity and support on international level. On a regional level, Putin described his plans for the post-Soviet states as the creation of a Eurasian Union. This union would be built on true sovereignty without the binding rules, restrictions, and conditionality imposed on the EU members, with a mix of "post-communist neo-conservative rule"²¹. This term greatly overlaps with Putin's ideological authoritarian approach to rule by economic statism, right-wing nationalism, promotion and adherence to Christian values, and the seemingly strict application of the rule of law. This approach falls closely in line with the ideological doctrines of the far-right movements that have gained popularity in Eastern and Western Europe, who are all unhappy with liberalism and multiculturalism that are the fundamental concepts of the EU. Because of this, they have become natural allies of Russia and have given hopes and credibility to its imperial aspirations of renewed grandeur. In this context, distance from Russia matters politically, because close proximity to Russia means more pro-Russian political influence that significantly hinders and even threatens further EU integration. With all this in mind, it is

²⁰ <http://www.rferl.org/a/russia-france-national-front-loan-le-pen/26707339.html>

²¹ Ladányi János–Szelényi Iván: Post-communist neo-conservatism, *Élet és Irodalom*, year 56, issue 8, February 21, 2014. http://www.es.hu/ladanyi_janos8211;szelenyi_ivan;posztkommunista_neokonzervativizmus;2014-02-19.html

reasonable to assume that the size and support of pro-Russian parties by wave affects applicant states' EU accession timeframe negatively.

5.1.2 Roma population

Some of the states from Eastern Europe that experienced accession lag also have high concentrations of minorities, like the Roma, that are regular subject to discrimination within established and new member states alike, so I plan to examine the concentration of Roma population within the states in each accession wave and see if it can explain the EU accession timeframe.

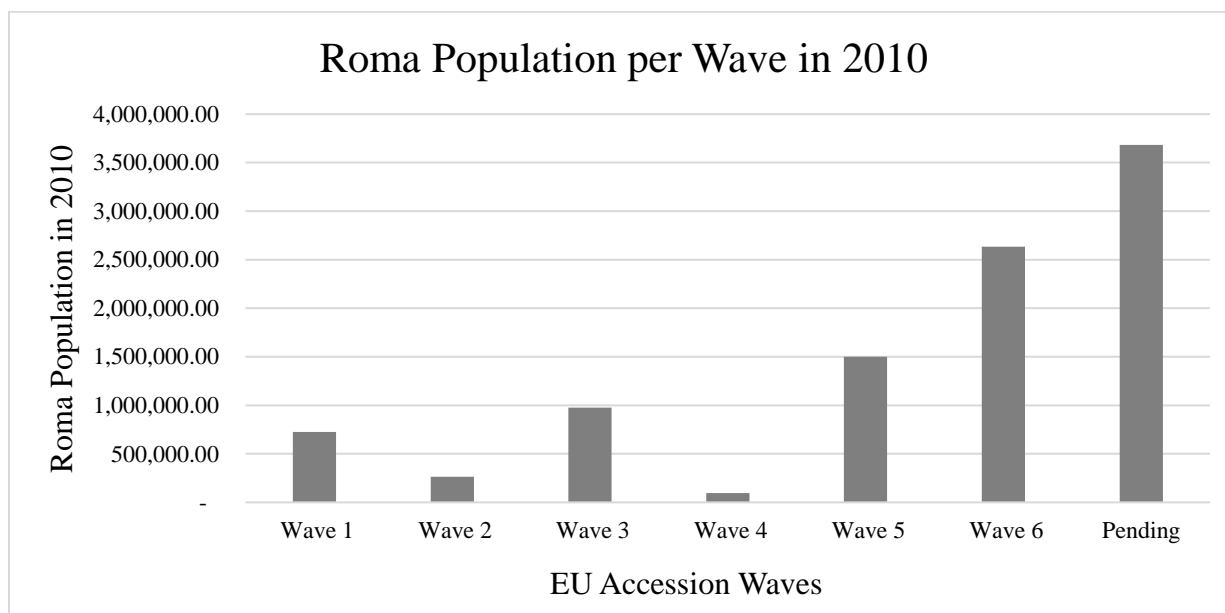


Figure 5.1.2 Total Roma population by EU accession wave in 2010

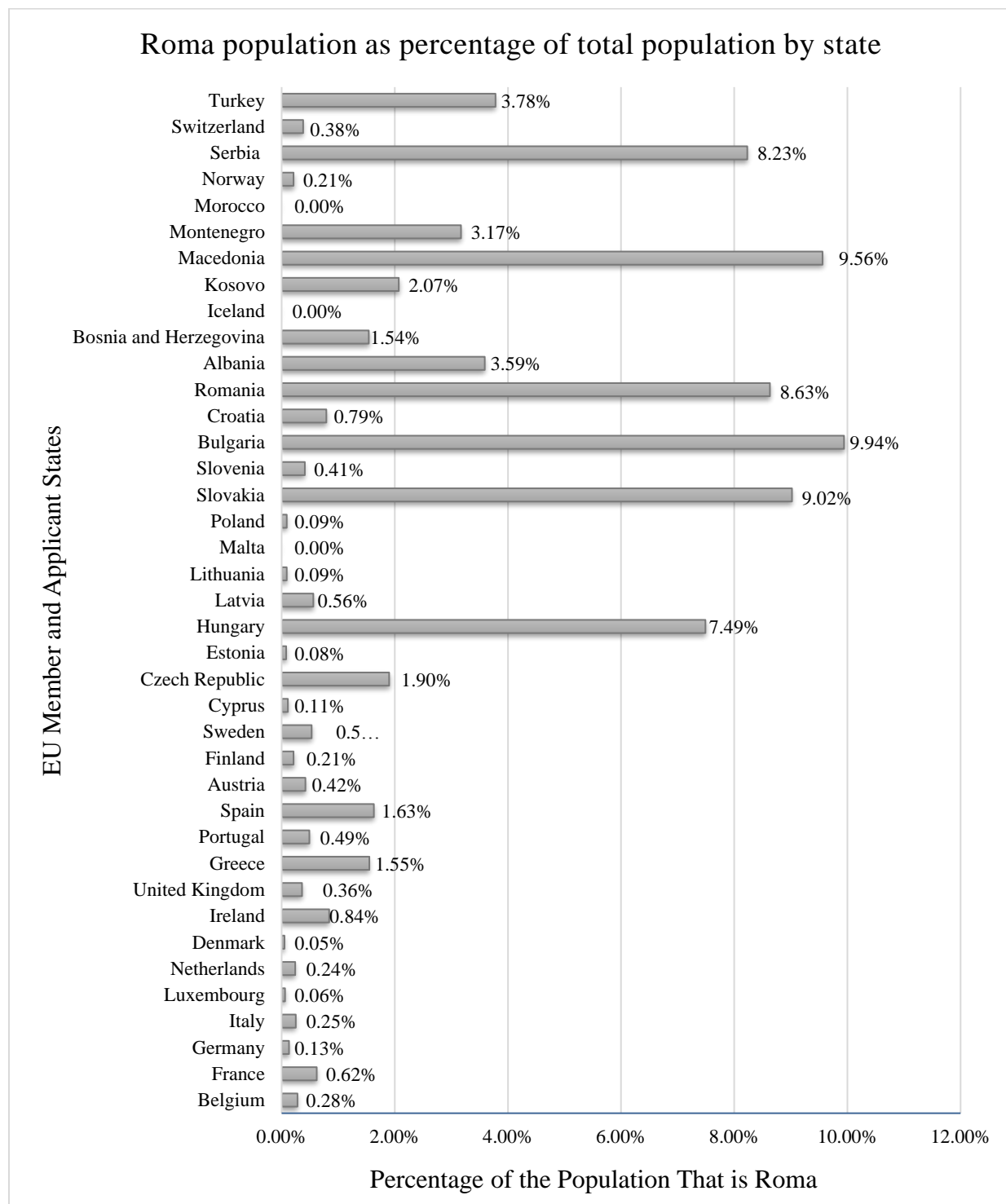


Figure 5.1.3 Roma population as percentage of total population by state

According to the literature review in the preceding chapters, the conflation of refugee protection and visa-liberalization system in the EU have resulted in organized and legalized discrimination against the Roma and other asylum seekers (Kacarska 2012) within individual member states EU wide. Roma, who are the largest and most discriminated minority group in Europe (Swimelar 2008) are still openly mistreated in established and new member states alike due to inadequate legislation that fails to permanently address their needs and protect their rights (McGarry 2012).

According to the European Commission data²² captured in Figures 5.1.2 and Figure 5.1.3 above, the majority of the Roma population in Europe can be found in Eastern Europe and in particular in the Balkans. This population became EU citizens, respectively in Wave 5 (representing an estimated 15.17 percent of total Roma population in Europe) and Wave 6 (representing an estimated 26.67 percent of total Roma population in Europe). Even a larger Roma population representing estimated 37.27 percent of total Roma population in Europe will be added if the Pending members are accessed in the near future. Furthermore, the self-declared Roma population that is spread across the EU totals 1,292,893, which represents 1.18 percent of the overall EU population. This minority continue to suffer social discrimination in established, new, and pending members alike due to institutional factors that accumulated over time and, consequently, led to the deterioration of their living standards.

Many Roma throughout the Union and in particular in Eastern Europe, live in very poor conditions often in ghettos of illegally constructed buildings. Where the houses in the Roma neighborhoods were built illegally, this means they have very limited access to public services. Local municipalities often do not respond to calls to legalize these houses, so their standard of

²² http://europa.eu/rapid/press-release_MEMO-14-249_en.htm

living is often sub-optimal. Unemployment among the Roma is very high, with estimates in some countries reaching 55 percent of Roma of working age²³. Many Roma children do not attend school, and among those who do, dropout rates are very high²⁴. Among the reasons for these phenomena are poverty²⁵ and discriminatory school zoning practices. Roma schools usually lack basic facilities and are overcrowded and the teachers there are often poorly trained. Regardless of their standing as regular schools, schools in Roma neighborhoods in actuality are segregated schools that provide low quality education. This places the majority of Roma children at a competitive disadvantage when compared with the education received by their peers in regular schools.

Access to healthcare and public services is also sub-optimal for the Roma at large²⁶ in particular in Eastern Europe. Many countries undertook action to facilitate the issuance of new identity documents to representatives of ethnic minorities, because under social programs minorities are a special target group. Even though physicians treating Roma patients receive the regular fee for the patient plus additional fees for treating a vulnerable segment of the population, the Roma still have less access to public health services²⁷. Ultimately, since a large part of the Roma population depends on social benefits due to high levels of unemployment and school drop-out rates, this makes the Roma the economically the most vulnerable segment of society and dependent on state-sponsored welfare programs. Since these resources are often precious and scarce in Eastern Europe, popular narratives portray the Roma as criminals who receive financial support from the state instead of other entitled and equally needy groups. While EU-wide official

²³ http://fra.europa.eu/sites/default/files/fra-2014-roma-survey-employment_en.pdf , p. 20

²⁴ http://fra.europa.eu/sites/default/files/fra-2014-roma-survey-employment_en.pdf , p. 22

²⁵ http://fra.europa.eu/sites/default/files/fra-2014-roma-survey-employment_en.pdf , p. 35

²⁶ http://fra.europa.eu/sites/default/files/fra-2014-roma-survey-employment_en.pdf , p. 30

²⁷ http://fra.europa.eu/sites/default/files/fra-2014-roma-survey-employment_en.pdf , p. 30

data confirming increased criminality among the Roma is scarce, this is a widely shared sentiment that is a source of contempt among the population at large. However, some of the research into criminal rates amongst the Roma points to a connection to criminality and poverty instead of Roma ethnicity, since the crime rates are similar to other impoverished non-Roma neighborhoods in the region²⁸.

Overall, high concentration of Roma population is an important determinant of the speed of new member accession because due to the Roma's status of the most economically vulnerable minority in Europe, adding such regions would not be politically desirable for established member states. With all this in mind, I evaluate the population of the Roma in each accession wave and assess if it can explain the EU accession timeframe. I suggest accession is slower for the regions with larger Roma populations, since those states are expected to experience some significant institutional and social problems. The smaller the Roma population, I expect to see faster accession time-frame for applicant states overall. Since the regions are added in waves, ultimately higher Roma population concentration affects the overall wave accession negatively.

5.1.3 Muslim population

Furthermore, many of the member and candidate states from Eastern Europe and the Balkans that experience accession lag also have high concentrations of Muslim population. Therefore, I plan to explore the concentration of Muslim population within the states in each accession wave and evaluate whether its presence affects the wave's overall EU accession timeframe.

²⁸ <https://www.culturalsurvival.org/publications/cultural-survival-quarterly/persecution-and-politicization-roma-gypsies-eastern-europe>

Table 5.1 Estimated Percentage of the total EU Muslim Population per Accession Wave in 2010 and 2030

Waves	Estimated % of the current Muslim Population in 2010	Estimated % of the current Muslim Population in 2030	Estimated Muslim Population in 2010	Estimated Muslim Population in 2030
Wave 1	62.57	59.99	11,969,000.00	18,132,000.00
Wave 2	16.40	19.88	3,138,000.00	6,009,000.00
Wave 3	8.43	8.92	1,613,000.00	2,696,000.00
Wave 4	5.06	6.28	968,000.00	1,897,000.00
Wave 5	1.62	1.15	310,000.00	347,000.00
Wave 6	5.91	3.78	1,131,000.00	1,143,000.00

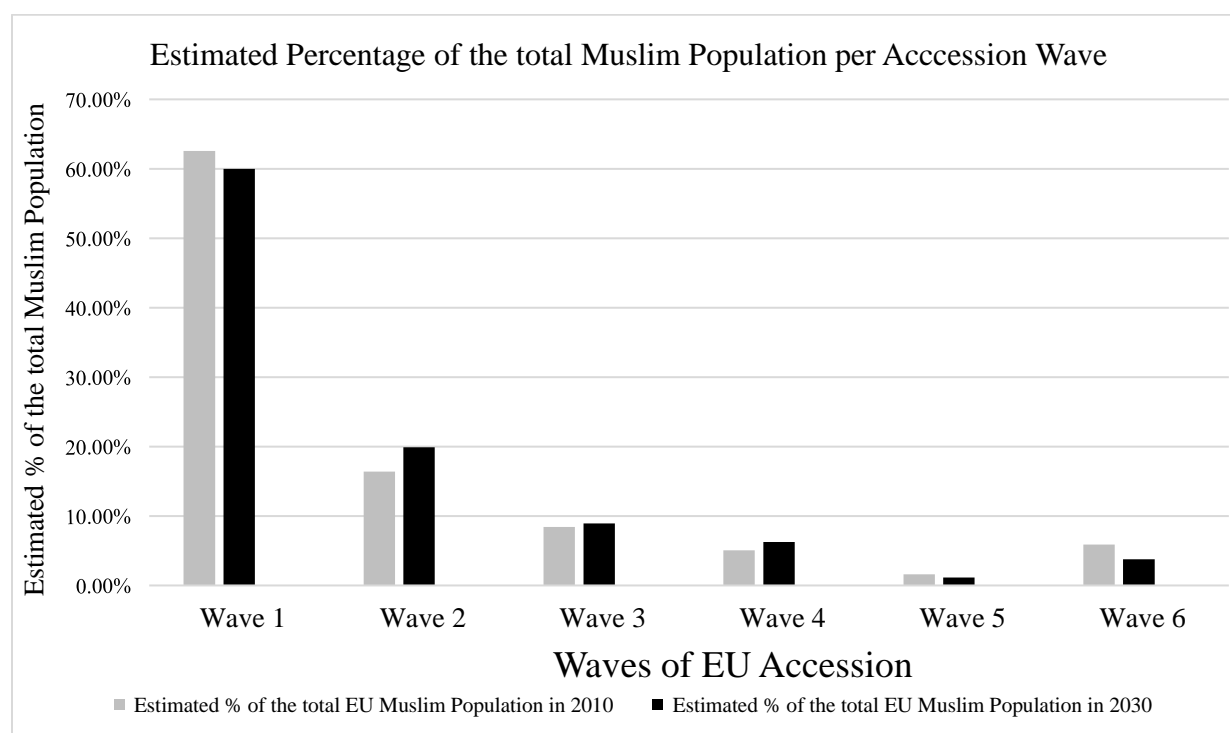


Figure 5.1.4 Estimated Percentage of the total EU Muslim Population per Accession Wave in 2010 and 2030

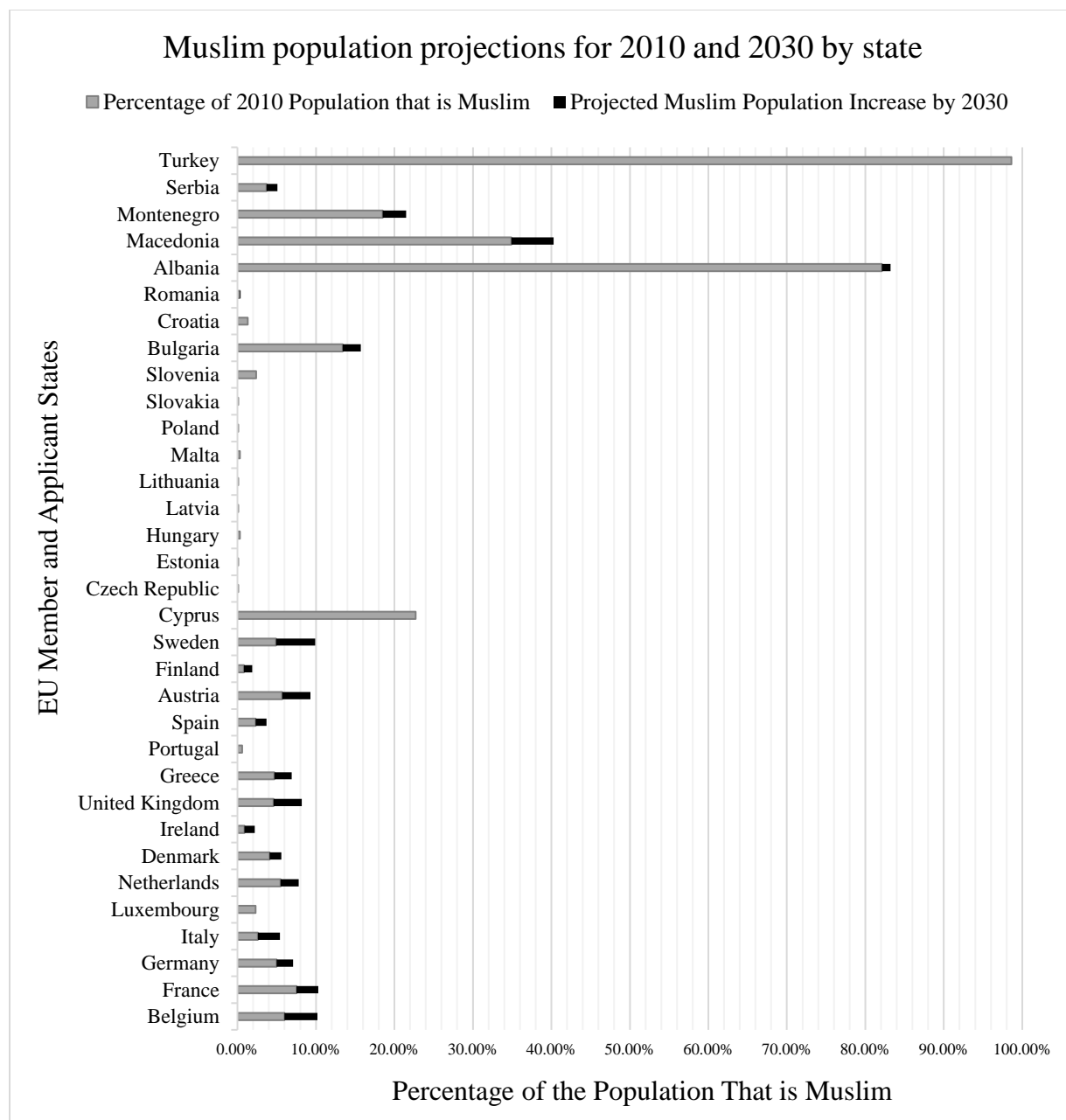


Figure 5.1.5 Estimated 2010 and 2030 Muslim population as percentage of total population by state

The refugee system of 1951 was created as a guarantee that even when a state is unwilling to provide basic rights to its citizens, these rights should be provided from an alternative source. This system was created for a particular area and era and foresaw only a limited role for the UNHCR because the resolution of Europe's refugee crisis in post WWII was perceived as

inevitable. During the Cold War the regime continued to function in Europe and the US and it was all of a sudden considered sufficient to address the issue on a global scale. Based on that, only individuals subjected to persecution are eligible to obtain asylum but this misses a large segment of individuals who are threatened by food insecurity, natural disasters, climate change, famine, state failure, etc. Since then sources of supplemental protection have emerged, but they are limited in scope geographically, normatively, and in their actual implementation. The ambiguity of international law in regards to running away from deprivation means that the political situation rather than law decides the fate of the threatened people in weak states (Betts 2010). Granting asylum to some people who seek protection and not others is rather arbitrary normatively and in the case of the influx of Muslim refugees into Europe, often shaped by islamophobic considerations. These limitations have an adverse effect on foreign nationals who look for asylum in the EU. All EU member states are formally committed to protect the rights of refugees and asylum seekers, but mass deportations and organized discrimination point to the existence of prejudice and racism in established, new, and pending member states.

According to PEW Research Center data²⁹, the projected Muslim population in the EU in its current dimensions will total 30,224,000 in 2030. This means that if no new member states are accessed, Muslims will make up approximately 6 percent of the projected total EU population in 2030. This is 30 percent increase of the Muslim population within EU's current borders from its 2010 value of approximately 4.3 percent. Figure 5.1 reveals that within the current EU borders, the six founding members (Wave 1) are currently home to 62.57 percent of the total Muslim population in the EU. This trend is expected to continue through 2030, when the Six are projected to be home to 59.99 percent of the total Muslim population in the EU. Figure

²⁹ <http://www.pewforum.org/2011/01/27/table-muslim-population-by-country/>

5.1.5 above shows that this trend will be reversed only if Turkey becomes an EU member, since its total population that is over 80 percent Muslim is projected to be around 87 million (or 14 percent of the EU population if the EU accesses all current pending members)³⁰ by 2030. All of this will hold true unless the migration stream into Europe from predominantly Muslim countries dramatically increases. If that happens, according to various other estimates, the number of Muslim Europeans may constitute a third or even half of Europe's population by 2050. This means that the face of the EU will inevitably change over the next few decades. There will be a new reality where this Muslim population will be a determinant in key domestic and foreign policy decisions of the EU. This, some have speculated, is a decisive factor of the EU accession timeframe for new member states. Islamophobia has taken a strong hold of predominantly Christian Europe, although I argue the perceptions and concerns of the “Islamic issue” are slightly different in Western and Eastern Europe.

Islamophobia is defined as a “prejudice against or demonization of Muslims - which results in an overall negative attitude, violence, harassment, discrimination and stereotyping”³¹. This phenomenon also includes biased attitude of the media towards Islam and Muslims (Fredman 2001; Haddad 2002; Quraishi 2005). The origin of the term can be traced to 80s of the 20th century, although the term gained popular parlance after the terrorist attacks of September 11, 2001. In result, there is open denunciation of Islam and its history as radical, denial of the existence of a moderate Muslim majority, and projection of Islam as a global problem in the social and political space in established and new member states. Ultimately, the “Islamic issue” is a salient political concern for the EU population at large and is shaping support for and against

³⁰ http://www.geohive.com/earth/his_proj_europe.aspx

³¹ Kessler, Edward, and Neil Wenborn, eds. A dictionary of Jewish-Christian relations. Cambridge University Press, 2005.

political leaders, as in the case of decline of popular support for the avid supporters for the open-door migrant policy Angela Merkel in Germany or François Hollande in France.

5.1.3.1 Islamophobia in Western Europe

For the first time, the topic of Islam was discussed at a session of PACE (Parliamentary Assembly of the Council of Europe) in 2008 in the report “European Muslim communities confronted with extremism³²”. This was prompted by the recurring phenomenon in Western Europe, where a soaring numbers of home-grown young European Muslims increasingly strengthen their attachment to the norms of Islam at the expense of state law. Terrorist acts in recent years that were carried out by foreigners and their fellow citizens born and educated in Western Europe, forced Europeans to question their safety and their governments. According to PACE’s report on the issue of extremism among European Muslims, the responsibility for this situation lies in both the European governments for creating a breeding ground for extremism and on the unhindered multiplication of Islamic fundamentalist organizations across the continent. Ultimately, the EU and the national governments are guilty of not doing enough for the integration of Muslims into the European family and its values and do not adequately fight poverty in Muslim communities as more new Muslim migrants are pouring in. Several ways of solving the problem on EU level were identified in the report: combating Islamophobia primarily through mass media outlets, tracking overseas Islamic finance organizations training imams on the ground, involvement of Muslims in public life, and the formation of an Islamic secular intelligentsia³³. However, contemporary success in building a bridge between Muslim

³² <http://assembly.coe.int/nw/xml/XRef/Xref-DocDetails-EN.asp?fileid=17635&lang=EN&search=RXVyb3BIYW4gbXVzbGltIGNvbW11bml0aXN8Y29ycHVzX25hbWVfZW46Ik9mZmljaWFsIGRvY3VtZW50cyI=>

³³ <http://assembly.coe.int/nw/xml/XRef/Xref-DocDetails-EN.asp?fileid=17635&lang=EN&search=RXVyb3BIYW4gbXVzbGltIGNvbW11bml0aXN8Y29ycHVzX25hbWVfZW46Ik9mZmljaWFsIGRvY3VtZW50cyI=>

communities and Western European government are mixed at best in conditions of poverty and segregation of Muslim communities in Western cities. Not surprisingly, Muslims in Western Europe increasingly find a sense of belonging within their religious community instead of the country they grew up in. A testament of that is PEW Research data³⁴ that shows that many British, French, and German Muslims claim that they consider themselves Muslim first and then citizens of the state they reside in.

With all this in mind, there is an ever-growing migrant influx of Muslims in Western Europe. A quick glance by country reveals that currently in France, for example, there are five million Muslims, about a million in Italy, over 3 million in Germany, 1.5 million in the UK, around 700 000 in Switzerland, over 500 000 in Spain and Sweden³⁵ and all this is without taking in account illegal immigration. This phenomenon has prompted unprecedented political action among the Western European political elites. For example, Paris and Berlin have proposed different versions of a plan with a similar goal – to keep the influx of Muslim migrants in their native countries, while the EU will provide financial assistance to the cooperating countries and in the future these countries may be invited to join the EU, as in the case of the 2016 agreement with Turkey. However, an interesting (and rarely mentioned) fact is that the number of Muslims in Western Europe is growing not only through unrestrained immigration flow, but also through local residents, ethnic Germans, Frenchmen, Englishmen, etc. Europeans, who convert to Islam. Their number already exceeds hundreds of thousands, with European women surpassing four times the number of male converts to Islam³⁶. Some speculate that this is an inevitable sign of the decay of Western society and failure of liberal values, while others maintain that this is

³⁴ <http://www.pewresearch.org/2006/08/17/the-frenchmuslim-connection/>

³⁵ <http://www.pewforum.org/2011/01/27/table-muslim-population-by-country/>

³⁶ <https://www.gatestoneinstitute.org/2790/europeans-converting-to-islam>

inalienable right of religious freedom, a deeply cherished value in Western Europe. Regardless, the growing number of Muslims in Western Europe is one of the main contributing factors for the growing wave of islamophobia in the region.

5.1.3.2 Islamophobia in Eastern Europe

Eastern Europe and in particular the Balkans has its own native Muslim minority populations, remnants of the Ottoman Empire, that have co-existed with the general population for centuries. Furthermore, Eastern Europe, due to its relative economic austerity when compared to Western Europe appears to be but a stop for the incoming Muslim migrants, whose desired final destination is the wealthy Western European states of Germany and Scandinavia. As the Balkan route into Europe was closed, politicians in the Balkans and Eastern Europe openly argued that scarce local economic recourses had to be given to the migrants at the expense of vulnerable local social groups. This rhetoric immediately resonated with Eastern Europeans, since the majority of Eastern Europe still struggles with poverty and economic austerity measures. Ultimately, as discussed in the preceding chapters in Eastern Europe poverty and human rights violations are phenomena of structural nature, which currently also shape islamophobia in the region. Many states in Eastern Europe operate in conditions of limited resources and do not actively seek opportunities for structural changes or on how to utilize the limited available resources more efficiently. Slight economic stabilization at the turn of the last century positively affected the financial and social daily lives of the general population. The most marginalized groups, however, battled on with problems of survival, deeply rooted in the existing structural foundation of society. Their issues can be alleviated, but not solved through humanitarian programs, such as EU emergency programs of social assistance.

Also, unlike in Western Europe in Eastern Europe in the sphere of religious freedom, a serious problem is the lack of tolerance, fostered largely by the lack of adequate actions to alleviate the issue by the state governments. Political change at the beginning of 1990s raised hopes that positive measures will be implemented in the field of human rights as well. In Eastern Europe, the term "minorities" is inevitably connected to belonging to "other" religious groups, while the norm is to interpret minorities as a threat against existing traditional religious communities. Thus, minority social groups are marginalized, which makes them vulnerable and isolated. In recent decades the focus of this intolerance is starting to increasingly shift towards Muslim minorities. As discussed previously, binding European norms such as human rights are not consistently spread throughout all applicants and members, so while the new governments proclaimed genuine respect for human rights and undertook measures to solve some of the toughest problems, serious structural violations of human rights continued (Popescu 2010; Velev 2013; Atanasov 2014; Subotic 2011; Relex 2006; Phillips 2012; Weiner 2009; Kacarska 2012; McGarry 2012; Swimelar 2008; Van Houtum and Pijpers 2007). These systemic violations can ultimately be traced to the lack of effective judicial court systems that can confront the deficiencies in human rights within a reasonable timeframe and without prejudice. Thus, because of the structural constraints in Eastern Europe, religious freedom often receives only superficial attention in legislation and by the government.

Overall, high concentration of Muslim population is an important determinant of the speed of new member accession since due to the spread of islamophobia in Europe at large, adding such regions would not be politically desirable for established member states. With all this in mind, I suggest that the presence of Muslim population in each accession wave can explain its EU accession timeframe, where it is slower it for the regions with higher Muslim

population. The smaller the Muslim population, I expect to see faster accession time-frame for states overall. Since the regions are added in waves, ultimately I expect to see that the higher concentration of Muslim population affects the overall wave accession time-frame negatively.

5.1.4 *Conflict Resolution and the EU*

Furthermore, in this research I examine the possibility that the existence of recent conflict and the need of its resolution play a role in the determination for speed of accession of new members. On the surface, the emergence of international governmental organizations (IGOs) as a model of governance in the EU was prompted by the economic cooperation between Western states. However, that cooperation served a deeper purpose, namely effective resolution and elimination of prospects of armed conflict in Europe after WWII. The following analysis examines the advantages of IGOs (institutionalist concept) such as the EU and its design for conflict resolution and juxtaposes it to the notion of conflict resolution in other major theoretical paradigms. Through this analysis I demonstrate that the EU was designed as an IGO in order to prevent conflict and not simply promote democracy and wealth for its members.

Conflict resolution is a very important issue for all major paradigms. For realists conflict is inevitable in international relations. Lack of trust produces uncertainty that in turn creates the security dilemma, a central paradigm of realism. When a state becomes too powerful, the other states will also increase their military might. This security dilemma will result in a balance of power that will prevent conflict temporarily. According to Waltz (2010), the anarchic international system places constraints on actors, so states avoid conflict because of these systematic constraints. For constructivists, there is a cultural-institutional framework within which states operate and which defines them. The recognition of the states' identity by their citizens shapes state behavior. The reason that motivates states to conform to norms of behavior

is legitimacy. This process can ultimately reduce the possibility of conflict (Finnemore and Sikkink; 1998). However, if legitimacy is undermined, the process of international norm conformation can be compromised. For liberal institutionalists, cooperation with respect to power and interests can undoubtedly reduce the possibility of war (Keohane and Martin; 1995). Conflict is the result of incompatible preferences of states at a time when the benefits of conflict outweigh the costs (Moravcsik 1997). For liberal institutionalists states are the primary actors in international relations, so conflict can be resolved through organizations that address their issues. The EU successfully resolved conflict for its member states because it eliminated policy differences between former enemies.

The cost of reaching agreements is an essential aspect of conflict resolution and is therefore also addressed by all of the major paradigms. Constructivists value formal international organizations as forums for agreements because these organizations create transparency for the actors, increase international legitimization of these agreements, and provide a forum for global politics (Kratowil and Ruggie; 1986). However, insufficient mechanisms for enforcement can significantly undermine the entire process. For realists, the uncertainty of the capabilities and intentions of others prevents states from reaching agreements. Snyder (1990) maintains that understanding of the balancing tendencies of states will elucidate the mechanisms of reaching agreements. For realists, military strong states will attempt to dominate in all areas including agreement negotiations. For liberal institutionalism, there are multiple channels that connect societies on various issues, so military force is not always the relevant solution. This declining of the significance of military force will push states to rely on other instruments, such as institutions, to reach agreements at a lower cost. For liberal institutionalists, institutions can alleviate fears from unequal cooperation (Keohane and Martin; 1995). The EU has successfully

managed to lower the costs of reaching agreements by creating a common platform through its institutions. Cohesion is yet another essential attribute of effective conflict resolution. For constructivists, cohesion in international relations is achieved whenever international norms are accepted indisputably and unconditionally. Once norms become universal, they are reinforced by habit and serve as a guide to the needs and intentions of other countries (Finnemore and Sikkink; 1998). Therefore, this process is often uneven, uncertain, and slow. Collectively, realists maintain that cohesion between countries occurs only during periods of balance of power. For Walt (1985) balance of power is the reason for alliance formation. For liberal institutionalists, institutions are essential tools for cooperation. According to Keohane (2005), cooperation is not possible through institutions if there is a conflict of interest between states. Therefore, the resolution of these conflicts via adoption coherent policies can effectively resolve these differences. The EU has provided a platform for the intentions and needs of states, thus enhancing cooperation between established and new members as suggested by liberal institutionalists. Thus, the EU has successfully influenced and created coherent policies that promote political and economic stability.

In conflict resolution, collaboration is an essential prerequisite for success and is a subject of debate for all major paradigms. Constructivism views institutions as ideas shared by members of a collectivity where collaboration is possible. Institutions have formal elements referred to as rules and as long they are followed by the collectivity in the setting, collaboration is attainable. For realists, states engage in actions that promote their interests by any means necessary, thus limiting collaboration only to a means to attain dominance. Where realism perceives the effectiveness of collaboration as marginal at best, liberal institutionalism perceives collaboration

as essential in international relations. For liberal institutionalists, institutions operate based on reciprocity so they can promote peace and cooperation (Keohane and Martin; 1995).

Overall, although the paradigms of realism and constructivism have undoubtedly contributed to understanding political processes in the past and present, neoliberal institutionalism provides the most comprehensive guide to current trends of EU governance and expansion. As captured by the literature, initially economics contributed greatly to European integration, but consequently this process spurred beyond economics into the pursuit of common political interests across national borders. The proliferation of these trends in contemporary political settings in the EU supports liberal institutionalist ideals and demonstrates that contemporary trends of governance and expansion of the EU as an IGO are distinctly shaped to promote conflict resolution. In regards to Eastern Europe's integration within the EU, the literature review in the preceding chapters confirmed that EU institutions were successfully able to produce linkage with Western Europe by guaranteeing security to Eastern Europe with NATO's aid (Gibler and Wolford 2006; Gibler and Sewell 2006). With all this in mind, the need for IGOs persisted on the continent even after the Cold War ended, because there was still demand for NATO, a transatlantic IGO for military cooperation and security. Interestingly, NATO membership is subject to virtually the same requirements (except being a European territory) as for EU membership, so it can be argued that EU and NATO membership accession timeframe are affected by similar factors. Overall, since conflict resolution appears to be very important aspect in the creation and existence of the EU, it is reasonable to assume that from political perspective regions committed to peace experience faster and smoother accession while regions where conflict is not effectively resolved suffer a slower and bumpier EU accession.

5.2 Methodology

My research plan consists of the evaluation of the EU accession of Europe with a focus on Eastern Europe and the Balkan states on wave-by-wave basis in order to get an accurate understanding of the changing expectations of EU applicants. Very little research appears to have been done in the field outside of measuring broad indicators for the entire Union over its entire period of existence. Taking the wave-by-wave approach will provide the opportunity to compare and contrast the accession of states that are in close proximity and levels of pro-democratic development and yet are the subject of various speeds of accession. I plan to examine not only the accepted members, but also the pending members from the Balkans. I will evaluate the precise differences between the accession process for all accession waves by examining their indicators of wealth and democracy over the span of their EU applications. That will allow me to compare and contrast each wave and establish the additional factors that determine the speed of accession. The factors that I will take in consideration are existence of main-stream pro-Russian political support, ethnic minority makeup of the states, and the existence of conflict in the region during the existence of the EU. As I mentioned earlier, given that these factors exist in Eastern Europe at higher levels, I argue that established EU member states slow down accession of Eastern European members because they believe that they are not suitable for a western-style liberal democracy. Since these factors were identified by the literature in the preceding chapters as impeding democratization, I will weight all these factors equally in my analysis.

5.2.1 Hypotheses

I suggested that earlier waves of accession of new member states exhibit lower expectations of democratic and economic development and shorter timeframe of accession into the EU in the following hypotheses:

Accession of Western Europe (H₁): *The wealthy and democratic Western European states (Wave 2) of Denmark, Ireland, and the United Kingdom were accessed in the EU faster than their Eastern European counterparts because they brought very few additional factors perceived as problematic by the established member states.*

Accession of Southern Europe (H₂): *Despite of their lower pro-democratic and economic performance, the Southern European states (Wave 3) of Greece (1981), Spain, and Portugal (1984) were accessed in the EU faster than their Eastern European counterparts because they brought very few additional factors perceived as problematic by the established member states.*

Accession of Northern Europe (H₃): *EU accession of Austria, Finland, and Sweden (Wave 4) in 1995 was fast due to the fact that these states did not bring in significant volume of additional factors that impede accession speed.*

Accession of Eastern Europe (H₄): *Despite of their positive pro-democratic and economic performance, accession of the Eastern European states of Lithuania, Latvia, Estonia, Poland, Hungary, the Czech Republic, Slovenia, Malta, Cyprus, and Slovakia (Wave 5) was slower than previous accession waves due to the fact that they brought over factors that impede accession speed.*

Accession of the Central Balkans (H₅): *Despite of their positive pro-democratic and economic performance, accession of the Balkan states of Bulgaria, Romania (2004), and Croatia (2013) in Wave 6 was slower than previous accession waves and with unequal membership rights due to the fact that they brought over factors that impede accession speed.*

Pending members from Western Balkans (H₆): *Despite the fact that the pro-democratic and economic performance of the Pending members exceeds other successful applicants in the past, the EU membership of Albania, Macedonia, Montenegro, Turkey, and Serbia is still uncertain due to the fact that they will bring over factors that impede EU accession speed.*

In addition, in regards to all member and applicant states, I suggest that geographical proximity to Russia, while controlling for wealth and democracy of the states, affects accession speed in the following hypotheses:

Proximity to Russia (H₇): *The likelihood of an applicant accession into the EU decreases over time the closer a state is to Russia.*

Economic Health (H₈): *The likelihood of an applicant accession into the EU increases over time for wealthier states.*

Party competition (H₉): *The likelihood of an applicant accession into the EU increases over time for states with higher party competition.*

5.2.2 Data

All of this information of the additional factors that affect the speed of accession in the EU is collected for each respective state and is evaluated through Boolean analysis. The factors that are not readily identified by the mainstream literature include 1) the support for pro-Russian parties within each state, 2) percentage of the population in each country that is Muslim, and 3) percent of Roma as a total of the population for each of the states, and 4) the involvement of the state in conflict in the region during the EU's existence. The data for the countries in each wave is gathered from various sources: the voting support for pro-Russian parties in each of the countries is generated from each state's respective official voting authority online platform, data on the Muslim population per state is available at the PEW Research Center³⁷, data on the Roma residing in the respective states is available in the European Commission database³⁸, and records of conflicts that the state participated in with the continent for the duration of the EU's existence are available at the COW's database³⁹.

For the durational analysis, I utilize a complete longitudinal datasets of wealth and democracy indicators that are available for the period of 1952 through 2014 for all European applicants respectively from the Polity IV⁴⁰ and World Bank⁴¹ datasets. Included in the dataset

³⁷ <http://www.pewforum.org/2011/01/27/table-muslim-population-by-country/>

³⁸ http://europa.eu/rapid/press-release_MEMO-14-249_en.htm

³⁹ <http://www.correlatesofwar.org/data-sets/COW-war/cow-war-list>

⁴⁰ <http://www.systemicpeace.org/inscrdata.html/>

⁴¹ <http://data.worldbank.org/indicator/NY.GDP.PCAP.CD/countries?display=default>

are all potential, current, and denied applicants – a total of 37 countries available on the EU legislation website.

5.2.3 Analysis

5.2.3.1 Boolean analysis

In general, Boolean analysis results in a dichotomous classification of either 0 or 1 of a set of PCUs by recording how each state rates on the pre-selected set of criteria or responses. The utilization of PCU, which stands for ultimate canonical projection, allows for the simultaneous analysis of the factors that affect a process of interest, as suggested by Flament (1976). For the purposes of this project, I will rate the states during the EU application period in each of the accession waves based on the above-identified alternative criteria 1), 2), 3) and 4) identified to slow down the speed of EU accession. Every non-zero pattern of a PCU implies a presence of a factor of that impedes EU accession, but it does not reflect a causal relationship between the indicators. Instead, it only provides information about their presence, frequency of occurrence, and shape they take in the particular state.

Figure 5.2.1 below shows that there are three (3) possible patterns that reflect the presence of factors that slow down EU accession of a state, where the (0000) position reflects no presence of factors 1), 2), 3) and 4) that slow down EU accession and the (1111) position reflects the presence of all factors that slow down EU accession. My expectation is to find a higher frequency of factors marked as 1 that slow down EU accession within the waves that experienced the longest accession times.

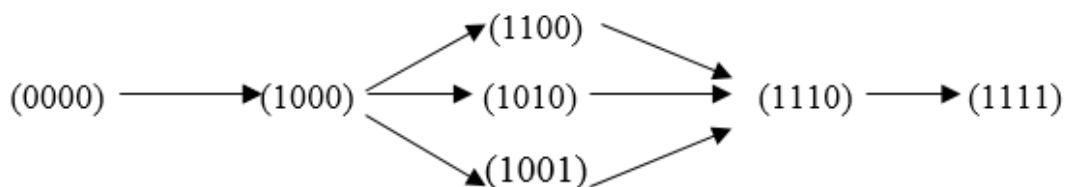


Figure 5.2.1 Digraph shows the EU integration pattern of states

Furthermore, the dichotomous nature of classification of factors that affect the speed of accession in this case requires a grading structure, where some responses that are technically non-zero are treated as if they are zero. For the purposes of this project, the dichotomization is based on a mathematical criterion in which a state's alternative factor of accession speed is marked as 0 if it falls below the EU average at the time of accession and marked as 1 if the value is calculated to be above the EU average. Dichotomization of the values in this case is necessary in order to determine a central tendency within a state, so the values can be appropriately categorized for the purposes of this analysis. Therefore, from statistical perspective, all instances marked as 0 are values that fall below the EU average, and, therefore, below the mathematically calculated central EU tendency at the time of accession. Conversely, all instances marked as 1 are values that fall above the EU average and lie above the mathematically calculated central EU tendency at the time of accession. The dichotomization threshold for each of the additional integration criteria is described as follows:

- 1) For the *support of pro-Russian parties*, if the state has politically influential pro-Russian parties that existed during the time of the state's EU application period, then the value will be treated as 1. If not, the value will be treated as 0.

- 2) For *percentage of the population in each country that is Muslim*, the EU average of Muslims as a part of the population is calculated at the time of accession. If the Muslim population in a country is above the calculated EU average, then the value will be treated as 1. If not, the value will be treated as 0.
- 3) For *percentage of the population in each country that belongs to the Roma minority*, the EU average of Roma minority as a part of the population is calculated as at the time of accession. If the percentage of the Roma population in a country is above the EU average, then the value will be treated as 1. If not, the value will be treated as 0.
- 4) For *conflict*, if the state was engaged in armed conflict within the region during its EU application period or preceding it (while the EU existed), then the value will be treated as 1. If not, the value will be treated as 0.

Finally, Boolean analysis involves the creation of a hierarchical structure of factors that affect the process of interest, which means that the equivalent implications can be organized by the frequency of their occurrence. Since I am analyzing the presence of alternative factors that slow down EU accession of each of the states per wave, this will allow me to make general inferences and compare the presence of various levels of factors impeding accession by wave.

In the case of *Hypothesis 1*, I trace and analyze the historical trajectory of the EU membership application process for the Western European states of Denmark, Ireland, and the United Kingdom (1973). I provide a brief overview as to when and why they were invited to join and assess their accession timeframe through process-tracing. The independent variables are their respective economic and pro-democratic performances, while the dependent variable is accession into the EU. The unit of analysis is the timeframe of EU accession for each of the states. I utilize

a complete longitudinal datasets of wealth and democracy indicators that are available for the period of 1952 through 2017 respectively from the Polity IV and World Bank datasets for the states. This data provides graphical support for the brief process-tracing analysis. At that point, I will evaluate the additional factors that may have determined their speed of EU accession, namely presence of influential pro-Russian parties, ethnic makeup of the states, and conflict involvement of each state through Boolean analysis.

In the case of *Hypothesis 2*, I trace and analyze the historical trajectory of the EU membership application process for the Southern European states of Greece (1981), Spain, and Portugal (1984). I provide a brief overview as to when and why they were invited to join and assess their accession timeframe through process-tracing. The independent variables are their respective economic and pro-democratic performances, while the dependent variable is accession into the EU. The unit of analysis is the timeframe of EU accession for each of the states. I utilize a complete longitudinal datasets of wealth and democracy indicators that are available for the period of 1952 through 2017 respectively from the Polity IV and World Bank datasets for the states. This data provides graphical support for the brief process-tracing analysis. At that point, I will compare and contrast this relationship to the previous accession wave. Then, I will evaluate the additional factors that may have determined their speed of EU accession, namely presence of influential pro-Russian parties, ethnic makeup of the states, and conflict involvement of each state through Boolean analysis.

In the case of *Hypothesis 3*, I trace and analyze the historical trajectory of the EU membership application process for the Northern European states of Austria, Finland, and Sweden (1995). I provide a brief overview as to when and why they were invited to join and assess their accession timeframe through process-tracing. The independent variables are their

respective economic and pro-democratic performances, while the dependent variable is accession into the EU. The unit of analysis is the timeframe of EU accession for each of the states. I utilize a complete longitudinal datasets of wealth and democracy indicators that are available for the period of 1952 through 2017 respectively from the Polity IV and World Bank datasets for the states. This data provides graphical support for the brief process-tracing analysis. At that point, I will compare and contrast this relationship to the previous accession wave. Then, I will evaluate the additional factors that may have determined their speed of EU accession, namely presence of influential pro-Russian parties, ethnic makeup of the states, and conflict involvement of each state through Boolean analysis.

In the analysis of *Hypothesis 4*, I examine the historical trajectory of the EU membership application process for Eastern European states of Lithuania, Latvia, Estonia, Poland, Hungary, the Czech Republic, Slovenia, Slovakia, Malta, and Cyprus who joined in 2004. I provide a brief overview as to when and why they were invited to join and assess their accession timeframe through process-tracing. The independent variables are their economic and pro-democratic performance, while the dependent variable is accession into the EU. The unit of analysis is the timeframe of EU accession for each of the states. I utilize a complete longitudinal datasets of wealth and democracy indicators that are available for the period of 1952 through 2017 respectively from the Polity IV and World Bank datasets for the states. This data provides graphical support for the brief process-tracing analysis. At that point, I will compare and contrast this relationship to the previous accession wave. Then, I will evaluate the additional factors that may have determined their speed of EU accession, namely presence of influential pro-Russian parties, ethnic makeup of the states, and conflict involvement of each state through Boolean analysis.

I evaluate *Hypothesis 5* by analyzing the historical trajectory of the EU membership application process for the Balkan states of Bulgaria, Romania (2007), and Croatia (2013). I provide a brief overview as to when and why they were invited to join and assess their accession timeframe through process-tracing. The independent variables are economic and pro-democratic performances, while the dependent variable is accession into the EU. The unit of analysis is the timeframe of EU accession for each of the states. I utilize a complete longitudinal datasets of wealth and democracy indicators that are available for the period of 1952 through 2017 respectively from the Polity IV and World Bank datasets for Bulgaria, Romania and Croatia. This data provides graphical support for the brief process-tracing analysis. At that point, I will compare and contrast this relationship to the previous accession wave. Then, I will evaluate the additional factors that may have determined their speed of EU accession, namely presence of influential pro-Russian parties, ethnic makeup of the states, and conflict involvement of each state through Boolean analysis.

I evaluate *Hypothesis 6* by evaluating the historical trajectory of the EU membership application process for the Balkan states of Serbia, Montenegro, Albania, Macedonia, and Turkey. I provide a brief overview as to when and why they were invited to join and assess their accession timeframe through process-tracing. The independent variables are their economic and pro-democratic performances, while the dependent variable is accession into the EU. The unit of analysis is the timeframe of EU accession for each of the states. I utilize a complete longitudinal datasets of wealth and democracy indicators that are available for the period of 1952 through 2017 respectively from the Polity IV and World Bank datasets for Serbia, Montenegro, Bosnia, and Macedonia. This data provides graphical support for the brief process-tracing analysis. At that point, I will compare and contrast this relationship to the previous accession wave. Then, I

will evaluate the additional factors that may have determined their speed of EU accession, namely presence of influential pro-Russian parties, ethnic makeup of the states, and conflict involvement of each state through Boolean analysis.

5.2.3.2 *Durational model*

I will finalize this project with a durational analysis of the effects of geographical proximity to Russia while controlling for wealth and democracy, since the Boolean analysis tests congruence, but cannot really control for confounding factors, while duration analysis can provide that. For the purpose of the analysis, I will utilize application time-line data of all European countries that ever applied for EU membership from the year of application through accession. This variable is transformed into a dummy variable (years associated with EU membership are coded as 1 while years a country is not a part of the EU are coded as zero). I also include a variable for all EU member and applicant states about their proximity to Moscow, converted in their logarithm value, as well as indicators of wealth in GDP per capita (current USD) and democracy in Party Competition for the same time period in order to compare their impact on EU accession to the impact of proximity to Russia. Proximity to Russia, Party Competition, and GDP per capita (current USD) are my independent variables, while EU Accession is my dependent variable. I will test the impact of Proximity to Russia (*Hypothesis 7*), GDP per capita (current USD) (*Hypothesis 8*) and Party Competition (*Hypothesis 9*) on EU application success over time. Since the dependent variable is dichotomous, the most appropriate model will be a Weibull model - an event history model that predict the time to an event.

5.3 Alternative Explanations

In the preceding paragraphs I mentioned that each new accession wave was related to corresponding changes in accession terms for new members and affected the functioning of all

organs and institutions of the EC. This is the official reason why the EC requires a period of consolidation of its new borders and a transitional period for adaptation of new members. In terms of new member accession this means that the issue of slower accession of the latter waves is not due to the Eastern states' geographic and ethnic makeup, but rather because their accession came at a later time when the EU was larger and more complex. Ultimately, this insight is very useful because it identifies the transformative nature of EU integration and the fact that the growing complexity of the IGO indeed requires careful re-tuning of the EU institutions, so they can function properly. While this sounds reasonable, it undermines the fact that new member states are hand-picked and undergo an application period when their political and pro-democratic performance is strictly monitored by established member states. New members are invited to join selectively and accessed only when all necessary expectations for membership are met. Therefore, the period of institutional adaptation is minimized by design by the process of EU accession.

Furthermore, it is also conceivable that the differences in accession time between east and west are merely the result of changing standards between 1952 and 2017. Even though the standards have undeniably improved during the EU's existence, during the application period the democratic and economic performance of new members is measured for their consistency. In other words, it is not necessarily the standards, but the stability of the institutions and processes that produce pro-democratic development that is a fundamental prerequisite for EU membership, as discussed by the Copenhagen criteria.

Overall, while both scenarios are plausible, these perceptions underplay the importance of geography and ethnicity for expansion of the EU into Eastern Europe. The reason for that is because accession of new member states in the latest waves of accession as well as the promises

for future accession made to pending members are subjected to widely varying and inconsistent expectations that cannot be adequately explained by neither of the above. Furthermore, the fact that some new member states were subjected to unequal membership terms, such as employment bans and delay in Euro zone participation defy these conventional explanations.

5.4 Significance

The crucial objective of this research is to arrive at a new perspective of the process of EU integration of the region in order to understand the additional factors not readily identified in the previous studies that explain EU accession. The research presented here obviates some gaps in the existing literature, shows how the conventional knowledge cannot fully explain the integration process and speed of accession, and finds new explanations of the phenomenon of EU enlargement in Eastern Europe. For political science as a whole, this research can clarify and enhance understanding of processes that promote and hinder democratization and equality beyond the EU. Ultimately, this study will contribute and broaden our understanding of contemporary international organizations and contemporary political events.

6 WAVE 2: ACCESSION OF WESTERN EUROPE

Chapter 6 consists of analysis of the accession of the Western European members, which includes the accession of Denmark, Ireland, and United Kingdom in 1973. After the historical and political overview, I will evaluate my claim that the established member states speed up accession of new members from desirable regions such as Western Europe, since they exhibit fewer additional factors that impede accession through Hypothesis one (H1):

Accession of Western Europe (H₁): The wealthy and democratic Western European states (Wave 2) of Denmark, Ireland, and the United Kingdom were accessed in the EU faster than their Eastern European counterparts because they brought very few additional factors perceived as problematic by the established member states.

The success of the Union created by the Six attracted international recognition. However, the Six never went through an accession process, but further enlargement after the initial Wave 1 would require a formal application and approval process. In 1967, despite the afore-mentioned concerns and objections from France, the United Kingdom renewed its application in the EU. Ireland, Denmark, and Norway also applied for membership and the Six decided to begin negotiations with them at the Hague summit. Norway's application was rejected in 1967 due to lack of popular support for its EU membership in a nation-wide referendum. In 1973 the United Kingdom, Ireland, Denmark became official members of the Union.

6.1 Denmark

Denmark is a Scandinavian country located on the archipelago and the Jutland peninsula, whose capital is Copenhagen. Denmark has a long coastline by the North Sea and borders Germany to the South and is connected to Sweden via a bridge. The total area of Denmark is 26,672 square miles (or 42,924 square km) and a total population of 5,659,715 as of 2015, that comprises a 1.1 percent share of total EU population as of 2015. The political system is parliamentary constitutional monarchy and Denmark is an EU member since January 1st, 1973. Denmark holds thirteen European Parliament seats and has held the rotating EU Council presidency seven times for the period of 1973 through 2012. Its official currency is the Danish Krone (DKK) and is a member of the Schengen Area since March 25th, 2001⁴².

The 1864 defeat in the Danish-German war, led to the loss of the Danish territories of Schleswig and Holstein, but the country manages to maintain neutrality during WWI. 1948 marked the end of absolutism in Denmark and a year later the first Danish constitution was ratified. After the end of the war, in 1920 a referendum is held in Schleswig that leads to the territory's successful return to Denmark. Even though Denmark signed a ten year peace agreement with Germany, in 1940 Nazi Germany invaded Denmark and the country remained under Nazi occupation for the entire duration of WWII. Following the Nazi invasion, the Danish government surrendered, but resistance movements formed that managed to save thousands of Jews from death camp deportation. Other Danes cooperated with the invading forces and even joined the Nazi Party lines. After the end of the war in 1945 Denmark became a member of the UN and in 1949 it became a member of NATO.

⁴² http://europa.eu/european-union/about-eu/countries/member-countries/denmark_en

Pro-Russian political parties

The **Danish People's Party** (Danish: Dansk Folkeparti, DF) is **right**-wing populist party that identifies with national conservatism and is led by Kristian Thulesen Dahl. It was founded in 1995 when it broke away from the Danish Progress Party. In the 2015 elections the DF received 21.1 percent of the vote and 37 seats (see official statistical data published by the Ministry for Economic and Interior Affairs⁴³), which made it the second party in the country. The DF participated in the March 2015 pro-Kremlin summit of conservative parties in St. Petersburg that aimed to endorse Putin's conservative values.

Regardless of the existence of this Pro-Russian political party in Denmark, for the purpose of the analysis this element is coded as 0, since the DF did not exist during the country's EU application and accession.

Muslim and Roma minorities

In Denmark according to the PEW Research Center data⁴⁴, the Muslim population totaled around 226,000, which is 4.1 percent of the total population, by 2010. By the time of EU accession in 1973, the country's Muslim population was 2.1 percent, which is smaller than the average EU Muslim population of 2.15 percent in the EU up to that point, so it is coded as 0 for the purpose of the analysis. There is an estimated 2,500 Roma residing in Denmark as of 2010 according to the European Commission data⁴⁵. At time of accession, the Roma population in the country made up 0.05 percent of the total population, which is less the average EU Roma population of 0.29 percent up to that point, so it is coded as 0 for the purpose of the analysis.

⁴³ <http://www.dst.dk/valg/Valg1487635/valgopg/valgopgHL.htm>

⁴⁴ <http://www.pewforum.org/2011/01/27/table-muslim-population-by-country/>

⁴⁵ http://europa.eu/rapid/press-release_MEMO-14-249_en.htm

Conflict

There were no recorded wars that Denmark participated in for the duration of the EU's existence according to COW's data⁴⁶, so for the purpose of the analysis this element is coded as 0.

Boolean coding for Denmark

(0000) → (0000) → (0000) → (0000) → (0000)

6.2 Ireland

Ireland is a country that consists of the majority of the island of Ireland with a capital Dublin. Ireland has a long coastline on the Celtic Sea to the south and the Atlantic Ocean to the west, and the Irish Sea separates it from the island of Great Britain to the East. The total area of Ireland is 43,370 square miles (or 69,797 square km) and a total population of 4,628,949 as of 2015 that comprises a 0.9 percent share of the total EU population as of 2015. The political system is parliamentary republic and Ireland is an EU member since January 1st, 1973. Ireland holds eleven European Parliament seats and has held the rotating EU Council presidency seven times for the period of 1975 through 2013. Its official currency is the Euro and is a Eurozone member since January 1st, 1999, but it is not a member of the Schengen space⁴⁷.

In 1921 in negotiations led by Michael Collins, the Treaty of London led to a partition of the island. Southern Ireland gained its autonomy followed by a civil war between the partisans of autonomy and those supporting an independent republic. The official end of the Civil War was in

⁴⁶ <http://www.correlatesofwar.org/data-sets/COW-war/cow-war-list>

⁴⁷ http://europa.eu/european-union/about-eu/countries/member-countries/ireland_en

May of 1923 when a cease fire was issued by the leader of the opposition led by Éamon de Valera. Northern Ireland remained attached to the United Kingdom. Despite of maintaining neutrality during WWII, the state offered support for the allies, especially in relation to defending Northern Ireland, so thousands of volunteers joined the British army forces. After the end of WWII, the impoverished country experienced significant migration and the Republic of Ireland remained very poor until the 1990s. Since its accession to the European Community in 1973, the country has experienced extremely dynamic economic development. Currently in Northern Ireland, Republicans (Catholics) want their region to leave the UK to join the Republic of Ireland, while the Unionists (Protestants) wish to remain British.

Pro-Russian political parties

There is no substantial popular support for Pro-Russian political parties in Ireland, so for the purpose of the analysis this element is coded as 0.

Muslim and Roma minorities

In Ireland according to the PEW Research Center data⁴⁸, the Muslim population totaled around 43,000, which is 0.9 percent of the total population, by 2010. By the time of EU accession in 1973, the country's Muslim population was 0.4 percent, which is smaller than the average EU Muslim population of 2.15 percent in the EU up to that point, so it is coded as 0 for the purpose of the analysis. There is an estimated 37,500 Roma residing in Ireland as of 2010 according to the European Commission data⁴⁹. At time of accession, the Roma population in the country made up 0.84 percent of the total population, which exceeded the average EU Roma population in the EU up to that point of 0.29 percent, so it is coded as 1 for the purpose of the analysis.

⁴⁸ <http://www.pewforum.org/2011/01/27/table-muslim-population-by-country/>

⁴⁹ http://europa.eu/rapid/press-release_MEMO-14-249_en.htm

Conflict

There were no recorded wars that Ireland participated in for the duration of the EU's existence according to COW's data⁵⁰, so for the purpose of the analysis this element is coded as 0.

Boolean analysis of Ireland

(0010) → (0010) → (0010) → (0010) → (0010) → (0010) → (0010)

6.3 The United Kingdom

The United Kingdom of Great Britain and Northern Ireland (commonly known to as the United Kingdom) is a country in Europe with capital London. It includes the island of Great Britain that is made up by England, Scotland, and Wales as well as northern-eastern part of Ireland and some smaller islands. Northern Ireland borders the Republic of Ireland to the south. Besides that, the United Kingdom is surrounded by the Atlantic Ocean, which includes the English Channel to the south, the North Sea to the east, and the Celtic sea to the south. The total area of the UK is 154,428 square miles (or 248,528 square km) and a total population of 64,875,165 as of 2015 that comprises 12.8 percent share of total EU population as of 2015. The political system is parliamentary constitutional monarchy and the United Kingdom is an EU member since January 1st, 1973. The UK holds seventy-three European Parliament seats and has

⁵⁰ <http://www.correlatesofwar.org/data-sets/COW-war/cow-war-list>

held the rotating EU Council presidency five times in the period of 1977 and 2005. Its official currency is the Pound Sterling (GBP) and it is not a member of the Schengen space⁵¹.

The prosperity and peace for the people of Britain brought about by the Victorian era ended with World War I, when Britain took the side of the Entente against Germany. Nearly one million Britons were killed before Germany surrendered in November 1918. In World War II together with France, the USSR, and the USA, the UK was among the major powers that led the victory of the anti-Hitler coalition. The UK suffered a tremendous loss of life and destruction during WWII. Much of the success of the UK in WWII is attributed to its Prime Minister Winston Churchill (1940-1945). Around the time of the withdrawal from politics of Churchill in 1955 there are some major strategic changes for Britain, as the state began developing its own nuclear weapons and became one of the world's greatest nuclear powers. This led to warming of the relationship with the United States, leading to an agreement of military deployment of US troops on British territory. King George VI died in 1952 and his daughter Elizabeth II ascended to the throne. Tensions between Protestants and Catholics in Northern Ireland exacerbated in the late 1960s when the Irish Republican Army launched a campaign of armed struggle and terrorism that lasted several decades until the end of the 1990s. On June 23rd, 2016 the UK held a referendum on UK's status as a member of the European Union and the vote of the referendum indicated that 51.8 percent of voters support UK's exit out of the European Union. Currently, the future of "Brexit" is unclear.

Pro-Russian political parties

The **United Kingdom Independence Party** (UKIP) is a **right**-wing political party led by Diane James. The party was founded in 1993 by historian Alan Sked and its main platform is that

⁵¹ http://europa.eu/european-union/about-eu/countries/member-countries/unitedkingdom_en

the UK should leave the European Union. The party maintains the views of Euroscepticism and reduction of immigration. UKIP has attracted some members of the ruling Conservative Party, but UKIP in essence is more of a populist party, since it attracts protest voters. After serving as the party leader from 2006 to 2009, Nigel Farage was re-elected by the party members as a leader on November 5th, 2010. Farage openly admires Putin and is overall supportive to Russia's foreign policy course of action referring to it as "brilliant"⁵². According to the results of parliamentary elections May 7, 2015 the party won 12.6 percent of the vote, thus finishing third among parliamentary parties (see UK Electoral Commission data⁵³), losing only to the Conservatives and the Labour Party. On July 4, 2016 Nigel Farage announced his resignation from the post of leader of the party due to the favorable outcome of the referendum for the withdrawal of the UK from the European Union on June 23rd 2016. Farage states that the successful Brexit vote was the reason that he entered politics, but these are speculations that he left his post because of his party's inability to follow through with the Brexit promises. On September 16th 2016 Diane James became the new party leader.

The **British National Party** BNP is a **right**-wing political party led by Nick Griffin. The party was founded in 1982 as the successor to the National Front party that split in the early 1980s. The founder of the party, John Kindel does not hide his admiration for the National Socialist ideology. A major point in the platform of the party is expelling all non-white immigrants from Britain. The party has no representatives in the British parliament, but in the EU elections in 2009, the BNP gained two seats in the European parliament (see UK Electoral

⁵² <http://www.dailymail.co.uk/news/article-2593006/Why-I-admire-Putin-Farage-Ukip-leader-praises-Russian-President-superb-operator-outwitted-West.html>

⁵³ <http://www.electoralcommission.org.uk/find-information-by-subject/elections-and-referendums/past-elections-and-referendums/uk-general-elections/2015-uk-general-election-results>

Commission data⁵⁴), with one of the seats give to the party leader Nick Griffin. Nick Griffin has openly expressed his support for Russia, claiming that Russia is a democratic state and defends its foreign policy choices. The BNP participated in the March 2015 pro-Kremlin summit of conservative parties in St. Petersburg that aimed to endorse Putin's conservative values.

Regardless of the existence of these Pro-Russian political parties in the United Kingdom, for the purpose of the analysis this element is coded as 0, since they were not in existence during the country's EU application and accession.

Muslim and Roma minorities

In the United Kingdom according to the PEW Research Center data⁵⁵, the Muslim population totaled around 2,869,000, which is 4.6 percent of the total population, by 2010. By the time of EU accession in 1973, the country's Muslim population was 2 percent, which is smaller than the average EU Muslim population of 2.15 percent in the EU up to that point, so it is coded as 0 for the purpose of the analysis. There is an estimated 225,000 Roma residing in the United Kingdom as of 2010 according to the European Commission data⁵⁶. At time of accession, the Roma population in the country made up 0.36 percent of the total population, which exceeded the average EU Roma population in the EU up to that point of 0.29 percent, so it is coded as 1 for the purpose of the analysis.

⁵⁴ <http://www.electoralcommission.org.uk/find-information-by-subject/elections-and-referendums/past-elections-and-referendums/european-parliamentary-elections/2009-European-Parliamentary-election-results>

⁵⁵ <http://www.pewforum.org/2011/01/27/table-muslim-population-by-country/>

⁵⁶ http://europa.eu/rapid/press-release_MEMO-14-249_en.htm

Conflict

There were no recorded wars that the United Kingdom participated in within the European neighborhood for the duration of the EU's existence according to COW's data⁵⁷, so for the purpose of the analysis this element is coded as 0.

Boolean analysis of the UK

(0010) → (0010) → (0010) → (0010) → (0010) → (0010) → (0010)

6.4 Boolean analysis of Wave 2

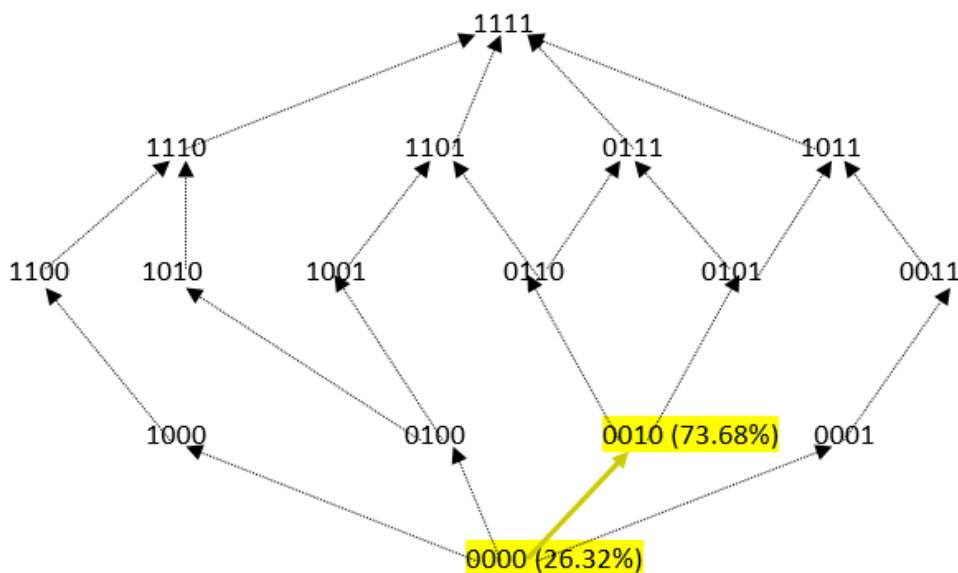


Figure 6.4.1 Compilation of factors that impede EU accession speed in Wave 2

Figure 6.4.1 is a compilation of the additional factors identified in the previous chapters that affect EU accession speed for all three states, Denmark, Ireland, and the United Kingdom, who joined the EU in Wave 2. These factors are evaluated by analyzing their presence and

⁵⁷ <http://www.correlatesofwar.org/data-sets/COW-war/cow-war-list>

coherence within the wave, where coherence illustrates the variety of these factors within the wave. In the case of accession of states in Wave 2, two out of three of the states had Roma minorities that exceeded the EU average at the time of their EU accession (see position 0010 at 73.68 percent). There were no significant Muslim minorities, pro-Russian parties, or conflict in the states accessed in Wave 2, so the grid is limited only to one branch in the second row. By looking at Figure 6.4.2 below, we can also see that the pro-democratic development of the states accessed in Wave 2 ranks them as third highest in the EU's accession history, once we exclude the member applicants with Frozen application status. As mentioned before, if the conventional wisdom is true, then we can expect to see a reverse relationship between GDP (current US dollars)/polity average per wave and accession speed. In other words, the higher the GDP (current US dollars)/polity averages for the entire application period per wave, the faster the accession. This is not what we see, and Wave 2 shows the second fastest time of accession after Wave 4. If the conventional wisdom was true Wave 5 should have had faster accession time than Wave 2, because of its higher GDP (current US dollars)/polity averages. Since Wave 2 is very coherent and limited in factors that impede EU accession speed, this lends a valuable explanation for H1. Ultimately, this supports the idea that established member states allowed the faster accession of the Western European states in Wave 2 not solely based on their successful pro-democratic development, but also because the states in Wave 2 displayed relatively few factors perceived as problematic for accession.

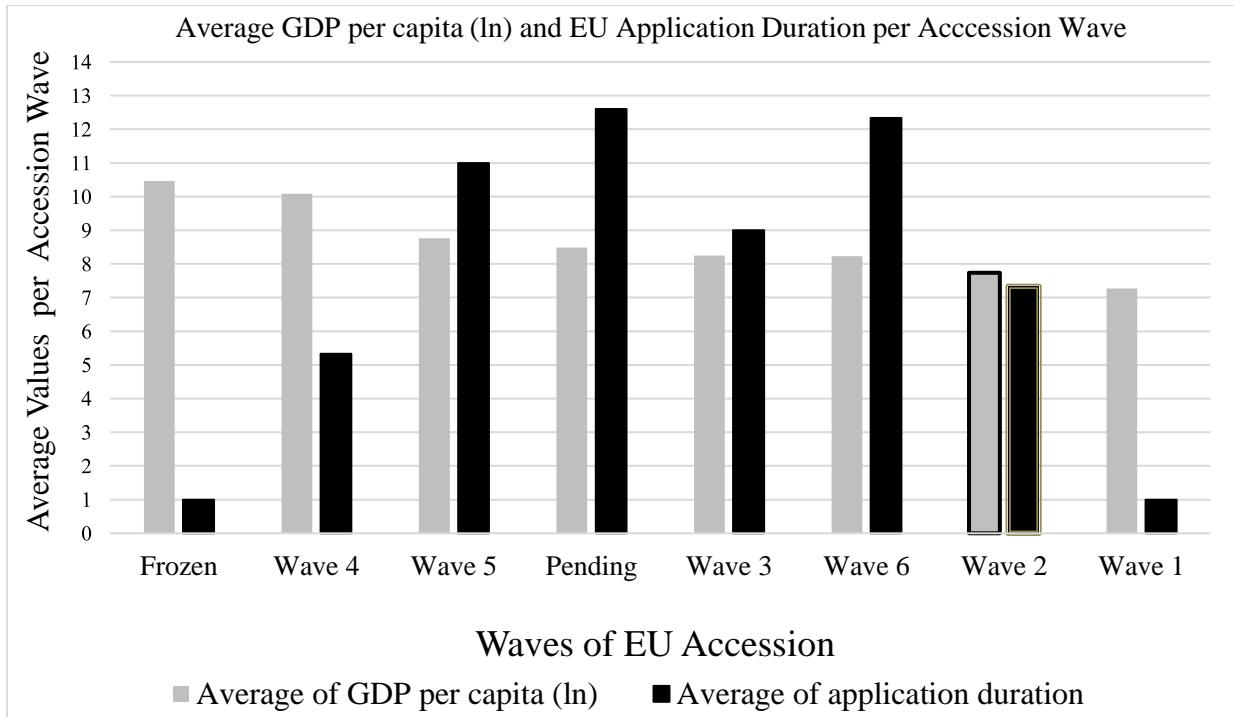


Figure 6.4.2 Compilation of pro-democratic development and application duration by wave compared to Wave 2

7 WAVE 3: ACCESSION OF SOUTHERN EUROPE

Chapter 7 consists of analysis of the accession of Southern European members, which includes Greece (1981), Spain, and Portugal (1984). The question I will answer here is: Why was the accession of the Southern European states easier for poorer Southern European states than for Eastern European states? After the historical and political overview, I will establish whether earlier waves of accession of new member states exhibit more relaxed expectations of democratic and economic development and shorter timeframe of accession into the EU. Here, I will evaluate my claim that the established member states speed up accession of new members from desirable regions such as Southern Europe, since they exhibit fewer additional factors that impede accession through Hypothesis two (H₂):

Accession of Southern Europe (H₂): Despite of their lower pro-democratic and economic performance, the Southern European states (Wave 2) of Greece (1981), Spain, and Portugal (1984) were accessed in the EU faster than their Eastern European counterparts because they brought very few additional factors perceived as problematic by the established member states.

The end of the last fascist regimes in Europe came with Salazar's removal from power in Portugal in 1974, the collapse of the dictatorial government in Greece in 1974, and the death of General Franco in Spain in 1975. The EU began redirecting substantial funding in order to generate jobs and infrastructure in these poor European states. The Southern states quickly committed themselves to pro-democratic development, which is a prerequisite for EU

membership. In 1981 Greece became the tenth EU member and was joined by Portugal and Spain five years later.

7.1 Greece

Greece is located in the northeast of the Mediterranean Sea and occupies the southern part of the Balkan Peninsula in southeastern Europe with capital Athens. Its territory includes islands in the Mediterranean, Aegean, and Ionian seas. Two-thirds of the territory of Greece is comprised of mountains, the highest in the country being Mount Olympus that stands at 9570 feet tall (2917 m). The total area of Greece is 50,948 square miles (or 131,957 square km) and a total population of 10,858,018 as of 2015, that comprises a 2.1 percent share of the total EU population as of 2015. The political system is parliamentary republic and Greece is an EU member since January 1st, 1981. Greece holds twenty-one European Parliament seats and has held the rotating EU Council presidency five times in the period of 1983 and 2014. Its official currency is the Euro and became a Eurozone member on January 1st, 2001⁵⁸.

After World War II, a three-year civil war broke out between communists and anti-communist forces in the country. The war ended in defeat for the Communists. As a result of this violent conflict, Greece remained politically unstable and tensions between leftist and right-wing politicians persisted for the next 30 years. By accepting the Marshall Plan, Greece took a major step towards what became known as the "Greek economic miracle." In 1965 King Constantine II dissolved the government of George Papandreou and the subsequent period of political clashes ended with a military coup in 1967. The coup established a regime of colonels that lasted until 1974. The end of the military regime was marked by a bloody uprising that was brutally

⁵⁸ http://europa.eu/european-union/about-eu/countries/member-countries/greece_en

suppressed by the military. This event shook the foundations of the junta that collapsed the year of Turkish occupation of Cyprus. In protest against the Turkish invasion of Cyprus, Greece withdrew from the military structures of NATO on August 14th, of 1974. In the summer of 1975 after carrying out democratic elections, Greece established a new constitution and formally dissolved monarchy. In 1980 the country returned to the NATO structures and in 1981 Greece joined the European Communities that later became the European Union. In the ensuing decade, the increased investments in the heavy industry, EU subsidies, and the increasing flow of tourists boosted the Greek economy and the standard of living rose to unprecedented up until that point levels. In addition, the traditionally hostile relations between Greece and Turkey improved after the earthquake in Izmit in 1999. The country suffered a severe blow from the global financial crisis at the end of the first decade of the 21st century. The subsequent government measures aimed at cutting government spending and tax increases led to the outbreak of protests and riots on May 5, 2010 and the political crisis still exists to this day.

Pro-Russian political parties

Golden Dawn (Greek: Χρυσή Αυγή, Chrysi Avgi) is a **right** nationalist political party in Greece chaired by Nikolaos Michaloliakos. The party opposes immigration, globalization, Marxism, and multiculturalism. Golden Dawn was founded in 1980 by convicted neo-Nazi Nikolaos Michaloliakos on behalf of one of the imprisoned leaders of the military junta from 1967 to 1974, Colonel Georgios Papadopoulos. The party was formed one year before Greece's accession into the EU and maintains close ties with similar groups in Europe, such as organization supported by Serbian and Russian nationalists. Golden Dawn is extremely opposed to the existence of the Republic of Macedonia and Albania and maintains that Serbia and Greece should have a common border. On September 28, 2013 the party leader Mihaloliakos, other MPs

and party activists were arrested on charges of forming a criminal organization and carrying out killings, extortion, as well as repressions against immigrants. Party activists are still awaiting trial in prison. Nevertheless, according to the Greek Ministry of the Interior election data⁵⁹ the party continues to gain popularity at the polls by finishing 3rd and winning 18 out of 300 seats in the parliamentary elections in September 2015.

Syriza (ΣΥΡΙΖΑ) or the Coalition of the Radical Left (Greek: Συνασπισμός Ριζοσπαστικής Αριστεράς) is **left** socialist political party in Greece founded in 2004 as a coalition of several left and far left organizations. The biggest among them is the party Synaspismos (Coalition of the Left of Movements and Ecology). After the success of the elections of May 2012, when it received 16.8 percent of the votes and became the second political force, Syriza was registered as a political party led by Alexis Tsipras. In a vote on June 17 the same year, Syriza received 26.9 percent of the vote and 71 seats in Parliament, strengthening its position as the most influential leftist party in the country. In July 2013 the Congress of Syriza agreed on the dissolution of the constituent parties and became a single political entity. Syriza won the elections in January 2015 and its leader Alexis Tsipras drew up a coalition government with the Independent Greeks party. In July 2013 a significant portion of Syriza's MPs who did not accept the terms of the contract between the Greek government and the EU and other creditors, split and formed the National Unity party led by the former Minister of Energy Panagiotis Lafazanis. This forced Tsipras to resign, but in the early elections in September 2015 Syriza won the majority of seats again (see the Greek Ministry of the Interior

⁵⁹ <http://ekloges.ypes.gr/current/v/public/index.html?lang=en#%22cls%22:%22main%22,%22params%22:{}>

election data⁶⁰). Tsipras's party and his supporters openly back Putin and his policies and oppose EU's sanctions against Russia.

Because of the existence of these parties for the purpose of the analysis, this element is coded as 1 as of 1980 and 1981 when Golden Dawn was established and is coded as 0 from 1975 to 1979, when there were no pro-Russian political parties in existence in Greece.

Muslim and Roma minorities

According to the PEW Research Center data⁶¹, in Greece the Muslim population totaled around 527,000 that is 4.7 percent of the total population in 2010. By the time of EU accession in 1980, the Greek Muslim population was 2.5 percent of the total population, which is larger than the average EU Muslim population of 2.1 percent up to that point, so it is coded as 1 for the purpose of the analysis. There is an estimated 175,000 Roma residing in Greece as of 2010 according to the European Commission data⁶². At time of accession, the Roma population in the country made up 1.55 percent of the total, which exceeded the average EU Roma population of 0.30 percent up to that point, so it is coded as 1 for the purpose of the analysis.

Conflict

There were no recorded wars that Greece participated in for the duration of the EU's existence according to COW's data⁶³, so it is coded as 0 for the purpose of the analysis.

⁶⁰

<http://ekloges.yypes.gr/current/v/public/index.html?lang=en#%7B%22cls%22:%22party%22,%22params%22:%7B%22id%22:4%7D%7D>

⁶¹ <http://www.pewforum.org/2011/01/27/table-muslim-population-by-country/>

⁶² http://europa.eu/rapid/press-release_MEMO-14-249_en.htm

⁶³ <http://www.correlatesofwar.org/data-sets/COW-war/cow-war-list>

Boolean analysis of Greece

(0110) → (0110) → (0110) → (0110) → (0110) → (1110) → (1110)

7.2 Spain

Located on the Iberian Peninsula, high plateaus and mountain ranges make up much of Spain's mainland. To the west Spain borders Portugal and to the north it borders France. Spain's territory also includes the Canary Islands, the Mediterranean Balearic Islands, and the autonomous territories of Melilla and Ceuta. The total area of Spain whose capital is Madrid is 195,346 square miles (or 505,944 square km) and a total population of 46,449,565 as of 2015 that comprises 9.1 percent of the total EU population as of 2015. The political system is constitutional parliamentary monarchy and Spain is EU member since January 1st, 1986. Spain holds fifty-four (54) European Parliament seats and has held the rotating EU Council presidency four times during the period of 1989 through 2010. Its official currency is the Euro and became a Eurozone member on January 1st, 1999 and a member of the Schengen space as of March 26th, 1995⁶⁴.

After the bloody Spanish Civil War (1936-1939), the Republic of Spain was overthrown by General Francisco Franco, who established an authoritarian regime that existed until his death in 1975. During World War II, despite his sympathy for the Axis, Franco's Spain remained nominally neutral. The fascist Spanish Falange that was founded in 1937 remained the only legal party in Spain until end of Franco's reign. Immediately after World War II, Spain was isolated politically and economically because Franco's close ties with Hitler and Mussolini. The country

⁶⁴ http://europa.eu/european-union/about-eu/countries/member-countries/spain_en

became a member of the United Nations in 1955 after Spain came out of international isolation. During the 1960s, the Spanish economy had an unprecedented growth that became known as the "Spanish miracle". At his death, Franco requested that Prince Juan Carlos I become king, so the new monarch was inaugurated in 1975. In October 1977 politicians, various parties, and trade unions signed an agreement on how to plan and carry out the economy during the transition from dictatorship to democracy. This agreement was the first step toward democracy in Spain. As a result of this agreement, the new Spanish Constitution was approved by a referendum on December 6th of 1978 and Spain became democratic state that provided autonomy to all provinces. In 1986 the country became a member of the European Union, which further stimulated the economy. The country's economy suffered a strong blow from the global financial crisis in 2008 and is currently slowly recovering.

Pro-Russian political parties

Podemos (in Spanish: Podemos, "We") is a **left** socialist party in Spain that was founded in 2014 by political scientist Pablo Iglesias. A few months later, according to the Spanish Ministry of the Interior election data⁶⁵, the party received 8 percent of the votes in the European elections. In the general elections in December 2015 Podemos received 21 percent of the vote and 69 of 350 seats in the lower house of parliament. In 2016, this result slightly improved to 21 percent of the vote and 71 seats. Ultimately, Podemos is currently the third most influential party that openly supports Russia and is an avid critic of sanctions against Russia.

Because this party was established in 2014, which is three decades after Spain was accessed into the EU for the purpose of the analysis this element is coded as 0.

⁶⁵ <http://www.infoelectoral.interior.es/min/busquedaAvanzadaAction.html>

Muslim and Roma minorities

In Spain according to the PEW Research Center data⁶⁶, the Muslim population is estimated to be 1,021,000, which is 2.3 percent of the total population in 2010. By the time of its EU accession in 1986, Spain's Muslim population was 0.7 percent, which is less than the average EU Muslim population of 2.1 percent up to that point, so it is coded as 0 for the purpose of the analysis. There is an estimated 750,000 Roma residing in Spain as of 2010 according to the European Commission data⁶⁷. At time of accession, the Roma population in the country made up 1.63 percent of the total population, which exceeded the average EU Roma population of 0.30 percent up to that point, so it is coded as 1 for the purpose of the analysis.

Conflict

There were no recorded wars that Spain participated in for the duration of the EU's existence according to COW's data⁶⁸, so for the purpose of the analysis this element is coded as 0.

Boolean analysis of Spain

(0010) → (0010) → (0010) → (0010) → (0010) → (0010) → (0010) →
 (0010) → (0010) → (0010)

7.3 Portugal

Portugal is located in the western part of the Iberian Peninsula and its capital is Lisbon. The country borders Spain to the east and north and has an open southern and western coastline on the Atlantic Ocean. Besides the mainland, Portugal includes the Azores and Madeira

⁶⁶ <http://www.pewforum.org/2011/01/27/table-muslim-population-by-country/>

⁶⁷ http://europa.eu/rapid/press-release_MEMO-14-249_en.htm

⁶⁸ <http://www.correlatesofwar.org/data-sets/COW-war/cow-war-list>

archipelagos. The total area of Portugal is 35,609 square miles (or 92,226 square km) and a total population of 10,374,822 as of 2015 that comprises a 2 percent share of total EU population as of 2015. The political system is semi-presidential and Portugal is an EU member since January 1st of 1986. Portugal holds twenty-one European Parliament seats and has held the rotating EU Council presidency three times during the period of 1992 and 2007. Its official currency is the Euro and is a Eurozone member since January 1st, 1999 and a member of the Schengen space as of March 26th of 1995⁶⁹.

In 1910 the monarchy in Portugal was replaced by a parliamentary republic with two chambers. This First Republic was unstable from the beginning and at the end of the WWI it degenerated into a dictatorship with elements of a totalitarian state. The participation of Portugal in WWI caused a deep rift in society that exacerbated the economic and political crises. All of this led to the coup of May 28th of 1926, which established the Second Republic. The Republic became the pro-fascist regime of Eshtado Novu in 1933 that maintained close relations with the Axis under the direction of Antonio de Oliveira Salazar. Salazar was a traditionalist who opposed liberalism, communism, socialism and anti-colonialism. For decades, the international community criticized him for his totalitarian views. The regime was overthrown in 1974 by the so-called "Carnation Revolution" that led the country to modern democracy and ensured the independence of the last colony in Africa. One million Portuguese left their homes in the colonies, becoming refugees, since the newly-independent states that replaced the colonies were ravaged by bloody civil wars. In 1986 the country joined the European Economic Community that marked significant economic progress.

Pro-Russian political parties

⁶⁹ http://europa.eu/european-union/about-eu/countries/member-countries/portugal_en

There is no substantial popular support for Pro-Russian political parties in Portugal, so for the purpose of the analysis this element is coded as 0.

Muslim and Roma minorities

In Portugal according to the PEW Research Center data⁷⁰, the Muslim population totaled around 65,000, which is 0.6 percent of the total population in 2010. By the time of EU accession in 1986, the country's Muslim population was 0.1 percent, which is smaller than the average EU Muslim population of 2.1 percent up to that point, so it is coded as 0 for the purpose of the analysis. There is an estimated 52,000 Roma residing in Spain as of 2010 according to the European Commission data⁷¹. At time of accession, the Roma population in the country made up 0.49 percent of the total population, which exceeded the average EU Roma population of 0.3 percent up to that point, so it is coded as 1 for the purpose of the analysis.

Conflict

There were no recorded wars that Portugal participated in for the duration of the EU's existence according to COW's data⁷², so for the purpose of the analysis this element is coded as 0.

Boolean analysis of Portugal

(0010) → (0010) → (0010) → (0010) → (0010) → (0010) → (0010) →
 (0010) → (0010) → (0010)

⁷⁰ <http://www.pewforum.org/2011/01/27/table-muslim-population-by-country/>

⁷¹ http://europa.eu/rapid/press-release_MEMO-14-249_en.htm

⁷² <http://www.correlatesofwar.org/data-sets/COW-war/cow-war-list>

7.4 Boolean analysis of Wave 3

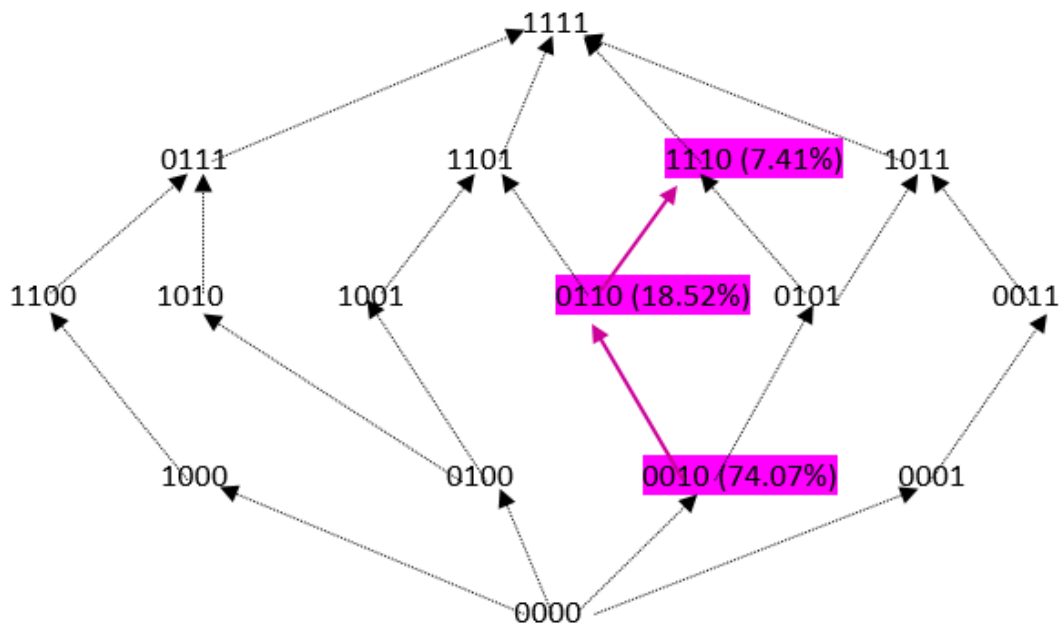


Figure 7.4.1 Compilation of factors that impede EU accession speed in Wave 3

Figure 7.4.1 is a compilation of the additional factors that affect EU accession speed for all three states, Greece, Spain, and Portugal, who joined the EU in Wave 3. In the case of accession of states in Wave 3, all of the states had Roma minorities that exceeded the EU average at the time of their EU accession (see position 0010 at 74.07 percent). The presence of Muslim minorities, pro-Russian parties, or conflict in the states accessed in Wave 3 was minimal, so the grid is limited to two low-concentration branches in the second and third rows. By looking at Figure 7.4.3 below, we can also see that the pro-democratic development of the states accessed in Wave 3 ranks them as fourth in the EU's accession history, once we exclude the member applicants with Frozen application status. As mentioned before, if the conventional wisdom is true, then we can expect to see a reverse relationship between GDP (current US dollars)/polity average per wave and accession speed. In other words, the higher the GDP (current US dollars)/polity averages for the entire application period per wave, the faster the

accession. This is not what we see, and Wave 3 shows the third fastest time of accession after Waves 2 and 4. If the conventional wisdom was true Wave 5 should have had faster accession time than Wave 2, because of its higher GDP (current US dollars)/polity averages. Since Wave 3 is very coherent and limited in factors that impede EU accession speed, this lends a valuable explanation for H2. Ultimately, this supports the idea that established member states allowed the faster accession of the poorer Southern European states in Wave 3 not based on their pro-democratic development, but because the states in Wave 3 displayed relatively few factors perceived as problematic for accession. Next, I will compare Waves 2 and 3 for presence of additional factors that impeded EU accession.

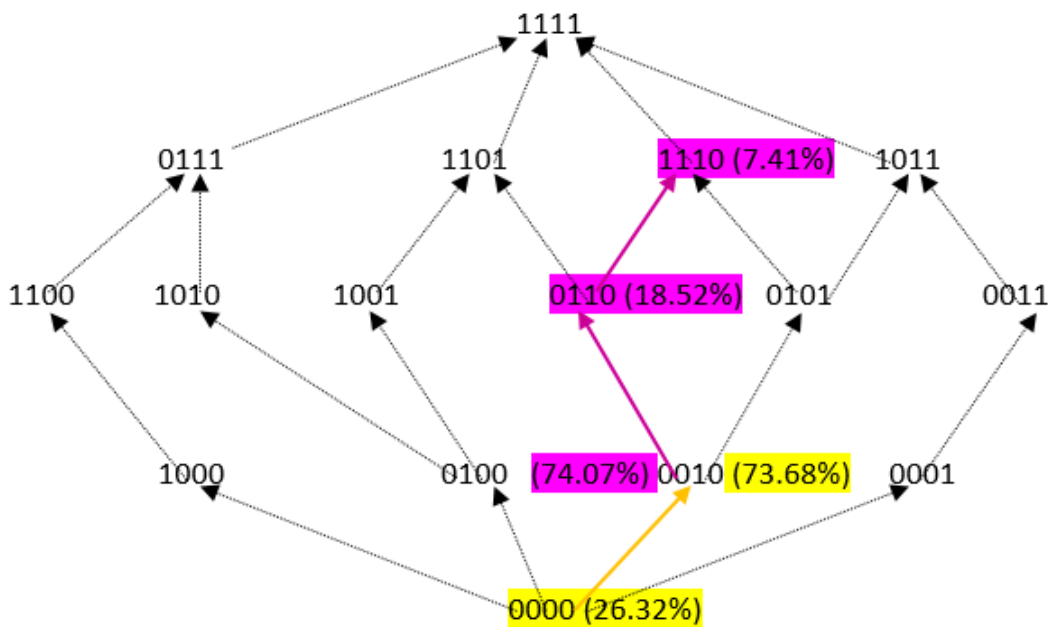


Figure 7.4.2 Comparison of factors that impede EU accession speeded in Wave 2 and Wave 3

In Figure 7.4.2 above, I examine the structures of additional factors that impede EU accession speed for Waves 2 and 3 again by comparing the waves' coherence. At a glance, it is

obvious that the states accessed in Wave 2 had a lot in common and were overall very coherent as far as displaying a minimal number of factors in only one pathway that impede EU accession speed. The states accessed in Wave 3 also had a lot in common, but were overall a little less coherent, since they displayed two instead of one branch. Most of the states in both waves had Roma populations that exceeded the Roma population in the EU at the time of their accession. Overall, the comparison of the two structures shows that Wave 3 produced a slightly more complicated structure of factors that impede EU accession. Never-the-less, from Figure 7.4.2 above it can be deduced that very few of the factors that impede EU accession speed are present in either Waves 2 or 3. This relative lack of structural diversity and similarity in nodular concentration of factors in Waves 2 and 3 all lend support for H2. This is indicative that speedy accession into the EU was allowed by established member states for the poor and lagging in pro-democratic development South European states of Greece (1981), Spain, and Portugal (1984), since the presence of factors impeding their EU accession was minimal. Ultimately, this is reasonable explanation as to why the recently democratized South-European states were accessed faster than Eastern Europe in the EU, even though at time of their EU accession they had GDP per capita (current USD) and polity scores averages close in value to the applicant states in Wave 6 the currently Pending members. Furthermore, this can also explain why the South-European states were accessed faster even than the recently democratized states in Wave 5, who displayed higher pro-democratic development (see Figure 7.4.3 below) at time of their accession. Had there been no additional consideration outside of the pro-democratic developments of the states, then the application duration for Wave 3 should be proportionate to its political and economic development and thus be accessed at a slower rate, which lends additional support to for H2.

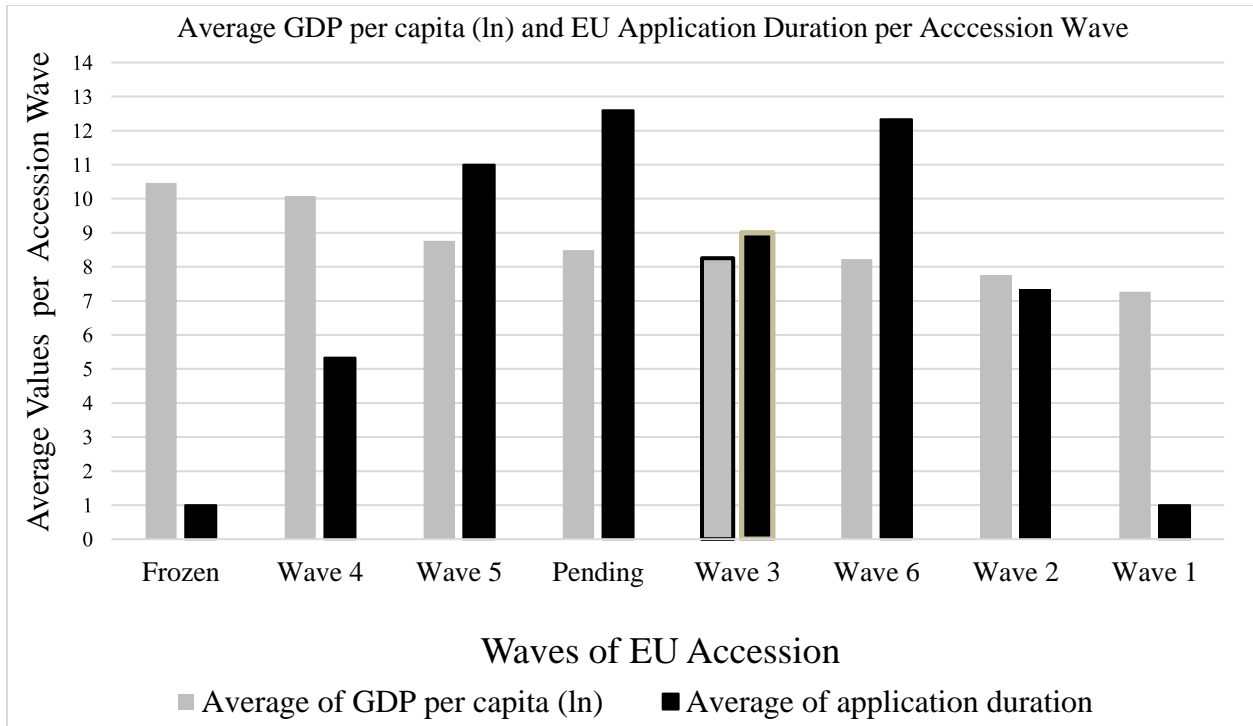


Figure 7.4.3 Compilation of pro-democratic development and application duration by wave compared to Wave 3

8 WAVE 4: ACCESSION OF NORTHERN EUROPE

Chapter 8 consists of analysis of the accession of Northern European members and will evaluate my claim that there are political considerations of established member states that speed up accession of new members from desirable regions, such as Northern Europe. This will include the accession of Austria, Finland, and Sweden in 1995. After the historical and political overview, I will conduct the analysis of hypothesis three (H₃). The question I will answer here is: Why was the accession of the Northern European states smoother and faster than for Eastern European applicants?

In this chapter I evaluate whether earlier waves of accession of new member states exhibit lower expectations of democratic and economic development and shorter timeframe of accession into the EU in the following hypotheses:

Accession of Northern Europe (H₃): EU accession of Austria, Finland, and Sweden in 1995 was fast due to the fact that the states accessed in Wave 4 did not bring in significant volume of additional factors that impede accession speed.

In 1992 Norway's EU application was rejected due to a second negative referendum vote on EU accession. Austria, Finland, and Sweden were accessed in 1995 and the EU members total fifteen. These countries had the highest pro-democratic indicators of development thus far within the history of the Union and the shortest accession timeframe.

8.1 Austria

Located in the Alps, Austria is a country with mostly mountainous terrain and a capital Vienna. It borders Italy and Slovenia to the south, Slovakia and Hungary to the east, Switzerland

and Liechtenstein to the west, and Germany and the Czech Republic to the north. In contrast to the high southern and western parts, the eastern provinces are low-lying plains along the Danube River. The total area of Austria is 52,120 square miles (or 83,879 square km) and a total population of 8,576,261 as of 2015, that comprises a 1.7 percent share of total EU population as of 2015. The political system is federal parliamentary republic and Austria is an EU member since January 1st, 1995. Austria holds eighteen European Parliament seats and has held the rotating EU Council presidency two times in 1998 and 2006. Its official currency is the Euro and is a Eurozone member since January 1st, 1999, and member of the Schengen Area since December 1th, 2007⁷³.

In 1867 King Franz Josef approved the establishment of the dual monarchy of Austria-Hungary, where both parts of this monarchy have their own parliament. The joint rule pertained only to defense, foreign and economic policy. After World War I the Austro-Hungarian Empire was dismembered. As a result, Czechoslovakia, Austria, and Hungary became independent states and other lands of the former empire became part of the territories of Poland, Romania, Italy, and Yugoslavia. Thus, Austria became a small German-speaking country. On November 12th, 1918 the Republic of Austria was established. In 1938 German troops entered Austria, and in the meantime a referendum took place for or against joining Germany. The result is decisively in favor of accession into Germany and Austria became a part of Germany. On May 15th, 1955 after occupation by Allied troops, the independent Republic of Austria was restored. After years of efforts to participate in the European integration, Austria became a member of the European Union on January 1, 1995.

Pro-Russian political parties

⁷³ http://europa.eu/european-union/about-eu/countries/member-countries/austria_en

The **Freedom Party of Austria** (Austrian: Freiheitliche Partei Österreichs, FPÖ) is a **right**-wing populist party led by Heinz-Christian Strache since 2005. The party was founded in 1956 and identifies with national conservatism. In recent elections to the National Council (lower house of the Austrian parliament) held on September 29th 2013 the party won 20.5 percent, this finishing third and getting 40 mandates (see election result data on the Austrian Ministry of the Interior website⁷⁴). On the first round of presidential elections held on April 24th 2016, the party's candidate Norbert Hofer won the uninitiated with 35.4 percent of over 68 percent of Austrians who voted for him. The party maintains a close relationship with the United Russia party, the leading Russian party in Russia that put forward Vladimir Putin. The FPÖ participated in the March 2015 pro-Kremlin summit of conservative parties in St. Petersburg that aimed to endorse Putin's conservative values. Because of the existence of the Freedom Party of Austria since 1956 for the purpose of the analysis, this element is coded as 1 as of 1989 and 1995.

Muslim and Roma minorities

In Austria according to the PEW Research Center data⁷⁵, the Muslim population totaled around 475,000 that is 5.7 percent of the total population by 2010. By the time of EU accession in 1995, the country's Muslim population was 2.1 percent, which is larger than the average EU Muslim population of 1.84 percent in the EU up to that point, so it is coded as 1 for the purpose of the analysis. There is an estimated 35,000 Roma residing in Austria as of 2010 according to the European Commission data⁷⁶. At time of accession, the Roma population in the country made up 2.09 percent of the total population, which exceeded the average EU Roma population in the EU up to that point of 0.53 percent, so it is coded as 1 for the purpose of the analysis.

⁷⁴ <http://wahl13.bmi.gv.at/>

⁷⁵ <http://www.pewforum.org/2011/01/27/table-muslim-population-by-country/>

⁷⁶ http://europa.eu/rapid/press-release_MEMO-14-249_en.htm

Conflict

There were no recorded wars that Austria participated in for the duration of the EU's existence according to COW's data⁷⁷, so for the purpose of the analysis this element is coded as 0.

Boolean analysis of Austria

(1110) → (1110) → (1110) → (1110) → (1110) → (1110) → (1110)

8.2 Finland

Finland is a sparsely populated country in northeastern Europe with capital Helsinki. It borders the Baltic Sea to the southwest and northern border with Norway, northwestern border with Sweden, and to the eastern border with Russia. The total area of Finland is 210,297 square miles (or 338,440 square km) and a total population of 5,471,753 as of 2015 that comprises a 1.1 percent share of total EU population as of 2015. The political system is parliamentary republic and Finland is an EU member since January 1st, 1995. Finland holds thirteen European Parliament seats and has held the rotating EU Council presidency two times in 1999 and 2006. Its official currency is the Euro and is a Eurozone member since January 1st 1999, but is a member of the Schengen space as of March 25th 2001⁷⁸.

Shortly after the Communist Revolution in Russia Finland declared its independence on December 6th, 1917, which was recognized by the Russian communist government. Soon after, the Finnish civil war erupted between supporters the government and the far-left. The government managed to prevail only for a few months and the war involved a lot of violence on

⁷⁷ <http://www.correlatesofwar.org/data-sets/COW-war/cow-war-list>

⁷⁸ http://europa.eu/european-union/about-eu/countries/member-countries/finland_en

both sides that lasted several decades. The Treaty of Tartu of 1920 established the Soviet-Finnish border. According to the Molotov-Ribbentrop Pact, Finland fell within the Soviet sphere of influence and in November 1939 the Soviet Union invaded Finland. In the ensuing Winter War, despite its superiority in numbers, the Soviet forces suffered many casualties, but managed to get further into Finnish territory at the beginning of next year. After the Soviet bombing in June 1941, the war between the two countries resumed and continued until the signing of a new truce in 1944. In the coming months the Finnish troops launched the Lapland War against the German troops stationed in the northern part of the country. Although the Soviet Union imposed heavy reparations and Finland was unable to regain their lost territory, the Finns managed to avoid Soviet occupation of the country. The payment of reparations strengthens industrialization in the postwar years, and after the final payment of reparations, trade relations with the Soviet Union remained important for the Finnish economy. During the Cold War, although Finland was formally neutral, the Soviet influence in the country was strong and hundreds of books and films were banned by the Soviet censorship. Urho Kekkonen, a Finish politician with close ties to the Kremlin, was President for 26 years, with his last term ending in 1982.

Pro-Russian political parties

There is no substantial popular support for Pro-Russian political parties in Finland, so for the purpose of the analysis this element is coded as 0.

Muslim and Roma minorities

In Finland according to the PEW Research Center data⁷⁹, the Muslim population totaled around 42,000 that is 0.8 percent of the total population by 2010. By the time of EU accession in 1995, the country's Muslim population was 0.2 percent, which is smaller than the average EU

⁷⁹ <http://www.pewforum.org/2011/01/27/table-muslim-population-by-country/>

Muslim population of 1.84 percent in the EU up to that point, so it is coded as 0 for the purpose of the analysis. There is an estimated 11,000 Roma residing in Finland as of 2010 according to the European Commission data⁸⁰. At time of accession, the Roma population in the country made up 0.22 percent of the total population, which is less than the average EU Roma population in the EU up to that point of 0.53 percent, so it is coded as 0 for the purpose of the analysis.

Conflict

There were no recorded wars that Finland was a part of within the EU neighborhood for the duration of the EU's existence according to COW's data⁸¹, so for the purpose of the analysis this element is coded as 0.

Boolean analysis of Finland

(0000) → (0000) → (0000) → (0000)

8.3 Sweden

Sweden is the most populous Scandinavian country with capital Stockholm and is fifth in size in Europe. It is bordered by Norway in the west, Finland in the northeast, and has a coastline along the Baltic Sea in the east. It is connected to Denmark by the Öresund Bridge. The total area of Sweden is 272,517 square miles (or 438,574 square km) and a total population of 9,747,355 as of 2015 that comprises 1.9 percent share of total EU population as of 2015. The political system is parliamentary constitutional monarchy and Sweden is an EU member since January 1st, 1995. Sweden holds twenty European Parliament seats and has held the rotating EU Council

⁸⁰ http://europa.eu/rapid/press-release_MEMO-14-249_en.htm

⁸¹ <http://www.correlatesofwar.org/data-sets/COW-war/cow-war-list>

presidency two times in 2001 and 2009. Its official currency is the Swedish Krona (SEK) and it is a member of the Schengen Area since March 25th 2001⁸².

With the advance of the Industrial Revolution, Swedes gradually began to move to metropolitan areas to work in factories and many became members of socialist groups. Rising socialist revolution was averted in 1917, followed by restoration of parliamentarism and the country returned to democracy. Sweden retained its neutrality during the First and Second World Wars, although its neutrality during the Second is often called into question because of its concessions with both sides during the war. Sweden secretly allowed Alliance spies to work on its territory, but also openly supplied Nazi Germany with iron ore in exchange for coal. These German concessions were imposed by the Nazis and were considered unavoidable if Sweden was to maintain its neutrality. Unfortunately, its contribution to the Alliance and its purely humanitarian assistance are often overlooked because of its collaboration with the Nazis. After the end of WWII, Sweden was part of the Marshall Plan, but during the Cold War remained unattached to any side and still is not a member of any military organization. After the end of WWII Sweden took advantage of its natural resources and the lack of destruction on its territory and developed industry in order to meet the needs of post-war Europe. In doing so, Sweden soon became one of the richest countries in the world.

Pro-Russian political parties

The **Swedish Democrats** (Swedish: Sverigedemokraterna, SD) is a far-**right** party founded in 1988. Jimmie Åkesson is the leader of the far-right Sweden Democrats party and member of the Swedish Parliament after the parliamentary elections in 2010. Party supports strict immigration restrictions and called Islam the greatest foreign threat to Sweden since World War

⁸² http://europa.eu/european-union/about-eu/countries/member-countries/sweden_en

II. The party entered parliament for the first time in 2010 and was represented in parliament after winning 5.7 percent of votes. In the 2014 elections the SD finished third by winning 12.86 of the votes (see the Swedish election authority results⁸³). The SD participated in the March 2015 pro-Kremlin summit of conservative parties in St. Petersburg that aimed to endorse Putin's conservative values.

Because of the existence of the Swedish Democrats since 1988 for the purpose of the analysis, this element is coded as 1 as of 1991 and 1995.

Muslim and Roma minorities

In Sweden according to the PEW Research Center data⁸⁴, the Muslim population totaled around 451,000 that is 4.9 percent of the total population by 2010. By the time of EU accession in 1995, the country's Muslim population was 1.7 percent, which is smaller than the average EU Muslim population of 1.84 percent in the EU up to that point, so it is coded as 0 for the purpose of the analysis. There is an estimated 50,000 Roma residing in Sweden as of 2010 according to the European Commission data⁸⁵. At time of accession, the Roma population in the country made up 1.72 percent of the total population, which exceeded the average EU Roma population in the EU up to that point of 0.53 percent, so it is coded as 1 for the purpose of the analysis.

Conflict

⁸³ <http://www.val.se/val/val2014/slutresultat/R/rike/>

⁸⁴ <http://www.pewforum.org/2011/01/27/table-muslim-population-by-country/>

⁸⁵ http://europa.eu/rapid/press-release_MEMO-14-249_en.htm

There were no recorded wars that Sweden participated in for the duration of the EU's existence according to COW's data⁸⁶, so for the purpose of the analysis this element is coded as 0.

Boolean analysis for Sweden

(1010) → (1010) → (1010) → (1010) → (1010)

8.4 Boolean analysis of Wave 4

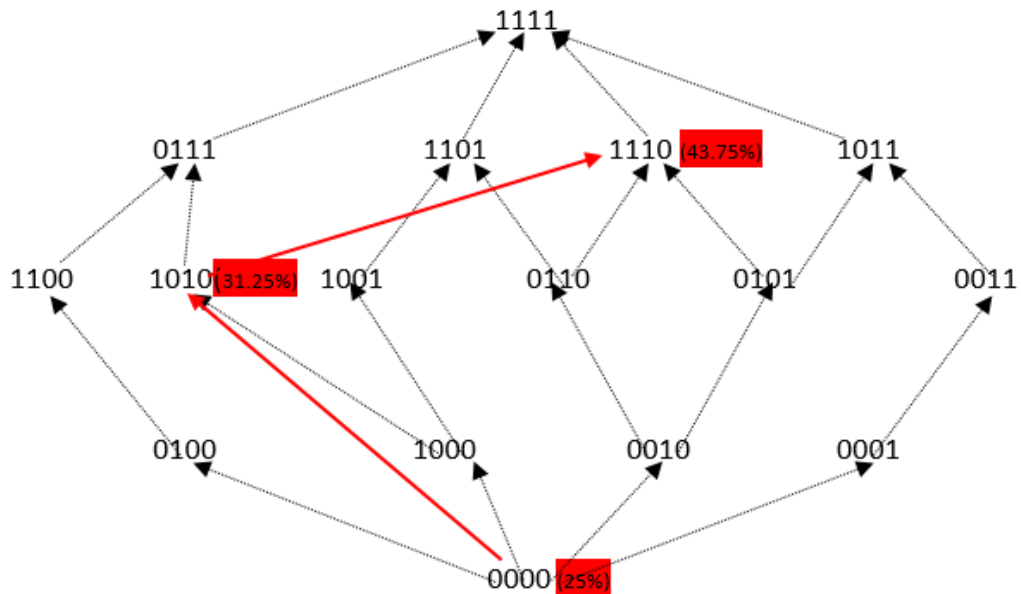


Figure 8.4.1 Compilation of factors that impede EU accession speed in Wave 4

Figure 8.4.1 is a compilation of the additional factors that affect EU accession speed for all 3 states that joined the EU in Wave 4. In the case of accession of states in Wave 4, 2 out of 3 of the states had, pro-Russian parties, Muslim minorities, and Roma minorities that exceeded the EU average at the time of their EU accession (see the 1110 nodule with the highest factor

⁸⁶ <http://www.correlatesofwar.org/data-sets/COW-war/cow-war-list>

concentration at 43.75 percent). Overall, the wave is rather coherent and limited in factors that impede EU accession speed, which provides a valuable explanation for H3, so the grid is limited to two higher concentration branches in the second and third rows. Ultimately, this means that established member states allowed the faster accession of the wealthy Northern European states because they displayed relatively few factors perceived as problematic for accession.

Next, I will compare Waves 2, 3, and 4 for presence of additional factors that impeded EU accession.

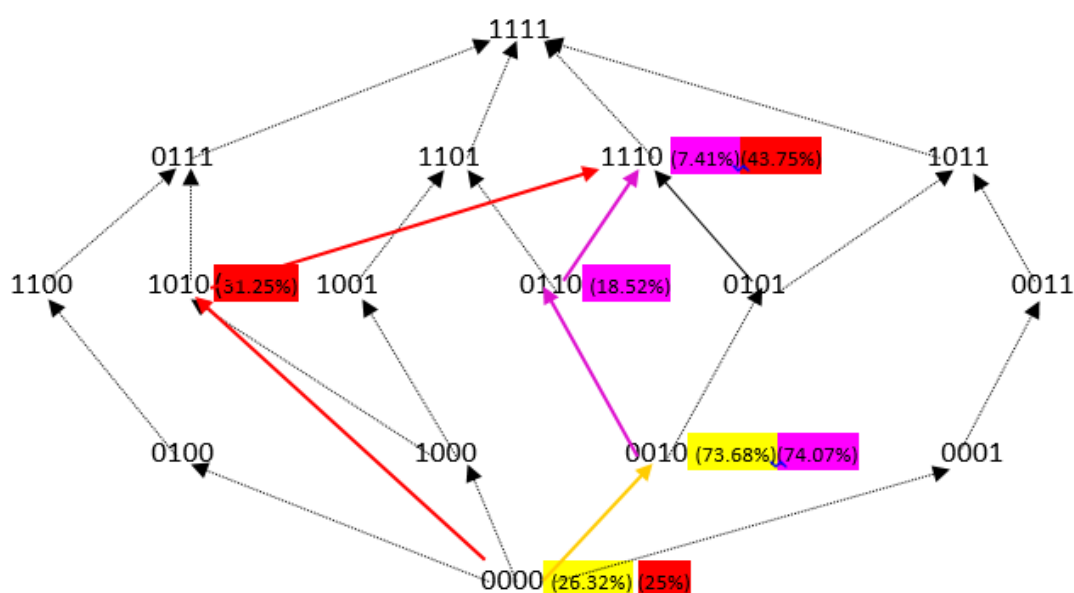


Figure 8.4.2 Comparison of factors that impede EU accession speeded in Wave 2 and Wave 3 and Wave 4

In Figure 8.4.2 above, I examine the structures of additional factors that impede EU accession speed for Waves 2, 3 and 4 again by comparing the waves' coherence. At a glance, it is obvious that the states accessed in Wave 2 had a lot in common and were overall very coherent as far as displaying a minimal number (in only one pathway) of factors that impede EU accession speed. The states accessed in Wave 3 also had a lot in common, but were overall a little less coherent, since they displayed two instead of one branch with higher concentration towards the

bottom rows. The states accessed in Wave 4 also had a lot in common, but were overall a little less coherent, since they displayed two instead of one branch with higher concentration towards the top rows. Most of the states in all waves had Roma populations that exceeded the Roma population in the EU at the time of their accession. Overall, the comparison of the structures shows that Wave 4 produced the most complicated structure of factors that impede EU accession. Never-the-less, from Figure 8.4.2 above it can be deduced that very few of the factors that impede EU accession speed are present in either Waves 2 or 3. Also, a gradual increase in factors that impede EU accession is observed between Wave 2, 3 and 4, which is a more accurate explanation of the waves' sequential placement in time than the states' pro-democratic performance during their application period, which lends support for H3. This is indicative that speedy accession into the EU was allowed by established member states for the wealthy Northern European states of Austria, Finland, and Sweden in 1995, since the presence of factors impeding their EU accession was relatively low. Had there been no additional consideration outside of the pro-democratic developments of the states, then the application duration for the earlier waves, such as Wave 4, should be proportionate to their political and economic development and thus place them towards the front of the chart as Wave 2. This is not what we observe here and the additional factors discussed above explain why Austria, Finland, and Sweden were accessed in Wave 4 instead (see Figure 8.4.3 below).

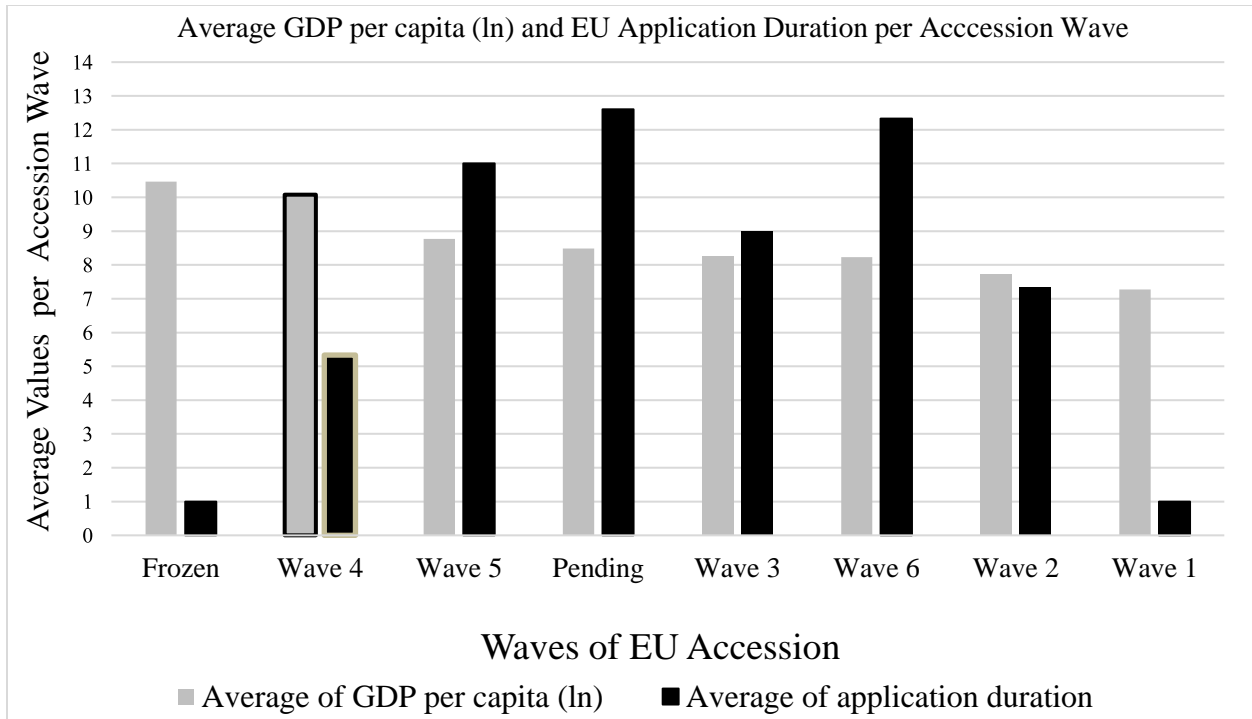


Figure 8.4.3 Compilation of pro-democratic development and application duration by wave compared to Wave 4

9 WAVE 5: ACCESSION OF CENTRAL AND EASTERN EUROPE

Chapter 9 consists of analysis of the accession of the Eastern European members and will evaluate whether the political landscape in the EU changed since the accessions of Southern Europe. This will include analysis of Wave 5, which consists of the EU accession of Lithuania, Latvia, Estonia, Poland, Hungary, the Czech Republic, Slovenia, Malta, Cyprus, and Slovakia in 2004. After the historical and political overview, I will conduct the analysis of hypothesis four (H4). The question I will answer here is: Was Eastern European states' pro-democratic and economic performance during the accession process the only determining factor for their slower accession speed?

In this chapter I evaluate whether earlier waves of accession of new member states exhibit lower expectations of democratic and economic development and shorter timeframe of accession into the EU in the following hypotheses:

Accession of Eastern Europe (H4): Despite of their positive pro-democratic and economic performance accession of the Eastern European states of Lithuania, Latvia, Estonia, Poland, Hungary, the Czech Republic, Slovenia, Malta, Cyprus, and Slovakia (Wave 5) was slower than previous accession waves due to the fact that they brought over factors that impede accession speed.

After the fall of the Berlin wall, the countries of Eastern and Central Europe sought a closer political affiliation with the Western Europe and NATO. In 1997 EU leadership approved the beginning of membership negotiations for Eastern and Central European countries of Lithuania, Latvia, Estonia, Poland, Hungary, the Czech Republic, Slovenia, Bulgaria, and Romania with the

addition of the two Mediterranean islands of Cyprus and Malta. All applicants except Bulgaria and Romania joined the EU in 2004.

9.1 Estonia

Estonia is a Baltic member of the EU with capital Tallinn. Estonia has mostly flat terrain and a long shoreline on the Baltic Sea to the north and west. The total area of Estonia is 17,462 square miles (or 45,227 square km) and a total population of 1,313,271 as of 2015, which comprises a 0.3 percent of total EU population. The political system is parliamentary republic and Estonia is an EU member since May 1st, 2004. Estonia holds six European Parliament seats and will assume the revolving EU Council presidency for the first time at the end of 2017. Its official currency is the Euro and it became a member of the Eurozone on January 1st, 2011 and the Schengen space on December 21st of 2007⁸⁷.

Estonia won its war for independence from Soviet Russia in 1920. Even though Estonia became a member of the League of Nations on September 22nd 1921, it managed to maintain its independence only for twenty years. In 1944 the USSR re-conquered Estonia, but Estonia regained independence on August 20th, 1991. During and shortly after WWII Estonia lost about a quarter of its population to the Holocaust during the German occupation, forced military drafting into the Red Army, and to Soviet deportations to labor camps in 1949. After establishing independence in 1991, Estonia's foreign policy has been conducted in close cooperation with its Western partners, so in September 1991 Estonia joined the United Nations, on March 29th 2004 it joined NATO, and the European Union in May 2004. Since the early 1990s, Estonia has actively cooperated with Latvia and Lithuania and the Nordic countries on political and economic levels.

⁸⁷ http://europa.eu/european-union/about-eu/countries/member-countries/estonia_en

Today, there is extensive economic interdependence between Estonia and its northern neighbors, where three-quarters of Estonia's foreign investment originates in the Nordic countries. However, the international reorientation of Estonia to the West has been accompanied by a general deterioration of the relations with Russia.

Pro-Russian political parties

The Estonian **Centre Party** (Estonian: Eesti Keskerakond) is social-liberal center-**left** party in Estonia. The party was founded on October 12th, 1991 from the support base of the Popular Front Party and is a currently an associate of the European Liberal Democratic Reform Party. It is led by Tallinn's Mayor Edgar Savisaar. After joining the party on August 21st, 2005 the Estonian Party of Pensioners, the party became the second by number of members in Estonia. In Estonia, where a quarter of the population is ethnically Russian, the Centre Party maintains a close relationship with one of Russia's dominant political parties, United Russia. Estonian authorities fear that this relationship is utilized in order to organize various activities of civil discontent of the ethnically Russian population in the region, such as the rally in Tallinn in support of Russia's annexation of Crimea. The party finished second in the 2011 general elections for the Estonian Parliament (Estonian Riigikogu) with 23.3 percent of the votes and 26 seats⁸⁸.

Because of the existence of this party since 1991, for the purpose of the analysis, this element is coded as 1 for the duration of the entire EU application period from 1995 to 2004.

Muslim and Roma minorities

In Estonia according to the PEW Research Center data⁸⁹, the Muslim population totaled around 2,000, which is 0.1 percent of the total population in 2010. By the time of its EU

⁸⁸ <http://electionresources.org/ee/riigikogu.php?election=2011>

⁸⁹ <http://www.pewforum.org/2011/01/27/table-muslim-population-by-country/>

accession in 2004, the country's Muslim population was 0.6 percent, which is smaller than the average EU Muslim population of 2.18 percent up to that point, so it is coded as 0 for the purpose of the analysis. There is an estimated 1,050 Roma residing in the country as of 2010 according to the European Commission data⁹⁰. At time of accession, the Roma population in the country made up 0.08 percent of the total population, which is less than the average EU Roma population of 2.18 percent up to that point, so it is coded as 0 for the purpose of the analysis.

Conflict

There were no recorded wars that Estonia participated in for the duration of the EU's existence according to COW's data⁹¹, so for the purpose of the analysis this element is coded as 0.

Boolean analysis for Estonia

(1000) → (1000) → (1000) → (1000) → (1000) → (1000) → (1000) →
 (1000) → (1000) → (1000)

9.2 Latvia

Latvia, whose capital is Riga borders Estonia, Lithuania, Russia, and Belarus and has a long coastline to the north and north-west with the Baltic Sea. Latvia is a flat country half of whose territory is covered by forests with more than 3,000 lakes and 12,000 rivers. The total area of Latvia is 24,931 square miles (or 64,573 square km) and a total population of 1,986,096 as of 2015 that comprises a 0.4 percent share of the total EU population as of 2015. The political system is parliamentary republic and Latvia is an EU member since May 1st of 2004. Latvia

⁹⁰ http://europa.eu/rapid/press-release_MEMO-14-249_en.htm

⁹¹ <http://www.correlatesofwar.org/data-sets/COW-war/cow-war-list>

holds eight European Parliament seats and took over the rotating EU Council presidency for the first time in 2015. Latvia's official currency is the Euro and is a Eurozone member as of January 1st, 2008 and a member of the Schengen space as of December 21st, 2007⁹².

The Soviet Union annexed the country under the name of Latvian SSR on June 17th of 1940, as an indirect consequence of the Molotov-Ribbentrop Pact in August 1939. The war between Nazi Germany and the USSR led to wide-spread repressions within the new Soviet republic. Over 35,000 Latvians were deported to Siberia, many of whom died there. Except for the repressive Nazi occupation from 1941 to 1944, during World War II, Latvia was still under Soviet rule as the Latvian Soviet Socialist Republic. After the death of Joseph Stalin in 1953, Latvian communists led by Prime Minister Edwards Berkļavs pushed a nationalist policy. These attempts did not appeal to the central government in Moscow and in 1959 the republic experienced a political purge and subsequent attempts to push pro-Russian agenda were much more intense than in neighboring Baltic republics. The reforms of the Soviet leader Gorbachev in the late 1980s stimulated the Latvian independence movement. In result on August 21, 1991 Latvia became independent again. Since then Latvia has dramatically strengthened its ties with the West by becoming a member of NATO and the European Union in 2004.

Pro-Russian political parties

The **Social Democratic Party Harmony** (Latvian: Socialdemokratiska partija "Sask" SDPS) is a **left**-wing Latvian political party founded in 2009. The group's leader is Jānis Urbanovičs. From 2009 to 2014 it was a part of the Harmony Centre coalition, and after 2014 it became an independent political entity. The party was formed in June 2009 from the merger of three political groups who up until then operated within the Harmony Centre coalition: Consent

⁹² http://europa.eu/european-union/about-eu/countries/member-countries/latvia_en

of the National Party, New Centre, and the Social Democratic Party. The newly-created political organization was leftist and continued to operate within the Harmony Centre, so its members ran for seats in the 2010 Parliamentary election list of the Centre. In 2014 SDPS split from the Harmony Centre coalition and launched independently in the European Parliament elections, obtaining 13.04 percent of the votes. Its representative in Strasbourg was Andrei Mamykin. In the parliamentary elections in 2014 the party obtained 23 percent of the vote and 24 seats⁹³. The core supporters of the party are ethnic Russians and the SDPS is the leading party in the country's capital, Riga. However, regardless of its significant support base, it was excluded from the ruling coalition in 2011 because of its open pro-Russian positions.

Because this party came into existence in 2009, that is after the country applied and was accessed into the EU, for the purpose of the analysis this element is coded as 0 for the duration of the entire EU application period from 1995 to 2004.

Muslim and Roma minorities

In Latvia according to the PEW Research Center data⁹⁴, the Muslim population totaled around 2,000 that is 0.1 percent of the total population in 2010. By the time of its EU accession in 2004, the country's Muslim population was 0.1 percent, which is smaller than the average EU Muslim population of 2.18 percent up to that point, so it is coded as 0 for the purpose of the analysis. There is an estimated 12,500 Roma residing in the country as of 2010 according to the European Commission data⁹⁵. At time of accession, the Roma population in the country made up 0.56 percent of the total population, which is less than the average EU Roma population of 2.18 percent up to that point, so it is coded as 0 for the purpose of the analysis.

⁹³ http://sv2014.cvk.lv/index_rez.html?lang=1

⁹⁴ <http://www.pewforum.org/2011/01/27/table-muslim-population-by-country/>

⁹⁵ http://europa.eu/rapid/press-release_MEMO-14-249_en.htm

Conflict

There were no recorded wars that Latvia participated in for the duration of the EU's existence according to COW's data⁹⁶, so for the purpose of the analysis this element is coded as 0.

Boolean analysis for Latvia

(0000) → (0000) → (0000) → (0000) → (0000) → (0000) → (0000) →
 (0000) → (0000)

9.3 Lithuania

Lithuania is a state located along south-eastern coast of the Baltic Sea with capital Vilnius. It is the largest and most populated Baltic State. The landscape is flat and one-third of it is covered by forests. It borders Latvia to the North, Poland to the south, and Belarus to the East and South. The total area of Lithuania is 25,207 square miles (or 65,286 square km) and a total population of 2,921,262 as of 2015 that comprises a 0.6 percent share of the total EU population as of 2015. The political system is parliamentary republic and Lithuania is an EU member since May 1st of 2004. Lithuania holds eleven European Parliament seats and has held the rotating EU Council presidency once in 2013. Its official currency is the Euro and is a Eurozone member since January 1st, 2015 and a member of the Schengen space as of December 21st of 2007⁹⁷.

Lithuania was occupied by Germany during World War I. On February 16th of 1918 the Council of Lithuania proclaimed the country's independence in Vilnius. From 1920 to 1922 the

⁹⁶ <http://www.correlatesofwar.org/data-sets/COW-war/cow-war-list>

⁹⁷ http://europa.eu/european-union/about-eu/countries/member-countries/lithuania_en

Lithuanian state was recognized by the international community with a capital Kaunas. On October 10th of 1939, after the conquest and division of Poland between Germany and the USSR as a result of the Molotov-Ribbentrop Pact, the territory of Lithuania was overtaken by Soviet troops. On June 15, 1940 Lithuania became part of the USSR as the Lithuanian Soviet Socialist Republic after Moscow gave an ultimatum to the Lithuanian government to resign and demanded increase of Soviet troops on Lithuanian territory. From 1941 to 1944 Lithuania was occupied by Nazi Germany. From 1944 to 1990 the country became a part of the USSR again. On March 11th of 1990 Lithuanians proclaimed independence. On March 29th of 2004 Lithuania became a member of NATO and in May 1st of 2004 Lithuania became a member of the EU.

Pro-Russian political parties

The **Order and Justice Party** (Lithuanian: Tvarka ir teisingumas) is a **right**-leaning populist organization in Lithuania. The party was originally founded in 2002 as a Liberal-Democratic Party (LDP) by Rolandas Paksas. In 2003 a scandal erupted because Paksas had granted Lithuanian citizenship to a Russian businessman in return for political favors. In addition, it was revealed that Paksas' staffers had political connections to Russian criminal groups. All of this led to his impeachment from the President's office in 2004. In 2004, the LDP took part in the Parliamentary elections and received 11 mandates or 11.36 percent of the votes, typing with the coalition partners, the Lithuanian People's Union for Fair Lithuania. In 2006, the LDP adopted its current name. The party is also represented in the European Parliament - in the 2004 EP elections it received 6.8 percent of the votes, or 1 out of 13 set aside for Lithuania. However, in the 2009 elections it received 11.9 percent of the votes and 2 seats out of 12. The OJP participates in the EP as a fraction of the Europe of Freedom and Direct Democracy group. In 2014, police conducted a series of investigations into the party's headquarters and its

members. Nevertheless, in the Lithuanian parliamentary elections in 2016 it gained 5.33 percent (67,817 votes) and finished 5th according to the official results posted by the Lithuanian Ministry of the Interior⁹⁸. Rolandas Paksas left the post of chairman of the party day after the elections on October 10th, 2016 and is to be replaced.

The **People's Party** (Lithuanian: Lietuvos liaudies partija) is a center-**left** leaning pro-Russian party in Lithuania. The party was founded on April 20th 2003. It has no seats in the Lithuanian Parliament (Seimas) or the European Parliament and is led by Rolandas Paulauskas. The party maintains close ties and often politically cooperates with United Russia, Russia's ruling party. In Lithuania where 6 percent of the population is Russian, the party has a solid support base which raises concerns that this population may be mobilized politically in order to destabilize the country. In the Lithuanian parliamentary elections in 2016 it gained 1.01 percent of the votes and finished 10th according to the official results posted by the Lithuanian Ministry of the Interior⁹⁹.

Because of the existence of these parties for the purpose of the analysis, this element is coded as 1 as of 2002 and 2004 when Order and Justice Party was established and is coded as 0 from 1995 to 2001, when there were no pro-Russian political parties in existence in Lithuania.

Muslim and Roma minorities

In Lithuania according to the PEW Research Center data¹⁰⁰, the Muslim population totaled around 3,000, which is 0.2 percent of the total population in 2010. By the time of its EU accession in 2004, the country's Muslim population was 0.2 percent, which is smaller than the average EU Muslim population of 2.18 percent up to that point, so it is coded as 0 for the

⁹⁸ <http://vrk.lt/2016-seimo/rezultatai?srcUrl=/rinkimai/102/1/1304/rezultatai/lt/rezultataiDaugmVrt.html>

⁹⁹ <http://vrk.lt/2016-seimo/rezultatai?srcUrl=/rinkimai/102/1/1304/rezultatai/lt/rezultataiDaugmVrt.html>

¹⁰⁰ <http://www.pewforum.org/2011/01/27/table-muslim-population-by-country/>

purpose of the analysis. There is an estimated 8,500 Roma residing in the country as of 2010 according to the European Commission data¹⁰¹. At time of accession, the Roma population in the country made up 0.09 percent of the total population, which is less than the average EU Roma population of 2.18 percent up to that point, so it is coded as 0 for the purpose of the analysis.

Conflict

There were no recorded wars that Lithuania participated in for the duration of the EU's existence according to COW's data¹⁰², so for the purpose of the analysis this element is coded as 0.

Boolean analysis for Lithuania

(0000) → (0000) → (0000) → (0000) → (0000) → (0000) → (1000) →
 (1000) → (1000)

9.4 Poland

Poland is a Central European state whose capital is Warsaw. Poland has a long coastline along the Baltic Sea. To the south it borders Slovakia and the Czech Republic, to the west - Germany, and to the East - Belarus and Ukraine, and to the North - Russia and Lithuania. The total area of Poland is 120,726 square miles (or 312,679 square km) and a total population of 38,005,614 as of 2015 that comprises a 7.5 percent share of the total EU population as of 2015. The political system is parliamentary republic and Poland is an EU member since May 1st of 2004. Poland holds fifty-one European Parliament seats and has held the revolving EU Council

¹⁰¹ http://europa.eu/rapid/press-release_MEMO-14-249_en.htm

¹⁰² <http://www.correlatesofwar.org/data-sets/COW-war/cow-war-list>

presidency once in 2011. The Polish Zloty is its official currency and is member of the Schengen space since December 21st of 2007¹⁰³.

After the withdrawal of Russia in 1918, Poland gained back its independence. In September 1939 Poland was simultaneously attacked by the Soviet Union and Nazi Germany who split Poland between themselves according to the Molotov-Ribbentrop Pact. This attack started World War II. WWII resulted in the death of six million Polish citizens, including most of its Jewish population. In 1945 the USSR imposed a Communist regime that fell in 1989. The fall of communism in Eastern Europe in 1989 was the beginning of the Third Polish Republic. Despite the enormous destruction by WWII, Poland was able to recover and since 1989 it has successfully developed and maintained a democracy and a market economy. The country is a member of the European Union, NATO, UN, WTO and other international organizations.

Pro-Russian political parties

In Poland, **Congress of the New Right (New Right, KNP)** is a Polish **right-wing** political party with conservative Eurosceptic views. It was registered on March 25th, 2011 as the Union of Real Politics - Freedom and the Rule of Law. In May 12th, 2011 the party led by Janusz Korwin-Mikke assumed the name Congress of the New Right. Janusz Korwin-Mikke, finished 4th out of ten candidates in the presidential election in 2015 with 3.26 percent votes in favor (see National Election Commission (Polish: Państwowa Komisja Wyborcza, PKW) Election Results data¹⁰⁴), but was ousted and replaced by Michael Marusik in the same year. Congress of the New Right defines themselves as the party of anti- and pro-European at the same time, since it criticizes the European Union's leftist ideology, bureaucracy, and strong interventionist action on the economies of member countries. However, the party calls for its

¹⁰³ http://europa.eu/european-union/about-eu/countries/member-countries/poland_en

¹⁰⁴ http://prezydent2015.pkw.gov.pl/319_Polska

liquidation and restoration of the original free trade space of the European Economic Community, but supports the maintenance and expansion of the Schengen Agreement and economic libertarianism.

Self-defense of the Republic of Poland (Polish: Samoobrona Rzeczypospolitej Polskiej, abbreviated SO or SRP) is a **right**-wing party in founded on January 10, 1992 and led by Andrzej Lepper. On social issues, the party takes a conservative stance that opposes the legalization of gay marriage, separation of church and state, and supports the death penalty, but insists on the introduction of free education and health care. In foreign policy, the party adheres to Euroscepticism, but it did not call on voters to vote against the country joining the EU during the wave of populism in the referendum on joining the EU. Instead, it chose the slogan "You decide". The party opposed the incitement of ethnic hatred in the scandal with the "Union of Poles in Belarus" in 2005 and announced its support for the President of Belarus Alexander Lukashenko. The SRP is openly in favor of improving relations with the Russian Federation. In 2009 elections for the Polish Sejm it finished sixth with 1.5 of the vote¹⁰⁵.

The party **Zmiana** (Polish: Change) was formed in April 2012 by Mateusz Piskorski. The party holds **left**-wing anti-capitalist views and maintains a close relationship with representatives of the newly-proclaimed Donbas Republic. In May of 2016 Mateusz Piskorski was detained by officers of the Internal Security Agency in Poland and charged with conspiring to spy on behalf of Russia, promoting Russian interest and accepting payments in return. Subsequently, the decision of the court was temporarily suspended.

¹⁰⁵ <http://electionresources.org/pl/sejm.php?election=2007>

Because of the existence pro-Russian political support during the country's EU accession period since the SPR was founded in 1992 for the purpose of the analysis, this element is coded as 1 as of 1994 through 2004.

Muslim and Roma minorities

In Poland according to the PEW Research Center data¹⁰⁶, the Muslim population totaled around 20,000 that is 0.1 percent of the total population in 2010. By the time of EU accession in 2004, the country's Muslim population was 0.1 percent, which is smaller than the average EU Muslim population of 2.18 percent up to that point, so it is coded as 0 for the purpose of the analysis. There is an estimated 32,500 Roma residing in the country as of 2010 according to the European Commission data¹⁰⁷. At time of accession, the Roma population in the country made up 0.09 percent of the total population, which is less than the average EU Roma population in the EU of 2.18 percent up to that point, so it is coded as 0 for the purpose of the analysis.

Conflict

There were no recorded wars that Poland participated in for the duration of the EU's existence according to COW's data¹⁰⁸, so for the purpose of the analysis this element is coded as 0.

Boolean analysis for Poland

(1000) → (1000) → (1000) → (1000) → (1000) → (1000) → (1000) →
 (1000) → (1000) → (1000) → (1000)

¹⁰⁶ <http://www.pewforum.org/2011/01/27/table-muslim-population-by-country/>

¹⁰⁷ http://europa.eu/rapid/press-release_MEMO-14-249_en.htm

¹⁰⁸ <http://www.correlatesofwar.org/data-sets/COW-war/cow-war-list>

9.5 Slovakia

Slovakia is located in the eastern part of Central Europe with a capital Bratislava. To the north it borders Poland, to the west it borders Austria and the Czech Republic, to the east it borders Ukraine, and to the south - Hungary. The river Danube passes through the southern lowlands. The area of Slovakia is 18,933 square miles (or 49,035 square km) and a total population of 5,421,349 as of 2015 that comprises a 1.1 percent share of the total EU population. The political system is parliamentary republic and Slovakia is an EU member since May 1st of 2004. Slovakia has thirteen European Parliament seats and currently holds the revolving EU Council presidency for the first time since becoming a member. Its official currency is the Euro and is a member of the Schengen space since December 21st of 2007¹⁰⁹.

In 1918, Slovakia joined the Czech lands of Bohemia and Moravia and together they formed Czechoslovakia. After the collapse of Austria-Hungary, for a short time in 1919 Slovakia became the Slovak Soviet republic. Later, in the interwar period, the country was a part of Czechoslovakia. In 1938 the Munich agreement put an end to Czechoslovakia and Slovakia was established as a separate country - the First Slovak Republic led by Jozef Tiso. The new state had formal independence, but was in fact strictly controlled by Nazi Germany. This caused a lot of internal resistance, leading to the Slovak National Uprising in 1944. After World War II Czechoslovakia reunited and fell within the Soviet sphere of influence. As a member of the Communist camp, Slovakia signed the Warsaw Pact in 1955. In 1969, after the Prague Spring, Czechoslovakia became a state federation of the Czech and Slovak Socialist Republics. After the Velvet Revolution and the end of communism in 1989, the Czech Republic and Slovakia

¹⁰⁹ http://europa.eu/european-union/about-eu/countries/member-countries/slovakia_en

embarked on separate paths on January 1st, 1993. In May 2004, Slovakia joined the European Union and in the same year the country also joined NATO.

Pro-Russian political parties

The Slovak party **Direction – Social Democracy** (Slovak: Smer–sociálna demokracia, Smer-SD) is a center-**left** social democratic political party led by Robert Fico. It was founded in 1999 when the right annex of the former Communist Party of Democratic Left led by Robert Fico, seceded from the main party. In subsequent years, the party became dominant in the political left and absorbed smaller left-wing parties, including the Party of the Democratic Left. Fico headed the government between 2006 and 2010. In March 2012 the party won early parliamentary elections with 44.42 percent and received 83 mandates out of 150 (see Slovakia's National Council (Národná rada) data¹¹⁰) and dew up a single-party government with Prime Minister Robert Fico. In 2016 the party remained first, but lost its majority with 28.3 percent of the vote and 49 members of Parliament (see Slovakia's National Council (Národná rada) data¹¹¹). In 2006 Smer formed an alliance with the right-wing nationalist SNS and for that the Party of the European Socialists (PES) suspended its membership. PES' justification for this unprecedented move was that the SNS supports attitudes that are intolerant to minorities and that is incompatible with the values of PES and EU norms in general. Smer was reinstated as a member of PES in 2008.

The **Slovak National Party** (Slovak: Slovenská národná strana, SNS) is a **right-wing** nationalist party in Slovakia led by Andrej Danko, who claims to act in defense of traditional Christian values and national identity of Slovaks. The party emerged in 1989 in the midst of the Velvet Revolution in Czechoslovakia. In the 2010 parliamentary elections the party overcome

¹¹⁰ http://www.ipu.org/parline-e/reports/arc/2285_12.htm

¹¹¹ http://www.ipu.org/parline-e/reports/2285_E.htm

the five percent barrier, receiving only 5.08 percent of the votes and 9 seats (see Slovakia's National Council (Národná rada) data¹¹²). The party is known for its xenophobic anti-Roma platform, criticism of the current government and EU policies as well as its campaign for the rehabilitation of Jozef Tiso, a Slovak politician who supported the deportation of Slovak Jews in concentration camps, which are highly incompatible with EU norms.

The **People Party - Our Slovakia** (Slovak: Ľudová strana – Naše Slovensko, ĽSNS) is a **right-leaning** political organization led by Marian Kotleba. The party was founded in 2010. The origin of the party is closely linked to the neo-fascist and ultra-nationalist organization Slovak Togetherness. Members of the ĽSNS are connected with extremist movements and express their admiration for the pro-fascist former Slovak President Jozef Tiso. However, the party denies any connection with fascism, but criticizes Slovakia's liberal foreign policy stance. The party's platform consist of anti-Semitic and anti-Roma rhetoric, strict immigration control, exit of Slovakia from the Euro zone, NATO, and the EU. In 2014, the party leader stated his support for the overthrown pro-Russian president of Ukraine Viktor Yanukovich and Russia's actions the Ukraine and stated that the Maidan protesters support Western interests and weaken Ukraine.

Because of the existence pro-Russian political support during the country's EU accession period since the Slovak National Party was founded in 1989 for the purpose of the analysis, this element is coded as 1 as of 1996 through 2004.

Muslim and Roma minorities

In Slovakia according to the PEW Research Center data¹¹³, the Muslim population totaled around 4,000 that is 0.1 percent of the total population in 2010. By the time of EU accession in 2004, the country's Muslim population was 0.1 percent, which is smaller than the average EU

¹¹² http://www.ipu.org/parline-e/reports/arc/2285_10.htm

¹¹³ <http://www.pewforum.org/2011/01/27/table-muslim-population-by-country/>

Muslim population of 2.18 percent up to that point, so it is coded as 0 for the purpose of the analysis. There is an estimated 490,000 Roma residing in the country as of 2010 according to the European Commission data¹¹⁴. At time of accession, the Roma population in the country made up 9.02 percent of the total population, which is greater than the average EU Roma population of 2.18 percent up to that point, so it is coded as 1 for the purpose of the analysis.

Conflict

There were no recorded wars that Slovakia participated in for the duration of the EU's existence according to COW's data¹¹⁵, so for the purpose of the analysis this element is coded as 0.

Boolean analysis for Slovakia

(1010) → (1010) → (1010) → (1010) → (1010) → (1010) → (1010) →
 (1010) → (1010)

9.6 Czech Republic

The Czech Republic is a landlocked country with capital Prague located in Central Europe that borders Austria to the south, Germany to the west, and Poland and Slovakia to the north-east. It became an independent state in 1993 after Czechoslovakia fragmented into two countries. The total area of Slovakia is 30,451 square miles (or 78,868 square km) and a total population of 10,538,275 as of 2015 that comprises a 2.1 percent share of the total EU population as of 2015. The political system is parliamentary republic and the Czech Republic is an EU member since May 1st of 2004. The Czech Republic holds twenty-one European

¹¹⁴ http://europa.eu/rapid/press-release_MEMO-14-249_en.htm

¹¹⁵ <http://www.correlatesofwar.org/data-sets/COW-war/cow-war-list>

Parliament seats and has held the rotating EU Council presidency in 2009. Its official currency is the Czech koruna (CZK) and is a member of the Schengen space since December 21st of 2007¹¹⁶.

After the Velvet Revolution in 1989, the Czechoslovak Communist Party relinquished power and was replaced by a democratically elected government with President Vaclav Havel and federal spokesman Alexander Dubcek. Soon after the political changes, Slovakia experienced growing nationalism. At the federal level, influential political figures such as Vaclav Klaus and Vladimir Mechar had different visions for the future development of the country. Nearly 2.5 million Czechs signed a petition for a referendum on whether Czechoslovakia should remain united. On January 1993 Czechoslovakia ceased to exist and formed two separate states - Slovakia and the Czech Republic. In 1999, the Czech Republic, along with Hungary and Poland, became NATO members, which caused Russia's discontent. The Czech Republic became a member of the EU in 2004.

Pro-Russian political parties

The **Czech Communist Party** (Komunistická strana Čech a Moravy, KSČM) is a far-left leaning political party led by Vojtěch Filip. The party was established in 1989 and is the successor of the Czechoslovak Communist Party founded in 1921. The party leadership refused to exclude the word "communist" in its name, stressing its continuity with the Communist Party of Czechoslovakia. At the same time, the party leadership criticized the mistakes of Czechoslovakian Communist Party. Other Czech political parties are reluctant to keep a close contact with the KSCM. In 2015 Filip participated in a Prague demonstration against Russian sanctions and openly claimed that there is no Russian treat. In 2013 the party won 14.9 percent

¹¹⁶ http://europa.eu/european-union/about-eu/countries/member-countries/czechrepublic_en

of the votes and finished third in the parliamentary elections (see Czech Republic Chamber of Deputies Election Results data¹¹⁷).

The **Czech Social-Democratic Party** (Czech: Česká strana sociálně demokratická, ČSSD) is a **left-wing** political party founded in 1989 that is led by Bohuslav Sobotka. The party was banned during the German occupation in World War II and later by the Communists in 1948. By the recommendation of Milos Zeman the ČSSD was restored in 1989 and later became the leading left-wing party in the country. In the period 1998-2006 year its representatives head the government of the Czech Republic. In the elections of 2013 the party was first with 20.5 percent of the vote and 50 of 200 seats in the Chamber of Deputies (see Czech Republic Chamber of Deputies Election Results data¹¹⁸). The party is critical of US foreign policy and displays pro-Russian view, although the party leadership keeps a very low-profile on the Crimean conflict and Russia's involvement.

The **Action of Dissatisfied Citizens** (Czech: Akce nespokojených občanů, ANO) is a **centrist** political party founded in 2012 and led by billionaire Andrej Babiš. In general, the party does not adhere to any particular ideology, but uses public discontent following a series of political scandals in the Czech Republic. Some argue, however, that the party is indeed opposed to liberalism and democracy in general. Andrej Babiš is a former communist member turned entrepreneur, who has surrounded himself with other former communist loyalists. Internally, the party claims that it aims to relinquish corruption among the ranks of the police and prosecutor's office that makes the party widely popular. Andrej Babiš is also positioning himself as a successful and charismatic politician, who offers a different approach when compared to traditional Czech politicians. Andrej Babiš's appeal with the public is that he presents himself as

¹¹⁷ <http://www.electionresources.org/cz/chamber.php?election=2013>

¹¹⁸ <http://www.electionresources.org/cz/chamber.php?election=2013>

a man of the people familiar with their interests and needs. In 2013 the party won 18.7 percent of the votes and finished second in the parliamentary elections (see Czech Republic Chamber of Deputies Election Results data¹¹⁹).

Because of the existence pro-Russian political support during the country's EU accession period since the Czech Communist Party and Czech Social-Democratic Party were founded in 1989 for the purpose of the analysis, this element is coded as 1 as of 1996 through 2004.

Muslim and Roma minorities

In the Czech Republic according to the PEW Research Center data¹²⁰, the Muslim population totaled around 4,000 that is less than 0.1 percent of the total population in 2010. By the time of EU accession in 2004, the country's Muslim population was 0.1 percent, which is smaller than the average EU Muslim population of 2.18 percent up to that point, so it is coded as 0 for the purpose of the analysis. There is an estimated 200,000 Roma residing in the country as of 2010 according to the European Commission data¹²¹. At time of accession, the Roma population in the country made up 1.9 percent of the total population, which is less than the average EU Roma population of 2.18 percent up to that point, so it is coded as 0 for the purpose of the analysis.

Conflict

There were no recorded wars that the Czech Republic participated in for the duration of the EU's existence according to COW's data¹²², so for the purpose of the analysis this element is coded as 0.

Boolean analysis for the Czech Republic

¹¹⁹ <http://www.electionresources.org/cz/chamber.php?election=2013>

¹²⁰ <http://www.pewforum.org/2011/01/27/table-muslim-population-by-country/>

¹²¹ http://europa.eu/rapid/press-release_MEMO-14-249_en.htm

¹²² <http://www.correlatesofwar.org/data-sets/COW-war/cow-war-list>

(1000) → (1000) → (1000) → (1000) → (1000) → (1000) → (1000) →
 (1000) → (1000)

9.7 Hungary

Hungary is a country located in Central Europe whose capital is Budapest. Hungary borders seven countries – Romania, Slovakia, Ukraine, Croatia, Serbia, Austria, and Slovenia. Hungary's terrain is made up mostly by plains with some mountains to the north. The total area of Hungary is 35,912 square miles (or 93,011 square km) and a total population of 9,855,571 as of 2015 that comprises a 1.9 percent share of the total EU population as of 2015. The political system is a parliamentary republic and Hungary is an EU member since May 1st of 2004. Hungary has twenty-one European Parliament seats and held the revolving EU Council presidency once in 2011. Its official currency is the Hungarian Forint (HUF) and is a member of the Schengen space since December 21st of 2007¹²³.

After the defeat of the Central Powers in the First World War, Austria and Hungary declared independence. Mihai Karoyi became the president of the Hungarian republic, but the new government failed to maintain the integrity of the country, which led to the fall of the government in March 1919. This was the beginning of the six-month communist government, which proclaimed the Hungarian Soviet Republic. The main pre-war and interwar objective of the Hungarian governments was the return of its lost territories populated with ethnic Hungarians to neighboring countries. With German and Italian aid in 1938 through 1941, Hungary managed to recover about half of its lost territories. The price that Hungary paid for that, however, was very high: the country entered the war and took on an active part in support of Germany.

¹²³ http://europa.eu/european-union/about-eu/countries/member-countries/hungary_en

Participation in the war brought Hungary to defeat, loss of all recovered areas and three additional villages given to Czechoslovakia and a huge number of military and civilian casualties due to the deportation of over 450,000 Hungarian Jews to German death camps from April to July 1944 and the subsequent Soviet occupation. In 1946 the monarchy was abolished and the Republic of Hungary was declared. After the fall of Communism in 1989, Hungary became a country with the lowest unemployment rate from all of its neighboring countries. It joined the European Union in May 2004.

Pro-Russian political parties

Fidesz is a **right-wing** political party led by Hungary's Prime Minister Viktor Orbán. The party was established in 1988. Fidesz, the current ruling party (see National Election Office data¹²⁴), is the biggest supporter of Russia in Hungary. After Viktor Orbán's coming to power, Hungary pursues foreign policy that is independent from the European Community, particularly with respect to Russia, with whom it cooperates closely in the fields of industry and energy as well as supports politically. In July 2015 the party's leader Viktor Orbán expressed that he wants to create a less-liberal state in the EU, cultivate closer friendship with Russia, and plans to sue the EU over the migrant quotas.

Jobbik is a far-**right** leaning political party led by Gábor Vona, who is the opposition leader. The party was founded in 2003. Winner of one-fifth of the votes (11.56 percent of the total mandates) in the most recent parliamentary elections in 2014¹²⁵, Jobbik is avidly pro-Russian oriented. According to its leader, Russia is a guardian of European heritage, while the EU is not. Béla Kovács, a member of Jobbik, actually openly supported the invasion of Crimea and lobbies on behalf of Russian interests.

¹²⁴ http://valasztas.hu/en/ogyv2014/416/416_0_index.html

¹²⁵ http://valasztas.hu/en/ogyv2014/416/416_0_index.html

Because of the existence pro-Russian political support during the country's EU accession period since Fidesz was founded in 1988 for the purpose of the analysis, this element is coded as 1 as of 1994 through 2004.

Muslim and Roma minorities

In Hungary according to the PEW Research Center data¹²⁶, the Muslim population totaled around 25,000 that is 0.3 percent of the total population in 2010. By the time of EU accession in 2004, the country's Muslim population was 0.2 percent, which is smaller than the average EU Muslim population of 2.18 percent up to that point, so it is coded as 0 for the purpose of the analysis. There is an estimated 750,000 Roma residing in the country as of 2010 according to the European Commission data¹²⁷. At time of accession, the Roma population in the country made up 7.49 percent of the total population, which is greater than the average EU Roma population of 2.18 percent up to that point, so it is coded as 1 for the purpose of the analysis.

Conflict

The Hungarian Uprising of 1956 was a revolutionary rebellion against the government of the Hungarian People's Republic and its pro-Soviet policy, which lasted from October 23 to November 10th, 1956. The uprising started as a peaceful student protest that was later joined by thousands of citizens that passed through the center of Budapest on the way to the building of Hungarian Parliament. The student delegation, who attempted to enter the building of the national radio to broadcast their demands, was detained. When the majority of demonstrators still standing outside requested that the students are released, the forces of state security inside the building fired shots at the demonstrators. The news spread quickly, and with them the violence and unrest in the capital. The uprising quickly spread throughout Hungary and the government

¹²⁶ <http://www.pewforum.org/2011/01/27/table-muslim-population-by-country/>

¹²⁷ http://europa.eu/rapid/press-release_MEMO-14-249_en.htm

capitulated. Thousands of people joined militias and began fighting with the forces of state security. Pro-Soviet communists and police officers were executed or imprisoned, while prisoners are armed and let out to fight along the demonstrators. Improvised militias seized control of the municipalities of the ruling Workers Hungarian People's Party and put forward their political demands. The new government officially disbanded the state security police, proclaimed that Hungary wants to pull out from the Warsaw Pact, and promised to hold free elections. In October fighting ended and peace resumed. However, after announcing willingness to withdraw its Soviet troops from Hungary, the Politburo of the Communist Party of the Soviet Union reversed its decision and prepared to suppress the Revolt. In the beginning of November 1956 a significant number of Soviet troops invaded Hungary. The Hungarian resistance persisted until November 10th, but mass arrests and prosecutions continued throughout the following months. In January 1957 the newly appointed Hungarian government by the USSR destroyed all visible opposition and the uprising was crushed by the Soviet Red Army. These events undoubtedly strengthened the political and military control of the USSR in Central Europe. Due to the Soviet invasion of Hungary in 1956 that occurred during EU's existence according to COW's data¹²⁸ for the purpose of the analysis this element is coded as 1.

Boolean analysis for Hungary

(1011) → (1011) → (1011) → (1011) → (1011) → (1011) → (1011) →
 (1011) → (1011) → (1011) → (1011)

¹²⁸ <http://www.correlatesofwar.org/data-sets/COW-war/cow-war-list>

9.8 Slovenia

Slovenia is a country in south-central Europe with capital Ljubljana. To the north Slovenia borders Austria, to the west it borders Italy, to the northeast it borders Hungary, and to the south and southeast it borders Croatia. Slovenia also has a 17 miles (43 km) coastline on the Adriatic Sea between Croatia and Italy. The total area of Slovenia is 7,827 square miles (or 20,273 square km) and a total population of 2,062,874 that comprises a 0.4 percent share of the total EU population as of 2015. The political system is parliamentary republic and Slovenia is an EU member since May 1st of 2004. Slovakia holds eight European Parliament seats and has had the revolving EU Council presidency once in 2008. Its official currency is the Euro and is a Eurozone member since January 1st, 2007. Slovenia is also a member of the Schengen space since December 21st, 2007¹²⁹.

The State of Serbs, Slovenes, and Croats at the end of WWI and was the first incarnation of Yugoslavia. In December 1918 the territory of Slovenia merged with the Kingdom of Serbs that in 1929 became the Kingdom of Yugoslavia. During WWII Slovenia was occupied and split between Hungary, Italy, Croatia, and Germany. After the end of WWII, Slovenia became a part of the Federal Peoples Republic of Yugoslavia. The contemporary Slovenian state emerged on June 25th, 1991, after a ten-day war and disintegration from Yugoslavia. Although during its transition period Slovenia went through a turbulent experience, its politicians managed to successfully integrate the country with Western Europe and the country is now the richest country of the former Yugoslav republics. It became a member of the European Union in 2004 and adopted the Euro at the beginning of 2007, which contributed to its substantial economic

¹²⁹ http://europa.eu/european-union/about-eu/countries/member-countries/slovenia_en

growth and stability. Today Slovenia is the richest of countries that transitioned from government-owned to market economy in the 1990s.

Pro-Russian political parties

There is no substantial popular support for Pro-Russian political parties in Slovenia, so for the purpose of the analysis this element is coded as 0.

Muslim and Roma minorities

In Slovenia according to the PEW Research Center data¹³⁰, the Muslim population totaled around 49,000 that is 2.4 percent of the total population in 2010. By the time of its EU accession in 2004, the country's Muslim population was 1.5 percent, which is smaller than the average EU Muslim population of 2.18 percent up to that point, so it is coded as 0 for the purpose of the analysis. There is an estimated 8,500 Roma residing in the country as of 2010 according to the European Commission data¹³¹. At time of accession, the Roma population in the country made up 0.41 percent of the total population, which is greater than the average EU Roma population of 2.18 percent up to that point, so it is coded as 1 for the purpose of the analysis.

Conflict

The Slovenian war for independence, also known as the Ten-day War, was an armed conflict between the Slovenian Territorial Defense and the Yugoslav People's Army (YPA) that brought about the independence of Slovenia in 1991. Slovenia declared its independence together with Croatia on June 25th, 1991. In the early hours of June 27th, the Yugoslav People's Army troops were on the move and their anti-aircraft regiment based in Croatia entered Slovenian territory. Within a few hours an YPA column of armored vehicles and tanks seized control of Slovenia's airport Brnik. The Yugoslav Air Force placed propaganda leaflets over several

¹³⁰ <http://www.pewforum.org/2011/01/27/table-muslim-population-by-country/>

¹³¹ http://europa.eu/rapid/press-release_MEMO-14-249_en.htm

regions in Slovenia with the messages calling for end of Slovenian's resistance. The Slovenian territorial defense attacked and took over the YPA's troop positions at the Brnik airport. Simultaneously, a heavy battle erupted in Tartsin where there were military casualties on both sides and the YPA was forced to surrender. Slovenian forces also carried out successful attacks on tank columns of the YPA. In the days that followed the local resistance, Slovenian forces carried out multiple attacks against the YPA, gradually taking over all sites under YPA's control. The YPA was permitted to withdraw from Slovenia between July 4th and 6th and on July 7th both sides signed the Brioni agreement that ended the war. Due to the 1991 conflict on Slovenian territory that occurred during EU's existence according to COW's data¹³² for the purpose of the analysis this element is coded as 1.

Boolean analysis for Slovenia

(0001) → (0001) → (0001) → (0001) → (0001) → (0001) → (0001) →
 (0001) → (0001)

9.9 Malta

Malta is a one of the world's most densely populated states. It is situated on an archipelago of five islands in the center of the Mediterranean Sea with a capital Valletta. Malta is located to north of Libya, east of Tunisia, and to the south of Italy. The total area of Malta is 121 square miles (or 315 square km) and a total population of 429,344 that comprises a 0.1 percent share of the total EU population as of 2015. The political system is parliamentary republic and Malta is an EU member since May 1st of 2004. Malta holds six European Parliament seats and will assume the revolving EU Council presidency in 2017 for the first time. Its official currency

¹³² <http://www.correlatesofwar.org/data-sets/COW-war/cow-war-list>

is the Euro and is a Eurozone member since January 1st, 2008 and a member of the Schengen space since December 21st of 2007¹³³.

The Phoenicians were the first to discover the strategic importance of the archipelago that comprises Malta during their colonization of the western Mediterranean. The area was subsequently conquered by Rome, Byzantium, the Arab Caliphate, Aragon, the Normans, the Order of Malta, France, and Britain, all of which were looking for the accessibility of ports in order to control the Mediterranean. Even though the islands are geographically part of Africa and are situated on the African continental plate, culturally and historically they are part of Europe. Up until the 1960s, the Maltese economy was dedicated to the operation and maintenance of the British fleet in the Mediterranean. Malta gained independence from Britain in 1964 and became an EU member in 2004. Based on population and size, Malta is the smallest member state of the EU.

Pro-Russian political parties

There is no substantial popular support for Pro-Russian political parties in Malta, so for the purpose of the analysis this element is coded as 0.

Muslim and Roma minorities

In Malta according to the PEW Research Center data¹³⁴, the Muslim population totaled around 1,000 that is 0.3 percent of the total population in 2010. By the time of EU accession in 2004, the country's Muslim population was 0.2 percent, which is smaller than the average EU Muslim population of 2.18 percent in the EU up to that point, so it is coded as 0 for the purpose of the analysis. There is no known numbers of Roma residing in the country as of 2010

¹³³ http://europa.eu/european-union/about-eu/countries/member-countries/malta_en

¹³⁴ <http://www.pewforum.org/2011/01/27/table-muslim-population-by-country/>

according to the European Commission data¹³⁵. At time of accession, the Roma population in the country made up 0 percent of the total population, which is smaller than the average EU Roma population of 2.18 percent up to that point, so it is coded as 0 for the purpose of the analysis.

Conflict

There were no recorded wars that Malta participated in for the duration of the EU's existence according to COW's data¹³⁶, so for the purpose of the analysis this element is coded as 0.

Boolean analysis for Malta

(0000) → (0000) → (0000) → (0000) → (0000) → (0000) → (0000) →
 (0000) → (0000) → (0000) → (0000) → (0000) → (0000) → (0000) →
 (0000)

9.10 Cyprus

Cyprus is an island located in the northern part of the Mediterranean Sea with a capital Nicosia. Located south of Turkey is it also one of the smallest member states in the EU after Luxembourg and Malta. Cyprus became a part of the EU with a special status of a divided territory. The Turkish Cypriots are citizens of the EU who live on the territory that is not a part of the EU, since it is not under Cypriot governmental control. The total area of Cyprus is 3,571 square miles (or 9,251 square km) and a total population of 847,008 as of 2015 that comprises a 0.2 percent share of the total EU population as of 2015. The political system is presidential republic and Cyprus is an EU member since May 1st of 2004. Cyprus holds six European Parliament seats and has held the revolving EU Council presidency once in 2012. Its official

¹³⁵ http://europa.eu/rapid/press-release_MEMO-14-249_en.htm

¹³⁶ <http://www.correlatesofwar.org/data-sets/COW-war/cow-war-list>

currency is the Euro and is a Eurozone member since January 1st, 2008. Cyprus is not a Schengen space member.

Until 1960 Cyprus was a colony of Great Britain, but even after receiving its independence, the island was still the home of two military bases under the jurisdiction of the United Kingdom. In 1974, after a brief period of violence between Greeks and Turks, nearly a third of the island was occupied by Turkish troops. Thousands of Greek Cypriots were forced to flee overnight from their homes in the south, lose all their possessions and never to return to their homes. The occupied territories were separated by the Green Line that was 180 kilometers long and guarded by UN troops. This border runs through the capital Nicosia, the last divided capital in the world after the fall of the Berlin Wall. The situation in Cyprus is still unresolved today.

Pro-Russian political parties

The **Progressive Party of Working People** (Anorthotikó Kómma Ergazómenou Laou, AKEL) is a **left-leaning** party led by Andros Kyprianou. AKEL was established in 1926 as the Communist Party of Cyprus. In regards to the conflict in Cyprus, AKEL supports independent and demilitarized Cyprus with emphasis on appeasement with Turkish Cypriots. AKEL initially backed UN's Annan Plan in 2004, which entailed Cyprus would be a federation of two states, but eventually reacted with a negative response. Since AKEL had significant support base, this largely contributed to Greek Cypriots' failure to ratify Annan's plan in 2004 at the national referendum. The reason for this response was the pro-Russian orientation of AKEL's then-leader Christofias. Christofias who became AKEL's leader in 1988 managed not only to steer AKEL to safety after the collapse of the USSR, but also to increase AKEL's support base. At the same time, his close ideological connections to Moscow lead him to closely coordinate AKEL's political positions with the Kremlin. Since the Turko-Cypriot war in 1974, when the island was

split in two halves of Greek and Turkish influence, Russia's position on the issue has been always for appeasement with the Turkish side, since Russia perceives Turkey as a very valuable trade partner. For Russia, the failure to solve the Cypriot issue would only drive Turkey away from EU aspirations and closer to Russia's sphere of influence. In 2013 Andros Kyprianou stated that AKEL is considering leaving the Eurozone, but that requires careful planning. Today, AKEL still maintains its popularity on the polls by finishing second in the parliamentary elections of 2016 with 25.67 percent of the mandate (see Ministry of the Interior of Cyprus data¹³⁷).

Muslim and Roma minorities

In Cyprus according to the PEW Research Center data¹³⁸, the Muslim population totaled around 200,000 that is 22.7 percent of the total population in 2010. By the time of EU accession in 2004, the country's Muslim population was 0.3 percent, which is smaller than the average EU Muslim population of 2.18 percent up to that point, so it is coded as 0 for the purpose of the analysis. There is an estimated 1,250 Roma residing in the country as of 2010 according to the European Commission data¹³⁹. At time of accession, the Roma population in the country made up 0.11 percent of the total population, which is less than the average EU Roma population of 2.18 percent up to that point, so it is coded as 0 for the purpose of the analysis.

Conflict

On November 1967, following an armed attack against Turkish Cypriot villages in the southern part of the island that killed twenty-seven civilians, Turkey bombed some regions in the Greek part of Cyprus and prepared a military intervention. Greece was forced to surrender. After an international intervention, Greece agreed to recall the commander of the Greek Cypriot

¹³⁷ http://results.elections.moi.gov.cy/English/PARLIAMENTARY_ELECTIONS_2016/Islandwide

¹³⁸ <http://www.pewforum.org/2011/01/27/table-muslim-population-by-country/>

¹³⁹ http://europa.eu/rapid/press-release_MEMO-14-249_en.htm

National Guard and reduce its military forces on the island. Taking advantage of the weakness of the Greek Cypriots, Turkish Cypriots declared their independence on December 28th, 1967. In May 1968 negotiations began between the two communities under the auspices of the UN Secretary General, but very little progress was made. Before being able to negotiate a permanent ceasefire, one third of the island fell under the control of the Turkish army. The division of the island was marked by the UN buffer zone referred to as the "Green Line" stretching from east to west through the island. The effect of this division was disastrous and in the process hundreds of Cypriot Greeks and Turks were killed, wounded or disappeared, and two hundred-thousand Greek and Turkish Cypriots were displaced or fled. In 1994 the EU affirmed its decision to add Cyprus in the next enlargement. Even though the leaders of Northern Cyprus, the area controlled by the ethnic-Turkish government, condemned this decision, the EU did not change its stance. EU's reasoning was that Northern Cyprus did not exhibit and promote pro-democratic values and development, because the political system was under the control of the Turkish military, while the part of the island controlled by the ethnic-Greek government demonstrated strong pro-democratic indicators and promoted democratic values. After a referendum, only the Greek part of Cyprus joined the EU. In 2007, parts of the border were destroyed in the southern part of the island. At the onset of negotiations for Turkey's accession to the EU, Brussels put the precondition for the withdrawal of Turkey's military forces from Cyprus, but the issues is yet to be resolved. Due to the 1974 conflict on Cyprus' territory that occurred during EU's existence according to COW's data¹⁴⁰ for the purpose of the analysis this element is coded as 1.

Boolean analysis for Cyprus

¹⁴⁰ <http://www.correlatesofwar.org/data-sets/COW-war/cow-war-list>

(1001) → (1001) → (1001) → (1001) → (1001) → (1001) → (1001) →
 (1001) → (1001) → (1001) → (1001) → (1001) → (1001) → (1001) →
 (1001)

9.11 Boolean analysis of Wave 5

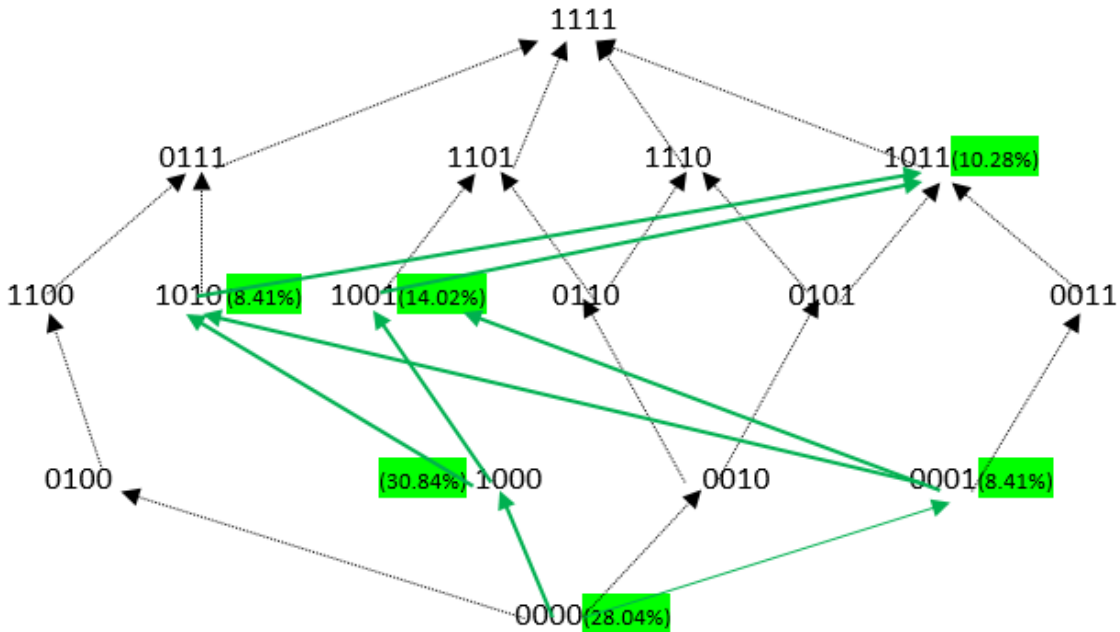


Figure 9.11.1 Compilation of factors that impede EU accession speed in Wave 5

Figure 9.11.1 is a compilation of the additional factors that affect EU accession speed for all ten states that joined the EU in Wave 5. Accession Wave 5 is rather incoherent and displays a multitude of factors that impede EU accession speed. The grid's highest concentration nodules are found in the first and second rows. There are also altogether eight branches and two distinct types of states that are observed in this wave – states with pro-Russian parties, which are present in the majority of the grid for a total of 63.55 percent, and states with none of the factors that make up 28.04 percent of the observations. From the states that have pro-Russian parties, the biggest concentration in the category and in the grid overall is found on row 1 for states that only

have strong popular support for pro-Russian parties at 30.84 percent, while 32.71 percent of the cases were a part of armed conflict, only 18.69 percent of these also have Roma minorities, and none of the cases had Muslim population that exceeded the EU average. With all this in mind, it appears that the pro-Russian orientation of the states is a prominent feature in Wave 5, which can be reasonably expected since the majority of the states accessed in this wave were former Communist bloc members. Ultimately, the accession of Wave 5 was slower than previous accession waves despite of the ten states' positive pro-democratic and economic performance (see Figure 9.11.2 below) during their application process due to the fact that they brought over factors that impede accession speed, namely lingering pro-Russian sentiment. All of this provides a valuable explanation for H4.

Next, I will compare Waves 2, 3, 4, and 5 for presence of additional factors that impeded EU accession.

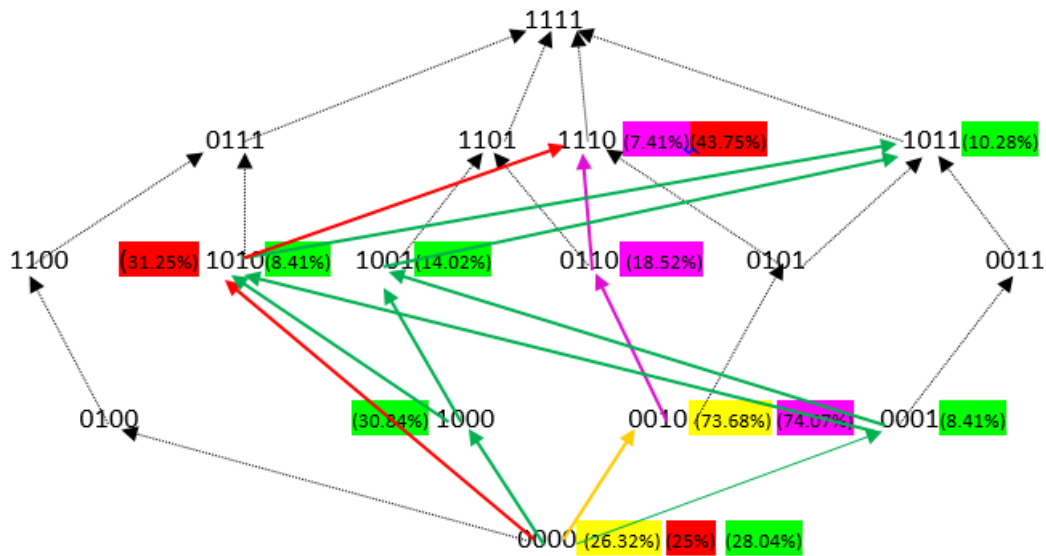


Figure 9.11.2 Comparison of factors that impede EU accession speeded in Wave 2 and Wave 3 and Wave 4 and Wave 5

In Figure 9.11.2 above, I examine the structures of additional factors that impede EU accession speed for Waves 2, 3, 4, and 5 again by comparing the waves' coherence. At a glance, it is obvious that the states accessed in Wave 2 had a lot in common and were overall very coherent as far as displaying a minimal number of factors that impede EU accession speed in only one variety (one pathway). The states accessed in Wave 3 also had a lot in common, but were overall a little less coherent, since they displayed two instead of one branch with higher concentration towards the bottom rows. The states accessed in Wave 4 also had a lot in common, but were overall a little less coherent than the previous waves, since they displayed two instead of one branch with higher concentration towards the top rows. The states accessed in Wave 5 are very incoherent in the variety of factors that they bring, since they displayed eight branches with higher concentration towards the first and second rows. Never-the-less, a prominent feature in Wave 5 is the presence of pro-Russian support, which include roughly two-thirds of the cases. Most of the states in all waves other than Wave 5 had Roma populations that exceeded the Roma population in the EU at the time of their accession. Overall, the comparison of the structures shows that Wave 5 produced the most complicated structure of factors that impede EU accession. From Figure 9.11.2 above it can be deduced that very few of the factors that impede EU accession speed are present in either Waves 2 or 3. Also, a gradual increase in factors that impede EU accession is observed between Wave 2, 3, 4 and 5 which is a more accurate explanation of the waves' sequential placement in time than the states' pro-democratic performance during their application period. This is indicative that speed of accession into the EU of Wave 5 was slower than previous accession waves, despite of the states' positive pro-democratic and economic performance during their application process due to the fact that they brought over factors that impede accession speed, such as pro-Russian sentiments and conflict,

which lends support for H4. Had there been no additional consideration outside of the pro-democratic developments of the states, then the application duration for the later waves, such as Wave 5, should be proportionate to their pro-democratic development. This is not what we observe here and the additional factors discussed above provide a valuable explanation as to why Lithuania, Latvia, Estonia, Poland, Hungary, the Czech Republic, Slovenia, Slovakia, Malta, and Cyprus were accessed at a slower speed (see Figure 9.11.3 below).

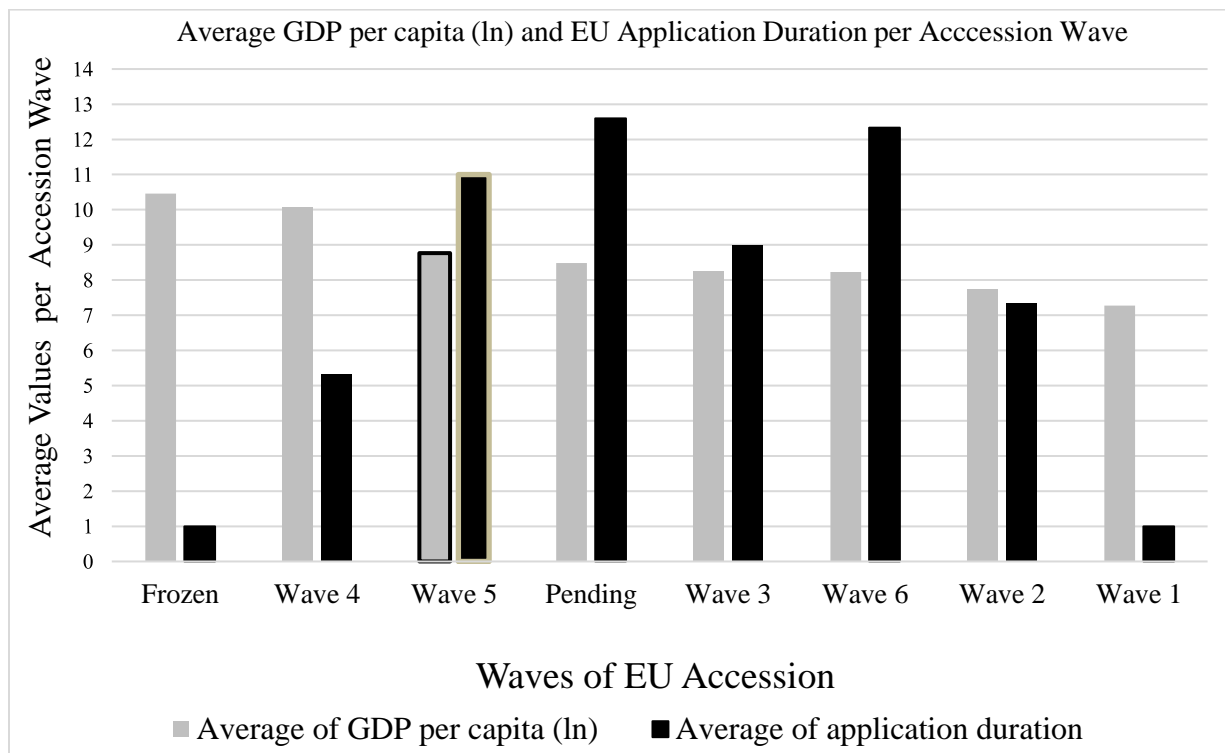


Figure 9.11.3 Compilation of pro-democratic development and application duration by wave compared to Wave 5

10 WAVE 6: ACCESSION OF THE EAST-CENTRAL BALKANS

Chapter 10 consist of analysis of accession of the East-Central Balkan members and will evaluate why the established member states were hesitant with EU expansion towards the Balkans. The general perception is that they were eager to let the Southern and somewhat guarded when letting Eastern European member states in, but were reluctant to let in the Balkan member states. This analysis will include the accession of Wave 6 (adding Bulgarian and Romania 2007) and Croatia (2013). After the historical and political overview review, I will conduct the analysis of hypothesis five (H5). The question I will answer here is: Why was the EU less keen to add the Balkan states of Bulgaria, Romania, and Croatia to the EU?

In this chapter I suggest that earlier waves of accession of new member states exhibit lower expectations of democratic and economic development and shorter timeframe of accession into the EU in the following hypothesis:

Accession of the Central Balkans (H5): Despite of their positive pro-democratic and economic performance accession of the Balkan states of Bulgaria, Romania (2004), and Croatia (2013) in Wave 6 was slower than previous accession waves and with unequal membership rights due to the fact that they brought over factors that impede accession speed.

Bulgaria concluded its negotiations for joining the EU in June of 2004 and signed the accession contract on April 25th of 2005. Romania completed its EU negotiations in December 2004 and also signed the accession contract on April 25th of 2005. Both countries became official members, of the EU on January 1st of 2007, but were subjected to unequal membership terms

because of the employment ban in established member states for Bulgarian and Romanian citizen that was discussed in earlier chapters. The second phase of the Balkan expansion included Croatia, who submitted its application for membership in the EU in 2003 and the European Commission recommended that it be made an official applicant in 2004. Croatia became an EU member on July 1st of 2013. The accession of all three states into the Eurozone, however, will also require a longer period.

10.1 Bulgaria

Bulgaria is located in the south-eastern Balkans with a capital Sofia. The country borders Romania to the north, the Black Sea to the east, Serbia and Macedonia to the west, and Turkey, and Greece to the south. The northern part of the country is mostly lowlands, as the Danube flows into the Black sea and forms a natural border with Romania. In the south, the terrain is mostly dominated by highlands and higher plains, with the Balkan Mountains passing through the middle of the country. The total area of Bulgaria is 42,614 square miles (or 110,370 square km) and a total population of 7,202,198 as of 2015 that comprises a 1.4 percent share of the total EU population as of 2015. The political system is parliamentary republic and Bulgaria is an EU member since January 1st of 2007. Bulgaria holds seventeen European Parliament seats and will take over the revolving EU Council presidency for the first time in 2018. Its official currency is the Bulgarian lev (BGN) and is not a Eurozone or Schengen space member¹⁴¹.

In 1878, after almost a century of cultural and economic renaissance, unsuccessful rebellions and diplomatic struggles, Bulgaria's statehood was restored in the form of monarchy and was freed from five centuries of Ottoman domination by the Russian Empire. However, its

¹⁴¹ http://europa.eu/european-union/about-eu/countries/member-countries/bulgaria_en

territory was not fully restored, so in an effort to regain these territories Bulgaria became involved a series of wars with its neighbors and allied with Germany during the two world wars, but a successful political or military resolution of the issue was never found. In result, Bulgaria experienced a couple of significant refugee influxes, in particular after the Angora agreement was signed in 1925 between Bulgaria and Turkey. After the signing of the agreement Bulgaria officially gave up claims to its territories in Thrace, which remained in modern day Turkey. In effect more than 250,000 displaced Bulgarian refugees traveled on foot from the territories to the Bulgarian border. The same agreement was also signed between Greece and Bulgaria in 1927 and Bulgaria was also given monetary compensation for the displacement of the Bulgarian population in Greek territory. Greece used the opportunity to chase away all of the voluntary remaining Bulgarians out of their homes in Greece. In 1933 Adolph Hitler's National Socialist party came to power in Germany and this put the winners of WWI in a race for influence on the Balkans. In the meantime, the political atmosphere in Bulgaria was characterized by political instability and animosity. In 1934 there was a military coup in Bulgaria that led to the creation of a military government, which abolished political participation and parliamentary functions and the army was completely in charge. This military government created the foundation for the authoritarian regime of King Boris III. During this period, the Bulgarian political community was surprised that the Bulgarian government sought political contact with USSR, but were not aware that that was done under pressure from Germany. In 1940, Bulgaria was "invited" by Germany to join their pact with Italy and Japan and was given only two days for consideration. This put Bulgaria in a very uncomfortable political position since it meant that Bulgaria may be involved in yet another war on the Balkans if any of its neighbors decided not to join Germany and Italy. With these considerations in mind, the Bulgarian King Boris III declined to be a part of

the pact. However, he was pressured to reconsider and accepted after Hitler promised him the return of Vardar Macedonia and Aegean Thrace that were taken away from Bulgaria shortly after it supported Germany under similar circumstances in WWI. After Germany's defeat in WWII, the territories were lost and in 1946 the monarchy was replaced by a coup with a People's Republic, a Soviet puppet state ruled by the Bulgarian Communist Party. The socialist system existed until 1990, after which Bulgaria embarked on the road to liberal democracy and market economy. In 2004 the country joined NATO in 2007 the European Union.

Pro-Russian political parties

Ataka is a political party led by Volen Siderov that uses **right-wing** populist rhetoric to win the sympathy of voters and is politically oriented towards nationalism. Ataka is defined by its leaders as the antipode of the party Movement for Rights and Freedoms (MRF) that they proclaim is an ethnic party, which is unconstitutional, and separatist, since it is politically and financially supported by Turkey. Nevertheless, according to the statement of Siderov, Ataka provided political support for the 2009 coalition government of the Bulgarian Socialist party and the MRF. Formally committed to pro-liberal democratic change in Bulgaria, the party currently openly expresses pro-Russian sentiment, demanding full military neutrality of the country, non-participation in any military blocs, and exit from NATO. In the general elections in 2009, Ataka finished fourth with 9.4 percent of the votes and 23 seats in parliament. In the 2013 elections the results were slightly less favorable with 7.3 percent of the votes and 21 seats in parliament (see Bulgarian Election Commission results¹⁴²).

The **Bulgarian Socialist Party** (BSP) is the center-**left** social-democratic political party in Bulgaria with Kornelia Ninova as chairman. It is the offspring of the Bulgarian Communist

¹⁴² <http://electionresources.org/bg/assembly.php?election=2013>

Party that later transformed into the BSP on April 3rd, 1990. BSP is also a member of the Party of European Socialists (PES). As a successor of the Bulgarian Communist Party, BSP openly supports pro-Russian political views. After 1989, the BSP participated in all elections in Bulgaria and is represented in Parliament, has formed multiple governments and participated in various coalitions with other political parties and movements sequentially from 37th to 43rd National Assembly. The BSP has six representatives in the European Parliament since January 1, 2007. In the general elections in 2009, BSP finished second with Coalition for Bulgaria with 17.7 percent of the votes and 40 seats in parliament. In the 2013 elections, the Coalition for Bulgaria and the BSP finished second with 26.6 percent of the votes and 84 seats in parliament (see Bulgarian Election Commission results¹⁴³) and in the 2017 elections the BSP (BSP for Bulgaria) finished second again with 27.93 percent of the votes (see Bulgarian Election Commission results¹⁴⁴). In addition, the BSP supported the winning candidate Rumen Radev in the 2016 presidential elections (see Bulgarian Election Commission results¹⁴⁵), whose views are sympathetic to Russia. During her visit to Moscow in June 2016, BSP's leader Kornelia Ninova reportedly received the Kremlin's recommendation to support a candidate who is openly sympathetic to Moscow and supports the removal of the western sanctions against Russia¹⁴⁶. In Bulgaria, where there is a significant popular support for democracy and EU membership, an influential political figure such as a president who is pro-Kremlin oriented can provide the necessary leverage to begin a slow process of reversing some of the processes of EU and transatlantic integration.

Because of the existence of the BSP since 1990, for the purpose of the analysis, this element is coded as 1 for the duration of the entire EU application period from 1995 to 2007.

¹⁴³ <http://electionresources.org/bg/assembly.php?election=2013>

¹⁴⁴ <http://results.cik.bg/pi2017/rezultati/index.html>

¹⁴⁵ <http://results.cik.bg/pvrnr2016/tur2/president/index.html>

¹⁴⁶ <https://www.ft.com/content/48c974d4-a9e0-11e6-a0bb-97f42551dbf4>

Muslim and Roma minorities

In Bulgaria according to the PEW Research Center data¹⁴⁷, the Muslim population totaled around 1,002,000 that is 13.4 percent of the total population by 2010. By the time of EU accession in 2007, the country's Muslim population was 13.1 percent, which is larger than the average EU Muslim population of 1.49 percent up to that point, so it is coded as 1 for the purpose of the analysis. There is an estimated 750,000 Roma residing in the country as of 2010 according to the European Commission data¹⁴⁸. At time of accession, the Roma population in the country made up 9.94 percent of the total population, which is less than the average EU Roma population of 0.81 percent up to that point, so it is coded as 1 for the purpose of the analysis.

Conflict

There were no recorded wars that Bulgaria participated in for the duration of the EU's existence according to COW's data¹⁴⁹, so for the purpose of the analysis this element is coded as 0.

Boolean analysis for Bulgaria

(1110) → (1110) → (1110) → (1110) → (1110) → (1110) → (1110) →
 (1110) → (1110) → (1110) → (1110) → (1110) → (1110)

10.2 Romania

Romania is located in Southeastern Europe and its capital is Bucharest. In the southern part of the country, the Danube River forms a delta into the Black sea, while the northern and central regions of the country are dominated by the Carpathian Mountains. Romania borders

¹⁴⁷ <http://www.pewforum.org/2011/01/27/table-muslim-population-by-country/>

¹⁴⁸ http://europa.eu/rapid/press-release_MEMO-14-249_en.htm

¹⁴⁹ <http://www.correlatesofwar.org/data-sets/COW-war/cow-war-list>

Bulgaria to the south, Hungary to the west, Ukraine to the north, Serbia to the southwest, and Moldova and Ukraine to the east. The total area of Romania is 92,043 square miles (or 238,391 square km) and a total population of 19,870,647 as of 2015 that comprises a 3.9 percent share of the total EU population as of 2015. The political system is semi-presidential republic and Romania is a member of the EU since January 1st, 2007. Romania holds thirty-two European Parliament seats and will assume the rotating EU Council presidency for the first time in 2019. Its official currency is the Romanian Leu (RON) and is not a member of the Euro zone or the Schengen space¹⁵⁰.

During the 16th century Romania fell under the rule of the Ottoman Empire, but maintained some internal autonomy. In 1859 Alexandru Ioan Cuza became the ruler of the Principality of Wallachia and Moldova and in 1861 he declared the independence of the State of Romania. Romania entered into World War I in 1916 on the side of the Entente and became a German protectorate after the Entente promised to meet Romania's significant territorial and economic conditions that included promises of territories in Hungary beyond Romania's ethnic line. In April of 1919 Romanian troops entered Hungarian territory and occupied Budapest. During WWII, Romania supported Germany and in result three-hundred thousand Romanian Jews were massacred. After WWII, Romania was dominated by the Romanian Communist Party until 1989, then the Romanian dictator Nicolae Ceausescu was forcefully removed from power, tried, and executed. Having previously joined the International Monetary Fund and the World Bank in 1972, Romania was one of the founders of the World Trade Organization. From December 1989 Romania follows a policy of strengthening relations with the West. The country joined the NATO on March 29th, 2004 and the European Union in January 1st of 2007. The

¹⁵⁰ http://europa.eu/european-union/about-eu/countries/member-countries/romania_en

current government declared its goal to also strengthen relations by helping other neighboring countries.

Pro-Russian political parties

The **Social Democratic Party** (Romanian: Partidul Social Democrat, PSD) is a center-left party in Romania led by Liviu Dragnea. It was founded in January 2001 by a merger of the Party of Social Democracy in Romania and the Romanian Social Democratic Party. In the 2012 parliamentary elections the PSD appeared as a part of the Social Liberal Union (Romanian: Uniunea Social Liberală, USL), a political union of Romania's center-left and center-right opposition parties that was established on 5 February 2011. The coalition won the parliamentary elections December 9th, 2012 by a landslide with 58.6 percent of the vote and 273 seats in the Chamber of Deputies and 122 seats for the Senate (see Romania's Central Electoral Bureau results¹⁵¹). During the election campaign, the incumbent conservative president of Romania Traian Basescu prepared the ground for the upcoming political conflict and tried to present his opponents from the PSD in the worst possible light by suggesting that the leaders of the Social-Liberal Union are directly appointed by Moscow. Basescu urged voters to vote for those who will keep their strategic partnership with the US and would not align the political course of Romania with Moscow and Beijing. Basescu's right-wing sympathizers were very supportive of his stance¹⁵². Basescu's party claimed that during the impeachment procedures for president Basescu, the radio station Voice of Russia gave explicit guidance to the leaders of the Social Liberal Union on how to destabilize the country and force the president to submit resignation. This pro-Russian support was aimed at intensifying the political convergence of Romania with Russia in order to sway Romania away from NATO and the US, slow down the reform of

¹⁵¹ <http://electionresources.org/ro/chamber.php?election=2012>

¹⁵² <https://jamestown.org/program/president-basescus-back-in-office-reinforces-romanias-ties-with-the-west/>

Romania's corrupt justice system, and aid Romania's participation in the South Stream gas project funded by the Kremlin. In the end, Romania's president Traian Basescu, appointed his winning political rival from the PSD Victor Ponta as Prime Minister, hoping that the economic crisis will quickly destroy support for the Social Liberal Union. Basescu's allegations of pro-Russian connections of Ponta and the Social-Liberal Union obviated the importance of the region for pro-Russian interests. Currently, the PSD is still the country's leading political party represented by 103 mandates in the lower chamber of the Romanian Parliament and 47 seats in the Senate and ranks first in the local elections (see Romania's Central Electoral Bureau results¹⁵³).

Because of the existence of this party for the purpose of the analysis, this element is coded as 1 as of 2001 and 2007 when the PSD was established and is coded as 0 from 1995 to 2000, when there were no pro-Russian political parties in existence in Romania.

Muslim and Roma minorities

In Romania according to the PEW Research Center data¹⁵⁴, the Muslim population totaled around 73,000 that is 0.3 percent of the total population by 2010. By the time of its EU accession in 2007, the country's Muslim population was 0.20 percent, which is smaller than the average EU Muslim population of 1.49 percent up to that point, so it is coded as 0 for the purpose of the analysis. There is an estimated 1,850,000 Roma residing in the country as of 2010 according to the European Commission data¹⁵⁵. At time of accession, the Roma population in the country made up 8.63 percent of the total population, which is more than the average EU Roma population of 0.81 up to that point, so it is coded as 1 for the purpose of the analysis.

¹⁵³ http://www.2016bec.ro/wp-content/uploads/2016/06/SIAL2016_Situatia_mandatelor_partide-2.xlsx

¹⁵⁴ <http://www.pewforum.org/2011/01/27/table-muslim-population-by-country/>

¹⁵⁵ http://europa.eu/rapid/press-release_MEMO-14-249_en.htm

Conflict

The Romanian War, also referred to as the Romanian Revolution, took place between the 16th and 22nd of December, 1989 and is the armed resistance that took down the Communist regime in Romania. Leader of the Romanian revolution was Ion Iliescu. The first protests against the Romania's communist dictatorship of Nicolae Ceausescu erupted in Timisoara. On December 16th, a protest broke out as a reaction to the eviction of Hungarian pastor Laszlo Tokes by the government. For a short time much of his parish collected around his home to protect him from eviction. Subsequently many more joined the protest. Soon it became clear that the crowd would not disperse and Timisoara's Mayor Peter Motz claimed that he changed his mind and will not evict Tokes. After the mayor refused to confirm this decision in a written statement, the crowd became impatient and started singing anti-communist slogans. Subsequently, the police security forces appeared at the scene. By the evening, the protest spread and the original purpose shifted to anti-communist one. Some of the protesters tried to burn the building that houses the local section of the Romanian Communist Party. On December 18th, 1989 Ceausescu went to Iran and on his return on December 20th, he gave a speech on live television from a studio in the building of the Central Committee of the Romanian Communist Party. In his speech he described the events in Timisoara as interference and external aggression of foreign powers in Romania. In the morning of December 21st Ceausescu spoke in front of the approximately 110,000 people assembled in protest to condemn the riots in Timisoara. During his speech, the fringes of the crowd suddenly started to move, frightened by what sounded reportedly as weapons firing. The assembled crowd became terrified and started to disperse and rumors spread that the police security forces shot at the crowd. This gave the reason for many more people to join and the gathering turned into a protest demonstration. In the evening the

government declared martial law and a banned gathering of groups larger than 5 people, but nevertheless thousands gathered spontaneously in downtown Bucharest. Ceausescu tried to speak to the crowd from the balcony of the building of the Central Committee of the Romanian Communist Party, but his attempts are met with waves of discontent and anger. On December 22nd Ceausescu and his family attempted to flee, but they were arrested by local police and were taken to the military garrison of Targovishte and were held captive for several days. On December 24 Ion Iliescu headed the newly-established Council of National Salvation Front and signed a declaration to set up an extraordinary military tribunal to prosecute Ceausescu and his wife. The process took place on December 25th and lasted for about two hours and ended with a death penalty conviction for Ceausescu and his wife Elena. Their executions were carried out immediately and were shown on live television in Romania and other countries. Romania is the only former Eastern European socialist country where the regime was overthrown with violence which resulted in the death of over one thousand people. Due to the 1989 conflict on Romanian territory that occurred during EU's existence according to COW's data¹⁵⁶ for the purpose of the analysis this element is coded as 1.

Boolean analysis for Romania

(1011) → (1011) → (1011) → (1011) → (1011) → (1011) → (1011) →
 (1011) → (1011) → (1011) → (1011) → (1011) → (1011)

10.3 Croatia

Croatia is a country in Southeast Europe with a capital Zagreb. It borders Hungary and Slovenia to the north, Bosnia and Herzegovina, Serbia, and Montenegro to the east, and in the

¹⁵⁶ <http://www.correlatesofwar.org/data-sets/COW-war/cow-war-list>

southwest it has a coastline with the Adriatic Sea. The total area of Croatia is 21,851 square miles (or 56,594 square km) and a total population of 4,225,316 that comprises a 0.8 percent share of the total EU population as of 2015. The political system is parliamentary republic and Croatia is an EU member since July 1st, 2013. Croatia holds eleven European Parliament seats and will assume the rotating EU Council presidency for the first time in the first half of 2020. Its official currency is the Croatian Kuna (HRK) and is not a Eurozone or Schengen space member¹⁵⁷.

At the end of 1918, after World War I and the collapse of Austria-Hungary, Croatia became part of the Kingdom of Serbs, Croats, and Slovenes (CXC), while its territories of Istria, Rijeka, and Zadar remained under Italian rule. The Kingdom of CXC was renamed in 1929 as the Kingdom of Yugoslavia. The Independent State of Croatia that existed between 1941 and 1945 was founded in the beginning of World War II. After the end of WWII, Croatia became part of socialist Yugoslavia. In 1991, one year after the first democratic elections, Croatia declared its independence. In the same year, Croatia started a war with the Yugoslavian troops, which ended in 1995. In 1992 Croatia became a UN member and in 2008 NATO sent a letter to Croatia, inviting the country to begin formal negotiations to join the organization. On April 1st, 2009 the country became a member of NATO and on July 1, 2013 Croatia joined the EU.

Pro-Russian political parties

The **Croatian Democratic Union** (Croatian: Hrvatska demokratska zajednica, HDZ) is a center-right leaning political party led by Andrej Plenković. The party was founded in 1989. In 1990, the HDZ won absolute majority in the first multiparty elections in Croatia, which allowed it to pass the new constitution that enabled the Croatian independence referendum. During the

¹⁵⁷ http://europa.eu/european-union/about-eu/countries/member-countries/croatia_en

war in Bosnia and Herzegovina there were multiple political currents within the party, such as a group who advocated end to aggressive policy in Bosnia and a group for whom the economic recovery of Croatia was a top priority. The multitude of scandals that rocked the HDZ since 2009 had a substantial effect on Croatian society, since the HDZ is considered one of the founding entities of the Croatian state and was the catalyst for gaining the Croatian independence from the former Yugoslavia. In 2016 Ivo Sanader's successor in office Tomislav Karamarko became a part of scandal with geopolitical proportions when it was revealed that one of the donors of the HDZ is a foundation backed by Russian capital of unknown origin¹⁵⁸. The companies that provided the capital were represented by Oksana Dvinskih, a Croatian citizen of Ukrainian origin and a close friend's the Karamarko family. Her name also appeared as a part of a company that put in a bid to participate in a lucrative nuclear energy project in Finland. The Finnish authorities, however, rejected the company's bid because of suspicion of Russian financial support of Dvinskih's Croatian company, since Finland interpreted this as a Russian attempt to circumvent EU sanctions against Russia. Allegedly Oksana Dvinskih's foundation New Generation donated approximately 350,000 Euros to the HDZ. Through all this, the attitude of the Croats towards Russia has not been as sensitive as it is in Bulgaria, Serbia, or the Baltic states, for example and HDZ sympathizers see nothing wrong in maintaining positive trade relations with Russia, since Croatia was never a part of Russian occupation. As a part of former Yugoslavia, Croatia lived in a sheltered environment in a state that managed to maintain relative neutrality during the Cold War. However, after the outbreak of this latest scandal, the electorate is beginning to form a different perspective of the statement of Serbian Prime Minister Aleksandar Vucic in 2016 who stated that if HDZ comes to power, Serbia and Croatia will enjoy

¹⁵⁸ <http://www.total-croatia-news.com/item/13000-media-reports-hdz-paid-ifo-institute-with-donation-from-russian-sources>

better cooperation¹⁵⁹. Vucic's party and HDZ are both in the right political spectrum, but after the latest scandalous revelations it appears that both parties may be closely connected to Russia. In 2016 parliamentary elections the party headed the center-right HDZ Coalition that finished first in the election with 36.27 percent of the vote and 59 out of 151 seats in parliament (see State Election Committee of the Republic of Croatia website¹⁶⁰).

Because of the existence of this party for the purpose of the analysis, this element is coded as 1 as of 2012 and 2013 when the HDZ was established and is coded as 0 from 2003 to 2011, when there were no pro-Russian political parties in existence in Croatia.

Muslim and Roma minorities

In Croatia according to the PEW Research Center data¹⁶¹, the Muslim population totaled around 56,000 that is 1.3 percent of the total population by 2010. By the time of EU accession in 2013, the country's Muslim population was 1.1 percent, which is smaller than the average EU Muslim population of 1.49 percent in the EU up to that point, so it is coded as 0 for the purpose of the analysis. There is an estimated 35,000 Roma residing in the country as of 2010 according to the European Commission data¹⁶². At time of accession, the Roma population in the country made up 0.79 percent of the total population, which is less than the average EU Roma population of 0.81 percent up to that point, so it is coded as 0 for the purpose of the analysis.

Conflict

The **Croatian War of Independence** (also known as the **War of Srpska Krajina**) is violent armed conflict between Serbs and Croats that killed about 12,000 Croats and 9,000 Serbs that began in 1991 and ended in 1995. The war in Croatia began with the breach of the

¹⁵⁹ <https://eblnews.com/news/croatia/serbian-pm-congratulates-hdz-leader-election-victory-1646>

¹⁶⁰ <http://www.izbori.hr/214zas/rezult/1/nrezultati.html>

¹⁶¹ <http://www.pewforum.org/2011/01/27/table-muslim-population-by-country/>

¹⁶² http://europa.eu/rapid/press-release_MEMO-14-249_en.htm

Constitution of Yugoslavia by Croatia that unilaterally declared independence from Yugoslavia in 1991. Initially, the war was fought between the forces of the Yugoslav People's Army, the Croatian Serbs, and the Croatian police. The Yugoslav Federal Army forces attempted to maintain Croatia as a part of the country. During the collapse of the country, a self-proclaimed Serb state, the Republic of Serbian Krajina, was created. This was the beginning of the struggle between the Croatian army and the army of the Krajina Serbs. In 1992, an agreement was signed for a cease-fire, and was followed by the recognition of Croatia as a sovereign state. UN peacekeeping troops were deployed in Croatia. In 1995, the Croatian army launched two major military attacks, as a result of which a considerable part of the territory of the Republic of Serbian Krajina came under Croatian control. The war ended with the signing of the Erdut and Dayton Accords, according to which Eastern Slavonia was incorporated into Croatia in 1998. The conflict was accompanied by mutual ethnic cleansing of the Serb and Croatian population. As a result of the war Croatia gained its independence and the preservation of its territorial integrity. During the fighting, many towns and villages were severely damaged or destroyed. A large number of Croatian refugees were expelled from the territories controlled by the Serbs in 1991-92. At the same time, according to reports of the UN Commissariat for Refugees, by 1993 only in the territories under the control of Zagreb thousands of Serbs were expelled. Another large flow of Serbian refugees numbering in the hundreds of thousands was recorded in 1995 after Operation Storm, a combined military effort between Bosnia and Herzegovina that aimed to end the existence of the Republic of Serbian Krajina. Another estimated hundred thousand Serb refugees after the war have returned to Croatia. At present, Serbia and Croatia relations are improving, but are still complicated by the lawsuits filed in international courts against each other. In 2015 the ICJ dismissed the genocide claims of both sides. The International Criminal

Tribunal of Former Yugoslavia pronounced Milan Martić guilty of collaborating with Slobodan Milošević and between 2008 and 2012 it also prosecuted a couple of Croatian generals, who were subsequently acquitted. An important pre-condition for opening negotiations with Croatia to join was the surrender of Croatian General Ante Gotovina to the UN International Criminal Tribunal at Hague for war crimes committed during the Yugoslav War. In 2011, Ante Gotovina was convicted by the International Criminal Tribunal to 24 years in prison for war crimes and crimes against humanity, but in 2012 he was acquitted in a re-trial and Croatia officially joined the EU in 2013.

Due to the **Croatian Independence War 1991-1995** and the **Croatia-Krajina War of 1995** on Croatian territory that occurred during EU's existence according to COW's data¹⁶³ for the purpose of the analysis this element is coded as 1.

Boolean analysis for Croatia

(0001) → (0001) → (0001) → (0001) → (0001) → (0001) → (1001) →
 (1001) → (1001) → (1001) → (1001)

¹⁶³ <http://www.correlatesofwar.org/data-sets/COW-war/cow-war-list>

10.4 Boolean analysis of Wave 6

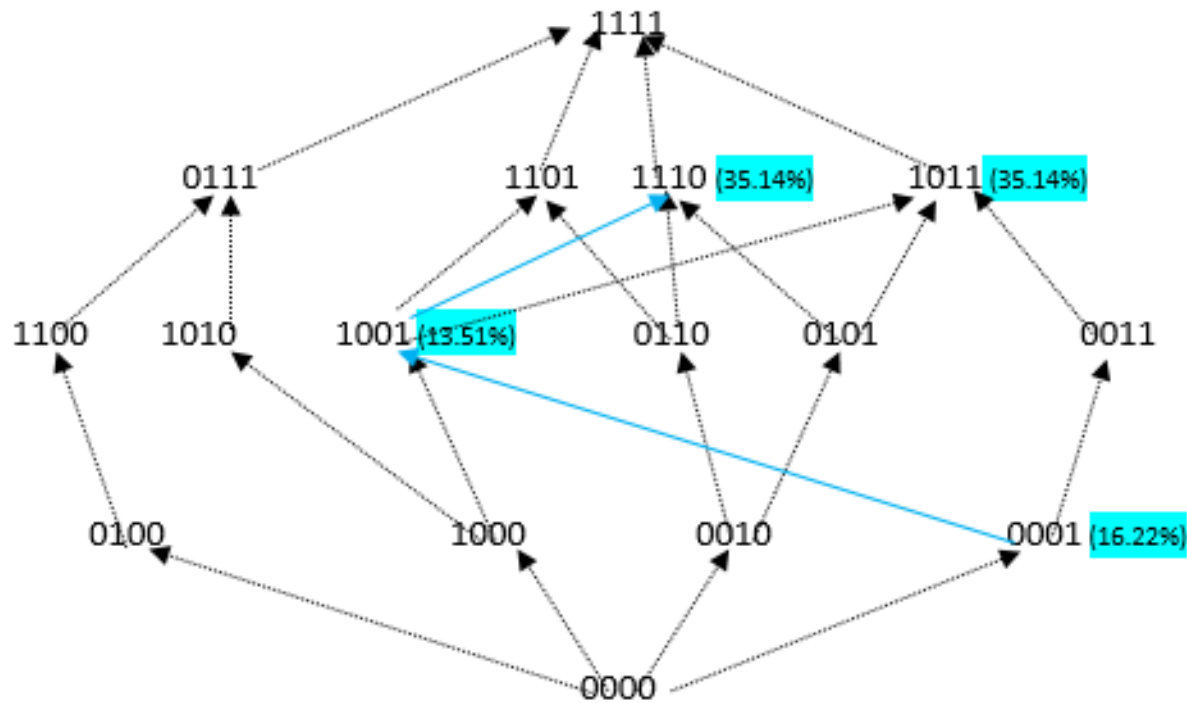


Figure 10.4.1 Compilation of factors that impede EU accession speed in Wave 6

Figure 10.4.1 is a compilation of the additional factors that affect EU accession speed for all three states that joined the EU in Wave 6. In the case of accession of states in Wave 6, over 70.28 percent had pro-Russian parties and Roma minorities that exceeded the EU average at the time of their EU accession (see third tier nodules 1110 at 35.14 percent and 1011 at 35.14 percent). The presence of conflict in the states accessed in Wave 6 is observed in almost half of the cases at 64.9 percent. The grid is limited to three branches in the second and third rows and the highest concentration nodules that total 70.28 percent are found on the third row. Overall, the wave is rather coherent, but possesses a high concentration of factors that impede EU accession speed, which provides support for H5. Ultimately, this means that accession into the EU with unequal membership rights for the Bulgaria, Romania (2004), and Croatia (2013) was slower than previous accession waves despite of their positive pro-democratic and economic

performance during their application process due to the fact that they brought over factors that impede accession speed.

Next, I will compare Waves 2, 3, 4, 5, and 6 for presence of additional factors that impeded EU accession.

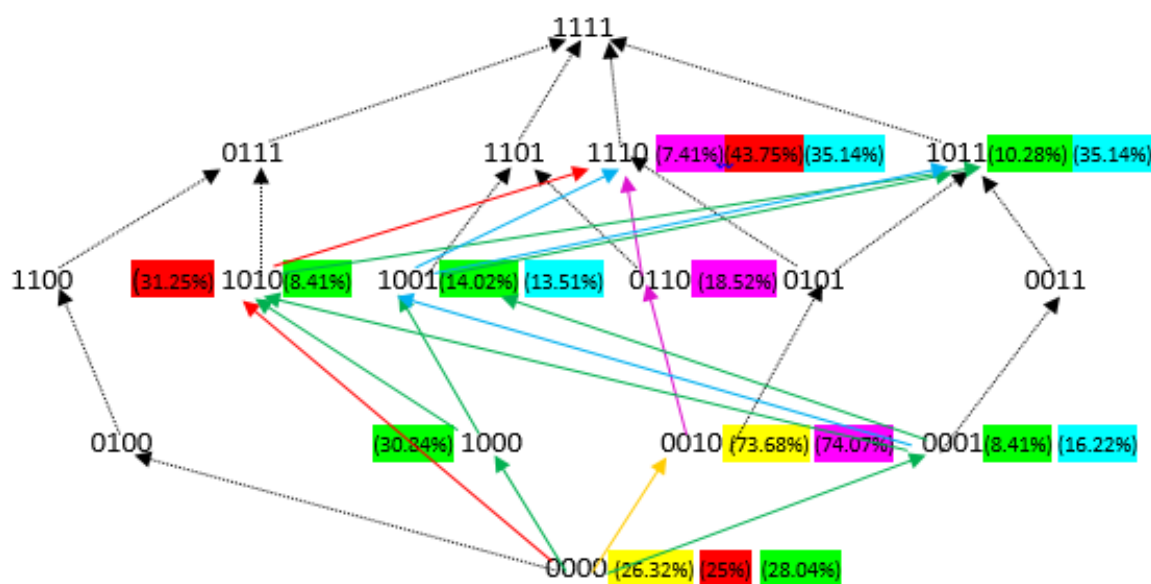


Figure 10.4.2 Comparison of factors that impede EU accession speeded in Wave 2, Wave 3, Wave 4, Wave 5, and Wave 6

In Figure 10.4.2 above, I examine the structures of additional factors that impede EU accession speed for Waves 2, 3, 4, 5, and 6 again by comparing the waves' coherence. At a glance, it is obvious that the states accessed in Wave 2 had a lot in common and were overall very coherent as far as displaying a minimal number of factors in only one pathway that impede EU accession speed. The states accessed in Wave 3 also had a lot in common, but were overall a little less coherent, since they displayed two instead of one branch with higher concentration towards the bottom rows. The states accessed in Wave 4 also had a lot in common, but were overall a little less coherent than the previous waves, since they displayed two instead of one branch with higher concentration towards the top rows. The states accessed in Wave 5 are very

incoherent in the variety of factors that they bring, since they displayed eight branches with higher concentration towards the first and second row. Never-the-less, a prominent feature in Wave 5 is the presence of pro-Russian parties, which include roughly two-thirds of the cases. The states accessed in Wave 6 also had some common characteristic, namely the presence pro-Russian support and conflict and were overall more coherent than Wave 5, since they displayed only three branches (instead of eight branches in Wave 5) with higher concentration towards the top rows. Most of the states (besides the states accessed in Wave 5) had Roma populations that exceeded the Roma population in the EU at the time of their accession, but Wave 6 appears to have the highest Roma population thus far at 70.28 percent. Wave 6 also indicates the highest conflict occurrence thus far at 64.9 percent. Overall, the comparison of the structures shows that Wave 5 still produced the most complicated structure of factors that impede EU accession and thus it appears that the states accessed in Wave 5 were very diverse other than the presence of pro-Russian parties. Figure 10.4.2 above indicates a gradual increase in factors that impede EU accession as the structures between Wave 2, 3, 4, 5 and 6 get more top-heavy. This gradual increase in factors between waves is a more accurate explanation of the waves' sequential placement in time than the states' pro-democratic performance during their application period, which lends support for H5. This is indicative that speed of accession into the EU of Wave 6 was slower than previous accession waves despite of Bulgaria, Romania, and Croatia's positive pro-democratic and economic performance during their application process due to the fact that they brought over factors that impede accession speed, such as pro-Russian sentiments and conflict. Had there been no additional consideration outside of the pro-democratic developments of the states, then the application duration for the later waves, such as Wave 6, should be proportionate to their political and economic development and thus should have been accessed as fast as Wave

3. This analysis is a viable explanation as to why the established member states were less keen to add Bulgaria, Romania, and Croatia to the EU, while the southern European states in Wave 3 were accessed faster at lower indicators of political and economic development (see Figure 10.4.3 below).

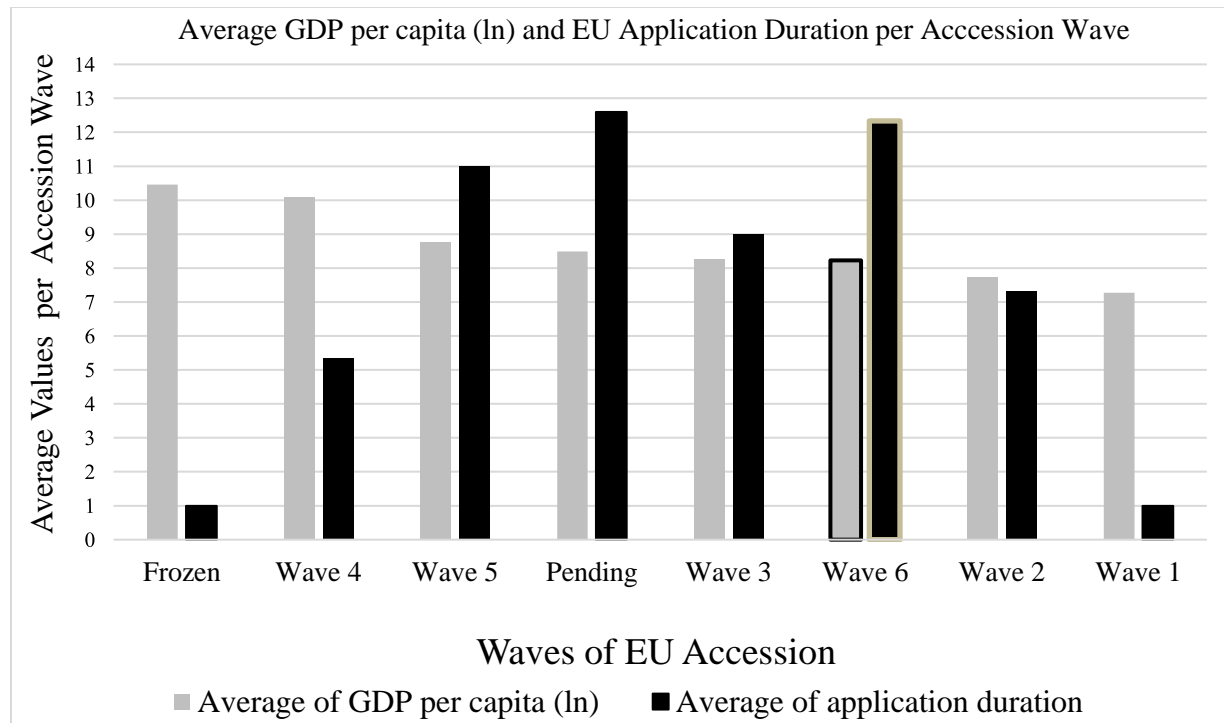


Figure 10.4.3 Compilation of pro-democratic development and application duration by wave compared to Wave 6

11 PENDING MEMBERS: ACCESSION OF THE WESTERN BALKANS

Chapter 11 will consist of analysis of the pending accession of the Western Balkan applicants and will evaluate the shift in membership expectations that are now preventing full promised EU enlargement. Pending cases like Serbia and Turkey theoretically are on the path, but no clear answers are given by the EU leadership when they will join. In addition, the EU rhetorically also promised membership to Bosnia and Herzegovina, but there is no indication when and if these promises will come true. This chapter will trace the pending membership applications of Albania, Macedonia, Montenegro, Turkey, and Serbia. After the historical and political overview, I will conduct the analysis of hypothesis six (H6). The question I will answer here is: Why is the EU reluctant to add the Balkan states of Montenegro, Albania, Macedonia, Turkey, and Serbia to the EU?

In this chapter I suggest that earlier waves of accession of new member states exhibit lower expectations of democratic and economic development and shorter timeframe of accession into the EU in the following hypothesis:

Pending members from Western Balkans (H6): *Despite the fact that the pro-democratic and economic performance of the Pending members exceeds other successful applicants in the past, the EU membership of Albania, Macedonia, Montenegro, Turkey, and Serbia is still uncertain due to the fact that they will bring over factors that impede EU accession speed.*

11.1 Albania

Albania is a country in southern Europe with capital Tirana. It borders Kosovo to the northeast, Montenegro to the north, Greece to the south, and Macedonia to the east. It has a

coastline on the Ionian Sea to the southwest and the Adriatic Sea to the west. Its area is 11,264 square miles (or 29,176 square kilometers) and a total population of 2,902,000 as of 2010. The political system is parliamentary republic and Albania submitted its formal EU application in 2009¹⁶⁴.

The country was occupied by Italy during World War II. Resistance led by Enver Hoxha and the newly established Communist Party gradually emerged. After defeating Italy, the resistance fighters seized power. Initially Enver Hoxha maintained a good relationship with the USSR and other countries of the Eastern bloc, but after Stalin's death he denied the reforms introduced by Khrushchev and reoriented Albania to Mao Zedong's ideology. Over time, however, contacts with China weakened, especially after the Mao's death. By 1990, five years after the death of Hoxha, Albania was an extremely isolated communist state that maintained minimal contact even with other communist countries. Despite the emerging multiparty democracy, the country suffers substantial economic problems, raging organized crime, as well as influx of Albanian refugees from Kosovo. In 1992 Albania held its first democratic elections in after World War II. During the NATO bombing of Yugoslavia in 1999, Albania accepted nearly half-million refugees who are ethnic Albanians from Kosovo. NATO formally invited Albania to become members at the summit in Bucharest in April 2008. On April 1st of 2009 Albania officially joined NATO and in 2009 Albania formally applied for EU membership. Its accession into the Union is still pending.

Pro-Russian political parties

There is no substantial popular support for Pro-Russian political parties in Albania, so for the purpose of the analysis this element is coded as 0.

¹⁶⁴ http://ec.europa.eu/enlargement/countries/detailed-country-information/albania/index_en.htm

Muslim and Roma minorities

In Albania according to the PEW Research Center data¹⁶⁵, the Muslim population totaled around 2,601,000 that is 82.1percent of the total population by 2010. By the time of the country's official application into the EU in 2009, the country's Muslim population was 82.10 percent, which is larger than the average EU Muslim population of 1.64 percent in the EU up to that point, so it is coded as 1 for the purpose of the analysis. There is an estimated 115,000 Roma residing in Albania as of 2010 according to the European Commission data¹⁶⁶. By the time of the country's official application into the EU in 2009, the Roma population in the country made up 3.59 percent of the total population, which exceeded the average EU Roma population of 1.39 percent up to that point, so it is coded as 1 for the purpose of the analysis.

Conflict

There were no recorded wars that Albania participated in for the duration of the EU's existence according to COW's data¹⁶⁷, so for the purpose of the analysis this element is coded as 0.

Boolean analysis for Albania

(0110) → (0110) → (0110) → (0110) → (0110) → (0110) → (0110) →
 (0110)

¹⁶⁵ <http://www.pewforum.org/2011/01/27/table-muslim-population-by-country/>

¹⁶⁶ http://europa.eu/rapid/press-release_MEMO-14-249_en.htm

¹⁶⁷ <http://www.correlatesofwar.org/data-sets/COW-war/cow-war-list>

11.2 The Former Yugoslav Republic of Macedonia (FYRM)

The Former Yugoslav Republic of Macedonia occupies the northwestern part of the historical region of Macedonia, parts of which are located in Bulgaria and Greece. To the east it borders Bulgaria, to the south - Greece, to the north - Serbia and Kosovo, and to the west - Albania. Its area is 9,927 square miles (or 25,713 square kilometers). Capital of the country is Skopje, with a population of 2,062,000 as of 2010. The political system is parliamentary republic and Albania submitted its formal EU application in 2004¹⁶⁸.

On September 8th, 1991 the FYRM gained its independence from Yugoslavia after a referendum and began a process for peaceful secession from the federation. On November 17th, 1991 the Assembly of the FYRM officially declared independence after a referendum on September 8 of the same year. Bulgaria was the first country in the world to recognize the new state on January 15th, 1992 under its constitutional name and persuaded Russia to do the same. Robert Badinter, Chairman of the Peace Conference on Yugoslavia, called EU countries to do the same in the same month. In 1993 FYRM became a member of the UN. Macedonia aspires to join the European Union, but major obstacles to this are deteriorating relations with Greece, because of the unresolved dispute over FYRM's official name. Second issue is with Bulgaria, since although the two countries have signed several declarations and memoranda of good neighborly relations and in 1999 the linguistic dispute between Bulgaria and Macedonia was resolved, some lingering questions about historical heritage remain. Conflicting reports emerge about violations of the rights of the Bulgarians in FYRM and in turn FYRM insists on the recognition of the Pirin territory in Bulgaria as belonging to the FYRM.

¹⁶⁸ http://ec.europa.eu/enlargement/countries/detailed-country-information/fyrom/index_en.htm

Pro-Russian political parties

VMRO-DPMNE is a center-**right** leaning nationalist political party in FYRM led by Nikola Gruevski. VMRO-DPMNE is one of the largest political organizations in the FYRM. The party was officially registered on August 5th, 1990 as an ideological outlet of the political circles of those who fought for independence of the FYRM from Yugoslavia and the victims of political repression. However, a number of scandals, controversial political decisions, intervention and infiltration of the secret police in the policy of the party led to a partial split in VMRO-DPMNE. At the party's congress in May 2003 in Ohrid, Ljubco Georgievski resigned as chairman of VMRO-DPMNE and founded his own party VMRO People's Party and the new party chairman Nikola Gruevski was elected. In 2006 VMRO-DPMNE won the elections and Nikola Gruevski became Prime Minister of the FYRM. He remains in office until today with successive governments. During his time in office, he has slowly realigned his political view from neo-liberal to a style closer to Russia's Putin. Nikola Gruevski lost a lot of support and patronage with the departure of US president Bush from the White House. In the mean-time Russia began to establish itself as a world superpower and Putin's leadership style centered on Christian values and traditional gender roles, nationalism, and strong government appeal to Gruevski and VMRO-DPMNE's political stance. Not surprisingly, since the party has been in power, Macedonia's foreign policy is slowly realigning to Moscow. In the parliamentary elections in 2014, VMRO-DPMNE finished first with 42.97 percent and 61 out of 123 seats (see Republic of Macedonia State Election Commission website¹⁶⁹).

¹⁶⁹ <http://rezultati.sec.mk/Parliamentary/Results?cs=en-US&r=2&rd=r&eu=All&m=All&ps=All>

Because of the existence of the VMRO-DPMNE since 1990, for the purpose of the analysis, this element is coded as 1 for the duration of the entire EU application period from 2005 to 2016.

Muslim and Roma minorities

In the FYRM according to the PEW Research Center data¹⁷⁰, the Muslim population totaled around 713,000 that is 34.9 percent of the total population by 2010. By the time of the country's official application into the EU in 2004, the country's Muslim population was 35.9 percent, which is larger than the average EU Muslim population of 1.64 percent in the EU up to that point, so it is coded as 1 for the purpose of the analysis. There is an estimated 197,000 Roma residing in the FYRM as of 2010 according to the European Commission data¹⁷¹. By the time of the country's official application into the EU in 2004, the Roma population in the country made up 9.56 percent of the total population, which exceeded the average EU Roma population of 1.39 percent up to that point, so it is coded as 1 for the purpose of the analysis.

Conflict

The FYRM was significantly destabilized by the war in Kosovo in 1999 and the subsequent fleeing of over 250,000 ethnic Albanians, which it was forced to accept. Albanian nationalism intensified on both sides of the border in 2001, leading to military conflict in the area between the security forces of the FYRM and the Albanian National Liberation Army (NLA). That same year the Ohrid Agreement was signed, which provided significant civil and political rights of Macedonian Albanians. Soon after Albanian rebels disarmed with the help of NATO.

¹⁷⁰ <http://www.pewforum.org/2011/01/27/table-muslim-population-by-country/>

¹⁷¹ http://europa.eu/rapid/press-release_MEMO-14-249_en.htm

Due to the 2001 Insurgency in the FYRM that occurred during EU's existence according to COW's data¹⁷² for the purpose of the analysis this element is coded as 1.

Boolean analysis the FYRM

(1111) → (1111) → (1111) → (1111) → (1111) → (1111) → (1111) →
 (1111) → (1111) → (1111) → (1111) → (1111) → (1111)

11.3 Montenegro

Montenegro is a country on the Balkan Peninsula. It borders Croatia and Bosnia and Herzegovina to the west, Serbia to the northeast, Albania to the south, and Kosovo to the east. Montenegro has an outlet on the Adriatic Sea. The state and administrative capital is Podgorica, while the historical capital of the country is Cetinje. Its area is 5,333 square miles (or 13,812 square kilometers) with a population of 622,000 as of 2010. The political system is parliamentary republic and Montenegro submitted its formal EU application in 2008¹⁷³.

In 1941 it was occupied by Italy and later by Germany. Montenegro has been a part of Yugoslavia since 1945. Between 1945 and 1992 Montenegro was one of the republics included in the Socialist Federal Republic of Yugoslavia. After that, between 1992 and 2003, Montenegro was a part of the Federal Republic of Yugoslavia, and from 2003 to 2006 it was a part of Serbia and Montenegro. On May 21, 2006 in Montenegro held a referendum on independence from Serbia and 55 percent of the participating voters voted for the republic's independence. On June 3rd, 2006 the Montenegrin parliament formally declared independence. On June 28, 2006

¹⁷² <http://www.correlatesofwar.org/data-sets/COW-war/cow-war-list>

¹⁷³ http://ec.europa.eu/enlargement/countries/detailed-country-information/montenegro/index_en.htm

Montenegro became a member of the UN. The EU council launched negotiation for Montenegro's accession application on June 2012.

Pro-Russian political parties

New Serb Democracy (Serbian: New Demokratija Srpska, NOVA) is **right**-wing political organization in Montenegro led by Andrija Mandić. It was founded in 2009 with the intention to unite all pro-Serbian organizations in the country, but eventually it included only the Serbian People's Party and the People's Socialist Party of Montenegro. NOVA's coalition (the Democratic Front) participated in the parliamentary elections in 2016 and finished in second place with 20.32 percent of the vote, or 18 out of 81 seats to the National Assembly (see Montenegro's National Election Commission website¹⁷⁴). In 2015 pro-Russian protesters led by NOVA took over the streets in the capital demanding the resignation of the democratically elected prime minister of Montenegro, Milo Djukanovic. In 2016, there was a coup attempt against Djukanovic led by Serbian nationalists and Russian citizens. Djukanovic claims that this was orchestrated by Russia. Russia, who is strongly opposed to the country's NATO application, denies official involvement in the destabilization of the country and the coup attempt¹⁷⁵.

Because of the existence of the New Serb Democracy party since 2009, for the purpose of the analysis, this element is coded as 1 for the duration of the entire EU application period from 2009 to 2016.

Muslim and Roma minorities

In Montenegro according to the PEW Research Center data¹⁷⁶, the Muslim population totaled around 116,000 that is 18.5 percent of the total population by 2010. By the time of the

¹⁷⁴ <http://dik.co.me/ukupni-rezultati-izbora-za-poslanike-u-skupstinu-crne-gore/>

¹⁷⁵ <http://www.rferl.org/a/montenegro-opposition-protests-nato-bid/27395329.html>

¹⁷⁶ <http://www.pewforum.org/2011/01/27/table-muslim-population-by-country/>

country's official application into the EU in 2008, the country's Muslim population was 18.50 percent, which is larger than the average EU Muslim population of 1.64 percent up to that point, so it is coded as 1 for the purpose of the analysis. There is an estimated 20,000 Roma residing in Montenegro as of 2010 according to the European Commission data¹⁷⁷. By the time of the country's official application into the EU in 2009, the Roma population in the country made up 3.17 percent of the total population, which exceeded the average EU Roma population of 1.39 percent up to that point, so it is coded as 1 for the purpose of the analysis.

Conflict

There were no recorded wars that Montenegro participated in for the duration of the EU's existence according to COW's data¹⁷⁸, so for the purpose of the analysis this element is coded as 0.

Boolean analysis for Montenegro

(0110) → (1110) → (1110) → (1110) → (1110) → (1110) → (1110) →
 (1110) → (1110)

11.4 Serbia

Eighty percent of Serbia's territory is located on the Balkan Peninsula, and twenty percent is located in the Pannonian Plain. Serbia's capital is Belgrade and borders Bulgaria and Romania to the east, Hungary to the north, Bosnia and Herzegovina, Croatia, and Montenegro to the west, and Macedonia to the south, and there is a disputed border with Albania through Kosovo. With Kosovo, Serbia's area is 54,905 square miles (or 88,361 square kilometers) and excluding Kosovo its area is 48,140 square miles (or 77,474 square kilometers) with a population of

¹⁷⁷ http://europa.eu/rapid/press-release_MEMO-14-249_en.htm

¹⁷⁸ <http://www.correlatesofwar.org/data-sets/COW-war/cow-war-list>

9,059,000 as of 2010. The political system is parliamentary republic and Serbia submitted its formal EU application in 2009¹⁷⁹.

Serbia was a part of the First Yugoslavia formed after World War I in 1918 to include the Kingdom of Serbs, Croats, and Slovenes. The state was renamed the Kingdom of Yugoslavia in 1929. The kingdom existed until April 1941, when much of its territory was divided between Germany, Italy, Hungary, and Bulgaria. Serbia then became a part of the Second Yugoslavia formed immediately after World War II. Its foundations were laid in 1943 with the establishment of the Democratic Federal Yugoslavia. It was renamed the Federal Republic of Yugoslavia after the end of the war in 1945 and then became the Socialist Federal Republic of Yugoslavia in 1963. In this form Yugoslavia existed until 1992, when four out of the six republics that comprised it, namely Slovenia, Croatia, Macedonia, Bosnia and Herzegovina, became independent. Serbia remained then a part of the Third Yugoslavia under the name Federal Republic of Yugoslavia (FRY), which existed until 2003 and united the republics of Serbia (including the autonomous regions of Kosovo, Vojvodina, and Metohija) and Montenegro. In 2003, the FRY was transformed into a loose confederation including Serbia and Montenegro. On June 3rd, 2006 the confederation disintegrated into the independent republics of modern-day Serbia and Montenegro. Serbia submitted its EU application in 2009 and on January 21st, 2014, the EU officially began membership talks with Serbia. The Serbian state aims to fulfill the conditions of accession until 2018 and is expected to join Union in the next financial period that starts in 2020.

¹⁷⁹ http://ec.europa.eu/enlargement/countries/detailed-country-information/serbia/index_en.htm

Pro-Russian political parties

The **Serbian Radical Party** (Srpska Radikalna Stranka, SRS) is **right**-wing national conservative political party in Serbia led by Vojislav Šešelj. It was established in 1991 by the unification of the two nationalist parties - the Serbian Chetnik Movement, chaired by Vojislav Šešelj and the People's Radical Party, chaired by Tomislav Nikolić. The party's main platform revolves around nationalism, Euroscepticism and has distinct pro-Russian orientation. It claims that Serbia should strive to restore its former greatness through affiliation with Russia instead of the West. In the 2016 parliamentary elections the party finished third with 8.1 percent of the votes and 22 mandates out of 250¹⁸⁰.

Furthermore, the current prime minister of Serbia Aleksandar Vučić whose **Serbian Progressive Party** won the 2016 parliamentary elections with 48.25 percent of the votes¹⁸¹ expressed an opinion in 2016 that if Croatia's HDZ (a party that was involved in a recent scandal with Russian funding) comes to power, Serbia and Croatia will enjoy better cooperation¹⁸². The Serbian Progressive Party was established in 2008 by 21 former associates of the Serbian Radical party. Vučić's party and HDZ are both in the **right** political spectrum, but after the latest scandalous revelations of HDZ's connections to financial support from the Kremlin, it appears that both parties may be connected to Russia and support pro-Russian interests. This is a very important and sensitive issue in the region, because Serbia is torn by geopolitical tensions and has to make a choice of aligning with Russia or with the EU.

Finally, there are a few smaller pro-Russian parties that share the same nationalist, Eurosceptic, pro-Russian sentiment and platform, but have a less of a popular appeal in the polls.

¹⁸⁰ <http://www.electionguide.org/elections/id/2908/>

¹⁸¹ <http://www.electionguide.org/elections/id/2908/>

¹⁸² <https://eblnews.com/news/croatia/serbian-pm-congratulates-hdz-leader-election-victory-1646>

One of them, the **Russian Party** (Ruska stranka) is a **right**-wing political party in Serbia led by Ivan Isakovich that was founded in 2010. Another such party is the **Serbo-Russian Movement** (Srpsko-ruski pokret), a **right**-wing political organization in Serbia led by Aleksandar Đurđev that was founded in 2016.

Because of the existence of the Serbian Radical Party since 1991, for the purpose of the analysis, this element is coded as 1 for the duration of the entire EU application period from 2009 to 2016.

Muslim and Roma minorities

In Serbia according to the PEW Research Center data¹⁸³, the Muslim population totaled around 280,000 that is 3.7 percent of the total population by 2010. By the time of the country's official application into the EU in 2009, the country's Muslim population was 3.7 percent, which is larger than the average EU Muslim population of 1.64 percent in the EU up to that point, so it is coded as 1 for the purpose of the analysis. There is an estimated 600,000 Roma residing in Serbia as of 2010 according to the European Commission data¹⁸⁴. By the time of the country's official application into the EU in 2009, the Roma population in the country made up 8.23 percent of the total population, which exceeded the average EU Roma population in the EU up to that point of 1.39 percent, so it is coded as 1 for the purpose of the analysis.

Conflict

The Yugoslav Wars are generally defined as a series of ethnic conflict between Serbs on one side, and Slovenes, Croats, Bosnians, and Albanians on the other. They are a series of wars considered to be the bloodiest conflict in Europe since World War II that occurred between 1991 and 2001 on the territory of former Yugoslavia. These conflicts are associated with Yugoslavia's

¹⁸³ <http://www.pewforum.org/2011/01/27/table-muslim-population-by-country/>

¹⁸⁴ http://europa.eu/rapid/press-release_MEMO-14-249_en.htm

dissolution and redistribution of territory, population, and resources between its former subjects, which eventually led to the disappearance of the state of Yugoslavia from the political map of the world. The Yugoslav wars were followed by a significant change in the political geography of the Balkans and are divided in three periods. The first one was the conflicts related to the breakup of Yugoslavia that includes the War in Croatia (1991-1995), the Ten-day war in Slovenia (1991), and the War in Bosnia and Herzegovina (1992-1995). The second period includes the conflicts in the former Yugoslavia populated by Albanians, including as the Kosovo War (1996-1999), the conflict in the Presevo Valley (2000-2001), and the conflict in the Republic of Macedonia (2001). The third period includes NATO military actions in former Yugoslavia - the operation in Bosnia and Herzegovina (1995) and the NATO air intervention against Yugoslavia (1999).

There is an intense debate in the international community as to whether the Yugoslav wars were a civil conflict or aggression. Bosnians and many Croatians claim that the war was caused by Croatian and Serbian hostility based on Karadjordjevo agreement, while many Serbs accept it as a civil war. Undoubtedly, the Yugoslav wars were caused by the political regime in former Yugoslavia and the geopolitical interests and involvement of the Great Powers. The catalyst for the wars was the ethnic and religious divisions in the former Yugoslav Federation. When Slobodan Milošević came to power in 1989 in Serbia, he ignited nationalism across Yugoslavia and stirred tensions with the communist leadership of the republics. These dynamics eventually boiled over in armed confrontation, which led to the disintegrating of Yugoslavia into smaller republics and leaving the FRY that comprised of only Serbia and Montenegro. The most severe confrontations took place in Bosnia and Croatia where the ethnic Serbs who lived there refused to acknowledge the independence of the republics they inhabited from Yugoslavia.

In Bosnia and Herzegovina following the massacre at Markale and Srebrenica, NATO became involved in the war in 1995 by initiating operation Deliberate Force against the Republika Srpska army that threatened to attack areas designated as safe by the UN in Bosnia and Herzegovina. The war ended after the peace agreement for Bosnia and Herzegovina was signed in Paris on December 14th, 1995. The Kosovo war erupted in 1999 after clashes between the Albanian guerillas and the FRY security forces. This short conflict was resolved with the establishment of UN administration in Kosovo and the withdrawal of Serbian forces from the region. On March 31st, 2003, as part of its common security and foreign policy, the EU undertook peacekeeping operations in the troubled region, firstly in the Former Yugoslav Republic of Macedonia, and after that in Bosnia and Herzegovina. In both operations, forces led by the EU substituted the NATO troops and the EU decided to establish an area of justice, freedom, and security for all in the region by 2010.

Even though the FRY officially did not participate in the conflicts, it provided military and logistic support for the Serbian forces fighting in Bosnia and Croatia. This prompted the 1992 imposition of UN sanctions against the FRY and as a result the country's economy collapsed and the FRY became politically isolated by the international community. In 1990 multiparty democracy was introduced in Serbia, but Slobodan Milošević kept his strong hold over the media and security forces. In 2000 after accusations of electoral fraud, Slobodan Milošević was forced out of power and handed over to the ICTY. Some other high-ranking political and military leaders of Serbia and Croatia were convicted for war crimes, while others continue to litigate in the ICTY. Genocide, a crime against humanity, is the most serious war crime in which they accused them. The International Criminal Tribunal for the former Yugoslavia (ICTY) was established for identification and punishment of war crimes committed

during the wars. By early 2008, 45 Serbs, 12 Croats and 4 Bosnians were sentenced for war crimes by the ICTY in relation to the Yugoslav wars of the 90s¹⁸⁵. ICTY report found that out of the 104,732 victims (civilians and soldiers) 65 percent were Muslims, followed by Serbs (21.7 percent), Croats (8.5 percent) and a small number (4.8 percent) of other (mostly Albanians and Roma)¹⁸⁶.

Due to the War for Bosnian Independence of 1992, Bosnian-Serb Rebellion of 1992 - 1995, and the Insurgency in the Preševo Valley (1999–2001) conflicts that occurred during EU's existence according to COW's data¹⁸⁷ for the purpose of the analysis this element is coded as 1.

Boolean analysis of Serbia

(1111) → (1111) → (1111) → (1111) → (1111) → (1111) → (1111) → (1111)

11.5 Turkey

The Republic of Turkey with capital Ankara is a country whose territory is almost entirely located in Asia (97 percent) and the remaining 3 percent is in the Balkan Peninsula in southeastern Europe. However, more than 20 percent of its population lives on the Balkans. In the east it borders Georgia, Iran, Azerbaijan, and Armenia, to the south it borders Syria and Iraq, and to the west it borders the Aegean Sea, Bulgaria, and Greece. Turkey's geographical location between Europe and Asia makes it a country of particular geostrategic importance. Turkey's area is 302,534 square miles (or 783,562 square kilometers) with a population of 72,310,000 as of

¹⁸⁵ <http://www.icty.org/en/action/cases/4>

¹⁸⁶ http://www.icty.org/x/file/About/OTP/War_Demographics/en/bih_casualty_undercount_conf_paper_100201.pdf

¹⁸⁷ <http://www.correlatesofwar.org/data-sets/COW-war/cow-war-list>

2010. The political system is parliamentary republic and Turkey submitted its formal EU application in 1987¹⁸⁸.

Until 1922 the territory of the modern state was the center of the Ottoman Empire. Between 1923 and 1938 Mustafa Kemal Atatürk implemented fundamental changes in Turkish society, such as introducing a legal system of European type, separating Islam from the state, and giving women the right to vote. After Atatürk's death on November 10th, 1938 power passed into the hands of his fellow İsmet İnönü. During that period, Turkey's foreign policy became pro-German, and after the Second World War it became pro-Western, but Turkey maintained neutrality during World War II. In 1945, Turkey became an official UN member. The period of 1946 and 1950 was an era of strengthening of Turkey's democratic institutions. In result, in 1948 the country received economic assistance under the Marshall Plan and in 1952 Turkey joined NATO. Turkey's senior army leadership carried out three military coups in 1960, 1971, and 1980 that continued the economic reforms. In 1974 Turkey invaded Cyprus and in 1979, the Turkish Republic of Northern Cyprus declared independence, but this was condemned by the UN and is currently only recognized by Turkey. In 2013, anti-government protests broke out followed by a corruption scandal. In July 2016 a new military coup attempt took place, but that was quickly put out by the government and President Tayyip Erdoğan returned to power.

The country implemented a number of pro-democratic reforms and is a member of NATO since February 18th of 1952. After much deliberation, the European Parliament came to a consensus to begin negotiations with the country in October 2005. However, the issue of Turkey's accession into the EU is highly controversial. For one, some member states consider that Turkey's accession into the EU is inappropriate since 97 percent of its territory lies in Asia.

¹⁸⁸ http://ec.europa.eu/enlargement/countries/detailed-country-information/montenegro/index_en.htm

There is speculation that the long delay in membership negotiations is due to the fact that the majority of Turkey's population is primarily Muslim and most Europeans do not want a Muslim state added to the predominantly Christian Europe. Another major problem that delays the state's EU accession is the issue of the reunification of Cyprus. However, after the formation of a pro-European government in the Turkish part of Cyprus, there is a hope that the unification of the country as a part of the EU may become a reality soon. Then there is the ongoing issue with the Kurd minority in Turkey and the ongoing allegations of human rights violations against Kurds perpetrated by the Turkish government. The final and most current issue that prevents Turkey's membership in the EU is the crackdown on suspected political rivals following the 2016 coup attempt against President Tayyip Erdoğan. Currently, there is an outgoing purge within Turkish civil society and military personnel in response to the latest military coup that has been strongly condemned by the international community, so the EP called for a halt to Turkey's EU membership application in 2016.

Pro-Russian political parties

There is no substantial popular support for Pro-Russian political parties in Turkey, so for the purpose of the analysis this element is coded as 0.

Muslim and Roma minorities

In Turkey according to the PEW Research Center data¹⁸⁹, the Muslim population totaled around 74,660,000 that is 98.6 percent of the total population by 2010. By the time of the country's official application into the EU in 1987, the country's Muslim population was 98.6 percent, which is larger than the average EU Muslim population of 2.18 percent in the EU up to that point, so it is coded as 1 for the purpose of the analysis. There is an estimated 2,750,000

¹⁸⁹ <http://www.pewforum.org/2011/01/27/table-muslim-population-by-country/>

Roma residing in Turkey as of 2010 according to the European Commission data¹⁹⁰. By the time of the country's official application into the EU in 1987, the Roma population in the country made up 3.75 percent of the total population, which exceeded the average EU Roma population of 2.18 percent up to that point, so it is coded as 1 for the purpose of the analysis.

Conflict

Turkey has been involved in a few conflicts on its territory since 1952. The most notable ones according to the COW¹⁹¹ data are the Turko-Cypriot War in 1974, the First Turkish Kurds War of (1984-1986) and the Second Turkish Kurds War of (1991-1999).

The Turkish occupation of Cyprus started on July 20th, 1974, when Turkish armed forces landed in northern Cyprus. This occurred five days after the coup organized by the military regime in Greece was carried out by the Cypriot army. In this coup the Cypriot President Archbishop Makarios III of Cyprus was removed from power and replaced by Nikos Sampson. The goal of the coup was to annex Cyprus to Greece and to announce the Greek Republic of Cyprus. Turkey invaded the island in July when the Turkish army occupied 3 percent of the territory and again in August 1974 when the army occupied 40 percent of the territory. Hundreds of thousands Greek Cypriots become refugees and there were many civilian deaths. The ceasefire line known as the Green Line separated the two communities on the island in 1974 and allowed the resettlement of the remaining Turkish Cypriots to the Turkish side. On February 13th, 1975, in response to widespread condemnation by the international community (Resolution 367 of the Security Council of the United Nations), Turkey declared the occupied Cypriot territory a Turkish Federal State. This new state was condemned by the UN and is currently only recognized by Turkey. The UN Security Council challenged the legitimacy of the actions of

¹⁹⁰ http://europa.eu/rapid/press-release_MEMO-14-249_en.htm

¹⁹¹ <http://www.correlatesofwar.org/data-sets/COW-war/cow-war-list>

Turkey because as a result of the invasion of Turkey the sovereignty and territorial integrity of Cyprus was compromised, which resulted in separatism within Cyprus and the establishment of a separate political entity in the north. The conflict continues to affect Turkey's relations with Cyprus, Greece, and the European Union since after a referendum on the island, only the southern portion of Cyprus joined the EU.

Kurds are the largest minority in Turkey that comprises around one fifth of the population of the country. The Turkish government has long attempted to hide the Kurds' existence on its territory, even to the extent of officially banning the word "Kurd" and the Kurdish language in Turkey. Multiple massacres and various other human rights abuses against the Kurdish population on Turkish territory have been inflicted by the Turkish government since the 1980s. These actions were condemned by the European Court of Human Rights and the international community at large. The Kurds responded in a variety of ways ranging from peaceful protest, to attacks on soft targets and army bases, to open armed conflict. During the First Turkish Kurds War (1984-1986) and the Second Turkish Kurds War (1991-1999), many Kurds were killed or expelled from their settlements and their villages were destroyed. In other cases, food embargos were imposed on the villages and the villagers were imprisoned, tortured, expelled or killed. In the beginning of the confrontation, the Kurds demanded a separate Kurdish state and later demanded self-determination, but none of these demands have ever been addressed by the Turkish government. In the mean-time, political parties representing the interests of Kurds are banned in Turkey, and the Kurdistan Workers' Party (PKK) is considered a terrorist organization by the Turkish government. After a brief ceasefire from 2013 to 2015, the conflict between PKK and the Turkish government was renewed because of the alleged role of Turkey in the war in Syria.

Due to these conflicts that occurred during EU's existence according to COW's data¹⁹² for the purpose of the analysis this element is coded as 1.

Boolean analysis of Turkey

(0111) → (0111) → (0111) → (0111) → (0111) → (0111) → (0111) → (0111) →
 (0111) → (0111) → (0111) → (0111) → (0111) → (0111) → (0111) → (0111) →
 (0111) → (0111) → (0111) → (0111) → (0111) → (0111) → (0111) → (0111) →
 (0111) → (0111) → (0111) → (0111) → (0111) → (0111) → (0111) → (0111) →
 (0111) → (0111)

11.6 Boolean analysis of Pending members

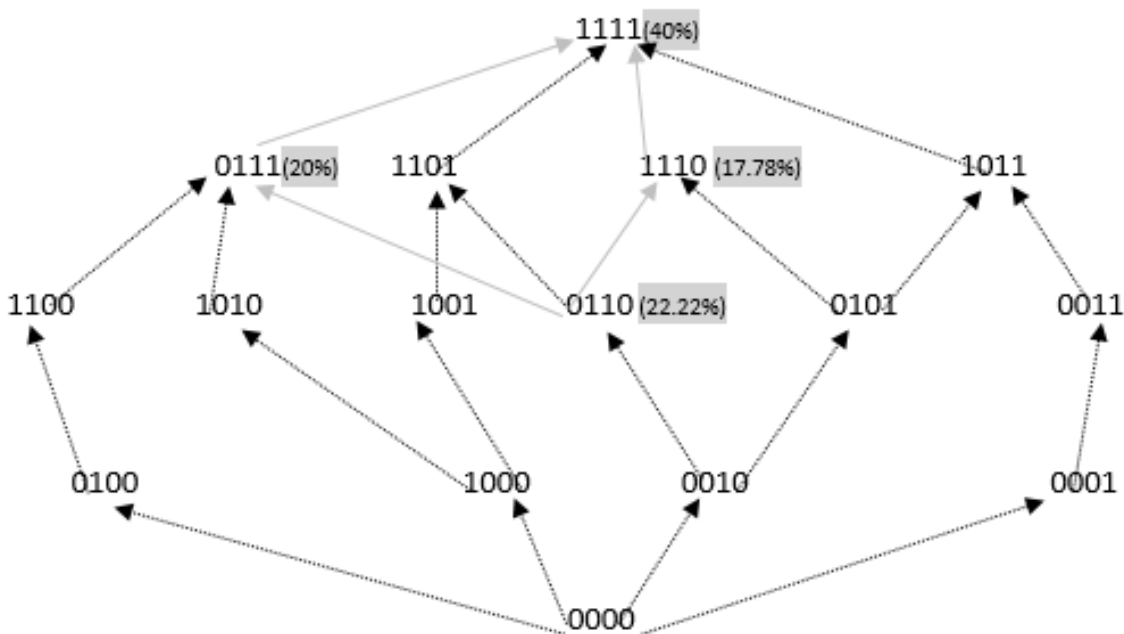


Figure 11.6.1 Compilation of factors that impede EU accession speed in Pending

Figure 11.6.1 above is a compilation of the additional factors that affect EU accession speed for all 5 states still pending accession into the EU. Unlike in previous accession waves, the

¹⁹² <http://www.correlatesofwar.org/data-sets/COW-war/cow-war-list>

5 Pending member states have various timeframe of application wait time, so the percentage of the total is calculated by first establishing that the respective applicant's weight in the structure is equal. Thus, each state is given a total of 20 percent and the respective coding within each applicant is a weighted average, so each separate coding within a state represents its respective proportion of the factors that impede EU accession within the 20 percent. In the case of accession the Pending members, 100 percent of the applicants have Muslim and Roma minorities that exceeded the EU average at the time they submit their EU accession application. The presence of conflict in the Pending members is present in 60 percent of the observations and support for pro-Russian parties at 57.78 percent overall. The grid is limited to four branches in the second and third rows and the highest concentration nodules are found on the fourth row at 40 percent. Thus, the Pending members display a significant number of observations that have all four of the factors that impede EU accession speed. Overall, the wave is rather coherent, but displays a high concentration of factors that impede EU accession speed, which provides a valuable explanation for H6. Ultimately, this means that the EU membership of Albania, Macedonia, Montenegro, Turkey, and Serbia is still uncertain despite the fact that their pro-democratic and economic performance exceeds other successful applicants in the past due to the fact that they brought over factors that impede accession speed.

Next, I will compare Waves 2, 3, 4, 5, 6, and Pending members for presence of additional factors that impeded EU accession.

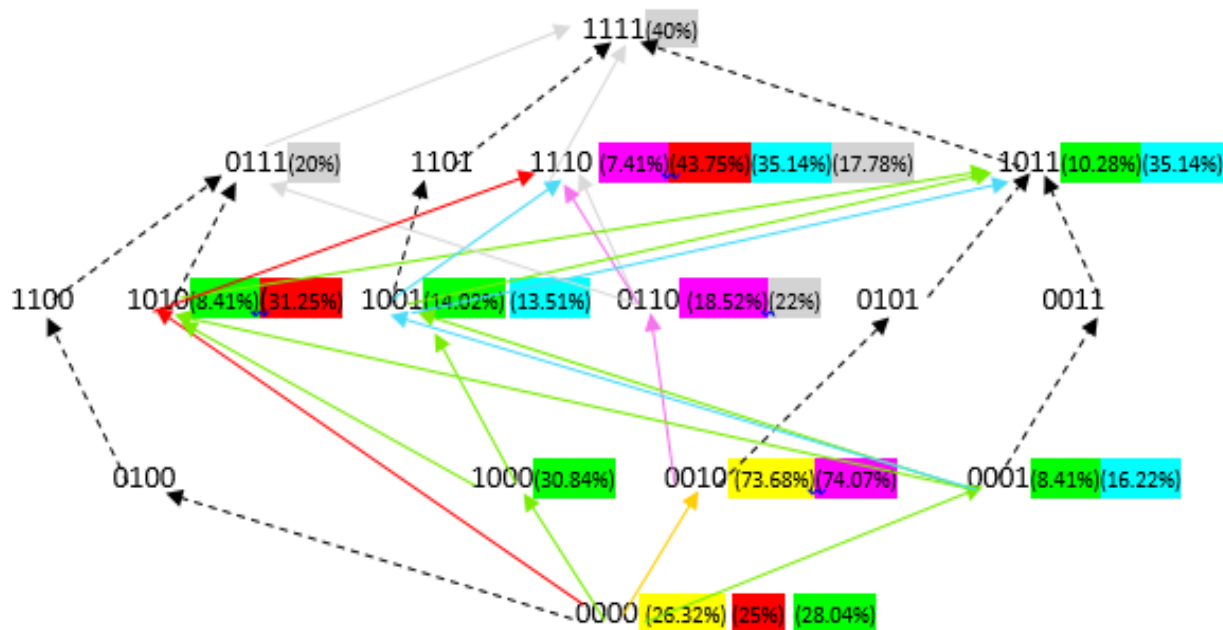


Figure 11.6.2 Comparison of factors that impede EU accession speeded in Wave 2, Wave 3, Wave 4, Wave 5, Wave 6, and Pending

In Figure 11.6.2 above, I examine the structures of additional factors that impede EU accession speed for Waves 2, 3, 4, 5, 6, and Pending members again by comparing the waves' coherence. At a glance, it is obvious that the states accessed in Wave 2 had a lot in common and were overall very coherent as far as displaying a minimal number of factors that impede EU accession speed in only one branch. The states accessed in Wave 3 also had a lot in common, but were overall a little less coherent, since they displayed two instead of one branch with higher concentration towards the bottom rows. The states accessed in Wave 4 also had a lot in common, but were overall a little less coherent than the preceding ones, since they displayed two instead of one branch with higher concentration towards the top rows. The states accessed in Wave 5 are very incoherent in the variety of factors that they bring, since they displayed eight branches with higher concentration towards the first and second rows. Never-the-less, a prominent feature in Wave 5 is the presence of pro-Russian parties, which is present in roughly two-thirds of the

cases. The states accessed in Wave 6 also had some common characteristic, namely the pro-Russian parties and conflict and were overall more coherent than Wave 5, since they displayed only three branches (instead of eight branches in Wave 5) with higher concentration towards the top rows. The Pending members also had some common characteristic, namely the Muslim and Roma minorities at a lot higher rates than any other wave so far at 100 percent and the second highest rate of conflict at 60 percent. The highest conflict rate so far can be found in Wave 6 at 64.9 percent. Also the Pending member states display overall more coherent characteristics than Wave 5, since they displayed only four branches (instead of eight branches in Wave 5) with higher concentration towards the top rows. Overall, most of the states (besides the states accessed in Wave 5) had Roma populations that exceeded the Roma population in the EU at the time of their accession. The comparison of the structures shows that Wave 5 still produced the most complicated structure of factors that impede EU accession and thus it appears that the states accessed in Wave 5 were very diverse in their distribution of indicators other than the underlying significant presence of pro-Russian parties at 63.55 percent. Figure 11.6.2 above indicates a progressive increase in factors that impede EU accession, since the structures starting with Wave 2, 3, 4, 5, 6 and ending with Pending members become gradually more top-heavy. This progressive increase in factors between waves is a more accurate explanation of the waves' sequential placement in time than the states' pro-democratic performance during their application period, which lends support for H6. This is indicative that speed of accession into the EU of the Pending members would be slower than previous accession waves despite of Albania, Macedonia, Montenegro, Turkey, and Serbia's positive pro-democratic and economic performance during their application process due to the fact that they will bring in factors that impede accession speed. Had there been no additional consideration outside of the pro-

democratic developments of the states, then the application duration for the later waves, such as the Pending members, should be proportionate to their political and economic development and thus should have been accessed as fast as Wave 3 (see Figure 11.6.3 below).

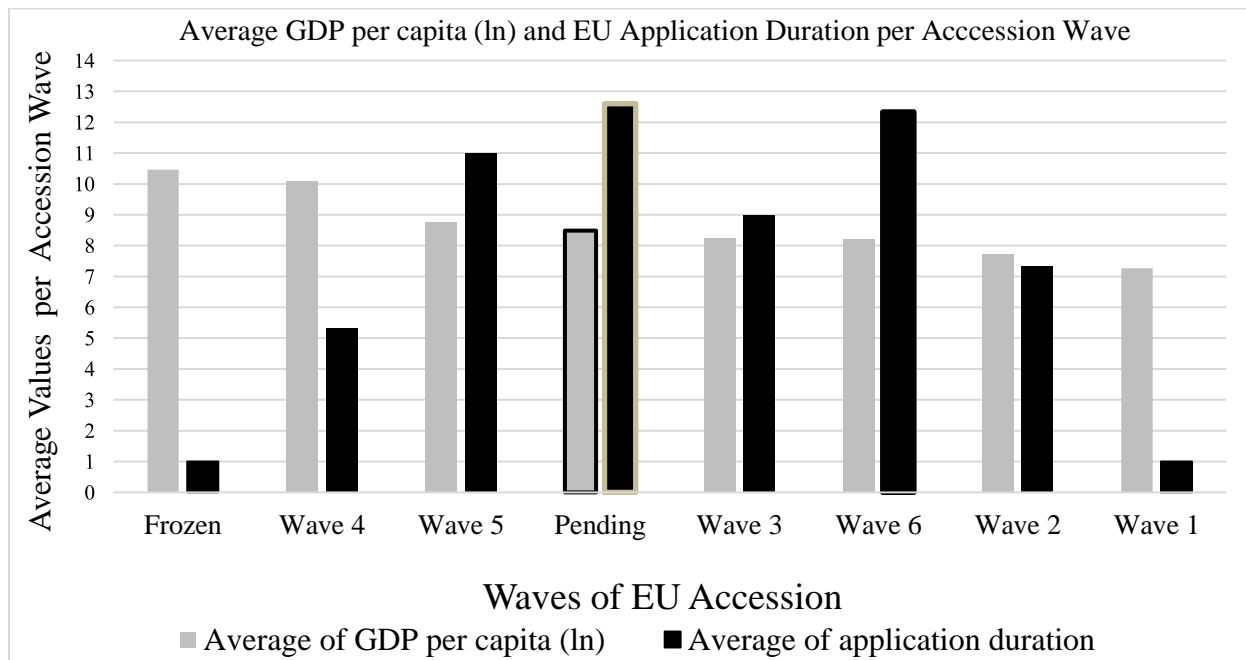


Figure 11.6.3 Compilation of pro-democratic development and application duration by wave compared to Pending members

12 DURATIONAL MODEL OF PROXIMITY TO RUSSIA

Based on the preceding analysis it appears that a major factor that shaped the accession timeframe of Eastern Europe was the disproportionate political influence of Russia in the region. In this chapter I will present the durational analysis of states' proximity to Russia, since I believe that statistically significant relationship between accession duration and distance to Russia is a testament of the importance of Russian political influence. The questions examined here are: Can proximity to Russia, a country with significant natural resources, but widely perceived as unstable democracy at best, affect the speed of accession of new members into the EU? Does proximity to Russia matters to the EU?

12.1 Hypotheses Concerning the Motivation for Accession into the EU

From the preceding analysis, performance of the economy, democratic values, and proximity to Russia can be expected to influence the motivations of established member states to approve accession of new members into the EU. Consequently, I suggest that geographical proximity to Russia increases the timeframe of accession, while party competition (since it is generally expected to indicate the democratic mechanism of elections) and economic health decrease the timeframe of accession into the EU in the following hypotheses:

Proximity to Russia (H₇): *The likelihood of an applicant accession into the EU decreases over time the closer a state is to Russia.*

Economic Health (H₈): *The likelihood of an applicant accession into the EU increases over time for wealthier states.*

Party competition (H_9): *The likelihood of an applicant accession into the EU increases over time for states with higher party competition.*

12.2 An Event History Analysis Model (EHA) of Proximity to Russia

Previous studies in the field utilize various analytical methods, ranging from game theory to case studies that rarely account for time in the accession period. In this part of my analysis, I utilize the event history model because it allows to measure how much time has elapsed before an event occurs. This event is often referred to as “failure” or a “hazard”, and in this particular case the “failure” is accession into the EU. The goal is to model the hazard rate as a function of the baseline hazard ($CENSOR_0$) during the application period ($APPLICATION_{i,t}$) while accounting for distance from Russia, economic health, and an indicator of democracy. The hazard rate $APPLICATION_{i,t}$ is the probability that country i is accessed into the EU during the application process t . $CENSOR$ variable indicates whether a country was accessed into the EU at the end of the application period, so if $CENSOR$ is set to “1” the country was accessed and if $CENSOR$ is equal to “0”, it was not.

12.2.1 Data

I utilize a complete longitudinal datasets of wealth and democracy indicators that are available for the period of 1952 through 2014 for all European applicants respectively from the Polity IV and World Bank datasets. Included in the dataset are all approved, current, and denied applicants – a total of 37 countries available on the EU legislation website. The first year in the dataset is 1952 when six members formed the EU. Since the process of EU accession is still ongoing, I limited the observations until the most recent available year, 2014, for the longest application time of 26 years for Turkey. These data are recorded in a traditional format with each

row in the dataset denoting the unique values for the 3 independent variables, noting that the variables for wealth and party competition are time-varying covariates.

Distance from Russia $_{i,t}$ measures the geographical proximity to Russia of country i when it was accepted in the EU during the application process t . The distance is measured in miles from Moscow to the capital of each of the member states, since I presume that capitals are the primary influence in economic and political values. GDP Per Capita $_{i,t}$ indicates the economic health of the country i in current US dollars when it was accepted into the EU during the application process t . GDP per capita and distance from Russia values were converted to their logarithm equivalents. Party Competition $_{i,t}$ represents the party competition in country i when it was accepted into the EU during the application process t .

12.2.2 Analysis of the Model of Accession into the EU

The first step in analyzing the accession into the EU is to define the hazard rate. The hazard rate is the probability that a country will be accessed into the EU at time t during the process of EU application, so the hazard rate is the unobserved rate at which accession occurs. If accession has not occurred by cut-off time the data was collected (in this case 2014), that observation is ‘censored’, so the censoring variable indicates whether or not a process is still ongoing. If the country is not accessed by the end of the active application period indicated by the variable CENSOR, then its corresponding value in the time series of CENSOR for the country is set at 0. If accessed, the corresponding value in the time series of the country is set at 1. The time series for the variable of APPLICATION $_{i,t}$ for the six founding members of the EU (Italy, Belgium, Germany, France, Luxembourg, and the Netherlands) is fixed at 1 in 1952. APPLICATION $_{i,t}$ for each of the time series for the remaining countries varies from 1 to 26 (26

being the longest application period), indicating the number of years a country was an active applicant in the process.

Table 12.1 Impact on Contextual Factors on Time until Accession into the EU – Weibull Model

Independent Variables	Hazard Ratios	p-values	Standard Errors
Distance from Russia i,t	0.377	0.017	0.154
GDP Per Capita i,t	0.227	0.000	0.081
Party Competition i,t	3.763	0.006	1.813
Observations	37		
Probability $> \chi^2$	0.000		
Log-likelihood χ^2	31.81		
ρ	1.949		

Note: All significance tests are one-tailed because directionality of relationship

After extensive model testing, I narrow down the relationships of interest and present in Table 12.1 above. The failure rates (ρ) increase over time, so a Weibull model is appropriate. The pertinent hazard ratios generated by the Weibull analysis are recorded in Table 12.1, column 1. According to the results, H_7 cannot be supported because a country further from Russia is 62.32 percent less likely to be accessed into the EU over time. Therefore, close proximity of a country to Russia in fact increases the likelihood of accession into the EU during the application process. Figure 12.2.1 below shows that the predicted hazard curve is raising more steeply over time among countries that are closer to Russia.

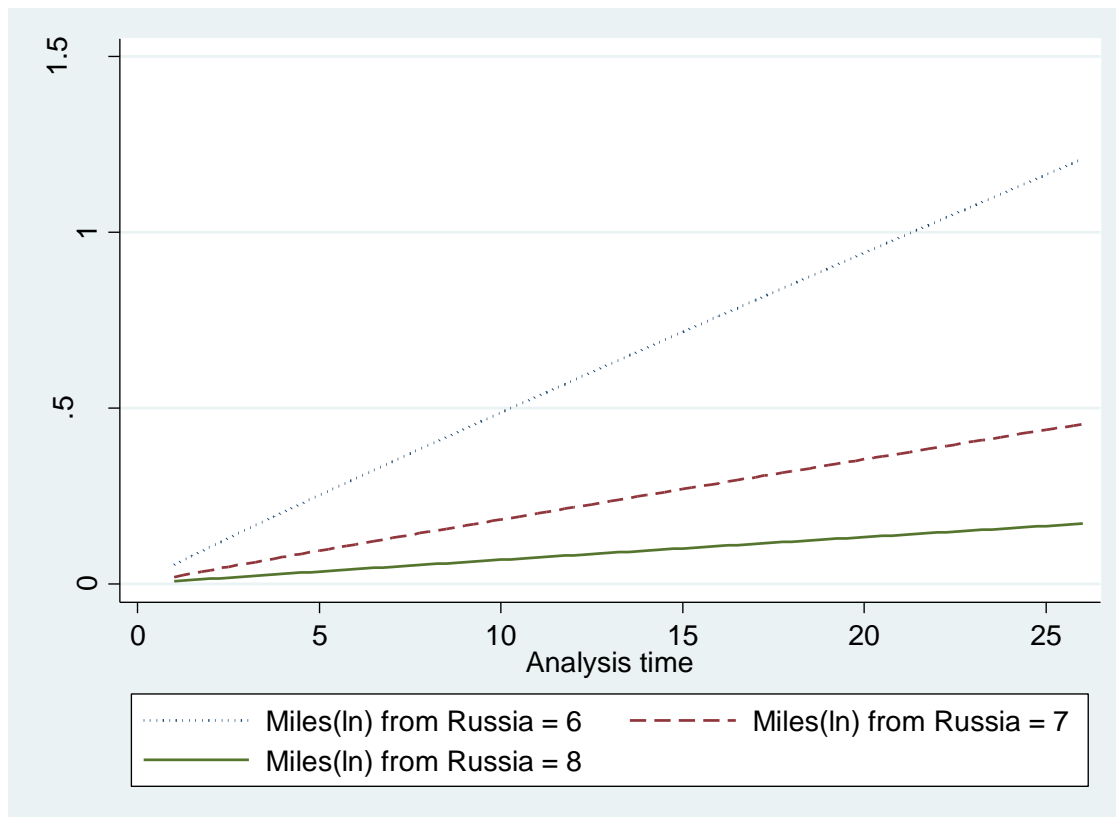


Figure 12.2.1 Hazard Function for Proximity to Russia in logarithm (miles)

A wealthy (GDP Per Capita $_{i,t}$) applicant is 77.3 percent less likely to be accessed into the EU over time, so H_8 cannot be supported. This result indicates that economic health in fact decreases the likelihood of accession into the EU during the application process. Figure 12.2.2 below confirms that the predicted hazard curve is rising more steeply among countries with lower GDP Per Capita over time.

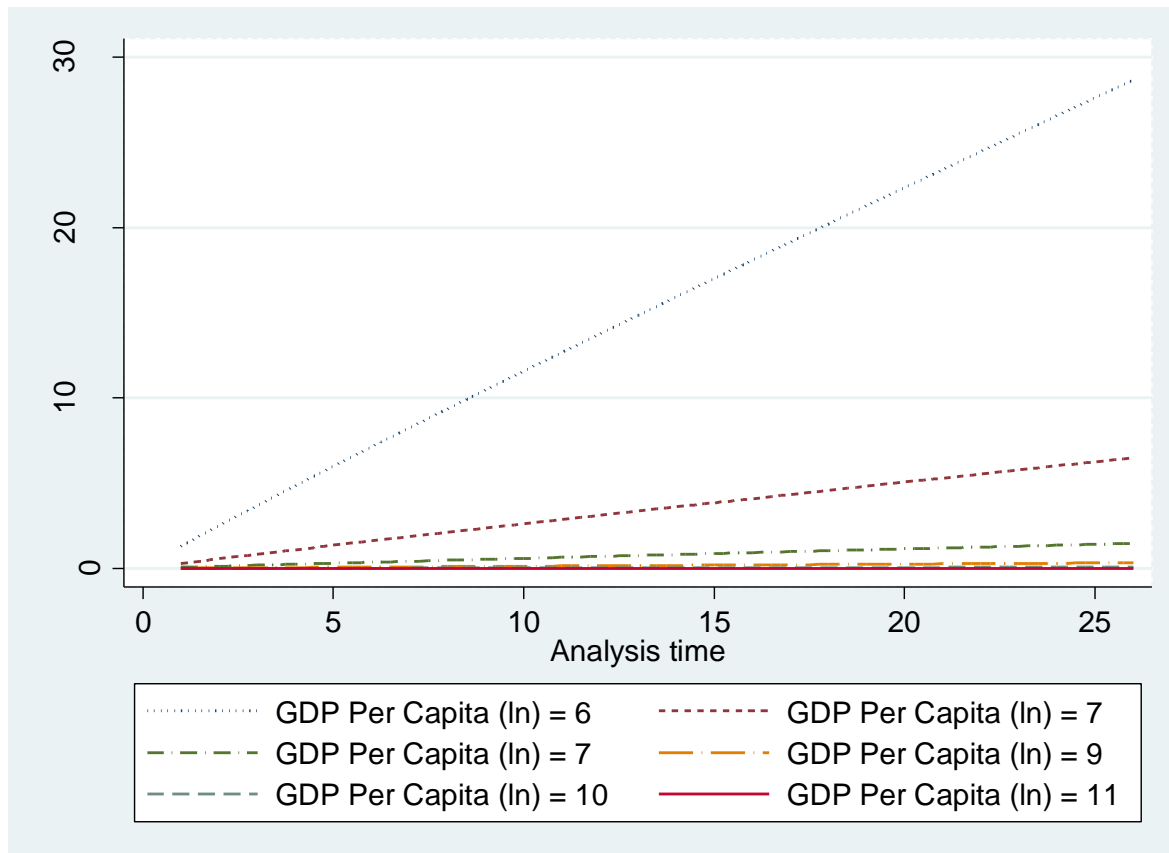


Figure 12.2.2 Hazard Function for GDP Per Capita in logarithm

And finally, a country with high party competition (Party Competition_{i,t}) quadruples its chances to be accessed into the EU over time, so H_9 receives significant support. Figure 12.2.3 below confirms that the predicted hazard curve is rising steadily among countries with higher Party Competition over time, which indicates that countries that are more democratic are more likely to be accessed into the EU over time.

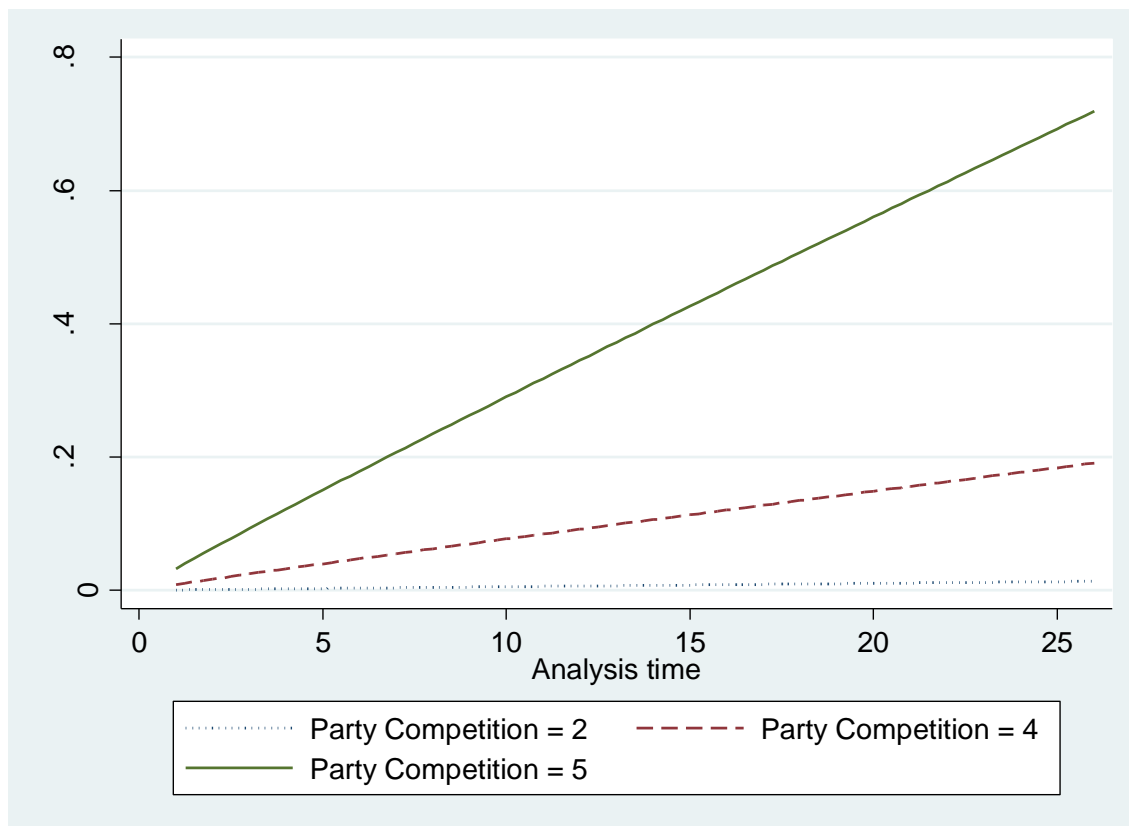


Figure 12.2.3 Hazard Function for Party Competition

Overall, although the relationship between distance from Moscow and accession time is in direction opposite than I expected, still these results are evidence of the strategic importance and geopolitical interests of established member states towards Russia, so proximity to Russia is important to the EU. In addition, these findings partially confirm the conventional wisdom that pro-democratic attitudes in candidates determine the EU application timeframe, since the pro-democracy connection appears to hold only for party competition. The inverse relationship with wealth may be proof of unwillingness of wealthier states to expand East because they are hesitant and can realistically expect negative impact on their economies following the accession of the poorer Eastern European members. This sentiment is largely echoed in the less-dominant strains in the literature outlined in previous paragraphs that links unwillingness of established

member states to progress without amending the rules of accession to protect their interests. Indeed, some of the most advanced economies in Europe demonstrated exactly that by suspending or terminating their applications – Norway declined accession through a national referendum in 1992, Switzerland application was frozen in 1992 due to negative public opinion, and Iceland’s application has been frozen since 2009 due to a pending referendum for resuming of negotiations with EU.

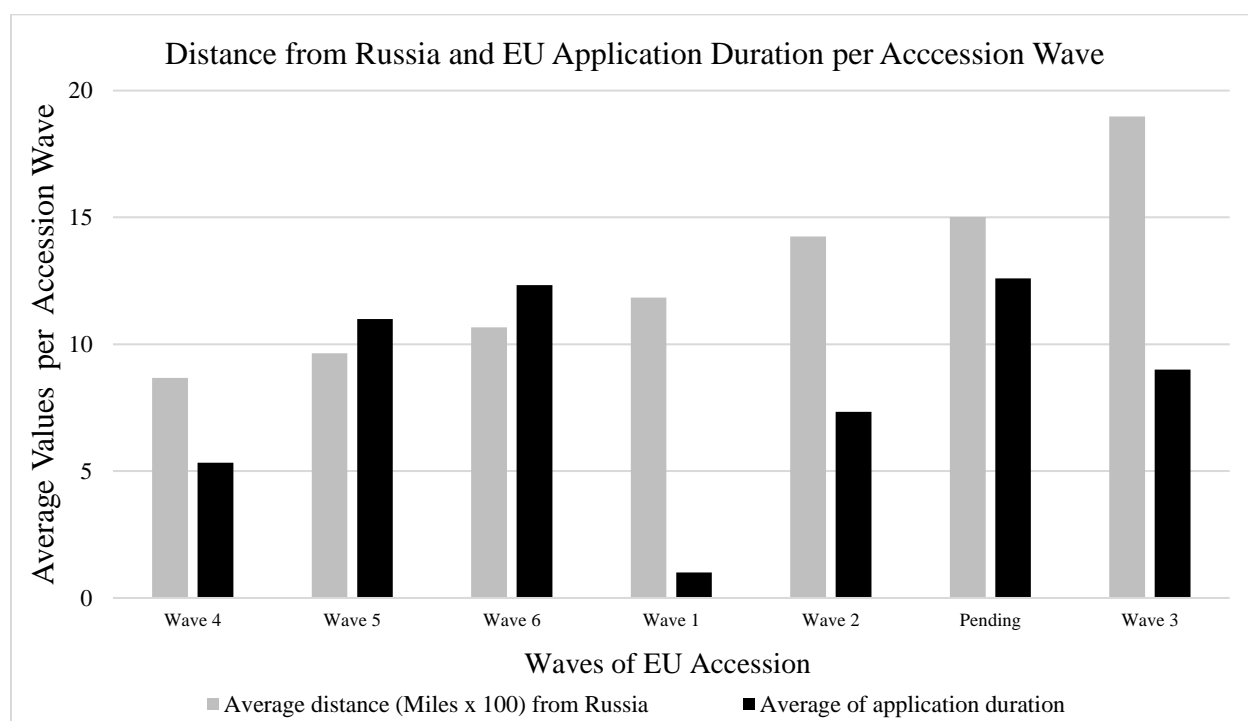


Figure 12.2.4 Distance from Moscow and EU Application Duration

In relation to the overall purpose of this project, undoubtedly, the positive relationship between accession time and proximity to Moscow in part is also a testament of Moscow’s geographical closeness to Europe itself. Furthermore, as mentioned before, proximity to Russia, a major gas exporter and a questionable democracy at best, is of strategic importance to the West. Nevertheless, once the accession time-frame is examined in relation to proximity to

Moscow by wave (Figure 12.2.4 above), something rather unusual becomes apparent.

Geographically the former Soviet Satellites from Eastern Europe (Waves 5 and Wave 6) are very close to Moscow. However, it is evident that their proximity does not correspond to faster accession time-frame for the waves they were a part of. This is an undeniable confirmation that the accession of selected waves, such as Waves 5 and 6, was slowed down for reasons that are specific to their geographical location. After all, Eastern Europe's is adjacent to other regions in Central and Southern Europe that were accessed rather seamlessly. Thus, the duration model analysis lends support to the idea that the timeframe of accession of Eastern Europe is negatively affected by additional factors. In the case of Eastern Europe's geographical location, proximity to Russia is also related to its lingering political influence in the region that slows down and even threatens the region's European integration. Furthermore, the region's unique ethnic makeup as well as the increased incidence of conflict are also factors that were identified as factors of concern for established member states who approve the accession applications. Therefore, these factors slow down the accession time-frame and, ultimately, are perceived as problematic by the established EU member states.

13 CONCLUSIONS

The preceding analysis of EU accession of new member states provides credible evidence that supports the idea that earlier accession waves were accessed relatively faster, often at lower economic and democratic development. I contend that this is due to the fact that these states brought in fewer additional factors that slow down EU accession, namely pro-Russian parties with wide public support and political clout, Muslim and Roma minorities in the applicant member states that exceed the average levels in the EU prior to the states' accession, and armed conflict within the region involving the state during EU's existence. My findings support this claim and contradict the conventional wisdom according to which we should see a reverse relationship between GDP (current US dollars) and Polity average per wave and accession speed. In other words, the higher the GDP (current US dollars) and Polity averages for the entire application period per wave, the faster the accession. Instead, what I observed is that longer accession time of the later Waves 5, Wave 6, and Pending applicants are not proportionate to their pro-democratic development, while earlier accession waves are accessed at lower pro-democratic levels with a much shorter timeframe. The Boolean analysis of the waves indicates that each subsequent wave gradually shows more and more of the factors that slow down EU accession as the structures progressively become more top heavy, while the characters of the states in each wave remain relatively coherent. Exception is Wave 5 that displayed a wide range of combinations of factors that impede accession speed. The underlying characteristic of Wave 5, however, is strong support for pro-Russian parties, so it appears that the states in Wave 5 were lumped together at accession primarily based on the fact that they showed strong political affiliation with Russia. Overall, the gradual increase in factors in the waves is a more accurate predictor of the waves' application length than the states' pro-democratic performance during

their application period, a notion supported by some of the literature discussed in earlier chapters. The most telling reason as to why these factors were important to established member states can be demonstrated by comparing Waves 3 and 5. Both waves came out of dictatorial regimes with significant structural and political issues. Nevertheless, the states accessed in Wave 3 show very consistent characteristics with less additional factors that do not indicate pro-Russian support or conflict with neighboring countries, while Wave 5 shows significant support for pro-Russian parties and presence of conflict. However, Wave 5 displays higher pro-democratic development and significantly longer accession time than Wave 3. Similar dynamics can be seen when comparing Waves 6 and 2, where the two waves show only marginal difference in pro-democratic development, but the accession times of the two waves is disproportionately short for Wave 2 and very long for Wave 6. However, Wave 6 shows 83.79 percent support for pro-Russian parties, while Wave 2 shows none. Based on these observations, I believe that the underlying concerns of established member states when accessing Eastern Europe is Russia's increased political influence and presence in the region. Although armed conflict is increasingly present in Waves 5, 6, and Pending, based on the preceding analysis it always appears to be related to conflict of interest between the West on one side and Russia on the other. Thus, armed conflict in Eastern Europe and the Balkans is related in one way or another to Russia's involvement in the region, so I believe it is a function of Russia's increased political influence and presence in the region. The increased presence of Muslim and Roma minorities in the Balkans also slows down accession speed but only marginally, since these also exist in established member states, although in smaller concentration. In a sense, the EU policy of expansion East appears to overlap with NATO's presence and expansion in the region that is motivated by the established states' goal to moderate and push Russian influence out of Eastern

Europe. A testament to that is, as mentioned in the beginning, the fact that the requirements for NATO and EU membership are virtually the same, with the exception of that European territory is not a prerequisite for a NATO membership.

Overall, the preceding literature analysis suggests that the EU is expanding offers to Eastern Europe to join because established member states want to speed up and protect the Western-oriented democratic development of the poorer Eastern bloc, resolve conflict within the region, curb migration from and through Eastern Europe, and win the economic and political fight with Russia for influence over Eastern Europe. The preceding literature analysis confirmed that even though democratization alone is a strong motive for EU expansion towards Eastern Europe, this is not possible without effective institutions. From the preceding analysis, it appears that EU institutions at this time cannot successfully affect the quality of democracy in Eastern Europe because they lack real power. Therefore, they are not entirely sufficient on their own to maintain a democratic sub-continent, which in turn cannot support the expansion of the EU to the East. In addition to these structural limitations, according to the literature, although a consistent normative framework is structurally embedded into the EU, it does not manifest in even Europeanization of new member states and it is not the standard for behavior across the EU. The EU has set itself up as a model for governance guided by binding European norms, but although procedurally productive, the EU does not have coherent policies. This inconsistency undermines the normative foundation of the organization because it gives incentives to members to implement legislation they do not intend to enforce. These tendencies cast a shadow over claims that the EU is guided by concepts such as “the rule of law” and “equality” and give credence to doubts that political decisions in the organization can be arbitrary or self-serving and cater to political interests of powerful established member states. That can explain why the time-table of

accession of some European states was accelerated, while it is limited or delayed for others with similar political, economic, and cultural background. Ultimately, EU expansion East is guided in part by the economic and in part by political interests of key actors, such as established member states and not mass driven because if mass opinion was taken into account, the process of integration would have stopped short of accessing the Balkans, a region still perceived as not-European-enough in the Western psyche.

Finally, the preceding literature review also links shorter accession timeframes to increase in democratic and economic values. Ultimately, although in this analysis I could not fully support the suggested directionality of this relationship, this insight is very useful because it identifies some of the major forces that drive EU integration. In broad terms, better economic and democratic performance can speed up new member accession if the state is perceived as a potential new market and political ally. Conversely, a poor economic or democratic performance can be a viable reason for delay or refusal of the application if the state is expected to drag down developed market economies or support undemocratic attitudes or institutions. While both scenarios are very well supported by the literature, I maintain that this conventional perception underplays EU's advantage of geo-political proximity to Russia. The reason for that is because EU leadership promotes expansion towards Eastern Europe, regardless of the lack of popular support for it in many established member states and the overall slower speed of economic development in Eastern Europe. Furthermore, current political events in Ukraine have clarified EU's resolution to promote pro-democratic values and moderate Russian involvement in the region. All of these developments indicate that the EU has tangible incentives that motivate the expansion eastwards in the Balkans, closer to Russia, regardless of the various normative, economic, and structural obstacles.

In all of this, the rise of right wing ideology in Europe has been very helpful to re-establishing Russia's influence in Eastern Europe. The right-wing phenomenon in Eastern Europe is occurring at a time when the EU is experiencing simultaneous political and economic crises, which puts the EU in a rather unfavorable and vulnerable position. All can be interpreted as the fruit of Russia's new geopolitical strategy to re-establish itself as a world superpower in the Putin era, since Putin's political ambitions involve a distinctive path to modernization backed by powerful natural resources that impact the world's energy market. All of these have also strongly impacted Russian political life, strengthening Putin's political position during a time of negative impact of the global financial crisis and sanctions from the West. However, it is Russia's distinctive new approach to politics that includes Euroscepticism and post-communist neo-conservatism that attracted the attention of many anti-establishment parties within Western Europe. In Western Europe, the right wing parties who openly express their dislike of multiculturalism and liberal ideals have found a new unexpected ally in the face of Russia. Now that parties such as the ENF, the anti-EU EFDD and the far-left GUE-NGL have enough of political presence within European Parliament, their influence will only grow with the support and funding from the EP that they are entitled to. However, in Eastern European countries who share close historical and cultural ties with Russia, the right wing leaning political elites are even more receptive and openly sympathetic to Russia, since they enjoy even wider popular support that far predates right-wing support for Russia in Western Europe. Not surprisingly, during the analysis of the pro-Russian parties in Eastern Europe, the repetitive theme was how sensitive the issue of NATO and EU membership is in the region, as support for NATO and EU membership is used repeatedly in power struggles between political opponents and can make or break a political career. It also appears that parties who currently tend to win on the polls in Eastern

Europe and in the Balkans in particular are on some level friendly to Moscow, but the same is not true to such a strong extent in Western Europe. This lends further support to the idea I expressed earlier, that the EU policy of expansion East appears to overlap with NATO's presence and expansion in the region that is motivated by established states goal to moderate and push Russian influence out of Eastern Europe.

Ultimately, the inability of Europe to promote a consistent and clear process of EU emancipation for the economically and structurally weaker Eastern European and Balkan societies radically limits the chances of Russia to find its post-socialist identity and success in the way of modern liberal democratic development and necessitates the help from NATO. Not surprisingly as of late, there has been an open power showdown between NATO and Russia in Eastern Europe. The timing for this could not be any more telling of the ongoing tensions between Russia and NATO in the region. Thus, EU's expansion East emerges as a more strategic approach of established member states that aims to push out Russian influence out of the region where EU policies failed. Because of the reluctance to form an effective and decisive policy toward Moscow, in part due to political calculations of established member states, Europe is moving towards inevitable long-term political instability within the EU and slow, painful, and uneven EU expansion East at best. This instability will perpetuate chronic economic and security dilemmas on the continent and on the Balkans and can sabotage EU's self-envisioned image of a unified and powerful European community.

REFERENCES

- Atanasov, Georgi. The Curse of the Bulgarian Transition to Democracy: 1969-2014 (Проклятието на Прехода: 1969-2014). *Izdatelstvo Enthusiast*, 2014.
- Baran, Z., 2007. EU energy security: time to end Russian leverage. *Washington Quarterly*, 30(4), pp.131-144.
- Barnett, Michael N., and Martha Finnemore. The politics, power, and pathologies of international organizations. *International organization* 53, no. 4 (1999): 699-732.
- Beine, Michel, Frédéric Docquier, and Hillel Rapoport. Brain drain and economic growth: theory and evidence. *Journal of development economics* 64, no. 1 (2001): 275-289.
- Betts, Alexander. "Survival migration: A new protection framework." *Global Governance: A Review of Multilateralism and International Organizations* 16, no. 3 (2010): 361-382.
- Bevan, Ruth A. The European Union: Does it Make a difference?. *The Challenges of European Governance in the Age of Economic Stagnation, Immigration, and Refugees*. Lexington Books, 2016.
- Baumgartner, Frank R., and Bryan D. Jones. Agenda dynamics and policy subsystems. *The Journal of Politics* 53, no. 04 (1991): 1044-1074.
- Chayes, Abram, Antonia Handler Chayes, and Ronald B. Mitchell. "Managing compliance: a comparative perspective." *Engaging countries: Strengthening compliance with international environmental accords* (1998): 39-62.
- Checkel, Jeffrey T. Why comply? Social learning and European identity change. *International organization* 55, no. 03 (2001): 553-588.
- Christin, Thomas. Economic and Political Basis of Attitudes towards the EU in Central and East European Countries in the 1990s. *European Union Politics* 6, no. 1 (2005): 29-57.

- Cichowski, Rachel A. Western dreams, Eastern realities support for the European Union in Central and Eastern Europe. *Comparative Political Studies* 33, no. 10 (2000): 1243-1278.
- Cini, Michelle, and Nieves Borragan. *European Union politics*. Oxford University Press, 2013.
- Commander, Simon, Mari Kangasniemi, and L. Alan Winters. *The brain drain: curse or boon? A survey of the literature. In Challenges to Globalization: Analyzing the Economics*, pp. 235-278. University of Chicago Press, 2004.
- Connolly, Richard. "The determinants of the economic crisis in post-socialist Europe." *Europe-Asia Studies* 64, no. 1 (2012): 35-67.
- De Witte, Bruno. Anticipating the institutional consequences of expanded membership of the European Union. *International Political Science Review* 23, no. 3 (2002): 235-248.
- Delsoldato, Giorgia. Eastward enlargement by the European Union and transnational parties. *International Political Science Review* 23, no. 3 (2002): 269-289.
- Duffield, John. "What Are International Institutions? 1." *International Studies Review* 9, no. 1 (2007): 1-22.
- Easton, David. 1965. *A Framework for Political Analysis*. Englewood Cliffs: Prentice-Hall.
- Faini, Riccardo. Remittances and the Brain Drain: Do more skilled migrants remit more? *The World Bank Economic Review* 21, no. 2 (2007): 177-191.
- Fearon, James, and Alexander Wendt. Rationalism v. constructivism: a skeptical view. *Handbook of international relations* 1 (2002): 52-72.
- Finnemore, Martha, and Kathryn Sikkink. International norm dynamics and political change. *International organization* 52.04 (1998): 887-917.
- Fish, M. Steven. *Democracy derailed in Russia: The failure of open politics*. Cambridge University Press, 2005.

- Flament, C., 1976. *Analyse Boole'enne de questionnaire*, Mouton, Paris.
- Franck, Bernard, and Robert F. Owen. *International Human Capital Formation, Brain Drain and Brain Gain*. (2008)
- Fredman, Sandra. *Discrimination and human rights: the case of racism*. Vol. 11. Oxford University Press, 2001.
- Gardner, Roy. EU Enlargement Model: Problems and Callenges. *The Challenges of European Governance in the Age of Economic Stagnation, Immigration, and Refugees*. Lexington Books, 2016.
- Gibler, Douglas M., and Jamil A. Sewell. "External threat and democracy: the role of NATO revisited." *Journal of Peace Research* 43, no. 4 (2006): 413-431.
- Gibler, Douglas M., and Scott Wolford. Alliances, then democracy an examination of the relationship between regime type and alliance formation. *Journal of Conflict Resolution* 50, no. 1 (2006): 129-153.
- Gray, Julia. *The Company States Keep*. Cambridge University Press, 2013
- Haas, Ernst B. "International integration: the European and the universal process." *International Organization* 15, no. 03 (1961): 366-392.
- Haddad, Yvonne Yazbeck, ed. *Muslims in the West: From sojourners to citizens*. Oxford University Press, 2002.
- Haque, Nadeem U., and Se-Jik Kim. "Human capital flight": Impact of Migration on income and growth. *IMF Staff Papers* 42, no. 3 (1995): 577-607.
- Hellman, Joel. Winners Take All: The Politics of Partial Reform in Postcommunist Transitions. *World Politics* 50:2 (1998): 203-34.

- Hix, Simon. Dimensions and alignments in European Union politics: Cognitive constraints and partisan responses. *European Journal of Political Research* 35, no. 1 (1999): 69-106.
- Huntington, Samuel P. *The Clash of Civilizations and the Remaking of World Order* (New York: Simon and Schuster, 1996), 70.
- James G. March and Johan P. Olsen, "The Logic of Appropriateness", pp. 689–708 in Michael Moran, Martin Rein, and Robert E. Goodin (eds.) *The Oxford Handbook of Public Policy*. Oxford: Oxford University Press, 2006.
- Janning, Josef. A German Europe-a European Germany? On the debate over Germany's foreign policy. *International Affairs* (Royal Institute of International Affairs 1944-) (1996): 33-41.
- Kattel, Rainer, and Ringa Raudla. "The Baltic Republics and the crisis of 2008–2011." *Europe-Asia Studies* 65, no. 3 (2013): 426-449.
- Keck, Margaret E., and Kathryn Sikkink. Transnational advocacy networks in international and regional politics. *International Social Science Journal* 51, no. 159 (1999): 89-101.
- Keohane, Robert O. *After hegemony: Cooperation and discord in the world political economy*. Princeton University Press, 1984.
- Keohane, Robert O. and Nye, S.J., 1981. Realism and Complex Interdependence. *Perspectives on World Politics*, London, pp.120-131.
- Keohane, Robert O., and Lisa L. Martin. "The promise of institutionalist theory." *International Security* 20.1 (1995): 39-51.
- Keohane, Robert O., and Lisa L. Martin. The promise of institutionalist theory. *International Security* 20.1 (1995): 39-51.

- Ker-Lindsay, James. The policies of Greece and Cyprus towards Turkey's EU accession. *Turkish studies* 8, no. 1 (2007): 71-83.
- Koremenos, Barbara, Charles Lipson, and Duncan Snidal. "The rational design of international institutions." *International organization* 55, no. 04 (2001): 761-799.
- Kratochwil, Friedrich, and John Gerard Ruggie. "International Organization: A State of the Art on an Art of the State." *International organization* 40.04 (1986): 753-775.
- Kuštepelj, Yešim. Income inequality, growth, and the enlargement of the European Union. *Emerging Markets Finance and Trade* 42, no. 6 (2006): 77-88.
- Kuus, Merje. "Europe's eastern expansion and the re-inscription of otherness in East-Central Europe." *Progress in Human Geography* 28, no. 4 (2004): 472-489.
- Kacarska, Simonida. *Europeanisation through mobility: visa liberalization and citizenship regimes in the Western Balkans*. (2012).
- Laible, Janet. *Separatism and sovereignty in the new Europe: party politics and the meanings of statehood in a supranational context*. Springer, 2008.
- Levitsky, Steven, and Lucan A. Way. *Competitive authoritarianism: Hybrid regimes after the Cold War*. Cambridge University Press, 2010.
- Light, Margot. "Keynote Article: Russia and the EU: Strategic Partners or Strategic Rivals?." *JCMS: Journal of Common Market Studies* 46, no. s1 (2008): 7-27.
- Lundborg, Per. *Growth effects of the brain drain*. In *Labor Mobility and the World Economy*, pp. 331-345. Springer Berlin Heidelberg, 2006.
- Martin, Lisa L. "Interests, power, and multilateralism." *International Organization* 46, no. 04 (1992): 765-792.
- McGarry, Aidan. "The dilemma of the European Union's Roma policy." *Critical Social Policy*

- 32, no. 1 (2012): 126-136.
- Mearsheimer, John J. The false promise of international institutions. *International security* (1994): 5-49.
- Mitrany, David. "The functional approach to world organization." *International Affairs (Royal Institute of International Affairs 1944-)* 24, no. 3 (1948): 350-363.
- Miyagiwa, Kaz. Scale economies in education and the brain drain problem. *International Economic Review* (1991): 743-759.
- Moravcsik, Andrew. "Taking preferences seriously: A liberal theory of international politics." *International organization* 51, no. 4 (1997): 513-553.
- Morgenthau, Hans. *Politics among nations: the struggle for power and peace*. New York, Knopf, 1948
- Morlino, Leonardo. *Changes for democracy. Actors, structures, processes*. Oxford University Press, 2011.
- Moumoutzis, Kyriakos. Still fashionable yet useless? Addressing problems with research on the Europeanization of foreign policy. *JCMS: Journal of Common Market Studies* 49, no. 3 (2011): 607-629.
- Mountford, Andrew. Can a brain drain be good for growth in the source economy?. *Journal of Development Economics* 53, no. 2 (1997): 287-303.
- Myant, Martin, Jan Drahekoupil, and Ivan Lesay. "The political economy of crisis management in East-Central European Countries." *Europe-Asia Studies* 65, no. 3 (2013): 383-410.
- Nello, Susan Senior. Preparing for Enlargement in the European Union: The tensions between economic and political integration. *International Political Science Review* 23, no. 3 (2002): 291-317.

- Nissen, Sylke. Who Wants Enlargement of the EU? Support for Enlargement among Elites and Citizens in the European Union. *Sociologický Časopis/Czech Sociological Review* (2003): 757-772.
- Noutcheva G, Bechev D. The successful laggards: Bulgaria and Romania's accession to the EU. *East European politics & societies*. 2008 Feb 1; 22(1):114-44.
- Nye, Joseph S. "Patterns and catalysts in regional integration." *International Organization* 19, no. 04 (1965): 870-884.
- Peng, Baochun. Rent-seeking activities and the 'brain gain' effects of Migration. *Canadian Journal of Economics/Revue canadienne d'économie* 42, no. 4 (2009): 1561-1577.
- Phillips, Sarah D. "Implications of EU accession for disability rights legislation and housing in Bulgaria, Romania, Croatia, and the Former Yugoslav Republic of Macedonia." *Journal of Disability Policy Studies* 23, no. 1 (2012): 26-38.
- Pierson, Paul. The Path to European Integration A Historical Institutional Analysis. *Comparative political studies* 29, no. 2 (1996): 123-163.
- Plümper, Thomas, and Christina J. Schneider. Discriminatory European Union membership and the redistribution of enlargement gains. *Journal of Conflict Resolution* 51, no. 4 (2007): 568-587.
- Plümper, Thomas, Christina J. Schneider, and Vera E. Troeger. The politics of EU eastern enlargement: Evidence from a Heckman selection model. *British Journal of Political Science* 36, no. 1 (2006): 17.
- Pollack, Mark A. The new institutionalism and EC governance: the promise and limits of institutional analysis. *Governance* 9, no. 4 (1996): 429-458.
- Prodromou, Elizabeth H. "Paradigms, power, and identity: Rediscovering Orthodoxy and

- regionalizing Europe." *European Journal of Political Research* 30, no. 2 (1996): 125-154.
- Popescu, Liliana. Europeanization of Romanian Foreign Policy. *Romanian Journal of European Affairs* 10, no. 4 (2010).
- Quraishi, Muzammil. *Muslims and crime: A comparative study*. Ashgate Publishing, Ltd., 2005.
- Radu, Michael. "The burden of eastern Orthodoxy." *Orbis* 42, no. 2 (1998): 283-300.
- Rae, Gavin. "Avoiding the Economic Crisis: Pragmatic Liberalism and Divisions over Economic Policy in Poland." *Europe-Asia Studies* 65, no. 3 (2013): 411-425.
- Relex, D. G. European Instrument for Democracy and Human Rights (EIDHR), Strategy Paper 2007–2010. DG RELEX/B/1 JVK 70618, http://ec.europa.eu/europeaid/where/worldwide/eidhr/documents/eidhr_strategy_paper_2007-2010_en.pdf, 2006.
- Riker, William H. European federalism: The lessons of past experience. *Federalizing Europe* (1996): 9-24.
- Riker, William H. *The art of political manipulation*. Vol. 587. Yale University Press, 1986.
- Robinson, A. D., and R. Acemoglu. *Why nations fail*. The Origins of Power (2012).
- Rohrschneider, Robert, and Stephen Whitefield. "Political Parties, Public Opinion and European Integration in Post-Communist Countries The State of the Art." *European Union Politics* 7, no. 1 (2006): 141-160.
- Romero, Gabriel. Skilled Migration: When Should a Government Restrict Migration of Skilled Workers? *Instituto Valenciano de Investigaciones Económicas*, 2007.
- Ross, Michael L. Does oil hinder democracy?. *World politics* 53, no. 03 (2001): 325-361.

- Sadeh, Tal, Erik Jones, and Amy Verdun. Legitimacy and efficiency: Revitalizing EMU ahead of enlargement. *Review of International Political Economy* 14, no. 5 (2007): 739-745.
- Schimmelfennig, Frank. The community trap: Liberal norms, rhetorical action, and the Eastern enlargement of the European Union. *International organization* 55, no. 1 (2001): 47-80.
- Schneider, Christina J. Enlargement processes and distributional conflicts: The politics of discriminatory membership in the European Union. *Public Choice* 132, no. 1-2 (2007): 85-102.
- Stark, Oded, and Yong Wang. Inducing human capital formation: Migration as a substitute for subsidies. *Journal of Public Economics* 86, no. 1 (2002): 29-46.
- Stark, Oded, Christian Helmenstein, and Alexia Prskawetz. "Human capital depletion, human capital formation, and Migration: a blessing or a "curse"?" *Economics Letters* 60, no. 3 (1998): 363-367
- Stark, Oded, Christian Helmenstein, and Alexia Prskawetz. A brain gain with a brain drain. *Economics letters* 55, no. 2 (1997): 227-234.
- Subotic, Jelena. Europe is a State of Mind: Identity and Europeanization in the Balkans. *International Studies Quarterly* 55, no. 2 (2011): 309-330.
- Swimelar, Safia. The Making of Minority Rights Norms in the Context of EU Enlargement: The Czech Republic and the Roma. *The International Journal of Human Rights* 12, no. 4 (2008): 505-527.
- Todorova, Mariia Nikolaeva. *Imagining the Balkans*. Oxford University Press, 1997.
- Tsachevsky, Venelin. *The Balkans. End of conflicts (Балканите. Краят на конфликтите)*. East-West, 2008.

- Tucker, Joshua A., Alexander C. Pacek, and Adam J. Berinsky. Transitional winners and losers: attitudes toward EU membership in post-communist countries. *American Journal of Political Science* 46, no. 3 (2002): 557-571.
- Uvalic, Milica. Regional cooperation and the enlargement of the European Union: Lessons Learned? *International Political Science Review* 23, no. 3 (2002): 319-333.
- Van Ham, Peter. "The rise of the brand state." *Foreign Affairs-New York* 80, no. 5 (2001): 2-6.
- Van Houtum, Henk, and Roos Pijpers. "The European Union as a Gated Community: The Two-faced Border and Immigration Regime of the EU." *Antipode* 39, no. 2 (2007): 291-309
- Velev, Grigor. *The Bulgarian National Cause 1762-2012 (Българската национална кауза: 1762-2012)*. Vol. 2. IK Znanie, 2013.
- Vidal, Jean-Pierre. The effect of emigration on human capital formation. *Journal of Population Economics* 11, no. 4 (1998): 589-600.
- Walt, Stephen M. "Alliance Formation and the Balance of World Power." *International Security*, Vol. 9, No. 4 (Spring, 1985), 3-43
- Waltz, Kenneth. *Theory of international politics*. Addison-Wesley Publishing Co., 1979
- Weber, Max. *The Protestant ethic and the "spirit" of capitalism and other writings*. Penguin, 2002.
- Weiner, Elaine. Dirigism and Déjà Vu Logic The Gender Politics and Perils of EU Enlargement. *European Journal of Women's Studies* 16, no. 3 (2009): 211-228.
- Wendt, Alexander. *Social theory of international politics*. Cambridge University Press, 1999.
- Wolff, Larry. *Inventing Eastern Europe: the map of civilization on the mind of the enlightenment*. Stanford University Press, 1994.

Wong, Kar-yiu, and Chong Kee Yip. Education, economic growth, and brain drain. *Journal of Economic Dynamics and Control* 23, no. 5 (1999): 699-726.

Young, Oran R. "International regimes: Problems of concept formation." *World Politics* 32, no. 03 (1980):331-356.

APPENDIX

Duration Analysis Dependent Variable

Application Period (APPLICATION). Variable is calculated as the number of years the state has had an active application into the EU.

Duration Analysis Indicators Used To Measure Independent Variables

Accession into the EU (CENSOR). CENSOR variable indicates whether the country *i* was accessed into the EU at the end of the application period *t*, so if CENSOR is equal to 1 the country was accessed and if CENSOR is equal to zero, it was not. Accession for each applicant is recorded by creating a dummy variable for acceptance into the E.U from data obtained from the E.U. Legislation web page

http://europa.eu/legislation_summaries/enlargement/2004_and_2007_enlar

[Gement/index_en.htm](http://europa.eu/legislation_summaries/enlargement/2004_and_2007_enlargement/index_en.htm)

Economic Health (GDP_PERCAPITA). Data for GDP per capita (current US\$) is collected from <http://data.worldbank.org/indicator/NY.GDP.PCAP.CD/countries?display=default> for all potential, accepted, and declined applicants. The raw values are then converted to the logarithm values.

Party Competition (PARCOMP). Variable is recorded on an ordinal scale and measures the extent to which alternatives to political leadership and policy is available in a given country, so “Not Applicable” = 0, “Repressed” = 1, “Suppressed” = 2, “Factional” = 3, “Transitional” = 4, and “Competitive” = 5. Note that the gradation in numbering corresponds to the gradation in party competition from very none at the lowest end to competitive at the highest end of the number-scale. Data on party competition characteristic of all countries in the European Union is recorded from the Polity IV website - <http://www.systemicpeace.org/inscrdata.html>.

Distance from Russia. Variable measures the geographical proximity to Russia of applicants. The distance is measured in miles from Moscow to the capital of each of the member states from Google maps. The raw values are then converted to the logarithm values.

Countries. Albania, Austria, Belgium, Bulgaria, Croatia, Cyprus, Czech Republic, Denmark, Estonia, Finland, France, Germany, Greece, Hungary, Iceland, Ireland, Italy, Latvia, Lithuania, Luxembourg, Macedonia, Malta, Montenegro, Morocco, Netherlands, Norway, Poland, Portugal, Romania, Serbia, Slovakia, Slovenia, Spain, Sweden, Switzerland, Turkey, United Kingdom