


_____ :

:

| | | |
|--|--|--|
| | | |
| | | |
| | | |
| | | |
| | | |
| | | |
| | | |
| | | |

2013/2012 :

بِسْمِ اللَّهِ الرَّحْمَنِ
الرَّحِيمِ



" " " "

.

" " " "

.

" "

.

" "

.

" "

.

" "

.

" "

.

.

:

:

:

:

:

:

:

:

:

:

:

:

:

:

:

:

:

:

:

:

:

:

:

:

:

:

:

:

:

المقدمة

" "

()

(1989)

)

()

(

.(

)

()

()

()

()

...
()

:

.

":

"

1989

.

()

":


"

:

:

.

الإطار المنهجي للدراسة



.....

:

:

(1989)

(*)

()

...

:

_)*(

.....

.⁽¹⁾2006 %83

(**)

.

" " " "

" " " "

" "

: " :

" :

) " " " "

.(...

:

:

2007 14 _____ ; - (1)

[2007 -] 600 .24: - (**)

300

" :

133 83

.46: 164 _____ :

()

_____ : - ()

(2)

: «

%39.2

(235

»:

)

(202)

:

%49.7

.....

)

(

()

.()

()

(199)

.....

:

- -

(1989)

:_____:

- -

:_____ 1-2

(...)

.
 " (1) "
 (2)
 (3)

: () "
 () : "
 (*)

:
 2002 _____ (1)
 .93 13.11
 .5: 1986 : _ (2)
 20-19 : : _ (3)
 . _ (*)
 26.3 %55 2005
 "
 " 50
 : .134: : .2008 %
 :18 " "

.2008/04/26 : <http://www.arabmediastudies.net>

.....

: 2 2

." " " "

:

»:

(1)«

»:

(2)«

» :

(3)«

»:

.24: 2002 : (1)
 .78: 1405 58 — « » : (2)
 .72: 2003 (3)

.....

...

(1)«

.

:

.

.

:

.

.

(2)

(1)

.48 1992-1991

.79 78 :

(2)

.....

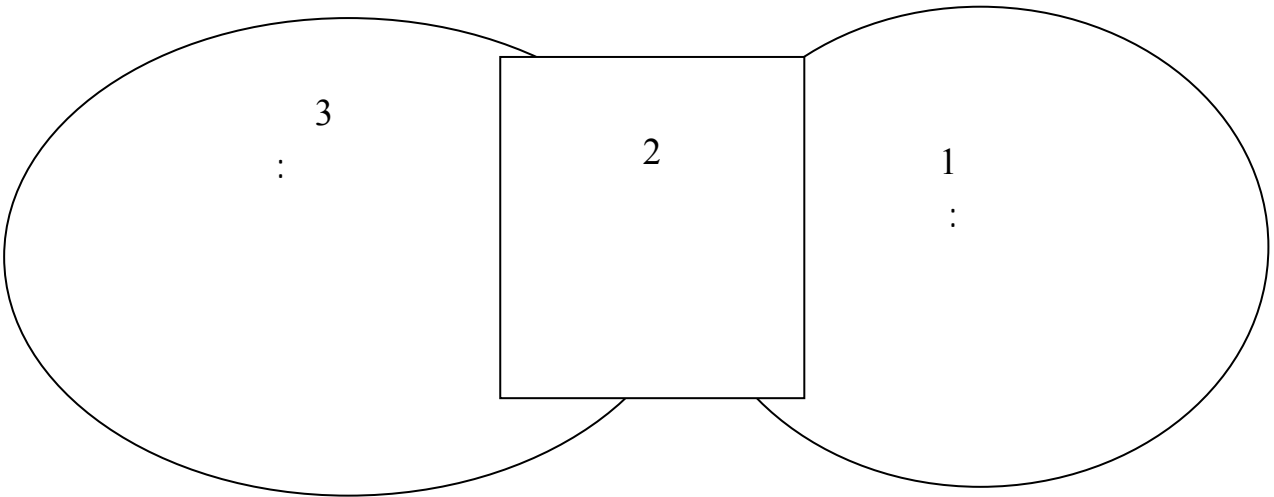
.

.

:

:

:



.71 :

.....

：“ ” 3-2

:

:

(1)

:

(

)

« » :

(24:)

(2)

» :

«

()

.

.956 2005
(2001 29 -27)

4

:

(1)

:

(2)

.146: 2002

”:

()

2

:

:

.395: 2000

.....

:

»:

(2)

(1)

(12)«

» :

()

(3)«

» :

(4)«

(Receiving)

:

(5)...

" " :

420: 2002 5

4

:

(1)

.1044

:

(2)

.101

— (3)

:

(4)

.337•338:

2003

3

1991 147 _____

:

(5)

.44:

.....

()

(1)

· : _____

»

(2)

:

» :

.«

.()

2004

_____ : (1)

.61 57 :

.243: 2005

4 : (2)

.....

() :
: ()

:
:
:
" " " "
() (1)" "

(2)

: 1995

.392

.70 : 2006

5

_____ : - (1)

: - (2)

.....

(Frankling Fearing)

(1)

()

)

(...)

.(

)

(2)

.(

)

(

(1948)

" :

(3) "

(4)

: _ (1)

.52: 2006•2005

.29 : 2000

2

: _ (2)

:

_ (3)

.396 : 1998

.396 : _ (4)

.....

:

:

-1

(1)

(1987) "

"

(2)

"

":

: 2009

:

_(1)

:= 258

Rubin Alan M. Uses and Gratifications : Ouasis Funditional Analysis in Dominick, J.R.Y
Flecher J.E Broadcasting research methods C.U.S.A Massachusettss, Allu P F Bacam Ins,
1985, p 203.

Lewis Donohew,Philip palgreen and J,D,Raybun II,Social 261 :
and psychological origin of Medha use,A

_(2)

.....

(1)

.
:

.

:

(2)

(3)

) :

()

()

()

()

:

-1

-2

-3

.240

- (1)

E.M.Griffin : 264-263 :

(2)

A First look at Communication Theory (New york:Mc GrawHill,Inc,1994)pp,121-130.

Ritualized and instrumental Television via Wing journal of : 259:

- (3)

Bradcasting and Eledronic" A, M Rubin,Media,Vol,34,No,1984,pp.67-77.

.....

()

:

.

2

Mc

(Agenda Setting Theory)

(Lippman)

1972

Combs and Shaw

.⁽¹⁾1922

(Frame)

(2)

:

(Exclusion)

(Silverstein)

:

-¹

.235 2009

.350 348 :

:

- (2)

.....

(1)

(1996) Reese Shoemaker (1984) Becker (1977) :

Murdok and Golding

(2)

(/)
/)

(

.252

- (1)

.295

- (2)

.....

_____:

: ()

()

»:
(1) « " " " " " »:

(1)

.1995 1994

.....

1990

1991 1990

1991

(12) :

(8)

(11)

() :

:(1)u

:

— (1)

.2003-2002

.....

:

2001

:

(12)

:

:

%40.74

%34.25

:

:

%18.5

:

(151)

(207)

(119)

(139)

.(90)

:

.....

(%19.88) .(%21.83) " (%23.94) (%54.22)

(%15.78) (%16.37)

(2001)

» :

:(*)«

:

- 1
- 2
- 3
- 4
- 5

.1984 (*)

.....

6

7

8

9

10

:

. %100

. %80

.....

.

.

.

.

.

.....

:_____

(hypothèse)

(Daniel

(Léon Festinger)

»

Katz)

.⁽¹⁾«

:

:

:

:

:

.90:

_____ (1)

.....

(1)

·
: (/)

: **1 6**

⁽²⁾20

.78,81,82 :

.7 : 1993

: - (1)
: - (2)

.....

(1)

.

: 2-6

(2)

:

(*) "

"

.

« »:

(3)

(**)

.290 286 : _ (1)

.221 -220 : _ (2)

)*(

4

: _ (3)

.69 :

: _)** (

.....

X

.

:

3-6

:

:

.

:

(1)

:

()

:

-

-

-

-

-

.268 258:

_(1)

: 4 6

:

(1)

(2)

:

(3)

)

()

.(

:

: (1)

. 187 : 2004

: - (2)

187:

. 187: - (3)

.....

() :

: - 1

:

(1)

(*)

() ()

:

: 1/1

.

: 2/1

.35 : _____ (1)

.....

...

...

.()

.

...

.

: 3/1

) ()

(

:(source)_____ 2

()

.

.

.....

:

:

()

.()

.

.

:

.

: 3

(1)

.

.

:(goals) - 4

.43-42 :

_ (1)

.....

: 1 4

)

(

:

"

"

: 2 4

(

)

(

)

)

.....

(...)
()

(

3 4

:

() :

:

:(Devise) -1

:

(1)

.134 :

_____ : - (1)

.....

: _____ -2

.

: _____ -3

(1)

.

:

.

.

.

.

(2)

.

: _____ :

.

()

.140 (1)

.140 : - (2)

(1)

(Validity)

:

(2)

:

(3)

:

:

:

:

:(la fidélité de l'analyse)

" (le codage)

(4)"

.261:

— (1)

.223:

— (2)

.63:

:

— (3)

.65:

— (4)

.....

:

:

(2010 2010)

: (Holsti)

$$CR = \frac{M_2}{N_1 + N_2}$$

CR
M₁
N₂ + N₁

:

$$CR = \frac{92 \times 2}{97 + 95}$$

92

:

97 :

$$CR = \frac{184}{192}$$

CR = 0.95

0.95

.....

: 5 6

:

(1)

.

:

-

:

:

(*)

.

.170 166:

— (1)

"

:

—)*(

)"

"

(2003/2002

(1993/1992

)

" :

(54-7 : 1997

31

) "

" :

:

"(2006) 1427

" :

" :

(<http://www.arabmediastudies.net>):

"

2007

.....

()

...

(El watan)
 (1)2006 %83
 1997
 (2)(1998) (1998) 1998 (Liberté
 (/)
)
 2010 (2010
 (*)

(El Moudjahid)
 : (Horizons)

2007 14 _____ : - (1)
 .24:
 2006 : - (2)
 .127:
 . 2007 - (*)

.....

(**)

:

...

)

(probability)

(Sample Random

sample) ⁽¹⁾(Purposive

2010

(2010) 1431

- statistique 2002.Voir: - Brahim Brahim: Le Droit à l'information à l'épreuve du - (**)
parti unique et de l'état d'urgence , Edition SAEC .Liberté , Alger, 2002.

: ⁽¹⁾

.99:

.....

()

...⁽¹⁾ " "

()

.(3 x16) :
2010 / 1431
)

.(

:
(...)

.(⁽²⁾

:(Berelson)

.18:

.62:

_____ : (1)

(2)

.....

« »

(1) « »

:

)
()

(

:

:-

(*)

(2)

.63 : (1)

.173 172 : - (2)

359 - (*)

602.407 : 145 2 2.398,69 :

1975

(2004/12/31)

:

. 2007 :

:

.....

30 %48 20 %45.5 (1) %55.5

(*)

(2)

(3)

.2007 : : _ (1)
_)*(

: : _ (2)
.392 : " "

(3)-Zahir Ihaddaden : La Presse écrite en Algérie, Imprimerie Ech-chorouk; Alger, 2002, p:124

.....

**

(1839)

(1)

602407)

(

(2)

)

(

(1)

" _____ - (**)

.(220)

% 65.99

2006

:

:

" :

.(150)"

.105: 2007

:

— (1)

.193:

— (2)

(1)

| | |
|--------------|--|
| () | |
| 4416 | |
| 4575 | |
| 6554 | |
| 3117 | |
| 3107 | |
| 21769 | |

(1)

(2)

$$\frac{\frac{(m-1)m^2d}{x^2}}{\left(\frac{1-(m-1)m^2d}{x^2}\right) \frac{1}{n} + 1} = \bar{n}$$

= :

.190: (1)

.444: (2)

.....

.2.58 %99 =
 =
 =
 .0.5
 =
 .0.08
 .260 = :

(260)

.(2)

(2)

| | | | |
|------------|------------|------------|--|
| | | | |
| | | | |
| 22 | 31 | 53 | |
| 29 | 26 | 55 | |
| 38 | 40 | 78 | |
| 18 | 19 | 37 | |
| 18 | 19 | 37 | |
| 125 | 135 | 260 | |

(2) (1)

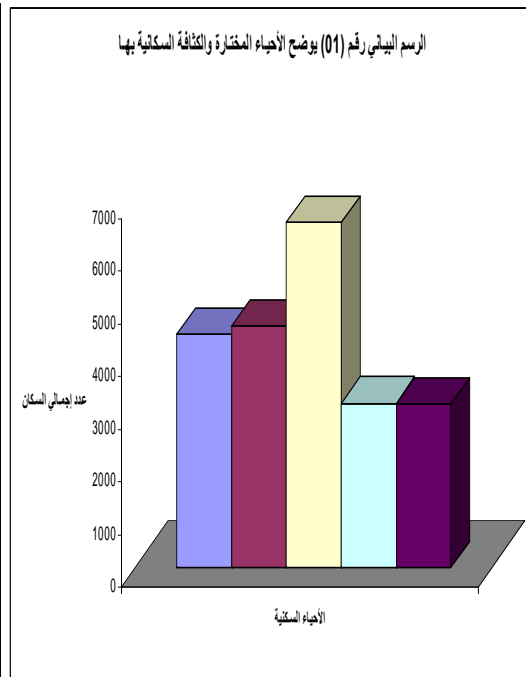
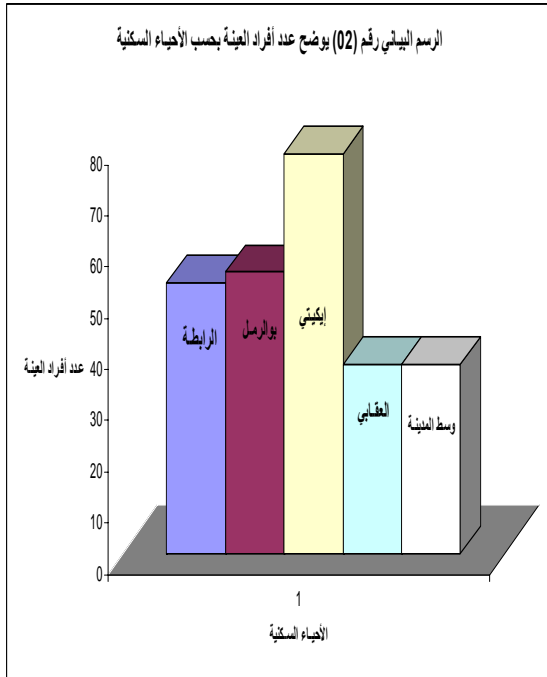
(55)

(78)

(53)

(2) (1)

(37)



: 6 6

.....

(%46) :
(%8) (%12) (%14) (%17)
(¹)(%3)
(%68)
(%32)

125 : (260) .⁽²⁾
135

(27)

. % 18.07

: .

.(03)

⁽¹⁾-Zahir Ihdeden:La Presse Ecrite en Algerie.Op.Cit,p:124.

3 : - ⁽²⁾

.534: 1986

(03)

| | | |
|-------|-----|--|
| % | | |
| 51.29 | 135 | |
| 48.08 | 125 | |
| 100 | 260 | |

% 51.92

.% 48.08

:

:

:

:

:

:

:

(04)

| | | |
|-------|-----|--|
| % | | |
| 46.92 | 122 | |
| 40 | 104 | |
| 10.77 | 28 | |
| 2.31 | 06 | |
| 100 | 260 | |

% 46.92

% 40

% 10.77

.% 2.31

(05)

| | | | | | |
|--------------|--------------|------------|--------------|------------|--|
| | | | | | |
| 46.92 | 49.6 | 62 | 44.44 | 60 | |
| 40 | 35.2 | 44 | 44.44 | 60 | |
| 10.77 | 12.8 | 16 | 8.89 | 12 | |
| 2.31 | 2.4 | 03 | 2.22 | 3 | |
| 100 | 48.08 | 125 | 51.92 | 135 | |

% 49.6

62

.....

% 8.89

% 44.44

%12.8

. % 2.4

%2.22

الفصل الأول

. : :

. :

. 1-1

. 2-1

. 3-1

. :

. 1-2

. 2- 2

. 3-2

:

. :

.

.

:

1-1

1830

⁽²⁾1830 ⁽¹⁾ (L'estafette de Sidi Ferruch)

:

(*)

" " (**)

.

.25 :

.43: 2000 5 _____ "

:

_____ : _ (1)

": _ (2)

_)*(

)

(32 29 :

.32 :

:

:

()**

:

)*(

1930

(1)

1894

(2)

(...)

(127-118) 2005

10

" :
" :
() :

_____ *

5

.90 : 2005

-1-

.24 : 1986

.26-25:

2006

2

1939

1847

(1)

(2)

1930

:

(1910)^{(**}((1959) (1913)^{)*}(" (1905)
⁽¹⁾(1932) (1913/03/18)
(1923/1/1))^{***} ()
15) (1946) ⁽²⁾(1938/5/23) (1926/12/24)
(1956

" " :
" " :
" " :
" " :
" " :
" " :

(3)

(4)

_____)*(

.57 :

_)**

1909 18 : 1908 (55:)

1955 1929

.48 : : 38: 2007

1939 1847)1910

.(41-40:

.38: : _ (1)

_)***

" " : :

.248·87·56: _ (2)

1931 1903 : _ (3)

.81: 1978 1

.270·267: 2006 3 : _ (4)

:

(1)

" " (6)
": " :
" " :

" " : (1923) " "

.(1931) (*)

" (1940/3/8)

"
(2)(1927)

(3)

":
(4)"

"

.67: 1
.91: 1

.81,60,57 :
.60 2

: _ (1)
_ (*)
_ (2)
_ (3)
: _ (4)
.52-51 : 2006

:

(1)"

(1938-1926)

": (1926/7/3)

:

...

(2)"

" "

(3)

(1931)

1925

(4)

:

| | | | | | |
|------|----------|------|-------|---|-------|
| | .94: | 1939 | 1847 | : | — (1) |
| .25: | 2003 | | | : | — (2) |
| | .(76-73) | 1939 | 1847 | : | — (3) |
| | | | .22 : | | (4) |

:

()

"

(1)"

4000

(2)

" :

(3)"

"

(1345)

⁽⁵⁾(1929)

(4)

" :

:

(1926/01/28)

(6)"

220:

:

— (1)

.184 :

— (2)

.3:

1925

12/

1344

25

1

— (3)

.88 :

— (4)

.183 :

— (5)

.89-88 :

— (6)

:)

:)*(

**

.
:

(1)

:

":

":

"

"

":

"

(1935)

(2)"

":

(1939)

1925

(***(

_)*(

1982

- **

.(267-265)

_(1)

.66:

_(2)

_()***

)

:

) (1933 1933)
(1934 8 1933) (1933 29 1933

⁽¹⁾(1956-1947) (1939-1935)

⁽²⁾

(%24,35)

(%31,6)

(%8,8)

(%35,75)

%5,69

:

1

(142:

).(62:)

.212.201.200.168.166.146.145:

: - (1)

- (2)

1939 1935

.120.118.117: 2002

:

2

3

4

5

(1)

:

(%13,44)

(%19,89)

(%39,78)

(%11,29)

(%15,59)

(2)

"

"

"

"

"

"

1956

(3)

1956 1947

2004 2003

.163.155.154 :

.163:

— (2)

-1954)

— (3)

.45 : 1985

(1962

:

" " " "

(1)

" " " : "

(2)

(La Défense)
1934

(3)

(4)

(1949/12/15) :

1951

.45 :

(1962 1954)

.129: 1985

39-38 :

: 1991

6
.342-341

| | |
|---|------|
| : | -(1) |
| : | -(2) |
| : | -(3) |
| : | -(4) |

:

(1950/7/6)

" : "

(1950/11/17)

...

":

(1)"

(*)

:

(1937/03/11)

)

(2)

(1949-1947) "

"

1948

":

(

1946

(1953-1951)

(3)

(1938)

(4)1939

1956 1900

: - 1)(

.163-152,158,162-151: 2006

(41-40 :)

- (*)

.229 228 :

- (2)

.45-44 :

(3)

.232-231 :

: - (4)

:

(1903)

(1)

(*)

" " ;

(2)" "

(3)

1939 1927

" : (1913)

.40 :

.97: 4 1985

.118-117 : 1982

.343 : 1963 2

_____ " " (*)

: ."

: (1)

: (2)

: (3)

:

(1)

" "

1923 1914

"

1915

(2)"

()

1905

50

8

1,3

1905

09

.

8,5

1907

27

" :

(3)"

.70: 4

— (1)

-6

"

":

- (2)

.54: 1992 7

.95

:

316:

:

— (3)

:

(1)

(2)

(Dupuche)

166

45

327

(3)

" : "

" :

%80

(4)»

(1919)

(*)

" :

(5)»

_____ .66 _ (1)

1999

: _ (2)

.68 67

.73 : _ (3)

.16 1988

: _ (4)

(1926/10/24)

_ (*)

:

142-135-116-94-93

.(282-201) :

.345 _ (5)

:

)

(

(1)

" :

(2)"

3:

1936

1355

.294

_(1)

1

:

_(2)

.296 :

:

: 2- 1

1982

11 (1962/9/19) 1962
(1963) ... (1963)

(1)

.(1990)

(2)

1988 1962

4

: - (1)
.97-95
.100-99 - (2)

:

(1)

"

(2) "

"

(3)

(1971)

(1966)

(1963)

⁽⁴⁾(1981)

(1980)

...

(5) "

" " " "

1962

: _ (1)

1988

1999

.122 _ (2)

1988 : _ (3)

.505 2000 2

2000 _ (4)

.265 :

: : (2000/07/17) _ (5)

1999 1963

.83 :

:

" " " "

" "

(1)

1971

(2)

(1971)

:

1987

1980

(1981/02/21)

(3)

(4)

.83 _ (1)

.507 _ (2)

.299-297-296 : _ (3)

Zahir Ihaddaden : : La Presse écrite en Algérie. Op.Cit,p211. - (4)

:

: -3-1

1988

23

1989

(1)

1990

(2)

(Le Soir D'Algerie)

(El Watan)

(1990)

(1990)

(1990)

(1990)

:

(1994-1993)

.101 : : _ (1)

_ (2)

:

.460 1990

04

14

07-90

:

⁽¹⁾El Forkan
(1996-1994)

El Islah ⁽²⁾
1991

(1990)

⁽³⁾

(...)

()

⁽⁴⁾

" "

" " "

:

.

()

.

⁽⁵⁾

: 2007

(2004-1962)

: ⁽¹⁾

.37-32-30

.50 2000 5 _____ "

" : ⁽²⁾

.44 ⁽³⁾

.82-81 : ⁽⁴⁾

: ⁽⁵⁾

.140 137 136 :

:
:

"

"

.

:

-

-

:

.

:

-

-

.

:

.

:

"

"

.

"

"

.

:

"

"

"

"

.....

.(1)

1

2

3

.(2)

:

(3)

| | |
|--------------------|-------|
| .147 145 143 142 : | — (1) |
| .148: | — (2) |
| .187 186 : | — (3) |

:
.....

" " " " :
.....

" "

.()

:

(1)

-

(2)

-

.83

:

_(1)

.37 :

_(2)

:

(*) -

(*) -

. -

... -

)

. (...

- (*)

:

:

- (*)

.()

:

2500

(1)

:

: :

1-2

%40

%30

%0,71
(1)

%20

%41

%70

%66

(2)

(3)

.48-47 : 2001

.163 : _ (2)

4 1994

: _ (3)

.296-295

:

(*)

(1)

(1960 24)

()

(2)

- -

" :

"

%37,34

%59,03

_ (*)

: :

:

.425 400 1993

.143 2000 2

:(1)

5

:(2)

(78- 76) : 1984

:

%6,02

(1)

.

":

"

":

"

(2)

-

-

(3)

.

.

:

-1

: _ (1)

.192 2007-2006

: _ (2)

.159-158

2

:

_ (3)

.397 2001

:

(1)

: -2

- -

: -3

(2)

" "

2000

2

: -¹

.197-196

: -²

.238 1991

:

kintch and

) ()

(1978 Van Digk)

.(

(prédicate)

(proposition)

(argument)

(*)

:

(Kintch and Van Digk)

.(1)

()

:(1990)

-2

Grans Backer

_ (*)

20 - 15

()

: :
.(36-34) : 2003

.50-49

_(1)

:

(1981 Cirilio)

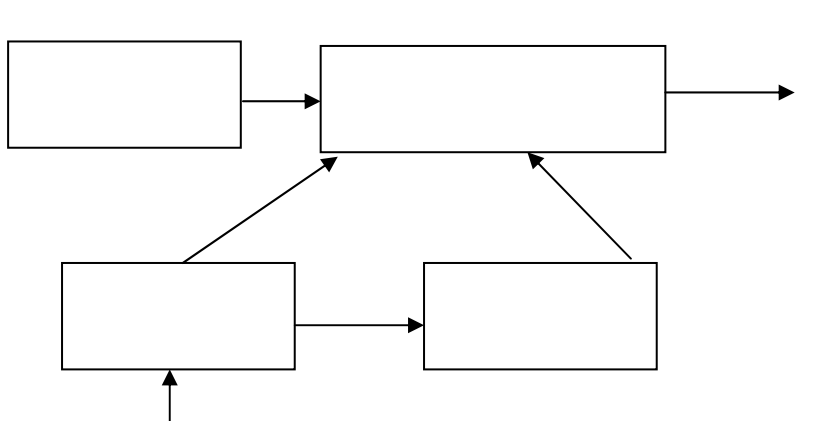
(Voss)

:Morton

-3

(Morton)

(1)



(52-50) : _ (1)

:

.....

:

-

-

(1)

:

-

-

-

-

:

•

•

•

•

.213-212

:

_ (1)

:

(1)

•

(Brown)

(Carr)

1990 (Evens)

(Vavrws)

⁽²⁾1990

.58

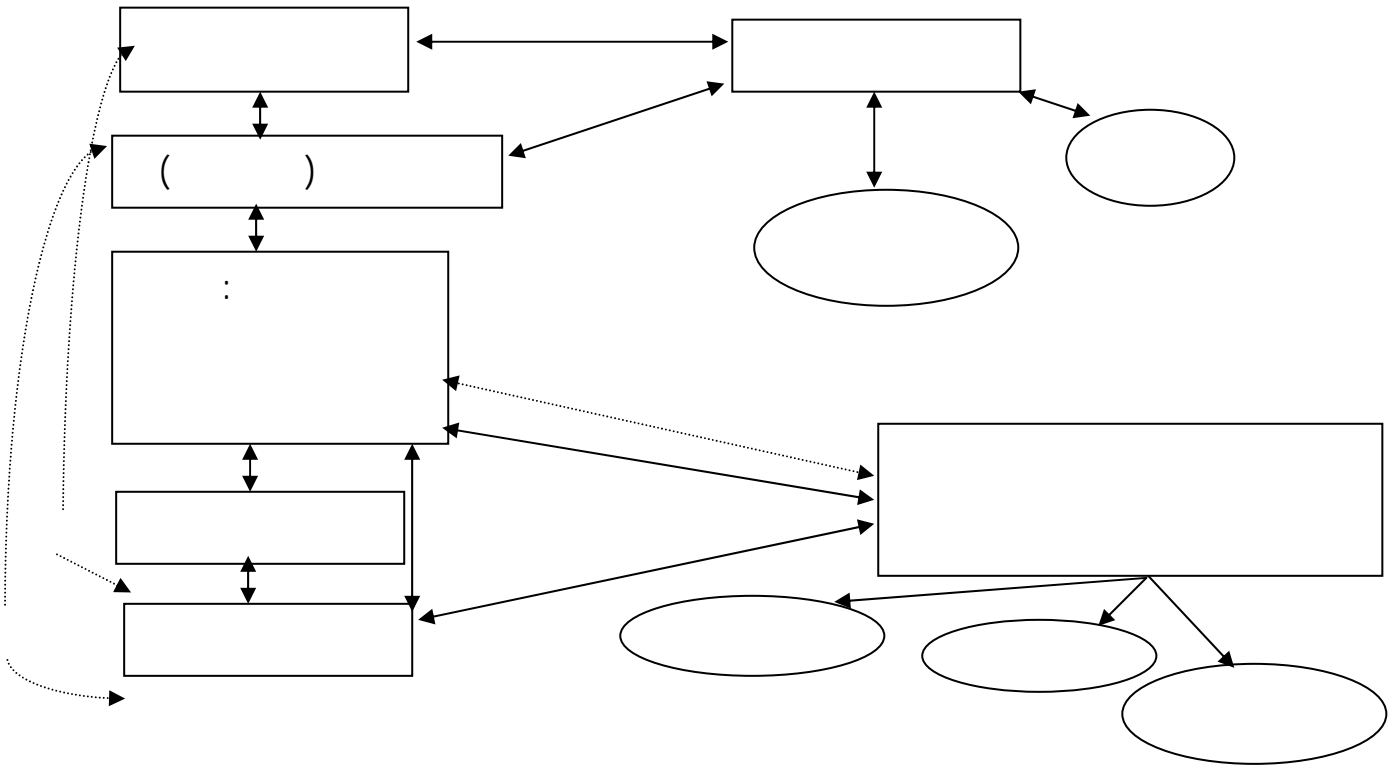
_ (1)

⁽²⁾-Ronald T.Kelloge : Cognitive psychology, London division of wodsworth ins
1991,p:319-320.

(61-59):

:

(1990)



.60:

:

:

()

" :

"

" :

(1)"

- -

(..)

.()

.139-138 :

_(1)

:

2-2

(*)

San jose
1992

(chicago Tribune chicago)

1

Mercury news
1993

(2)

"

"

.

" "

(3)"

"

_ (*)

:

.29 1996

:

" : _ (1)

.114 2003 04

_ (2)

2008/12/29 :

<http://www.sharjah.ac.ae> :

.7-6 :

.7 : _ (3)

:

(Algeria Interface)

1999

1997 (El watan)

(1998)

(Le Matin)

⁽¹⁾

1998

(El moudjahid)

1998

(1998)

(Le soir d'Algérie)

.

"

()

"

(2)

05

.(128- 125)

⁽¹⁾

⁽²⁾

<http://www.sharjah.ac.ae> 2008/12/29

:

%11 " " (2005)

%90

.⁽¹⁾2005 %14

.⁽²⁾

" "

(1939)

: -⁽¹⁾

2008/04/26 :

2007 14-12

.04.13

.200/08/15

31-30 :

: -⁽²⁾

:

(1)

1939 1938

(2)

25

(3)

(4)

%90

(2008-2005)

%3,8

36

3,6

: 13

2008/15/31 :

.92 2006

.09

.117 :

_____ : _ (1)

<http://www.arabmediastudies.com>

: _ (2)

_ (3)

: _ (4)

:

(1)

(*)

%8,18

%40

%41,82

(2001)

%22

%62

%10

%29,26

%70,73

%67,46

(2)

()

13 2478

32

": _ (1)

.07 2008

": _ (*)

.132

02

: _ (2)

.78 2001

:

(%52.5)

(%55,42)

(%29,16)

"

(1)

"

%9,23

%68,46

(2)

2000 1999 1998 1997
%10

%100

(3)

(2002)

(Bare Gunter)

(4)

.118

.250

_(1)

_(2)

.134

_(3)

: 2008/12/29:

_(4)

<http://www.alwakad.net/go/neus.php?action>

:

(1)

09 06

30 25

(2)

%55

(3)

%40

()

%60

(Le monde)

(4)

.02

_(1)

.09

_(2)

118

_(3)

.09-08:

_(4)

:

(1)

(Danial Dayan)

(2)»

»

(3)

:

-

(4)

(1980)

15

(5)

⁽⁶⁾(%22,86)

(%43,21)

%31,98

(7)

%47,62

⁽¹⁾ -Rémi Rieffel :Sociologie des médias Ellipses, Paris, 2001,p145.

: - ⁽²⁾

.35: 2005

523-524

: - ⁽³⁾

.530 - ⁽⁴⁾

Zahir Ihaddaden : La Presse écrite en Algerie. Op.Cit,p123. - ⁽⁵⁾

.167 : 67 - ⁽⁶⁾

.182: - ⁽⁷⁾

:

)

¹(%77,33)

(

(2)

-

(3)

15 10

1980

()

(4)

15

-

(5)

%13

1980

(6)

-

.249 _____ (1)

.46 164 _____ (2)

.531 : : (3)

Zahir Ihaddaden : La Presse écrite en Algérie. Op.Cit,p:123- (4)

.531 : : (5)

Zahir Ihaddaden: la presse écrite en Algérie,op.Cit p:123 - (6)

:

(1)

" (%8) (%14) (%17) (%46)
 (%6)
(2) "

(%47,62)

%42,86

(3)

%39,13

%59,54

- -

.529 (534-531) : - (1)

Zahir Ihaddaden : La Presse écrite en Algérie. Op.Cit,p:123 - (2)

.182: - (3)

:

(%41,98)

(%8,40)

(%16,03)

(%28,24)

.⁽¹⁾(%5,34)

Zahir Ihaddaden : La Presse écrite en Algérie. Op.Cit, pp 123-124. - ⁽¹⁾

:

: -3-2

(*)

(**)

...

1950
1970 230 550

) .2006 " _____ (*)

) _____ : . (58- 57: 2007 03 (_____ (**)

2005 19 _____ " 193

: : 58 2007 03 _____ "

.177 2002

:

05

%06

":

"

%21,85

(1)

(2)

-

(3)

.157:160

2005-2004

: - (1)

: - (2)

.73: 1993

: - (3)

.78: 1999

(17)

:

1914
 (184000)
 (8000)
 1930
 (1)
 1956 (30000-25000) (1000-500)
 1930
 (2) 100 1956

(*)
 1896

" "
 (3)

.348-347 _ (1)
 .94 : _ (2)
 .344 _ (*)
 .147-146 _ (3)

:

(INA)

:
1965

%50

1972

1

1980

49

745,847 (1989)

(%33,5)

%67.5

(2)

:

1990

(3) 200

% 95

119

1994

1991

74

85

94

1996

1995

1996

(2006-2003)

(4)

130

Zahir Ihaddaden : La Presse écrite en Algérie. Op.Cit, P(72-74).-(1)

.71- 70

-(2)

833

"

:"

-(3)

.02 1999 03

.74-73

-(4)

| | | | |
|--------|-----------|------------|---------------------|
| | : | | |
| 100 | | 400 | |
| | 2007 | 600 | (1) |
| | 600 | | 2008 |
| | | | (*)2008 |
| (2) | | | |
| | | (3) | |
| | | | |
| | (320: | 2006 /2005 |) |
| | %36,8 | %77,3 | |
| 2005 |) | %20,8 | |
| | | | (182: |
| | %47,62 | | %31,98 |
| | (214-213: | 2003 /2002 |) |
|) | %93,7 | (% 61,2) | |
| %25,82 | | %53,01 | (177: |
| | | | |
| | | (| 600) |
| | | <hr/> | |
| | | .93 | _(1) |
| | | .2008-2007 | _(*) |
| 07 | 01 | 470 | _____ " : _ (2) |
| | | | .14 2008 |
| | 13 | 2404 | _____ " 600 " _ (3) |
| | 17 | 5170 | _____ " : .24 2008 |
| | | | .24 2007 |

:

(1)

(%64,33)

()

(222:)

%80

)

(201 1993/1992

%64

(G.A.Glandy,

(257)

(291)

(1996)

(1989/R, Moore)

%74

(W.F.Griswold)

316

: -⁽¹⁾

.218 : 2002/2001

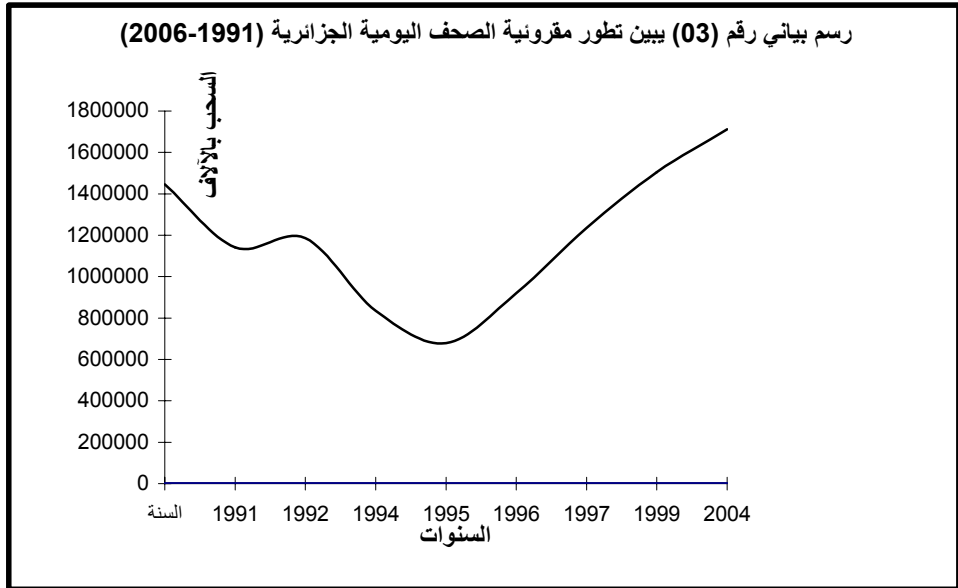
:

%31
(1978)

(1)

(2006- 1991).

(*)



.80-79 :

_(1)

:

_(*)

.76:

:

: -1

(1)

(*) %26,5

%10

200

(2)

: -2

(3)

.50 1980

: - (1)

- (*)

" "

%28

" : : 2005 %21,36

: .4 2008 31 2367 "

www.chihab.net .2008-12-15 : 2:

.3-2 - (2)

: - (3)

.49 1976

:

(1) 273.985 1978 425 1980 1976 %60 %85

700.515 (1992) 1990 %87,08 150 (1996)

(2) 1985

(3) 1993

(4)

.101-100 : - (1)
 Zahir Ihaddaden :La Presse Ecrite en Algérie, op. Cit, p87. - (2)
 .101 : - (3)
 .79-76 - (4)

:

(20) 200

200 (Offset) 300 30 300

1994

(1)

(2)

2003 18

(Liberté)

(3)

16 24

% 95

175

12

_ (1) .81-80

_ (2) .129,139

.2008/12/28 _ (3)

<http://www.aljazeera.net/neus/archive?archiveid=58631>.

:

336

(1) 20

"les

messagries algériennes"

:

704

280

24

1976

(2)

1995

1149

1000

0,40

(3)

1000

(2001)

1000

34,36

(4)

1000

100

.83

_(1)

Zahir Ihaddaden :La Presse Ecrite en Algérie, op. Cit, p86. -(2)

: -(3)

.50 1998

.165

_(4)

:

" "
13

(1)

: -3

6,5 %20
(2)

(3) 14
%15,2

2005

(4)

%46,4
%7,2

"

"

(%71,33)

(5)

.01 2008/12/28 : 13 : -(1)

2008/12/28 : 04 : -(2)

www.kantakji.com/fiqh/Files/Economics/60338.doc

: -(3)

.229 2002

.04 -(4)

.213 -(5)

:

:

(1996-1992)

(*) "

.

_(*)

_____ " : : " : 64-60 2007 3 _____ " :
.2008 06 24-22 _____

الفصل الثاني

:

:

.

:

.

:

.

:

.....

:

:

:

:

:

()

:

(Etat Subjectif)

" : (Fait Objectif)

(1)"

()

()

()

(2)

(3)

" "

:

.52: 1982

2004

: - (1)
. (54-32) : - (2)
: - (3)

.192

.....

(1)

: :

"

()

:

:

" :

(58-57-56) "

"

" :

(...)

)

(99)

:

(*)

:

:

(2)

:

(Cun)

(Conscientia)

(3)

(Scientia)

2005

_(1)

.279

:

_(*)

24

:

:

.

.(53-49) 40

.1044

_(2)

_(3)

.59

.....

⁽¹⁾ (Conscienta) (Conscience)

(2)

"

"

" : (1936/)

(3)"

"

"

" :

(Alain)

()

(4)

()

04

_____ "

_____ " : _ (1)

.43 1990

.1045 _ (2)

.60 _ (3)

.2009/03/04 : _ (4)

<http://www.aissforum.com/f397/t33891.html>.

(1)

-

-

:

-

-

(2)

:

" :

(3)"

(False Consciousness)

(1)

(Falsieness)

()

(4)

.45-44

.37

.44

1998 2

"

"

"

" :

" :

" :

:

.252

_(1)

_(2)

_(3)

_(4)

.....

(Class Consciousness) :

(Trade union Consciousness)

(2)

() (63)
(3) (240)

(01:)

.
:

" :

"

()

"

()

(4)"

:

:

: _ (1)

.211 2004

.726 123 _ (2)

.38 _ (3)

.107 2 : _ (4)

.....

(1)

:

()

"

(

)

(2)"

(3)

()

(4)

:

:

(5)

.43-42

_(1)

.16 2008

4

_____ "

" :

_(2)

.33

_(3)

.101-100

:

_(4)

:

_(5)

.256 2003

.....

()

:

:

-1

(1)

(2)

:

-33 :)

.(34

(3)

(4)

.169 2008

: _ (1)

: _ (2)

.215-214 2006

() : : _ (3)

.576-575 1 1990

.170 : _ (4)

.....

: -2

(1)

...

(2)

)

(

)

(

)

:

.(

(26 :)

(130 :)

: _ (1)

.52-51 2000

2005 3

: _ (2)

.15

.....

.
()

.(*)

...

- ()

-

. : : _____ -(*)

.....

(1)

.(53 :)

(5:)

(29 :)

(28 :)

(2)

: **-3**

()

.190 _____ _ (1)

.63 _____ _ (2)

.....

(1)

(2)

" :

:

(*) "

(Severe Feeling of Guilt)

()

(Ahreartion)

(3)

(Catharsis)

(4)

()

.32

_____ : _____ (1)
 . (28-16) 1998 2
 : _____ (2)
 _____ (*)
 .197: _____ (3)
 : _____ (4)
 .27 : 2000

.....

(1)

(2)

(3)

.

:

(56 :)

:

(30:)

.81 2001

.13 :

_(1)

: _ (2)

.103 : _ (3)

)

(

(1)

() :

) (...)

() (..

:

-
-
-

(2)

" "

()

)

"

.(3)"() (

.71-70:

.34

2

_____ : _ (1)

: _ (2)

.34 _ (3)

.....

:
(Behaviour)

(1)»

...

»

()

(2)

.

:

(

.(17-15 :)

» :

(*)

(3)

_____ : _ (1)

.113

.182

_ (2)

_ (*)

.34

_ (3)

.....

" "

:

:

(36:)

- -

(07 :)

(7:)

"

"

(1)

()

:

:

(...)

.....

.

" :

(1)"

(2)

- -

:

()

.

.61

:

_(1)

.65:

_(2)

.....

:

:

:

1-2

(Concentric Rings)

%90

" : (Bresrat)

(1)

(2)"

()

()

()

()

" :

(3)"

()

()

.132-131

2002

: _ (1)

.167 : 2001

:

_ (2)

.35

: _ (3)

(1)

(2)

(3)

(" :) "

" : (4)

"

(5)

()

)

(

.05 2003 3 : _(1)
 .112-101 -100: 2 : _(2)
 .7-6 : _(3)
 () " : _(4)
 .394: " " .353 :
 " : _(5)

.....

(1)

.

" :

(2)"

:

.

: 2-2

" :

(3)

:

(21 :)

.

" :()

(4)

:

1989

126

_____ "

" : _ (1)

.84:

.11 :

_____ :

_ (2)

.65:

_ (3)

.72 :

_ (4)

.....

-1

-2

-3

-4

-5

(1)

-

-

:

(2)

:

3-2

-

-

.73:

_(1)

_(2)

.186.188

.....

(1)

: (2)

-

-

-

.

-

(15000)

(3)

(10800)

:

2004

: _ (1)

.201 :

.57-56 2008

_ (2)

.2008/04/25 :

_ (3)

<http://www.almoslim.net/mode/82192>.

.....

(1) (Digital)

(2) %8 %90

(Arabsat)

(*)

(MBC) 1991

(3)

(1998)

(ART)

(2006 30)

(2004 17) :

_____ : _ (1)

: 174 2004-2003

.(2000) 260

: - (2)

.202 2007

_(*)

520

.(2008 02 :)

: _ (3)

.12-11:

.....

(2005 11) (2004 23)

(2005 25)

2004 : (2006 1)
(2006) (1) 2006
) (2006)

(2006

(2)2007

(2007)

(3)

(2007 21)

) . " " " " :
(2006) (2007

: (2006 1) (2007)
" "

(2006)

" :

" "

" " (4)

2008 25

.17-14 : _ (1)

: _ (2)

.(64-62)

.20-19 : _ (3)

.21-20: _ (4)

.....

(1)»

(2005)TV

(2004 30)

(2)

(*)

2317

"

" :

_(1)

.19: 2008 03

.(24-22) :

_(2)

" :

:

_(*)

"

07 :

:

:

:

.% 24,93

31:

84:

:

(1)

:
(2)

"

":

%46,7

%31,7

) %21,6

(

" (3)

"(2006/ 1427)

%18,4

(%23,8)

" : .⁽⁴⁾14,8

%16,2

%17

.16 :

:

%47

.63 2003 1 _____ "

" : _ (1)

4 _____ "

" : _ (2)

.29 2004

: _ (3)

www.arbmediastudies.net 2004/04/25 :

_ (4)

.16 : 2007

1427

.....

"

(%42,2)

(%18,40)

(%33,2)

%40,8

.⁽¹⁾(%40,80)

(%5,60)

" :

"

:

()

)

%62 :

%74,4

%63 (

%18

%20

%11

%12

.⁽²⁾

%66

%76

:

:

%57

%32

%34

%39

.85-84:

_(1)

.360 358 351 350 :

_(2)

.....

%28

.(⁽¹⁾%15

%17

%34

400

(%45.2)

(%32.9)

.(%21.9)

(%19.5)

(%14)

(%16.7)

(%18)

%20.3

(%17.5)

%21.2

(%15.8)

(%17.7)

(%19.2)

.(⁽²⁾%13.6)

()

.370.379 369 368 :

_(1)

" :

_(2)

.92 92 85 81:

2002

.....

(1)

()

(2)

(globalization)

: . : " " " "

(3)

(4)

.248: : _ (1)
.11 2001 : _ (2)
.13 : _ (3)
2001 : _ (4)

.22

.....

()

)

.(...

(1996 (4) () ()

.(1)

)

(

| | | | |
|-----|-----|-----|-----|
|) |) | 364 | (|
| %22 | %51 | | %77 |
| %70 | | %5 | %15 |

_____ : (1)

. 297 : (2002 -)

.....

%72

%30

(1)

)

(

)

.(...

(2)"

"

:

%56

29 18

)

(

:

-1

"

"

-2

-3

-4

"

":

_(1)

.6: 2007

12-11

"

":

_(2)

2006-2005

.....

-5

.
"
%47.5 (1)"

(2)

:

(3)

(4)

| | | | | | |
|------|-----|--|--------|------|------|
| | | | .273 : | | _(1) |
| | .74 | | : | | _(2) |
| 1997 | 2 | | : | | _(3) |
| | | | | .147 | |
| | | | : | | _(4) |
| | | | | .58 | 2004 |

.....

(1)

(1993 -)

(%13.5)

(%86.5) :

%5.5

:

(2)

"

"1993 1985

(3)

%72.2

:

%4.8

.58

_(1)

2

:

_(2)

.256 251 250 :

1999

2004

:

_(3)

.177 :

.....

(%53.4)

.⁽¹⁾(%43.8)

(%44.1)

%88

%47

%4

(2)

"

"

(3)

.

.2009 17 : _(1)

<http://www.annabaa.org/nbaneus/51/081.htm>.

: _(2)

.125 : 1997

.169 _(3)

.....

:

:

:

1-3

(547) 27

(1) "

"

(683)

(689)

:

693

701

(2)

()

()

(1952- . 814)

:

(1)

.48-43

.51 48-44

(2)

.....

(1)

()

:

.1

.1862

1570

.2

()

.3

(2)

)

1107

(1471

⁽³⁾(18)

" :

⁽⁴⁾"

.513-512 :

:

(1)

.504:

(2)

.74-73 :

:

(3)

2008

:

(4)

.113 :

.....

:

-2-3

(1)

(1830 8)

(2)

(3)

":

(4)"

()

1834

" "

.

()

)

(1850

:

(1)

.186 2003

:

(2)

5

.55 2001

1972

-

8

"

":

(3)

.225

.66

(4)

.....

:

(1)

1830

180

(2)

"

"

(3) .%80

:

"

"

(4)

-

-

":

(1)

.157-156:

2003 4

"

.28: 1956

:

(2)

.157:

.221-220

(3)

-263 1999

:

(4)

.266

.....

(1)

" :1901

"

"

...

(19)

(2) "

()

:

1931 5

"

13/612

.123-122

.121

(1)

" :

(2)

1901

(*)

.....

(1) "

(2)

1913

(1940)

(1965)

:

"

(3) "

...

:

(4)

_____ "

_____ " : (1)

.105-103 2001

1 _____ "

_____ " : (2)

.217-215 2001

.29-28 1993

_____ : (3)

.222

_____ (4)

(1)

)

(..

(2)

" "

" :

"

.()

(1850-1830) 20

(3)

(4)

.522

:

(1)

.522

(2)

85.86

"

" :

(3)

82 1980

:

(4)

2001

.17

.....

.

(1)

:

(2)

:

:()

:

(1)

(2)

: -
14-13)

.149 2005

(2002

.....

()

:

(1)

(2)

" " :

: 1957

"

"

:

" :

"

()

(3)

.150-149

(1)

.47

(2)

.57 56 55 53

(3)

.....

()
:

.

(12)

(1)

.

.2000

:

(1)

.....

:

-3-3

"

(1)"

()

335

(7000)

1948

(2)

1991

1990

(.)

:

"

"

.137

(1)

.138

(2)

.....

" " " " " " " " " "

(Le Bras)

(1) ...
()

" :

" (2)"

"
()

(1)
halbwachs, Esquisse d'une psychologie des classes sociales, p 21. : .119
: - (2)
.67 35 2009

.....

" ()

(1)"

.

%65

(2)

50

2006

(3)

%60

)

(

: (1)

.40 2007 12-11
2059 _____ "

%65 " : (2)

.23 2008 13 2378 _____ "

.20 2007 31

" : (3)

.....

(1)

"

"

"

"

:

(2)

" :

(3)"

"

"

.

"

"

.

"

" :

(1)

.37 164

1410

:

(2)

.108

.106

:

:

:

(3)

()

(1)

" "

" (2)

(3) %3 %97

- -

" ":

"

(2009)

2 1

.107-106 (1)

: (2)

.59-58 1997

: (3)

.114 2009-2008

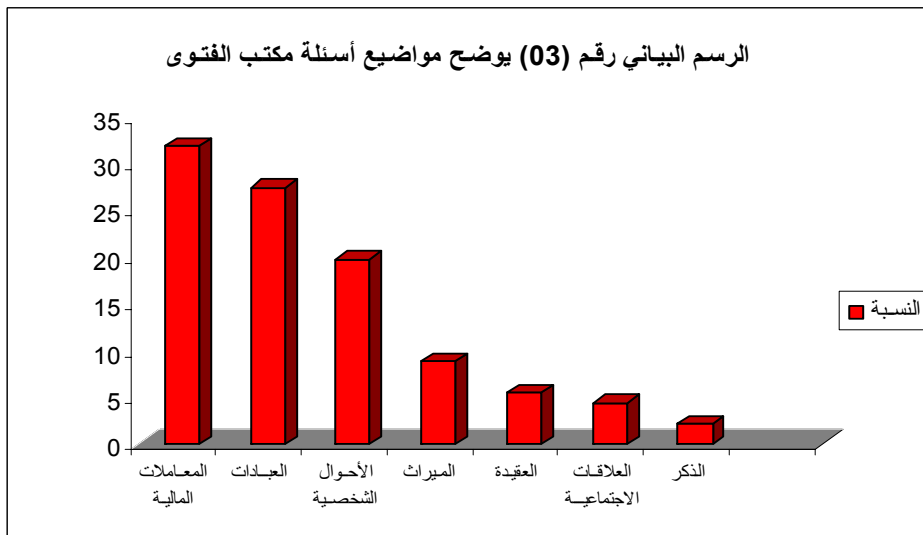
(06)

| % | | |
|-------|----|--|
| 31.87 | 29 | |
| 27.47 | 25 | |
| 19.78 | 18 | |
| 8.79 | 8 | |
| 5.49 | 5 | |
| 4.39 | 4 | |
| 2.2 | 2 | |
| 19.78 | 18 | |
| 100 | 91 | |

(07)

| (67) | | | | (84) | | | |
|-------|----|-------|----|-------|----|-------|----|
| % | | % | | % | | % | |
| 26.86 | 18 | 73.13 | 49 | 45.23 | 38 | 54.76 | 46 |

(06)



.....

:

1

-

(% 73,13)

.% 26,86

% 31,87

-

.

-

(%5,49)

(%8,19)

(%2,2)

(%4,39)

"

"

.

(1)

(1970)

(2) 1976

:

(1)

.454 1999

2

(2)

2

.178 1997

.....

4500

⁽¹⁾1992

(10000)

1970

)

(2)

(

"(Bruno Etienne)

⁽³⁾"

⁽⁴⁾

⁽⁵⁾(

)

(1984/08/04)

(1986/08/05)

(

)

(1989

)

.153

(1)

.453

(2)

: 453

(3)

Bruno Etienne : Algérie, Culture et Evolution, l'histoire immédiate (Paris, Seuil, 1977), p 299.

.85 1977 45

"

":

(4)

.177

(5)

.....

1988 4

" " : (1)
"

" :
(103) "
(64) " :
(1988 31)

(2)

1989 23

% 47,27) (1991 26)

: 1988 : (1)
.495
.498-495 : (2)

.....

(1)(

(2)

:

(3)

:

(4)

(5)

(2007)

"

(6)"

| | | | |
|------|---------------------|-----------------|------|
| 245 | _____ " | " : | (1) |
| .3 | 2007 9 5087 _____ " | .34 1999 23 | (2) |
| | | " : | (3) |
| | .11,00 2010 9 | : | (4) |
| 2397 | _____ " | " : | (5) |
| | _____ " | .4 2008 4 | (6) |
| | | " : | (7) |
| 2391 | _____ " | .5 2007 21 2127 | (8) |
| | | " : | (9) |
| | | .17 2008 28 | (10) |

.....


" "

-

-

.

الفصل الثالث



.....

1431

- -

: :

: _____ -

-1

: -1-1

: (08) -

| | | |
|------------|------------|---|
| % | | / |
| 23.44 | 158 | |
| 23.29 | 157 | |
| 53.26 | 359 | |
| 100 | 674 | |

% 53.26

% 23.29

% 23.44

.....

: 2-1-1

: (10)

| | | |
|------------|------------|--|
| % | | |
| 73.25 | 115 | |
| 26.75 | 42 | |
| 00 | 00 | |
| 00 | 00 | |
| 100 | 157 | |

%26.75

% 73.25

.....
: 3-1-1

(11)

| % | ك | |
|------------|------------|-----|
| 00 | 00 | |
| 1.95 | 7 | |
| 1.95 | 7 | |
| 26.18 | 94 | |
| 19.78 | 71 | |
| 0.84 | 3 | |
| 5.01 | 18 | |
| 1.39 | 5 | |
| 00 | 00 | |
| 7.80 | 28 | |
| 8.91 | 32 | |
| 15.32 | 55 | |
| 3.06 | 11 | () |
| 0.28 | 1 | |
| 1.67 | 6 | |
| 3.06 | 11 | |
| 1.67 | 6 | |
| 0.84 | 3 | |
| 0.28 | 1 | |
| 100 | 359 | |

.....

(11)

%26.18

%19.78

% 8.91

%15.32

% 5.01

%7.8

%2

%3.06

% 0.28

: 1-2

: 1-2-1

:

(12)

| % | | |
|------------|------------|--|
| 13.07 | 17 | |
| 3.85 | 5 | |
| 13.85 | 18 | |
| 3.85 | 5 | |
| 65.38 | 85 | |
| 100 | 130 | |

- -

% 65.38

) " " %13.85

%13.07

.....

(. .)

% 3.85

% 3.85

(1)" " :

(2)" " :

: 2-2-1

: (13)

| | | |
|------------|------------|--|
| % | | |
| 27.48 | 86 | |
| 62.94 | 197 | |
| 00 | 00 | |
| 00 | 00 | |
| 00 | 00 | |
| 0.32 | 1 | |
| 0.64 | 2 | |
| 0.64 | 2 | |
| 7.98 | 25 | |
| 100 | 313 | |

.18 : 1432 21 / 2010 31 _____ : - (1)

5906 1431 12 /2010 22 _____ : - (2)

.19:

.....

% 62.94

% 27.48

%0.64

%7.98

% 0.32

(/)

: 3-1

-

(14)

-

| | | الموقع التكرار |
|------------|-----------|----------------|
| % | | |
| 60 | 33 | |
| 14.55 | 8 | |
| 12.73 | 7 | |
| 5.45 | 3 | |
| 7.27 | 4 | |
| 100 | 55 | |

...

% 60

()

%14.55

.....

%7.27

% 12.73

% 5.45

: 4-1

(15)

| % | ك | |
|------------|-------------|--|
| 14.93 | 208 | |
| 62.96 | 877 | |
| 22.11 | 308 | |
| 100 | 1393 | |

%62.96

...

% 22.11

" (1)"

:"

(3)"

" (2)"

% 14.93

.19: 6085 1431 2/2010 12 : - (1)

.20: 1431 22/2010 01 : - (2)

.20: - (3)

.....
: _____ **1-4-1**

(16)

| | | |
|------------|------------|-----|
| % | | |
| 0.96 | 2 | |
| 3.85 | 8 | |
| 16.35 | 34 | |
| 78.84 | 164 | () |
| 100 | 208 | |

%78.84

% 16.35

%3.85

. %0.96

.....
: 2-4-1

(17)

:

| % | | |
|------------|------------|--|
| 1.03 | 9 | |
| 0 | 0 | |
| 3.65 | 32 | |
| 9.24 | 81 | |
| 36.94 | 324 | |
| 11.52 | 101 | |
| 20.64 | 181 | |
| 10.60 | 93 | |
| 6.39 | 56 | |
| 100 | 877 | |

% 36.94

% 20.64

() %11.52

% 9.24 %10.60

% 6.93

()

% 1.03 () % 3.65

" "

.....
: 3-4-1

(18)

| % | ك | |
|------------|------------|--|
| 9.09 | 28 | |
| 51.62 | 159 | |
| 2.27 | 07 | |
| 00 | 00 | |
| 3.90 | 12 | |
| 33.12 | 102 | |
| 00 | 00 | |
| 100 | 308 | |

(18)

(10)

%51.62

%24.67

(08)

% 9.09

%8.44

% 2.27

%3.9

.....

_____ 2

: _____ 1-2

(19)

| ك | % | |
|------------|------------|--|
| 86 | 15.11 | |
| 190 | 33.4 | |
| 45 | 7.92 | |
| 83 | 14.59 | |
| 1 | 0.17 | |
| 6 | 1.05 | |
| 48 | 8.43 | |
| 109 | 19.16 | |
| 1 | 0.17 | |
| 569 | 100 | |

% 33.4

%19.16

% 14.59

%7.92

% 8.43

% 15.11

% 1.05

. %0.17

.....
: _____ **2-2**

(20)

:

| % | | % | | % | | % | | |
|-------|-----|-------|----|-------|----|-------|----|--|
| 36.50 | 50 | 38 | 19 | 12 | 6 | 50 | 25 | |
| 63.50 | 87 | 41.38 | 36 | 26.44 | 23 | 32.18 | 28 | |
| 100 | 137 | 40.14 | 55 | 21.17 | 29 | 38.69 | 53 | |

137

%36.50

%63.50

)

% 40.14

(

% 38.69

. %21.17

41.38

%32.18

%

.(%26.44)

%50

. % 12 :

%38

: _____ **3-2**

(21)

| % | | % | | % | | % | | |
|--------------|-----------|--------------|-----------|--------------|-----------|--------------|-----------|--|
| 5.76 | 5 | / | / | / | / | 100 | 5 | |
| 26.44 | 23 | 6.52 | 13 | 8.70 | 2 | 34.78 | 8 | |
| 4.60 | 4 | 75 | 3 | / | / | 25 | 1 | |
| 25.29 | 22 | 48.15 | 13 | 27.27 | 6 | 13.64 | 3 | |
| 14.94 | 13 | 30.77 | 4 | 53.85 | 7 | 15.38 | 2 | |
| 5.75 | 5 | / | / | / | | 100 | 5 | |
| 1.15 | 1 | / | / | 100 | 1 | | / | |
| 4.60 | 4 | 25 | 1 | / | / | 75 | 3 | |
| 1.15 | 1 | / | / | 100 | 1 | / | / | |
| 2.29 | 2 | 100 | 1 | 100 | 1 | / | / | |
| 1.15 | 1 | / | / | 100 | 1 | / | / | |
| 1.15 | 1 | / | / | / | / | 100 | 1 | |
| 5.75 | 5 | 25 | 1 | | 4 | / | / | |
| 100 | 87 | 41.38 | 36 | 26.44 | 23 | 32.18 | 28 | |

(21)

% 32.18

% 41.38

(% 26.44)

" "

.....

" " " " " "

% 25.99

(% 27.27) (48.15)

" : " " : " (2)" " (1)"

% 14.94

% 5.75

(3)"

. %100

: %5

%4.60 ()

%75

| | | | | | | |
|------|------|------|---------|----|---------|------|
| .21: | 6104 | 1431 | 21/2010 | 31 | _____ : | _(1) |
| .21: | 6084 | 1431 | 01/2010 | 11 | _____ : | _(2) |
| .20: | 6105 | 1431 | 22/2010 | 01 | _____ : | _(3) |

.....

" " " " " " "

%1.15

%2.29 (/)

- - -

" "

(%78.84)

: 3-2

(22)

:

| % | | % | | |
|-------|-----|-------|----|-------------------------------------|
| 14.28 | 28 | 17.86 | 5 | 11/ 1431 1 :(01) 6084 . 2010 |
| 14.28 | 28 | 14.28 | 4 | 12/ 1431 2 :(02) 6085 . 2010 |
| 14.28 | 28 | 14.28 | 4 | 22/ 1431 12 :(03) 6095 . 2010 |
| 14.28 | 28 | 14.28 | 4 | 23/ 1431 13 :(04) 6096 . 2010 |
| 14.28 | 28 | 14.28 | 4 | 31 / 1431 21 :(05) 6104 . 2010 |
| 14.28 | 28 | 14.28 | 4 | .2010 01/ 22:(06) . 6105 |
| 14.28 | 28 | 14.28 | 4 | 09 / 1431 30 :(07) . 6113 . 2010 |
| / | / | 0.00 | / | :(08) |
| 100 | 196 | 14.79 | 29 | |

.....

:

"

"

- - ()

200

(23)

- -

| % | | % | | % | | |
|--------------|-----------|--------------|-----------|--------------|-----------|--|
| 18.6 | 8 | 0 | 0 | 100 | 8 | |
| 18.6 | 8 | 0 | 0 | 100 | 8 | |
| 32.55 | 14 | 100 | 14 | 00 | 0 | |
| 30.23 | 13 | 0 | 0 | 100 | 13 | |
| 100 | 43 | 32.55 | 14 | 67.44 | 29 | |

.....

%32.55

13 % 30.23

(%17.07)

.....

: -
-1
: 1-1

(24)

| % | | |
|------------|-----------|--|
| 27.27 | 27 | |
| 45.46 | 45 | |
| 27.27 | 27 | |
| 100 | 99 | |

% 45.46

. % 27.27

.....
: 1-1-1

(25)

| | | |
|------------|-----------|--|
| % | | |
| 00 | 00 | |
| 7.41 | 2 | |
| 22.22 | 6 | |
| 00 | 00 | |
| 7.41 | 2 | |
| 00 | 00 | |
| 00 | 00 | |
| 7.41 | 2 | |
| 00 | 00 | |
| 37.04 | 10 | |
| 18.51 | 5 | |
| 100 | 27 | |

% 37.04

% 22.22

% 18.51

.....
" " " " "

% 7.41

.....

: 2-1-1

(26)

| | | |
|------------|-----------|--|
| % | | |
| 62.22 | 28 | |
| 35.56 | 16 | |
| 00 | 00 | |
| 00 | 00 | |
| 100 | 45 | |

% 62.22

% 35.56

: 3-1-1

(27)

| | | |
|------------|-----------|--|
| % | | |
| 00 | 00 | |
| 21.21 | 07 | |
| 00 | 00 | |
| 00 | 00 | |
| 00 | 00 | |
| 30.30 | 10 | |
| 18.18 | 06 | |
| 12.12 | 04 | |
| 12.12 | 04 | |
| 00 | 00 | |
| 6.06 | 02 | |
| 00 | 00 | |
| 00 | 00 | |
| 00 | 00 | |
| 00 | 00 | |
| 00 | 00 | |
| 100 | 33 | |

.....

% 30.3

- -

% 21.21

% 12.12

"

" " "

%18.18

% 6.06

"

"

:

: 2 - 1

: 1 - 2 - 1

(28)

| % | | |
|------------|-----------|--|
| 18.18 | 2 | |
| 9.09 | 1 | |
| 9.09 | 1 | |
| 0 | 0 | |
| 63.64 | 7 | |
| 100 | 11 | |

% 63.64

% 18.18

.....

: 2-2-1

:

(29)

| | | |
|------------|-----------|---|
| % | | / |
| 44.07 | 26 | |
| 33.90 | 20 | |
| 00 | 00 | |
| 00 | 00 | |
| 00 | 00 | |
| 00 | 00 | |
| 00 | 00 | |
| 1.69 | 01 | |
| 20.34 | 12 | |
| 100 | 59 | |

% 44.07

% 33.9

% 1.69

% 20.34

.()

.....
: 3-1

: (30)

| % | | |
|------------|------------|--|
| 8.45 | 12 | |
| 25.35 | 36 | |
| 66.20 | 94 | |
| 100 | 142 | |

.%66.20

% 8.45

% 25.35

: 1-3-1

(31)

| % | | |
|------------|-----------|--|
| 58.33 | 07 | |
| 16.67 | 02 | |
| 25 | 03 | |
| 00 | 00 | |
| 100 | 12 | |

% 58.33

.....
% 16.67

% 25

“ ”

: 2-3-1

(32)

| % | | |
|------------|-----------|--|
| 16.22 | 06 | |
| 2.7 | 01 | |
| 27.03 | 10 | |
| 18.92 | 07 | |
| 00 | 00 | |
| 00 | 00 | |
| 35.14 | 13 | |
| 00 | 00 | |
| 00 | 00 | |
| 100 | 37 | |

% 27.78

% 36.11

“:

%18.92

(1)“

% 1.89

“

.19: 2010 09 1431 26 6051 _____ - (1)

.....

(1)»

(2)»

»

% 2.77

()

:

3-3-1

(33)

:

| | | |
|------------|-----------|--|
| % | | |
| 54.25 | 51 | |
| 17.02 | 16 | |
| 15.96 | 15 | |
| 1.06 | 01 | |
| 11.70 | 11 | |
| 00 | 00 | |
| 00 | 00 | |
| 100 | 94 | |

(3)»

»

% 54.25

.3 :

6051 ____ - (1)

.19:

6051 ____ : - (2)

.18:

6051 ____ : : - (3)

.....

%17.02

" : ()

(1)"

: %15.96

%1.06

%11.7

" " " :

."

-2

: _____ 1-2

(34)

| % | | |
|------------|------------|--|
| 19.70 | 26 | |
| 15.15 | 20 | |
| 15.15 | 20 | |
| 8.33 | 11 | |
| 6.82 | 9 | |
| 20.46 | 27 | |
| 14.39 | 19 | |
| 00 | 00 | |
| 100 | 132 | |

.18:

6051 _____ :

- (1)

.....

% 20.46

%19.7

%15.15

% 14.39

% 6.82 % 8.33

: _____ **2-2**

: _____ **1-2-2**

(35)

| % | | % | | % | | % | | |
|------------|-----------|-----------|-----------|-----------|----------|-----------|-----------|--|
| 30 | 06 | 100 | 06 | 00 | 00 | 00 | 00 | |
| 70 | 14 | 21.42 | 03 | 35.71 | 05 | 42.85 | 06 | |
| 100 | 20 | 45 | 09 | 25 | 5 | 30 | 06 | |

(%70)

%30

.(%21.41)

(%35.71)

(%42.85)

.....
: _____ 1.2.2

(36)

| % | | % | | % | | % | | |
|--------------|-----------|--------------|----------|--------------|----------|--------------|----------|--|
| 21.43 | 3 | 33.33 | 1 | 66.67 | 2 | 00 | 00 | |
| 00 | 00 | 00 | 00 | 00 | 0 | 00 | 00 | |
| 00 | 00 | 00 | 00 | 00 | 00 | 00 | 0 | |
| 28.57 | 4 | 00 | 00 | 00 | 00 | 100 | 4 | |
| 7.14 | 1 | 00 | 00 | 100 | 1 | 00 | 00 | |
| 21.43 | 3 | 33.33 | 1 | 33.33 | 1 | 33.33 | 1 | |
| 00 | 00 | 00 | 00 | 00 | 00 | 00 | 00 | |
| 7.14 | 1 | 00 | 00 | 100 | 1 | 00 | 00 | |
| 1.75 | 1 | 100 | 1 | 00 | 00 | 00 | 00 | |
| 00 | 00 | 00 | 00 | 00 | 00 | 00 | 00 | |
| 7.14 | 1 | 00 | 00 | 00 | 00 | 100 | 1 | |
| 00 | 00 | 00 | 00 | 00 | 00 | 00 | 00 | |
| 00 | 00 | 00 | 00 | 00 | 00 | 00 | 00 | |
| 00 | 00 | 00 | 00 | 00 | 00 | 00 | 00 | |
| 100 | 14 | 21.43 | 3 | 35.71 | 5 | 42.86 | 6 | |

" %28.57

%21.43

"

" "

%1.75

"

":

%7.14

" "

" "

" "

":

.

"

" "

" "

" "

: 3-2

(37)

| % | | % | | |
|------------|------------|-------------|-----------|--------------------------------|
| 12.5 | 24 | 00 | 00 | 17/ 1431 4 :1 6029 . 2010 |
| 12.5 | 24 | 00 | 00 | 19/ 1431 6 :2 6031 . 2010 |
| 12.5 | 24 | 00 | 00 | 21/ 1431 8 :03 6033 . 2010 |
| 12.5 | 24 | 00 | 00 | 22/ 1431 9 :04 6034 . 2010 |
| 12.5 | 24 | 00 | 00 | 30/ 1431 17 :05 6042 . 2010 |
| 12.5 | 24 | 00 | 00 | 01/ 1431 18 :06 6043 . 2010 |
| 12.5 | 24 | 16.67 | 04 | 2010 9/ 26 :07 6051 |
| 12.5 | 24 | 00 | 00 | 10/ 08:27 6052 |
| 100 | 192 | 2.08 | 04 | |

09) 1431 26
(%16.67)

2010

.....

- - %2.08

:

(38)

| | | |
|------------|----|---|
| % | | / |
| 0.52 | 01 | |
| 00 | 00 | |
| 1.04 | 02 | |
| 0.52 | 01 | |
| 192 | | |

()

" "

%1.04

%0.52

- -

.

.....

:

-

-1

: 1-1

(39)

| % | | |
|------------|------------|--|
| 11.30 | 40 | |
| 36.72 | 130 | |
| 51.98 | 184 | |
| 100 | 354 | |

% 51.98

%11.30

%36.72

.....
: 1-1-1

(40)

| | | |
|------------|-----------|--|
| % | | |
| 25 | 10 | |
| 32.5 | 13 | |
| 15 | 06 | |
| 2.5 | 01 | |
| 00 | 00 | |
| 00 | 00 | |
| 7.5 | 03 | |
| 05 | 02 | |
| 00 | 00 | |
| 12.5 | 05 | |
| 00 | 00 | |
| 100 | 40 | |

% 25

% 32.5

" " " " " " "

%15

" " " " " " " ;

"

.....
: 2-1-1

(41)

| % | | |
|------------|------------|--|
| 45.38 | 59 | |
| 42.31 | 55 | |
| 12.31 | 16 | |
| 00 | 00 | |
| 100 | 130 | |

%42.31

%45.38

%12.31

.....
: 3-1-1

(42)

| % | | |
|------------|------------|-----|
| 22.28 | 41 | |
| 3.80 | 07 | |
| 2.72 | 05 | |
| 3.26 | 06 | |
| 16.85 | 31 | |
| 2.72 | 05 | |
| 00 | 00 | |
| 00 | 00 | |
| 00 | 00 | |
| 26.09 | 48 | |
| 0.54 | 01 | |
| 13.04 | 24 | |
| 0.54 | 01 | () |
| 00 | 00 | |
| 3.26 | 06 | |
| 00 | 00 | |
| 0.54 | 01 | |
| 4.35 | 08 | |
| 00 | 00 | |
| 100 | 184 | |

%26.09 :

%22.28

.....

%4.53

%16.85

-

%4

: 1-2

: 1-2-1

(43)

| % | | |
|------------|-----------|--|
| 4.76 | 2 | |
| 26.19 | 11 | |
| 26.19 | 11 | |
| 00 | 00 | |
| 42.86 | 18 | |
| 100 | 42 | |

%42.86

) " "

) %26.19 : (

(

(%4.76)

(44)

| | | |
|------------|------------|--|
| % | | |
| 37.19 | 45 | |
| 46.28 | 56 | |
| 00 | 00 | |
| 00 | 00 | |
| 2.48 | 03 | |
| 4.13 | 05 | |
| 0.83 | 01 | |
| 00 | 00 | |
| 9.09 | 11 | |
| 100 | 121 | |

%46.28

% 9.09

%37.19

%0.83

%2.48

%4.13

.....
: 3-1

(45)

| % | | % | | % | | % | | % | | |
|--------------|------------|-------------|-----------|--------------|-----------|--------------|-----------|--------------|-----------|--|
| 24.14 | 49 | 4.08 | 2 | 6.12 | 3 | 79.59 | 39 | 10.20 | 5 | |
| 58.62 | 119 | 23.53 | 28 | 6.72 | 8 | 20.17 | 24 | 49.58 | 59 | |
| 16.26 | 33 | 24.24 | 8 | 45.45 | 15 | 0 | 0 | 30.30 | 10 | |
| 00 | 00 | 00 | 00 | 00 | 00 | 00 | 00 | 00 | 00 | |
| 100 | 203 | 13.8 | 28 | 12.81 | 26 | 36.94 | 75 | 36.45 | 74 | |

%58.62

%24.14

%16.26

%24.24

%45.45

(75)

%73.40

.....

: **1-4**
(46)

| | | |
|------------|------------|--|
| % | | |
| 12.12 | 48 | |
| 55.81 | 221 | |
| 32.07 | 127 | |
| 100 | 396 | |

% 55.81

%32.07

%12.12

: 1-1-4
(47)

| | | |
|------------|-----------|--|
| % | | |
| 00 | 00 | |
| 16.67 | 08 | |
| 12.5 | 06 | |
| 70.83 | 34 | |
| 100 | 48 | |

.....

%70.83

% 16.67

.%12.5

:

2-1-4

(48)

| | | |
|------------|------------|--|
| % | | |
| 6.33 | 14 | |
| 00 | 00 | |
| 0.90 | 02 | |
| 1.81 | 04 | |
| 21.27 | 47 | |
| 56.11 | 124 | |
| 4.52 | 10 | |
| 9.05 | 20 | |
| 00 | 00 | |
| 100 | 221 | |

%56.11

%21.27

%9.05

%6.33

%4.52

...

.....

: %2

:

(49)

| | | |
|------------|------------|--|
| % | | |
| 4.72 | 06 | |
| 24.41 | 31 | |
| 00 | 00 | |
| 00 | 00 | |
| 00 | 00 | |
| 62.2 | 79 | |
| 8.66 | 11 | |
| 100 | 127 | |

%62.2

%24.41

11

" :

" : %4.72

" " "

.....

(50)

| % | | |
|------------|------------|--|
| 23.32 | 45 | |
| 21.24 | 41 | |
| 9.33 | 18 | |
| 9.84 | 19 | |
| 00 | 00 | |
| 1.03 | 02 | |
| 4.66 | 09 | |
| 27.98 | 54 | |
| 2.59 | 05 | |
| 100 | 193 | |

%23.32

%27.98

%9.84

%21.24

%9.33

%1.03

"

"

%2.59

.....

: _____

: _____

(51)

| | | | | | | | | | | |
|------------|-----------|-------------|----------|--------------|-----------|--------------|-----------|--------------|----------|--|
| | | | | | | | | | | |
| % | | % | | % | | % | | % | | |
| 33.33 | 18 | 0 | 0 | 50 | 9 | 44.45 | 8 | 5.55 | 1 | |
| 66.66 | 36 | 8.33 | 3 | 33.33 | 12 | 38.89 | 14 | 19.44 | 7 | |
| 100 | 54 | 5.56 | 3 | 38.89 | 21 | 40.75 | 22 | 14.81 | 8 | |

54

(%66.66)

(%19.44)

(%33.33)

(%38.89)

%33.33

(%8.33)

(%44.45)

%50

.(%5.55)

.....

:

(52)

| % | | % | | % | | % | | |
|--------------|-----------|--------------|-----------|--------------|-----------|--------------|----------|--|
| 2.78 | 1 | 0 | 0 | 100 | 1 | 0 | 0 | |
| 36.11 | 13 | 46.15 | 6 | 7.69 | 1 | 46.15 | 6 | |
| 13.89 | 5 | 20 | 1 | 60 | 3 | 20 | 1 | |
| 0 | 0 | 0 | 0 | 0 | 0 | 0 | 0 | |
| 0 | 0 | 0 | 0 | 0 | 0 | 0 | 0 | |
| 5.55 | 2 | 100 | 2 | 0 | 0 | 0 | 0 | |
| 0 | 0 | 0 | 0 | 0 | 0 | 0 | 0 | |
| 0 | 0 | 0 | 0 | 0 | 0 | 0 | 0 | |
| 2.78 | 1 | 100 | 1 | 0 | 0 | 0 | 0 | |
| 11.11 | 4 | 25 | 1 | 50 | 2 | 25 | 1 | |
| 2.78 | 1 | 0 | 0 | 100 | 1 | 0 | 0 | |
| 19.45 | 7 | 0 | 0 | 100 | 7 | 0 | 0 | |
| 5.55 | 2 | 50 | 1 | 50 | 1 | 0 | 0 | |
| 100 | 36 | 33.33 | 12 | 44.44 | 16 | 22.22 | 8 | |

%44.44

%22.22

%33.33

%36.11

"

":

"

"

"

"

.....

. " " " "
%19.45 -

" 44 : " ":
%13.89 -

.
%9.09 -

:
" "

" "

" ":

%33.33

%44.44

%22.22

.....

: 3-2

: 1-3-2

(53)

| % | | % | | |
|------------|------------|-------------|-----------|--------------------------------|
| 14.28 | 24 | 12.5 | 3 | 11/ 431 1 :(1) 3022 . 2010 |
| 14.28 | 24 | 12.5 | 3 | 12/ 1431 2 :(2) 3023 .2010 |
| 14.28 | 24 | 8.33 | 2 | 22/ 1431 12 :(3) 2010 |
| 14.28 | 24 | 12.5 | 3 | 23/ 1431 13:(4) 3034 .2010 |
| 14.28 | 24 | 19.05 | 4 | 21:(5) 3042 . 2010 31/ 1431 |
| 14.28 | 24 | 19.05 | 4 | 1/ 1431 22:(6) 3043 .2010 |
| 14.28 | 24 | 8.33 | 2 | 9 / 1431 30:(7) 3051 .2010 |
| / | / | / | / | :8 |
| 100 | 168 | 12.5 | 21 | |

:

- -

" " :

.....

:

()

(*)

(47)

: 2-3-2

(54)

| % | | % | | % | | |
|--------------|-----------|--------------|----------|--------------|-----------|--|
| 22.27 | 06 | 00 | 00 | 100 | 06 | |
| 25.92 | 07 | 00 | 00 | 100 | 07 | |
| 22.27 | 06 | 100 | 06 | / | / | |
| 25.92 | 08 | / | / | 100 | 08 | |
| 100 | 27 | 22.22 | 6 | 77.78 | 21 | |

_____ (*)

" "

.....

-1

: _____ 1-1

(55)

| % | | |
|-------|----|--|
| 16.67 | 05 | |
| 30 | 09 | |
| 53.33 | 16 | |
| 100 | 30 | |

%53.33

. %16.67

%30

.....

: 1-1-1

(56)

| | | |
|------------|-----------|--|
| % | | |
| 00 | 00 | |
| 20 | 01 | |
| 20 | 01 | |
| 00 | 00 | |
| 40 | 02 | |
| 00 | 00 | |
| 00 | 00 | |
| 20 | 01 | |
| 00 | 00 | |
| 00 | 00 | |
| 00 | 00 | |
| 100 | 05 | |

" :

"

"

"

" :

"

"

"

"

"

"

"

"

"

"

"

"

"

"

"

"

"

"

"

"

"

.....

: 2-1-1

(57)

| % | | |
|------------|----------|--|
| 100 | 09 | |
| 00 | 00 | |
| 00 | 00 | |
| 00 | 00 | |
| 00 | 00 | |
| 00 | 00 | |
| 100 | 9 | |

:

.....
: 3-1-1

(58)

| | | |
|------------|-----------|--|
| % | | |
| 50 | 08 | |
| 00 | 00 | |
| 00 | 00 | |
| 00 | 00 | |
| 00 | 00 | |
| 00 | 00 | |
| 00 | 00 | |
| 00 | 00 | |
| 00 | 00 | |
| 00 | 00 | |
| 50 | 08 | |
| 00 | 00 | |
| 00 | 00 | |
| 00 | 00 | |
| 00 | 00 | |
| 00 | 00 | |
| 00 | 00 | |
| 100 | 16 | |

.....

: _____ **2-1**

: _____ **1-2-1**

(59)

| | | |
|------------|----------|--|
| % | | |
| 00 | 00 | |
| 100 | 02 | |
| 00 | 00 | |
| 00 | 00 | |
| 00 | 00 | |
| 100 | 2 | |

.....

:

2-2-1

(60)

| | | |
|------------|-----------|-----|
| % | | |
| 30.43 | 07 | |
| 30.43 | 07 | |
| 00 | 00 | |
| 00 | 00 | |
| 00 | 00 | |
| 00 | 00 | |
| 8.69 | 02 | |
| 13.04 | 03 | () |
| 17.39 | 04 | |
| 100 | 23 | |

%17.39

%30.43

%13.04

()

%8.69

.....

: _____
 : _____ **:3-1**
 (61)

| | | | | | | |
|--------------|-----------|--------------|----------|--------------|-----------|--|
| | | | | | | |
| | | | | | | |
| % | | % | | % | | |
| 57.89 | 11 | 00 | 00 | 100 | 11 | |
| 42.11 | 08 | 00 | 08 | 100 | 00 | |
| 00 | 00 | 00 | 00 | 00 | 00 | |
| 00 | 00 | 00 | 00 | 00 | 00 | |
| 100 | 19 | 42.11 | 8 | 57.89 | 11 | |

%42.11

:

%57.89

% 21.05

:

%.%15.79

.....

: _____ **4-1**

(62)

| | | |
|------------|------------|--|
| % | | |
| 7.04 | 10 | |
| 83.09 | 118 | |
| 9.86 | 14 | |
| 100 | 142 | |

%83.09

%9.86

% 7.04

.....
: _____ **1-4-1**

(63)

| % | | |
|------------|-----------|--|
| 00 | 00 | |
| 70 | 07 | |
| 30 | 03 | |
| 00 | 00 | |
| 100 | 10 | |

10

(%70)

3

.....
: _____ **2-4-1**

(64)

| % | | |
|------------|------------|--|
| 6.78 | 08 | |
| 00 | 00 | |
| 0.85 | 01 | |
| 51.69 | 61 | |
| 21.19 | 25 | |
| 19.49 | 23 | |
| 00 | 00 | |
| 00 | 00 | |
| 00 | 00 | |
| 100 | 118 | |

.....

%51.69

" :

%21.19

"

%19.49

%0.85 %6.78

(1)

: 3-4-1

(65)

| | | |
|------------|-----------|--|
| % | | |
| 7.14 | 01 | |
| 00 | 00 | |
| 00 | 00 | |
| 00 | 00 | |
| 35.71 | 05 | |
| 00 | 00 | |
| 00 | 00 | |
| 57.14 | 08 | |
| 100 | 14 | |

/ 1431 18

"

:"

-(1)

21: 2981 2010-9-1

.....
- -
% 35.71

2

: 1-2

(66)

| % | | |
|------------|-----------|--|
| 20.59 | 07 | |
| 23.53 | 08 | |
| 2.94 | 01 | |
| 26.47 | 09 | |
| 8.82 | 03 | |
| 00 | 00 | |
| 14.70 | 05 | |
| 2.94 | 01 | |
| 100 | 34 | |

:
(%20.59)

(%23.53)

(%26.47)

%8.82

%14.70

%2.94

.....

: 2-2

: 1-2-2

(67)

| % | | % | | % | | % | | |
|------------|-----------|-----------|-----------|-----------|-----------|-----------|-----------|--|
| 00 | 00 | 00 | 00 | 00 | 00 | 00 | 00 | |
| 100 | 10 | 00 | 00 | 80 | 08 | 20 | 02 | |
| 100 | 10 | 00 | 00 | 80 | 08 | 20 | 02 | |

%80

%20

.....

: _____ **2-2-2**

(68)

| % | | % | | % | | |
|--------------|-----------|--------------|-----------|-------------|-----------|---|
| 18.18 | 02 | 100 | 02 | / | / | |
| 72.73 | 08 | 100 | 08 | 00 | 00 | |
| 9.09 | 01 | 00 | 00 | 100 | 01 | - |
| 100 | 11 | 90.91 | 10 | 9.69 | 01 | - |

" "

" " - -

(1)" :

17 1431 04 2967

" : - (1)

.19: 2010

.....

: 3-2

: 1-3-2

(69)

| % | | % | | | | | |
|------------|------------|-------------|-----------|------|-------|------|--------|
| 12.5 | 24 | 8.33 | 01 | 17 | 1431 | 4 | 01 |
| | | | | | 2967 | | .2010 |
| .125 | 24 | 4.17 | 01 | 19/ | 1431 | 6 | 2 |
| | | | | | | | . 2010 |
| 12.5 | 24 | 4.17 | 01 | 21 | 1431 | 8 | : 03 |
| | | | | | | | . 2010 |
| 12.5 | 24 | 4.17 | 01 | 22 | 1431 | 9 | 04 |
| | | | | | | | .2010 |
| 12.5 | 24 | 4.17 | 01 | 1431 | 17 | 05 | |
| | | | | | .2010 | 30 | |
| 12.5 | 24 | 4.17 | 01 | 1 | 1431 | 18 | 06 |
| | | | | | | 2981 | .20 7 |
| 12.5 | 24 | 4.17 | 01 | 1431 | 27 | 07 | |
| | | | | | .2010 | 10 | |
| 12.5 | 24 | 4.17 | 01 | 11 | 1431 | 28 | 08 |
| | | | | | | | .2010 |
| 100 | 192 | 5.21 | 10 | | | | |

-

1.25 -

" "

.....

- -

%5.21

: 2-3-2

(70)

| | % | % | | % | | |
|------------|-----------|-----------|-----------|------------|-----------|--|
| 00 | 00 | / | / | / | / | |
| 80 | 08 | 00 | 00 | 00 | 8 | |
| 00 | 00 | / | / | / | / | |
| 20 | 02 | / | / | 100 | 2 | |
| 100 | 10 | 00 | 00 | 100 | 10 | |

.....

:

-

-1

: 1-1

(71)

| % | | / |
|------------|------------|---|
| 10.51 | 47 | |
| 69.80 | 312 | |
| 19.69 | 88 | |
| 100 | 447 | |

%19.69

% 69.80

%10.51

: 1-1-1

(72)

| % | | / |
|-------|----|---|
| 2.13 | 01 | |
| 25.53 | 12 | |
| 63.83 | 30 | |
| 00 | 00 | |
| 2.13 | 01 | |
| 00 | 00 | |
| 00 | 00 | |
| 2.13 | 01 | |
| 00 | 00 | |

.....

| | | |
|------------|-----------|--|
| 4.25 | 02 | |
| 00 | 00 | |
| 100 | 47 | |

12 % 63.83
 : 2 1 % 25.53

: 2-1-1
 (73)

| | | |
|------------|------------|--|
| % | | |
| 68.91 | 215 | |
| 26.60 | 83 | |
| 0.32 | 01 | |
| 4.71 | 13 | |
| 100 | 312 | |

%68.91 215
 %26.10

%4.17

.....
: 3-1-1

(74)

| % | | |
|------------|-----------|--|
| 5.68 | 5 | |
| 7.95 | 7 | |
| 00 | 00 | |
| 25 | 22 | |
| 00 | 00 | |
| 1.14 | 1 | |
| 00 | 00 | |
| 1.14 | 1 | |
| 00 | 00 | |
| 12.5 | 11 | |
| 5.68 | 5 | |
| 11.36 | 10 | |
| 00 | 00 | |
| 00 | 00 | |
| 13.64 | 12 | |
| 13.64 | 12 | |
| 00 | 00 | |
| 00 | 00 | |
| 2.27 | 02 | |
| 100 | 88 | |

% 25

%**13.64**

%12.5

.....

%7.95 %11.36

%3 %5.68

(%1.14) (%2.27) :

- -

:

: 2-1

: 1-2-1

(75)

| % | | / |
|------------|-----------|---|
| 15.15 | 5 | |
| 3.03 | 1 | |
| 33.33 | 11 | |
| 6.06 | 2 | |
| 42.42 | 14 | |
| 100 | 33 | |

%42.42

%33.33

%15.15

.% 3.03

()

.....

.%15.15

: 2-2-1

(76)

| | | |
|------------|------------|---|
| % | | / |
| 37.14 | 39 | |
| 25.72 | 27 | |
| 00 | 00 | |
| 2.86 | 2 | |
| 00 | 00 | |
| 1.9 | 3 | |
| 00 | 00 | |
| 00 | 00 | |
| 32.38 | 34 | |
| 100 | 105 | |

% 32.38

%37.14

%25.72

%2.86

%1.9

.....
: 3-1

(77)

| % | | % | | % | | % | | |
|------------|-----------|--------------|-----------|--------------|-----------|--------------|-----------|--|
| 10.53 | 10 | 00 | 00 | 80 | 8 | 20 | 2 | |
| 10.53 | 10 | 70 | 7 | 30 | 3 | 00 | 00 | |
| 70.52 | 67 | 21.43 | 21 | 37.5 | 21 | 41.07 | 25 | |
| 00 | 00 | 00 | 00 | 00 | 00 | 00 | 00 | |
| 8.42 | 8 | 00 | 00 | 00 | 00 | 100 | 8 | |
| 100 | 95 | 29.47 | 28 | 33.68 | 32 | 36.84 | 35 | |

"

%70.52

"

%10.52

.%8.42

.....
: 4-1

(78)

| % | | |
|------------|------------|--|
| 26.57 | 110 | |
| 48.79 | 202 | |
| 24.64 | 102 | |
| 100 | 414 | |

%48.79

" " %26.57

%24.64

: **1-4-1**

(79)

| % | | |
|------------|------------|--|
| 6.36 | 7 | |
| 35.45 | 39 | |
| 36.36 | 40 | |
| 21.82 | 24 | |
| 100 | 110 | |

.....

%36.36 ...

%35.45

%21.82

. % 6.36

: **2-4-1**

(80)

| % | | |
|------------|------------|--|
| 3.47 | 07 | |
| 1.98 | 04 | |
| 10.61 | 24 | |
| 00 | 00 | |
| 63.86 | 129 | |
| 20.30 | 41 | |
| 6.93 | 14 | |
| 3.47 | 07 | |
| 00 | 00 | |
| 100 | 226 | |

%63.86

.....

(1)»

": :

(2)»

":

%10.61

%20.30

.

%04

%6.93

:

: 3-4-1

(81)

| | | |
|------------|------------|---|
| % | | / |
| 5.88 | 06 | |
| 58.82 | 60 | |
| 6.86 | 07 | |
| 00 | 00 | |
| 00 | 00 | |
| 28.43 | 29 | |
| 00 | 00 | |
| 100 | 102 | |

.11: 13250 2010 23 1431 13 _____ - (1)

.11: 13258 2010 1 1431 22 _____ - (2)

.....

%28.43

% 58.82

":

%6.86

" "

":

%5.88 "

"

" "

:

2

:

1-2

(82)

| % | | |
|------------|------------|--|
| 18.48 | 39 | |
| 23.22 | 49 | |
| 7.11 | 15 | |
| 19.43 | 41 | |
| 0.95 | 02 | |
| 0.47 | 01 | |
| 8.53 | 18 | |
| 19.43 | 41 | |
| 2.37 | 5 | |
| 100 | 211 | |

%23.22

%18.48

%19.43

%7.11

%8.53

.....

: %3

: 2-2

: 1-2-2

(83)

| % | | % | | % | | % | | |
|--------------|-----------|-------|-----------|------|-----------|-------|-----------|--|
| 85.71 | 30 | 53.33 | 16 | 3.33 | 01 | 43.33 | 13 | |
| 14.29 | 05 | 80 | 04 | 00 | 00 | 20 | 01 | |
| 100 | 35 | 57.14 | 20 | 2.86 | 1 | 40 | 14 | |

35

%85.71

%14.29

. %40

%57.14

:

(84)

| % | | % | | % | | % | | |
|------------|----------|-----------|----------|-----------|-----------|-----------|----------|--|
| 40 | 2 | 100 | 02 | 00 | 00 | 00 | 00 | |
| 00 | 00 | 00 | 00 | 00 | 00 | 00 | 00 | |
| 00 | 00 | 00 | 00 | 00 | 00 | 00 | 00 | |
| 00 | 00 | 00 | 00 | 00 | 00 | 00 | 00 | |
| 00 | 00 | 00 | 00 | 00 | 00 | 00 | 00 | |
| 00 | 00 | 00 | 00 | 00 | 00 | 00 | 00 | |
| 00 | 00 | 00 | 00 | 00 | 00 | 00 | 00 | |
| 00 | 00 | 00 | 00 | 00 | 00 | 00 | 00 | |
| 00 | 00 | 00 | 00 | 00 | 00 | 00 | 00 | |
| 00 | 00 | 00 | 00 | 00 | 00 | 00 | 00 | |
| 00 | 00 | 00 | 00 | 00 | 00 | 00 | 00 | |
| 20 | 1 | 100 | 01 | 00 | 00 | 00 | 00 | |
| 00 | 00 | 00 | 00 | 00 | 00 | 00 | 0 | |
| 00 | 00 | 00 | 00 | 00 | 00 | 00 | 00 | |
| 20 | 01 | 00 | 00 | 00 | 00 | 100 | 01 | |
| 20 | 1 | 100 | 01 | 00 | 00 | 00 | 00 | |
| 100 | 5 | 80 | 4 | 00 | 00 | 20 | 1 | |

:

-

-

.....

: 3-2

: 1-3-2

(85)

| % | | % | | |
|------------|------------|-------------|-----------|-----------------|
| 14.28 | 24 | 4.16 | 01 | 13240 :01 |
| 14.28 | 24 | 8.33 | 02 | 13241 :02 |
| 14.28 | 24 | 8.33 | 02 | 13249 :03 |
| 14.28 | 24 | 12.5 | 03 | 13250 :04 |
| 14.28 | 24 | 4.17 | 01 | 13257 .2010 :05 |
| 14.28 | 24 | 4.17 | 01 | 13258 :06 |
| 14.28 | 24 | 4.17 | 01 | 13265 :07 |
| 14.28 | 24 | 00 | 00 | :08 |
| 100 | 168 | 6.54 | 11 | |

- -

1.3

" "

" " ...

.....

"

"

"

"

"

"

: 2-3-2

(86)

| % | | % | | % | | |
|--------------|-----------|--------------|-----------|--------------|-----------|--|
| 00 | 00 | 00 | 00 | 00 | 00 | |
| 26.09 | 06 | 00 | 00 | 100 | 06 | |
| 26.09 | 06 | 100 | 06 | 00 | 00 | |
| 47.83 | 11 | 00 | 00 | 100 | 11 | |
| 100 | 23 | 26.09 | 06 | 73.91 | 17 | |

)

(

%47.83

.....

:

- -

" "

" :

%0.08

3.5

5

"

" "

.

.....

:

:

631

%42.78

-

" :

%23.30

" :

(1)"

(3) "

" :

(2) "

%14.10

%13.79

| | | | | | | |
|-----|-------|-------|---------|----------|-----------|------|
| | | | .2010: | 6084 | _____ : | _(1) |
| 11: | 3043: | 2010 | 1/ 1431 | 22 | _____ : | _(2) |
| | .11: | 13241 | 2010 | 12/ 1431 | 2 _____ : | _(3) |

.....

(1) "

" :

" :

)"

" :

(2)"

(185

(3)"

" :

" :

(4) "

"

"

"

"

%64.94

% 40.61

%2.83

()

.19: 6085 2010 12 / 1431 2 : ___-(1)

.19: ___-(2)

1 / 1431 22 " : ___-(3)

.19: 3043 2010

. 11 : 13257 2010 31 / 1431 21 ___ " ___-(4)

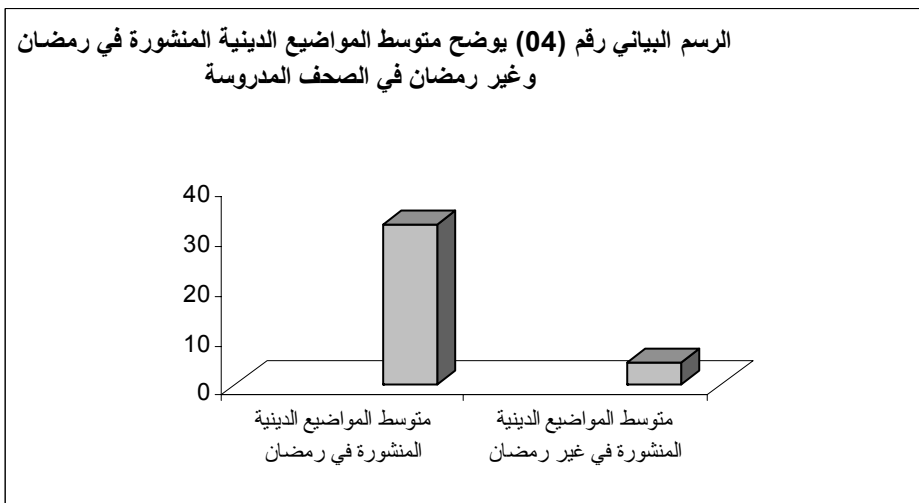
.....

:

| | | |
|------|-----|------|
| () | 1.4 | 1475 |
| | - | - |
| | - | - |
| 1346 | 129 | |

(87)

| | | | |
|---|------|-------|--|
| | | | |
| 5 | 7.7 | 19.57 | |
| 0 | 1.25 | 3.12 | |



.....

()

(1)

"

(2)

%3.20

(1991/03/25)

(1)

% 23.6

(2) %26.63 2008

"

"

.82 :

: _ (1)

.82: _ (2)

112 : : _ (1)

2008 _ (2)

.2008/08/13 :

.....

1431 26 :

54

%41.86

%88.09 : 37

()

124

%56.88

%18.8

"

"

(5)"

":

(3)

%12.84

:

%8.25

6084 2010 11/ 1431 1 _____ " : _____⁽³⁾

.18:

.11: 13257 2010 31/ 1431 21 : _____⁽⁵⁾

.....

.(... .)
.%3.21

()
: " "
" " " :

)

(:

111 %77.48 86
%8.11 %3.60
(*)

%90

()
:

(%16.28) (%17.15)
.(%15.99)

" " : (*)

.....

" : (2010 / 1431)

(1) "

"

(2) "

- -
.

" "

(*)

:

_____ "
: _ (1)

. 2011 11 : 1 "

<http://www.echouroukonline.com/ara/culture/64092.html>

.2 : _ (2)

" : _____ _ (*)

544 2011 24-18 "

...

.2011 24 :

<http://www1.albassair.org/modules.php?name=News&file=article&sid=325>

":

(1) "

"

":

(1)(2011)

(2) (2010)

":

(2011)

."

3) "

"

"

(2000 8)

(2009

(2008 5) "

" "

% 58.46

()

2011 24 : 1: 9548 2002 25 : - (1)
<http://www.aawsat.com/details.asp?section=17&article=84687&issueno=8459>

. 2011 24 - (2)
[http:// www.marwakf-dz.org](http://www.marwakf-dz.org)

2011 24 : <http://www.sabilnet.com> - (3)

.....

(1)

.%14.74

(%19.55)

%35.52

: " :

(2) "

" :

(3)"

" " " "

(4) "

" :

" (5) "

" :

(6)"

(%15.60)

%25.94

%41.24

.38: 2003 : _ (1)

.19: 6095 2010 22 / 1431 12 _____ _ (2)

.19: 13265 2010 9/ 1431 30 _____ _ (3)

.2: 3034 2010 23/ 1431 13 _____ _ (4)

.22: 6113. 2010 9 1431 30 _____ _ (5)

. 20: 6105: 2010 01 / 1431 22 _____ _ (6)

.....

" (7) "

(8)"

" :

(9) "

(10)"

%32.55

- -

- -

(88)

| | | | | | |
|--------------|------|-----|-----|-----|--|
| | | | | | |
| % | | | | | |
| 15.45 | 388 | 110 | 58 | 220 | |
| 58.86 | 1478 | 226 | 339 | 913 | |
| 26.04 | 645 | 102 | 141 | 402 | |
| 100 | 2511 | | | | |

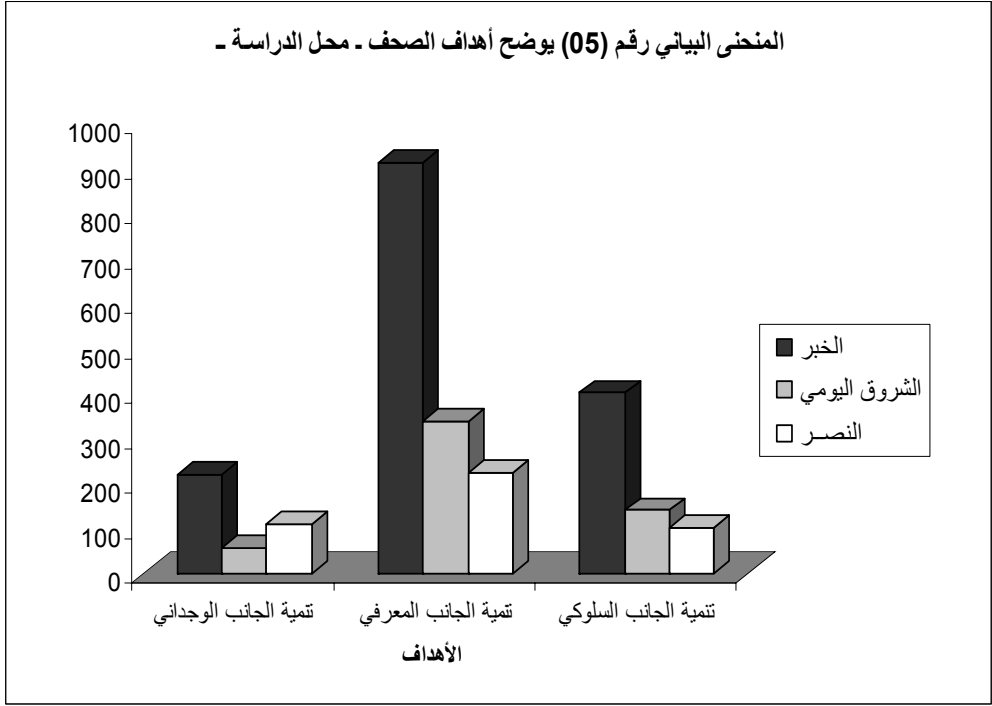
.21: 6084 2010 11 1431 1 _____(7)

.11: 2010 23 1431 13 _____(8)

.19: 13265 _____(9)

.9: 2010 23/ 1431 13 _____(10)

:



()

%44.86

%20.02

)

:

%8.96

%14.31

(

:

%2

% 8.69

.....

%0.26

%1.84

(1)

%66.45

101

46

%30.26

(39)

%3.29

26)

(34)

(9)

(12)

(

(2)

.14-11: 2006

: _⁽¹⁾

:

_⁽²⁾

.140: 1992

.....

%26.8

" "

- -

- -

(1)

15

%17.65

%27.45

%10.46

: - -

)

. (

"

.301-300:

_(1)

.....

(2)''

''

''

...

(*)

%37.84

()

''

(1)''

'' :

(3)''

'' (2) ''

'' ''

.11:

_(2)

_(*)

.15: 3022 2010 11/ 1431 1

_(1)

2010 9 / 1431 30 _____ ''

'' :_(2)

.26: 6113

.12: 13252 2010 23 1431 13 _____

_(3)

.....

" "

%22.97

17

15

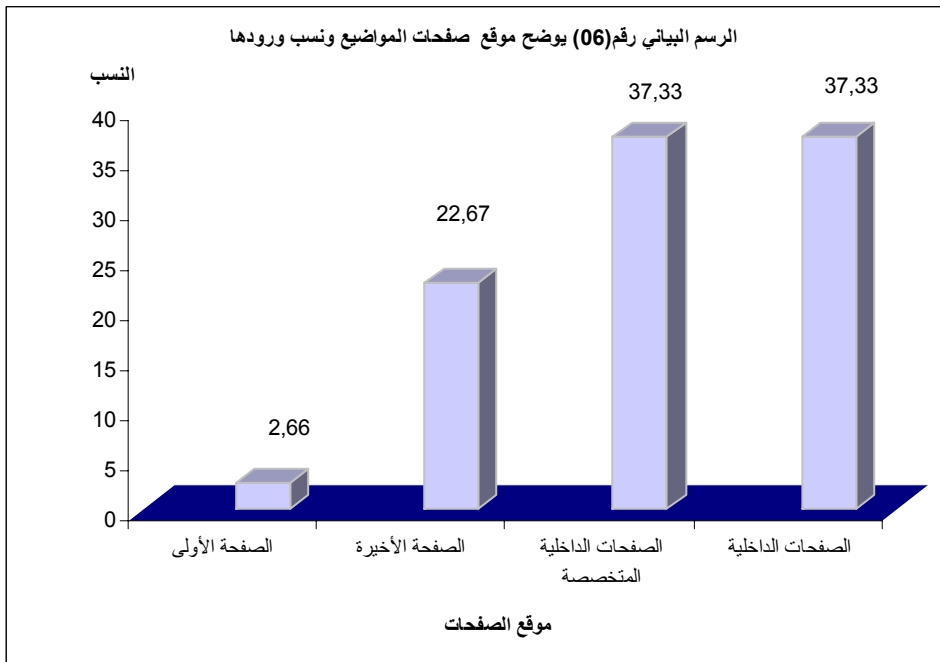
" "

()

- -

(89)

| % | | |
|------------|-----------|--|
| 2.66 | 2 | |
| 22.67 | 17 | |
| 37.33 | 28 | |
| 37.33 | 28 | |
| 100 | 75 | |



الفصل الرابع

:

:

:

:

:

:

:

..... :

(260)

: :

: /1/1

(89)

| | 125= | | | | | 135=(*) | | | |
|------------|--------------|--------|--------------|------|-----|--------------|------|-----|--|
| | % | . | % | | | % | (**) | | |
| 9 | 3.14 | 372 | 3.49 | 216 | 54 | 2.76 | 156 | 39 | |
| 1 | 25.31 | 3000 | 23.43 | 1452 | 121 | 27.35 | 1548 | 129 | |
| 2 | 21.99 | 2607 | 20.59 | 1276 | 116 | 23.52 | 1331 | 121 | |
| 12 | 0.75 | 89 | 0.87 | 54 | 54 | 0.62 | 35 | 35 | |
| 7 | 5.62 | 666 | 6.29 | 390 | 65 | 4.88 | 276 | 46 | |
| 6 | 6.61 | 784 | 7.12 | 441 | 63 | 6.06 | 343 | 49 | |
| 3 | 11.22 | 1330 | 10.65 | 660 | 66 | 11.84 | 670 | 67 | |
| 10 | 2.33 | 276 | 2.57 | 159 | 53 | 2.07 | 117 | 39 | |
| 8 | 3.96 | 470 | 4.68 | 290 | 58 | 3.18 | 180 | 36 | |
| 5 | 7.76 | 920 | 8.39 | 520 | 65 | 7.07 | 400 | 50 | |
| 4 | 9.79 | 1161 | 10.46 | 648 | 72 | 9.07 | 513 | 57 | |
| 11 | 1.52 | 180 | 1.45 | 90 | 45 | 1.59 | 90 | 45 | |
| 100 | | 55 118 | 52.26 | 6196 | 832 | 47.74 | 5659 | 713 | |

" " _ (*)

" " " " _ (**)

..... :

| | | |
|----|---------|----------------------|
| | 13.74 = | ² |
| 11 | | 19.67 = ² |

%27.35

%25.31

% 23.43

. % 20.59

% 23.52 :

% 20.59

⁽¹⁾(2009 30)

741

⁽²⁾(2009 14)

⁽³⁾

2010

4530810:

(*)

(IMMAR)

2500

(2010)

(% 37.7)

:

9.3)

(%10.4)

(% 25.4)

(% 27)

(% 8.8)

(%

⁽⁴⁾ (% 8.2)

.2011 16 :

2009 31 740 :

-(1)

<http://www.medias-algerie.com/?p=614>

2011-11-16:

1:

:

-(2)

<http://www.echoroukonline.com/ara/divers/44340.html>

201 11 16 : .1: 2011 09 01

-(3)

<http://www.elkhabar.com/ar/autres/press/263620.html>

1999

" " " " - (*)

05

: _____ :

. 11 : 2895 2010

..... :

(1) % 30.7

% 49.8

()

% 11.84 % 10.65

% 10.65

% 9.07

% 10.46

% 9.79

% 8.39

%7.07

%7.76

% 6.61

% 7.12

% 6.06

% 6.29

% 4.88

%5.62

% 4.68

%3.18

%3.96

%3.49

% 2.76

% 3.14

% 1.52

% 2.57

%2.07

% 2.33

:

: le soir d'Algérie

% 0.75

²

%1.45

%0.62 :

=)

²

11

(19.67=)

²

(13.74

.%95

5 _____ "

_____ " (1)

. 12 : , 2895 , 2010

. 12 : (2)

..... :

:

2/1

(90)

| | | | 128= | | 105= | | 28= | | 6= | | |
|-----------|--------------|-------|--------------|------|--------------|------|--------------|------|--------------|-----|--|
| | % | . | % | . | % | . | % | . | % | . | |
| 9 | 3.14 | 372 | 3.45 | 200 | 2.70 | 120 | 3.45 | 48 | 1.9 | 4 | |
| 1 | 25.31 | 3000 | 23.99 | 1392 | 27.24 | 1212 | 23.26 | 324 | 34.29 | 72 | |
| 2 | 21.99 | 2607 | 21.04 | 1221 | 23.74 | 1056 | 19.74 | 275 | 26.19 | 55 | |
| 12 | 0.75 | 89 | 0.78 | 45 | 0.7 | 31 | 0.86 | 12 | 0.48 | 1 | |
| 7 | 5.62 | 666 | 5.48 | 318 | 5.53 | 246 | 6.89 | 96 | 2.86 | 6 | |
| 6 | 6.61 | 784 | 6.76 | 392 | 5.98 | 266 | 8.54 | 119 | 3.33 | 7 | |
| 3 | 11.22 | 1330 | 12.06 | 700 | 10.34 | 460 | 10.77 | 150 | 9.52 | 20 | |
| 10 | 2.33 | 276 | 2.43 | 141 | 2.09 | 93 | 2.8 | 39 | 1.43 | 3 | |
| 8 | 3.96 | 470 | 4.14 | 240 | 3.6 | 160 | 4.31 | 60 | 4.76 | 10 | |
| 5 | 7.76 | 920 | 8.13 | 472 | 7.19 | 320 | 8.61 | 120 | 3.81 | 8 | |
| 4 | 9.79 | 1161 | 10.24 | 594 | 9.51 | 423 | 9.05 | 126 | 8.75 | 18 | |
| 11 | 1.52 | 180 | 1.52 | 88 | 1.39 | 62 | 1.72 | 24 | 2.86 | 6 | |
| 100 | | 11855 | 48.95 | 5803 | 37.53 | 4449 | 11.75 | 1393 | 1.77 | 210 | |

$$33 = \quad 43.77 = \quad ^2 \quad 12.80 = \quad ^2$$

..... :

: (43.77=) ² (12.80=) ² .%95

%9.52

(%3.33) (%3.81) . % 4.76 % 8.75
(%1.43) (%1.9) (%2.86)
. %0.48

%10.77

% 8.61 % 9.05

(% 4.31) %6.89 % 8.54
(% 0.86) (% 1.72) (% 2.8) (% 3.45)

% 9.51

% 10.34

(%2.7) %3.6 % 5.53 % 5.98 (%7.19)
(%0.7) (%1.39) (%2.09)

(% 12.06)

(% 8.13) (%10.24)

(% 6.76)

(2.43) (%3.45) (% 4.14) (% 5.48)
(%0.78) (%1.52)

..... :

: -2

: 1-2

(91)

| % | | % | | % | | |
|-------|-----|--------|-----|---------|-----|---|
| 43.46 | 113 | 58.40 | 73 | 29.63 | 40 | |
| 40.00 | 104 | 33.60 | 42 | 45.93 | 62 | |
| 12.31 | 32 | 6.4 | 08 | 17.78 | 24 | |
| 3.46 | 09 | 0.8 | 01 | 5.93 | 08 | |
| 0.77 | 02 | 0.8 | 01 | 0.74 | 01 | |
| 100 | 260 | 48.08 | 125 | 51.92 | 135 | |
| DF= 4 | | 0.05 | | 26.84 = | | 2 |
| | | . % 95 | | 9.48 = | | 2 |

%43.46

%40

%29.63

%45.93

%58.40

2

%33.60

2

9.48

2

26.84

2

...

()

..... :

% 43,46

%12,31

% 55,77

" "

% 40

% 95,77

()

:

:

)

(

)

(

"

⁽¹⁾%49,7

% 30,49

"()

%20,7

⁽²⁾ %28,05

% 90

⁽³⁾

"

"

)

(

.121:

_(1)

182 : 1984

()

-(2)

.183 :

-(3)

..... :

(1)

()

%20

:

%18

.()⁽²⁾

% 76

)

:

()

%31.5

(

(3)

%60

(

)

%24.93

745

(4)

(

)

(5)

.376 374 :

- (1)

. 374,376 :

_ (2)

_ (3)

.67 : 2009/2008

.31:

_ (4)

7:

:

_ (5)

..... :

:

2-2

(92)

| % | | % | | % | | % | | % | | | |
|-------|-----|-------|-----|-------|-----|-------|----|-----------|----|---|--|
| 43.46 | 113 | 48.78 | 60 | 36.19 | 38 | 50 | 13 | 33.33 | 02 | | |
| 40.38 | 105 | 33.33 | 41 | 48.57 | 51 | 34.62 | 09 | 66.67 | 04 | | |
| 11.92 | 31 | 11.38 | 14 | 12.38 | 13 | 15.38 | 04 | 00 | 00 | | |
| 3.46 | 09 | 5.69 | 07 | 1.9 | 02 | 00 | 00 | 00 | 00 | | |
| 0.77 | 02 | 0.81 | 01 | 0.95 | 01 | 00 | 00 | 00 | 00 | | |
| 100 | 260 | 47.31 | 123 | 40.38 | 105 | 10 | 26 | 2.31 | 06 | | |
| | | . 12 | | | | 1.78= | | 2 12.75 = | | 2 | |

% 50 % 48,70 " "

% 34,62 % 33,33 " "

. % 15,38 % 11,38 " "

% 66,67 % 48,57

% 33,33 % 36,19

. : % 12,38

% 84,97

..... :

(% 84,97)
% 15,38
% 23,76

% 83,33

)

(

(1)

(2)

2

1.78

2

12.75

2

.% 95

12

:

99 : 1999

. 240 :

- 281 -

_____ : (1)

(17)

(2)

..... :

: -3

: 1-3

(93)

| % | | % | | % | | |
|--------------|--------|--------------|-----|--------------|-----|--|
| 60.36 | 204 | 72.11 | 106 | 51.31 | 98 | |
| 22.49 | 76 | 18.37 | 27 | 25.65 | 49 | |
| 4.14 | 14 | 1.36 | 02 | 6.28 | 12 | |
| 3.55 | 12 | 2.72 | 04 | 4.19 | 08 | |
| 1.48 | 05 | 2.72 | 04 | 0.52 | 01 | |
| 2.66 | 09 | 2.04 | 03 | 3.14 | 06 | |
| 5.33 | 18 | 0.68 | 01 | 8.90 | 17 | |
| 100 | (*)338 | 43.49 | 147 | 56.51 | 191 | |

%22.49

%60.36

(%4.19)

%6.28

%8.90

% 3.14

"

"

_*

..... :

(1)

%2.04

"

" :

(2)

% 44

% 56

(% 2.04) "

"

:

2-3

(94)

| % | | % | | % | | % | | % | | |
|--------------|-----|-------|-----|-------|-----|-------|----|-------|----|--|
| 60.36 | 204 | 60.25 | 97 | 58.39 | 80 | 69.7 | 23 | 57.14 | 4 | |
| 22.49 | 76 | 19.25 | 31 | 27.74 | 38 | 15.15 | 5 | 28.57 | 2 | |
| 4.14 | 14 | 3.73 | 06 | 3.65 | 5 | 6.06 | 2 | 14.29 | 01 | |
| 3.55 | 12 | 4.35 | 7 | 2.92 | 4 | 3.03 | 1 | 00 | 00 | |
| 1.48 | 05 | 2.48 | 4 | 0.73 | 1 | 00 | 00 | 00 | 00 | |
| 2.66 | 09 | 4.35 | 7 | 1.45 | 2 | 00 | 00 | 00 | 00 | |
| 5.33 | 18 | 5.59 | 9 | 5.11 | 7 | 6.06 | 2 | 00 | 00 | |
| 100 | 338 | 47.63 | 161 | 40.53 | 137 | 9.76 | 33 | 2.07 | 07 | |

. 193 : 2005

19

-(1)

.117: 2003 4

-(2)

..... :

.(%69.7)

)

(...

% 4,35

(

)

.(1)

%79

:

(

)

.(2)

.(3)

.117:

-(1)

.240 :

(2)

. 240 :

(3)

..... :

(1)

:

-4

:

1-4

(95)

| % | | % | | % | | |
|-------|-----|-------|-----|-------|-----|--|
| 3.85 | 10 | 6.4 | 08 | 1.48 | 02 | |
| 90.77 | 236 | 86.4 | 108 | 94.81 | 128 | |
| 1.15 | 3 | 0.8 | 1 | 1.48 | 2 | |
| 4.23 | 11 | 6.4 | 8 | 2.22 | 3 | |
| 100 | 260 | 48.08 | 125 | 51.92 | 135 | |

%94.81

%86.4

%6.40

.% 1.48

.78 :

(1)

..... :

:

2-4

(96)

| % | | % | | % | | % | | % | | |
|-------|-----|-------|-----|-------|-----|-------|----|------|----|--|
| 3.85 | 10 | 4.20 | 5 | 2.8 | 03 | 3.33 | 01 | 25 | 01 | |
| 90.77 | 236 | 91.6 | 109 | 89.72 | 96 | 93.33 | 28 | 75 | 03 | |
| 1.15 | 3 | 2.52 | 03 | 00 | 00 | 00 | 00 | 00 | 00 | |
| 4.23 | 11 | 1.68 | 2 | 7.48 | 08 | 3.33 | 01 | 0 | 00 | |
| 100 | 260 | 45.77 | 119 | 41.15 | 107 | 11.54 | 30 | 1.54 | 04 | |

%75

(%3.33)

(%93.33)

(% 2.8)

(%7.48)

..... :

: -5

: 1-5

(97)

| | % | . | % | . | % | (*) | |
|---|-------|------|--------------|------|--------------|--------|--------------|
| 4 | 12.99 | 520 | 12.54 | 248 | 13.42 | 272 | |
| 5 | 7.04 | 282 | 6.83 | 135 | 7.25 | 147 | |
| 3 | 18.11 | 725 | 17.7 | 350 | 18.50 | 375 | |
| 6 | 4.6 | 184 | 5.06 | 100 | 4.14 | 84 | |
| 7 | 2.25 | 90 | 2.33 | 46 | 2.17 | 44 | |
| 2 | 23.38 | 936 | 23.67 | 468 | 23.09 | 468 | |
| 1 | 31.64 | 1267 | 31.87 | 630 | 31.43 | 637 | |
| | 100 | 4004 | 49.38 | 1977 | 50.62 | 2027 | |
| | | | | | | 1.71= | ² |
| | | | | | | 12.59= | ² |
| | | | | | | 6 | |

% 31.64

%31.43

%31.64

.()

%23.38

.% 23.38

% 23.09

" " -(*)

..... :

% 17.7 %18.5 %18.11

.()
(%12.99)

(%7.04)

(% 2.25) (%4.6)

2

2-5

(98)

| | % | . | % | . | % | . | % | . | % | * | . |
|----------|--------------|------|--------------|------|--------------|------|--------------|-----|--------------|--------|---|
| 4 | 12.99 | 520 | 13.58 | 256 | 12.46 | 196 | 13.11 | 64 | 6.9 | 4 | |
| 5 | 7.04 | 282 | 7.32 | 138 | 6.68 | 105 | 7.38 | 36 | 5.17 | 3 | |
| 3 | 18.11 | 725 | 16.98 | 320 | 18.44 | 290 | 20.49 | 100 | 25.86 | 15 | |
| 6 | 4.6 | 184 | 4.77 | 90 | 4.20 | 66 | 5.33 | 26 | 3.45 | 2 | |
| 7 | 2.25 | 90 | 2.18 | 41 | 2.16 | 34 | 2.87 | 14 | 1.72 | 1 | |
| 2 | 23.38 | 936 | 23.24 | 438 | 24.03 | 378 | 22.13 | 108 | 20.69 | 12 | |
| 1 | 31.64 | 1267 | 31.94 | 602 | 32.04 | 504 | 28.69 | 140 | 36.21 | 21 | |
| 100 | | 4004 | 47.08 | 1885 | 39.29 | 1573 | 12.19 | 488 | 1.45 | 58 | |
| | | | | | | | | | | 3.68= | 2 |
| | | | | | | | | | | 28.86= | 2 |
| | | | | | | | | | | 18 | |

" . " _(*)

..... :

(%36.21)

%20.69

(%25.86)

()

.()

(% 28.69)

(%20.49)

(% 22.13)

(%2.87)

(% 5.33)

(% 7.38)

(%13.11)

)

(

(%24.03)

(%32.04)

:

(% 4.2)

(%6.68)

(%12.46)

(%18.44)

(%23.24)

(% 31.94)

:

(% 2.16)

(% 4.77)

(%7.32)

(%13.58)

(%16.98)

.(% 2.18)

(28.86)

²

(3.68=)

²

²

..... :

: -6

: 1-6

(99)

| % | | % | | % | | |
|-------|-----|-------|-----|-------|-----|--|
| 32.31 | 84 | 36.29 | 45 | 28.68 | 39 | |
| 45.38 | 118 | 43.55 | 54 | 47.05 | 64 | |
| 21.15 | 55 | 18.55 | 23 | 23.53 | 32 | |
| 1.15 | 03 | 1.61 | 02 | 0.73 | 01 | |
| 100 | 260 | 47.69 | 124 | 52.31 | 136 | |

(98 97)

(99)

(99)

% 20.45 % 14.69

% 43.55

(%47.05)

% 45.38

(% 32.31)

% 36.29

% 28.68

" "

..... :

(*)" "

...

% 22.18

...

%1.21

"

" "

"

"

"

2011

(*)

"

"

..... :

:

2-6

(100)

| | | | | | | | | | | |
|-------|-----|-------|-----|-------|-----|-------|----|-------|----|--|
| | | | | | | | | | | |
| 32.31 | 84 | 28.33 | 34 | 32.41 | 35 | 42.31 | 11 | 66.67 | 04 | |
| 45.38 | 118 | 49.17 | 59 | 45.37 | 49 | 38.46 | 10 | 00 | 00 | |
| 21.15 | 55 | 20.83 | 25 | 22.22 | 24 | 19.23 | 05 | 16.66 | 01 | |
| 1.15 | 03 | 1.67 | 02 | 00 | 00 | 00 | 00 | 16.66 | 01 | |
| 100 | 260 | 46.15 | 120 | 41.54 | 108 | 10 | 26 | 2.31 | 06 | |

%49.17

%45.37

%28.33

%32.41

%22.22 %20.83

%1.67

(%38.46)

(%42.31)

.(%19.23)

..... :

(%16.66)

(% 66.67)

:

7

:

17

(101)

| | % | . | % | . | % | (*) | |
|-----|-------|-------|-------|------|-------|------|--|
| 1 | 17.63 | 2460 | 17.21 | 1224 | 18.06 | 1236 | |
| 4 | 11.54 | 1611 | 11.64 | 828 | 11.44 | 783 | |
| 3 | 13.33 | 1860 | 13.33 | 990 | 12.71 | 870 | |
| 10 | 3.12 | 435 | 3.12 | 228 | 3.02 | 207 | |
| 7 | 7.31 | 1020 | 7.31 | 552 | 6.84 | 468 | |
| 11 | 1.83 | 256 | 1.83 | 138 | 1.72 | 118 | |
| 2 | 15.68 | 2189 | 15.68 | 1078 | 16.23 | 1111 | |
| 5 | 10.20 | 1424 | 10.2 | 744 | 9.93 | 680 | |
| 6 | 8.63 | 1204 | 8.63 | 574 | 9.20 | 630 | |
| 8 | 6.05 | 845 | 6.05 | 425 | 6.14 | 420 | |
| 9 | 4.64 | 648 | 4.61 | 328 | 4.67 | 320 | |
| 12 | 0.04 | 5 | 0.04 | 3 | 0.03 | 2 | |
| 100 | | 13956 | 50.96 | 7112 | 49.04 | 6845 | |

" . "

(*)

..... :

| | | |
|----|--------|---|
| | 2.94= | 2 |
| 11 | 19.67= | 2 |

%17.63

%13.33

%15.68

. % 11.54

(" - ")

.⁽¹⁾(%12.06)

(%17.12)

()

%15.44

.⁽²⁾%15.28

(2006) 1427

)⁽³⁾

(

⁴⁾(%7.83)

%10.20

(% 8.63)

.180 : (1)

.107: (2)

: (3)

.16: (2007 13-11)

.29: 4)

..... :

% 6.05

"

"

(%7.32)

% 6.05

%6.14

% 3.12

% 3.02 % 3.12

"

% 1.83

% 1.72 % 1.83

% 0.04

"

.

2

2

(2.94=)²

.(19.67=)

..... :

:

2 7

(102)

| | % | | % | | % | | % | | % | | |
|------------|--------------|-----------|--------------|----------|--------------|----------|--------------|----------|--------------|--------|---|
| 1 | 17.63 | 2460 | 17.25 | 117 6 | 18.16 | 960 | 16.16 | 264 | 27.4 | 60 | |
| 4 | 11.54 | 1611 | 11.35 | 774 | 11.75 | 621 | 11.57 | 189 | 12.33 | 27 | |
| 3 | 13.33 | 1860 | 12.47 | 850 | 14.19 | 750 | 13.46 | 220 | 18.26 | 40 | |
| 10 | 3.12 | 435 | 3.17 | 216 | 3.06 | 162 | 3.3 | 54 | 1.37 | 3 | |
| 7 | 7.31 | 1020 | 6.78 | 462 | 7.72 | 408 | 8.08 | 132 | 8.22 | 18 | |
| 11 | 1.83 | 256 | 1.88 | 128 | 1.7 | 90 | 2.20 | 36 | 0.91 | 2 | |
| 2 | 15.68 | 2189 | 16.46 | 112 2 | 15.4 | 814 | 14.14 | 231 | 10.05 | 22 | |
| 5 | 10.2 | 1424 | 10.21 | 696 | 10.14 | 536 | 10.28 | 168 | 10.96 | 24 | |
| 6 | 8.63 | 1204 | 9.34 | 637 | 7.68 | 406 | 9 | 147 | 6.39 | 14 | |
| 8 | 6.05 | 845 | 6.45 | 440 | 5.58 | 295 | 6.34 | 105 | 2.28 | 5 | |
| 9 | 4.64 | 648 | 4.58 | 312 | 4.62 | 244 | 5.39 | 88 | 1.83 | 4 | |
| 12 | 0.04 | 5 | 0.06 | 4 | 0.02 | 01 | 00 | 00 | 00 | 00 | |
| 100 | | 1395 7 | 48.84 | 681 7 | 37.88 | 528 7 | 11.71 | 163 4 | 1.57 | 219 | |
| | | | | | | | | | | 13.22= | 2 |
| | | | | | | | | | | 43.77= | 2 |
| | | | | | | | | | | 33 | |

..... :

:

| | | |
|----------|----------|-----------|
| (%7.68) | (%7.72) | (% 10.14) |
| (% 3.06) | (% 4.62) | (% 5.58) |
| . | (% 0.02) | (% 1.7) |
| (% 6.78) | (%9.34) | (% 10.21) |
| (% 4.58) | (% 6.45) | |
| | (%1.88) | (% 3.17) |
| | (%0.06) | |

:

:

2

(13.22=)

2

2

(43.77=)

..... :

: 8

: 1 8

(103)

| % | | % | | % | | |
|--------------|-----|--------------|-----|--------------|-----|---|
| 21.15 | 55 | 32 | 40 | 11.19 | 15 | |
| 11.92 | 31 | 16 | 20 | 8.15 | 11 | |
| 23.46 | 61 | 20.8 | 26 | 25.93 | 35 | |
| 13.08 | 34 | 12 | 15 | 14.07 | 19 | |
| 30.38 | 79 | 19.2 | 24 | 40.74 | 55 | |
| 100 | 260 | 48.08 | 125 | 51.92 | 135 | |
| | | 23.63= | | 2 | | |
| 4 | | | | 9.48= | | 2 |

%30.38

(98)

(%40.74)

(%32)

%20.8

%23.46

% 25.93

..... :

%11.19

% 21.15

% 32

(%14.07)

%13.08

% 11.92

% 19.2

. % 12 " "

%16

:

2- 8

(104)

| % | | % | | % | | % | | % | | |
|-------|-----|-------|-----|-------|-----|-------|----|------|--------|---|
| 21.15 | 55 | 17.21 | 21 | 24.04 | 25 | 32.14 | 09 | 00 | 00 | |
| 11.92 | 31 | 10.66 | 13 | 10.58 | 11 | 25 | 07 | 00 | 00 | |
| 23.46 | 61 | 22.13 | 27 | 23.08 | 24 | 14.29 | 04 | 100 | 06 | |
| 13.08 | 34 | 16.39 | 20 | 11.54 | 12 | 7.14 | 02 | 00 | 00 | |
| 30.38 | 79 | 33.61 | 41 | 30.77 | 32 | 21.43 | 06 | 00 | 00 | |
| 100 | 260 | 46.92 | 122 | 40 | 104 | 10.77 | 28 | 2.31 | 06 | |
| | | | | | | | | | 28.35= | 2 |
| . 12 | | | | | | | | | 21.02= | 2 |

%100

%32.14

(% 24.04)

(% 30.77)

..... :

11.54) (% 23.08) " "

.% 10.58 (%)

%33.61

%22.13 " "

" "

(%32.14)

%17.21 % 16.39

(28.35) ² ² %10.66

(21.02) ²

.

: **9**

: **1 9**

(105)

| % | | % | | % | | |
|-------|-----|-------|-----|-------|-----|-----------|
| 3.46 | 09 | 6.4 | 08 | 0.74 | 01 | |
| 13.08 | 34 | 16.8 | 21 | 9.63 | 13 | |
| 36.15 | 94 | 40.8 | 51 | 31.85 | 43 | |
| 15 | 39 | 14.4 | 18 | 15.56 | 21 | |
| 32.31 | 84 | 21.6 | 27 | 42.22 | 57 | |
| 100 | 260 | 48.08 | 125 | 51.92 | 135 | |
| 04 | | | | | | 16.37 = 2 |
| .005 | | | | | | 9.48= 2 |

..... :

%13.08

%15
%3.46

2

2

2

% 42.22

%21.6

% 40.8

)

%75.63

(

(1)

%20.30

)

(

(

)

(%59.75)

(2)

.183-182:

(1)

.184:

-(2)

..... :

:

2-9

(106)

| % | | % | | % | | % | | % | | |
|-------|-----|-------|-----|-------|-----|-------|----|-------|---------|---|
| 3.46 | 09 | 4.1 | 05 | 3.85 | 04 | 00 | 00 | 00 | 00 | |
| 13.08 | 34 | 9.02 | 11 | 14.42 | 15 | 25 | 07 | 16.67 | 01 | |
| 36.15 | 94 | 39.34 | 48 | 32.69 | 34 | 28.57 | 08 | 66.67 | 04 | |
| 15 | 39 | 13.93 | 17 | 18.27 | 19 | 10.71 | 03 | 00 | 00 | |
| 32.31 | 84 | 33.61 | 41 | 30.77 | 32 | 35.71 | 10 | 16.67 | 01 | |
| 100 | 260 | 46.92 | 122 | 40 | 104 | 10.77 | 28 | 2.31 | 06 | |
| | | | | | | 12 | | | 11.26 = | 2 |
| | | | | | | .05 | | | 21.02= | 2 |

" "

% 35.71

% 30.77

% 33.61

% 16.67

2

% 16.67 % 25

21.02

2

11.26

21

..... :

: :

: -10

: -1-10

(107)

| % | | % | | % | | |
|-------|--------|-------|-----|-------|--------|---|
| 34.79 | 127 | 32.12 | 53 | 37 | 74 | |
| 33.97 | 124 | 36.36 | 60 | 32 | 64 | |
| 16.16 | 59 | 18.18 | 30 | 14.50 | 29 | |
| 6.85 | 25 | 6.67 | 11 | 7 | 14 | |
| 8.22 | 30 | 6.67 | 11 | 9.5 | 19 | |
| 100 | (*)365 | 45.21 | 165 | 54.79 | 200 | |
| | | | | .04 | 2.78 = | 2 |
| | | | | .005 | 9.48= | 2 |

37

%34.79

%33.97

% 32.12

%

% 16.16

%36.36

%32

%14.5

% 18.18

(*)

..... :

30 25

2

(2.78)

2

.% 95

4

(9.48)

:

2-10

(108)

:

| % | | % | | % | | % | | % | | |
|-------|-----|-------|-----|-------|-----|-------|----|-------|---------|---|
| 34.79 | 127 | 35.33 | 53 | 33.22 | 58 | 39.47 | 15 | 16.67 | 01 | |
| 33 | 124 | 35.33 | 53 | 32.16 | 55 | 34.21 | 13 | 50 | 03 | |
| 16.16 | 59 | 18.67 | 28 | 14.04 | 24 | 13.15 | 05 | 33.33 | 02 | |
| 6.85 | 25 | 5.33 | 08 | 8.77 | 15 | 5.26 | 02 | 00 | 00 | |
| 8.22 | 30 | 5.33 | 08 | 11.11 | 19 | 7.89 | 03 | 00 | 00 | |
| 100 | 365 | 41.10 | 150 | 46.85 | 171 | 10.41 | 38 | 1.64 | 06 | |
| | | | | | | | | .12 | 1.52 = | 2 |
| | | | | | | | | .005 | 21.02 = | 2 |

% 18.67

% 35.33

%.% 5.33

..... :

:

-11

:

1-11

:

(109)

| % | | % | | % | | |
|-------|-----|-------|-----|-------|---------|--------------|
| 17.93 | 97 | 16.34 | 42 | 19.37 | 55 | |
| 9.8 | 53 | 11.28 | 29 | 8.45 | 24 | |
| 13.49 | 73 | 12.45 | 32 | 14.44 | 41 | |
| 19.96 | 108 | 22.18 | 57 | 17.96 | 51 | |
| 11.28 | 61 | 8.95 | 23 | 13.38 | 38 | |
| 7.02 | 38 | 6.23 | 16 | 7.75 | 22 | |
| 16.82 | 91 | 17.12 | 44 | 16.55 | 47 | |
| 3.70 | 20 | 5.45 | 14 | 2.11 | 06 | |
| 100 | 541 | 47.50 | 267 | 52.50 | 284 | |
| | | | | 7 | 10.27 = | ² |
| | | | | .005 | = | ² |

..... :

% 17.93 . % 17.96 % 22.18 %19.96
% 19.37 % 16.34
% 16.82

" "

.

" "

.

..... :

:

2-11

(110)

| % | | % | | % | | % | | % | | |
|-------|-----|-------|-----|-------|-----|-------|----|-------|----|----------------------|
| 17.93 | 97 | 19.92 | 49 | 17.02 | 40 | 11.54 | 06 | 25 | 2 | |
| 9.80 | 53 | 11.38 | 28 | 9.36 | 22 | 5.77 | 03 | 00 | 00 | |
| 13.49 | 73 | 13.01 | 32 | 12.34 | 29 | 21.15 | 11 | 12.50 | 01 | |
| 19.96 | 108 | 21.54 | 53 | 17.87 | 42 | 23.08 | 12 | 12.50 | 01 | |
| 11.28 | 61 | 10.57 | 26 | 11.91 | 28 | 7.69 | 04 | 37.5 | 03 | |
| 7.02 | 38 | 4.88 | 12 | 9.36 | 22 | 7.69 | 04 | 00 | 00 | |
| 16.82 | 91 | 15.85 | 39 | 17.45 | 41 | 19.23 | 10 | 12.5 | 01 | |
| 3.70 | 20 | 2.85 | 07 | 4.68 | 11 | 3.85 | 02 | | 00 | |
| 100 | 541 | 45.47 | 246 | 43.44 | 235 | 9.61 | 52 | 1.48 | 08 | |
| | | | | | | | | 21 | | 20.16 = ² |
| | | | | | | | | 0.05 | | 32.67 = ² |

%21.54

53

%15.85

%19.92

%13.01

%10.57

%11.38

..... :

%2.85 12

:

:

(%17.87)

(%17.02)

(%17.45)

(%11.91)

(%12.34)

(% 9.36)

2

32.67

2

20.16

%23.08

(111)

(%25)

(%37.5)

.(%12.5)

..... :

:

1-12

(111)

| % | | % | | % | | | |
|-------|-----|-------|-----|-------|-----|--------|------|
| 88.46 | 230 | 90.4 | 113 | 86.67 | 117 | | |
| 11.54 | 30 | 9.6 | 12 | 13.33 | 18 | | |
| 100 | 260 | 48.08 | 125 | 51.92 | 135 | | |
| | | | | | | 3.60 = | 2 |
| | | | | | | .1 | 3.84 |
| | | | | | | | 2 |

% 11.54

% 86.67

% 90.4 % 88.46

2

2

2

% 3.60

..... :

:

2-12

(112)

| % | | % | | % | | % | | % | | |
|-------|-----|-------|-----|-------|-----|-------|----|------|--------------|--------------|
| 88.46 | 230 | 81.15 | 99 | 95.19 | 99 | 92.86 | 26 | 100 | 06 | |
| 11.54 | 30 | 18.85 | 23 | 4.81 | 05 | 7.14 | 02 | 00 | 00 | |
| 100 | 260 | 46.92 | 122 | 40 | 104 | 10.77 | 28 | 2.31 | 06 | |
| | | | | | | | | | .953 = | ² |
| | | | | | | | .3 | 7.81 | ² | |

%92.86

%81.15

%95.19

%18.85

2

..... :

:

:

1-13

(113)

| % | | % | | % | | |
|-------|------|-------|-----|-------|-----|----------------------|
| 12.48 | 132 | 12.40 | 65 | 12.55 | 67 | |
| 11.53 | 122 | 11.45 | 60 | 11.61 | 62 | |
| 13.42 | 142 | 12.79 | 67 | 14.04 | 75 | |
| 2.46 | 26 | 1.72 | 09 | 3.18 | 17 | |
| 7.56 | 80 | 7.63 | 40 | 7.49 | 40 | |
| 6.43 | 68 | 6.68 | 35 | 6.18 | 33 | |
| 6.05 | 64 | 6.30 | 33 | 5.81 | 31 | |
| 3.69 | 39 | 4.39 | 23 | 3 | 16 | |
| 4.63 | 49 | 4.77 | 25 | 4.49 | 24 | |
| 14.84 | 157 | 14.31 | 75 | 15.36 | 82 | |
| 5.01 | 53 | 4.58 | 24 | 5.43 | 29 | |
| 3.97 | 42 | 3.63 | 19 | 4.31 | 23 | |
| 6.14 | 65 | 6.30 | 33 | 5.99 | 32 | |
| 1.80 | 19 | 3.05 | 16 | 0.56 | 03 | |
| 100 | 1058 | | 524 | 50.47 | 514 | |
| | | | | | | 17.36 = ² |
| | | | | | | 22.36 = ² |
| | | | | | | .13 |

%14.31

%15.36 .

%14.84

-

..... :

%12.79 %14.04 %13.42
.%12.48

)

(...

(

)

(

)

(1)

%93.27 "

"

%63.28

% 28.49

(2)

(

)

.%20

%15

%18

%18

(3) %11

% 11.45

% 11.61

% 6.68

% 6.18

% 6.30

% 5.99

_____ : (1)

.203: (2)

.384-383 : (3)

..... :

. % 6.30

% 5.81

.% 4.49

% 5.43

% 4.77

% 4.58

.

2

22.36

2

17.54

.13

..... :

:
:

2-13
(114)

| % | | % | | % | | % | | % | | |
|----------|------|-------|-----|-------|----|-------|----|-------|----|---|
| 12.48 | 132 | 9.54 | 46 | 14.06 | 63 | 17.27 | 19 | 22.22 | 04 | |
| 11.53 | 122 | 12.45 | 60 | 10.94 | 49 | 10 | 11 | 11.11 | 02 | |
| 13.42 | 142 | 13.49 | 65 | 14.29 | 64 | 9.09 | 10 | 16.67 | 03 | |
| 2.46 | 26 | 3.32 | 16 | 1.56 | 07 | 2.73 | 03 | 00 | 00 | |
| 7.56 | 80 | 8.51 | 41 | 6.92 | 31 | 6.36 | 07 | 5.56 | 01 | |
| 6.43 | 68 | 6.02 | 29 | 7.37 | 33 | 5.45 | 06 | 00 | 00 | |
| 6.05 | 64 | 5.81 | 28 | 6.70 | 30 | 4.45 | 05 | 5.56 | 01 | |
| 3.69 | 39 | 4.15 | 20 | 2.68 | 12 | 6.36 | 07 | 00 | 00 | |
| 4.63 | 49 | 5.19 | 25 | 4.24 | 19 | 4.45 | 05 | 00 | 00 | |
| 14.84 | 157 | 14.94 | 72 | 13.84 | 62 | 16.36 | 18 | 27.78 | 05 | |
| 5.01 | 53 | 4.15 | 20 | 6.03 | 27 | 5.45 | 06 | 00 | 00 | |
| 3.97 | 42 | 3.32 | 16 | 4.24 | 19 | 5.45 | 06 | 5.56 | 01 | |
| 6.14 | 65 | 6.85 | 33 | 5.58 | 25 | 5.45 | 06 | 5.56 | 01 | |
| 1.80 | 19 | 2.28 | 11 | 1.56 | 07 | 0.91 | 01 | 00 | 00 | |
| 100 | 1058 | | 482 | 42.34 | | 10.40 | | 1.70 | 18 | |
| 31.94 = | | | | | | | | | | 2 |
| . 43.77= | | | | | | | | | | 2 |

..... :

(114)

%13.94 %14.94

%12.45

%9.54

%8.51

%6.85

"

"

"

"

:

(115)

| | | | | |
|--|--|---|--|--|
| | | | | |
| | | | | |
| | | | | |
| | | | | |
| | | | | |
| | | | | |
| | | + | | |
| | | + | | |

..... :

31

2

(109)

: :

:

1-14

(116)

| % | | % | | % | | |
|-------|-----|-------|-----|-------|-----|------------|
| 3.92 | 18 | 4.11 | 09 | 3.75 | 09 | |
| 18.74 | 86 | 18.26 | 40 | 19.17 | 46 | |
| 2.61 | 12 | 2.74 | 06 | 2.56 | 06 | |
| 5.66 | 26 | 4.57 | 10 | 6.67 | 16 | |
| 15.47 | 71 | 11.87 | 26 | 18.75 | 45 | |
| 1.96 | 09 | 2.74 | 06 | 1.25 | 03 | |
| 1.96 | 09 | 2.74 | 06 | 1.25 | 03 | |
| 47.93 | 220 | 51.14 | 112 | 45 | 108 | |
| 1.74 | 08 | 1.83 | 04 | 1.67 | 04 | |
| 100 | 459 | 47.71 | 219 | 52.29 | 240 | |
| | | | | | | . 8.02 = 2 |
| | | | | | | . 15.5 = 2 |

%45

%51.14

%47.93

..... :

%18.74

%15.47

% 8.26

%19.17

%18.75

%5.66

%11.87

%6.67

%4.57

:

%4

(%1.96)

(%2.61)

(%3.92)

(%1.74)

2

2

2

.(15.5=)

2

(8.02=)

..... :

:

214-

(117)

| % | | % | | % | | % | | % | | | |
|-------|-----|-------|-----|-------|-----|-------|----|-----------|---------|---------|---|
| 3.92 | 18 | 22.05 | 02 | 5.77 | 12 | 6.67 | 03 | 9.09 | 01 | | |
| 18.74 | 86 | 22.05 | 43 | 16.83 | 35 | 13.33 | 06 | 18.1 8 | 02 | | |
| 2.61 | 12 | 1.03 | 02 | 3.37 | 07 | 4.44 | 02 | 9.09 | 01 | | |
| 5.66 | 26 | 4.10 | 08 | 8.65 | 18 | 00 | 00 | 00 | 00 | | |
| 15.47 | 71 | 17.95 | 35 | 13.46 | 28 | 13.33 | 06 | 18.1 8 | 02 | | |
| 1.96 | 09 | 1.03 | 02 | 2.88 | 06 | 00 | 00 | 9.09 | 01 | | |
| 1.96 | 09 | 0.51 | 01 | 2.88 | 06 | 4.44 | 02 | 00 | 00 | | |
| 47.93 | 220 | 49.74 | 97 | 44.71 | 93 | 57.78 | 26 | 36.3 6 | 04 | | |
| 1.74 | 08 | 2.56 | 05 | 1.44 | 03 | 00 | 00 | 00 | 00 | | |
| 100 | 459 | 42.48 | 195 | 45.32 | 208 | 9.80 | 45 | 2.40 | 11 | | |
| | | | | | | | | | 37.09 = | 2 | |
| | | | | | | | | | 24= | 36.41 = | 2 |

:

% 9.09

%6.67

% 8.65

..... :

% 4.10

% 4.44

% 9.09

"

"

% 3.37

" :

% 2.88

%1.03

"

"

"

"

"

2

. % 0.51

2

. 36.41

2

37.09

..... :

:

1-15

(118)

| | % | . | % | . | % | (*) | |
|-----|-------|---------------------|----------------------|------|-------|------|--|
| 3 | 11.99 | 1980 | 12.30 | 1044 | 11.67 | 936 | |
| 1 | 14.42 | 2380 | 15.01 | 1274 | 13.79 | 1106 | |
| 13 | 1.66 | 274 | 1.72 | 146 | 1.6 | 128 | |
| 4 | 10.93 | 1804 | 10.89 | 924 | 10.97 | 880 | |
| 7 | 7.51 | 1240 | 7.45 | 632 | 7.58 | 608 | |
| 8 | 6.15 | 1015 | 6.43 | 546 | 5.85 | 469 | |
| 10 | 4.33 | 715 | 4.54 | 385 | 4.11 | 330 | |
| 2 | 13.31 | 2197 | 12.56 | 1066 | 14.11 | 1131 | |
| 9 | 5.23 | 864 | 5.16 | 438 | 5.31 | 426 | |
| 12 | 2.51 | 414 | 2.55 | 216 | 2.47 | 198 | |
| 11 | 3.37 | 556 | 3.25 | 276 | 3.79 | 280 | |
| 5 | 9.81 | 1620 | 9.66 | 820 | 9.97 | 800 | |
| 6 | 8.78 | 1449 | 8.48 | 720 | 9.09 | 729 | |
| 14 | 00 | 00 | 00 | 00 | 00 | 00 | |
| 100 | | 16508 | 51.41 | 8487 | 48.59 | 8021 | |
| | | 2.31 = ² | | | | | |
| | | 13 | 22.36 = ² | | | | |

.(22.36 =) ²
%1.66

(2.31 =) ²

% 14.42

% 15.01

%13.79

%14.11

%13.31

%11.99

%12.56

% 12.3

% 11.67

" " (*)

..... :

| | | | |
|--------|--------|---------|--------|
| | %10.89 | % 10.97 | %10.93 |
| %9.66 | %9.97 | % 9.81 | |
| | % 8.78 | | |
| | | % 8.48 | %9.09 |
| | %7.45 | %7.58 | % 7.51 |
| % 6.43 | % 5.85 | % 6.15 | |

45

% 40

(1)

%

..... :

(49.77=)

2

(12.86=)

2

.%99

(%17.18)

%13.8

(%11.04)

(%11.96)

(%12.27)

(%4.91)

(% 5.41)

(%10.12)

.(%1.84)

(%3.07)

(%3.68)

(%14.46)

%8.92

(%10.85)

(%11.60)

(%12.39)

(%7.23)

%7.51

(%8.87)

% 2.54

(%4.13)

(%4.46)

(%5.35)

.(%1.69)

(%8.89)

(%10.24)

(%12.19)

(%13.63)

%1.72

(%8.63)

%7.56

(%8.66)

(% 11.69)

(%11.72)

%15.08

(%7.58)

%0.51

..... :

2-16

:

(121)

:

| % | | % | | % | | % | | % | | |
|-------|-----|-------|-----|-------|-----|-------|----|-------|----|----------------|
| 17.12 | 101 | 19.76 | 49 | 14.29 | 38 | 18.64 | 11 | 17.65 | 03 | |
| 9.83 | 58 | 9.68 | 24 | 10.90 | 29 | 6.78 | 04 | 5.88 | 01 | |
| 8.98 | 53 | 9.27 | 23 | 9.40 | 25 | 6.78 | 04 | 5.88 | 01 | |
| 11.19 | 66 | 9.68 | 24 | 12.78 | 34 | 10.17 | 06 | 11.76 | 02 | |
| 10.68 | 63 | 10.89 | 27 | 10.53 | 28 | 10.17 | 06 | 11.76 | 02 | |
| 27.46 | 162 | 29.84 | 74 | 24.44 | 65 | 33.90 | 20 | 17.65 | 03 | |
| 6.27 | 37 | 4.84 | 12 | 6.77 | 18 | 8.47 | 05 | 11.76 | 02 | |
| 7.97 | 47 | 5.65 | 14 | 10.53 | 28 | 3.39 | 02 | 17.65 | 03 | |
| 0.51 | 3 | 0.40 | 01 | 0.37 | 01 | 1.69 | 01 | 0.00 | 00 | |
| 100 | 590 | 42.03 | 248 | 45.08 | 266 | 10 | 59 | 2.88 | 17 | |
| | | | | | | | | | | 22.82= 2 |
| | | | | | | | | | | .24= 36.41 = 2 |

()

:

..... :

.
:

(124)

22.82

²

24

36.41

²

(122)

| | | | | |
|----|----|------|------|--|
| | | | | |
| -1 | -1 | -1 | -1 | |
| -2 | -2 | -2 | -2 | |
| -3 | -3 | -3 | -3 | |
| -4 | -4 | -4 | -5-4 | |
| -5 | -5 | -5 | + | |
| | | | + | |
| -6 | -6 | + -6 | -6 | |
| -7 | -7 | | + | |
| -8 | -8 | -7 | | |
| | | -8 | | |

..... :

:

:

1-17

(123)

| % | | % | | % | | |
|--------------|-----|--------------|-----|--------------|-----|---|
| 7.69 | 20 | 11.2 | 14 | 4.44 | 06 | |
| 31.54 | 82 | 37.6 | 47 | 25.93 | 35 | |
| 25.77 | 67 | 24.8 | 31 | 26.67 | 36 | |
| 27.31 | 71 | 20.8 | 26 | 33.33 | 45 | |
| 5 | 13 | 3.2 | 04 | 6.67 | 09 | |
| 1.54 | 04 | 00 | 00 | 2.96 | 04 | |
| 1.15 | 03 | 2.4 | 03 | 00 | 00 | |
| 100 | 260 | 48.08 | 125 | 51.92 | 135 | |
| | | 16.53 = | | 2 | | |
| | | . 6= | | 12.59 = | | 2 |

%31.54

(%33.33)

(% 37.6)

12.59

2

16.53

2

)

(

%49.74

..... :

(1)

% 25.77

%26.67

.% 24.8

%27.31

% 7.69

% 20.8

%33.33

()

% 4.44

% 3.2

% 6.67 :

% 5

%2.96

%1.54

" "

% 1.15

.% 2.4

:

2-17

(124)

| % | | % | | % | | % | | % | | | |
|--------------|-----|--------------|-----|--------------|-----|--------------|----|--------------|---------|---------|---|
| 7.69 | 20 | 3.28 | 04 | 9.62 | 10 | 21.43 | 06 | 0 | 00 | | |
| 31.54 | 82 | 27.05 | 33 | 36.54 | 38 | 39.29 | 11 | 0 | 00 | | |
| 25.77 | 67 | 28.69 | 35 | 20.19 | 21 | 25 | 07 | 66.67 | 04 | | |
| 27.31 | 71 | 31.67 | 37 | 28.85 | 30 | 7.14 | 02 | 33.33 | 02 | | |
| 5 | 13 | 8.20 | 10 | 1.92 | 02 | 3.57 | 01 | 00 | 00 | | |
| 1.54 | 4 | 0.82 | 01 | 1.92 | 02 | 3.57 | 01 | 00 | 00 | | |
| 1.15 | 3 | 1.64 | 02 | 0.96 | 01 | 00 | 00 | 00 | 00 | | |
| 100 | 260 | 46.92 | 122 | 40 | 104 | 10.77 | 28 | 2.31 | 06 | | |
| | | | | | | | | | 35.62 = | 2 | |
| | | | | | | | | | . 18= | 28.86 = | 2 |

191-190 :

(1)

..... :

| | | | | |
|----------|--------------|----------|--------------|-----------|
| " | " | | | |
| | %31.67 | " | " | %28.69 |
| %8.20 | | | | %27.05 |
| " | % 3.28 | | | " |
| (%0.82) | | | (% 1.64) | |
| | | | | |
| | | % 28.85 | | (% 36.54) |
| | | | | %20.19 |
| | %9.62 | | | |
| " | " | | % 1.92 | " " |
| " | " | | | " " |
| % 21.43) | (% 25) | | (% 39.29) | |
| (% 3.57) | | | (% 7.14) | (|
| | | | | |
| % 66.67 | | : | | |
| | | .%33.33 | | |
| =) | ² | | | |
| | .%95 | (12.59=) | ² | (16.53 |

..... :

:

-18

:

1-18

(125)

| | | | | | | |
|-------------------------|-----|-------|-----|-------|-----|--|
| | | | | | | |
| % | | % | | % | | |
| 30 | 78 | 34.75 | 43 | 25.93 | 35 | |
| 67.31 | 175 | 63.56 | 80 | 70.37 | 95 | |
| 2.69 | 07 | 1.69 | 02 | 3.7 | 05 | |
| 100 | 260 | 48.08 | 125 | 51.92 | 135 | |
| 2.55 = ² | | | | | | |
| .2= 5.99 = ² | | | | | | |

%67.31

(%63.56)

(%70.37)

- -

% 25.39

% 34.75 %30

% 1.69

% 3.7

(%2.69)

2

2.55

2

.²

5.99

..... :

:

2-18

(126)

| % | | % | | % | | % | | % | | |
|--------------|-----|--------------|-----|--------------|-----|--------------|----|--------------|--------|----------------------|
| 30 | 78 | 22.13 | 27 | 34.62 | 36 | 46.43 | 13 | 33.33 | 02 | |
| 67.31 | 175 | 73.77 | 90 | 63.46 | 66 | 53.57 | 15 | 66.67 | 04 | |
| 2.69 | 07 | 4.10 | 05 | 1.92 | 02 | 00 | 00 | 00 | 00 | |
| 100 | 260 | 45.56 | 122 | 41.94 | 104 | 10.89 | 28 | 1.61 | 06 | |
| | | | | | | | | | 7.27 = | ² |
| | | | | | | | | | .6= | 12.59 = ² |

()

%46.43

% 53.57

% 33.33

% 66.67

.(120)

2

2

6

12.59

2

7.27

..... :

19

: 1-19

(127)

| | | | | | | |
|-------|-----|-------|-----|-------|-----|--|
| | | | | | | $4.27 = \frac{2}{2}$ $5.99 = \frac{2}{2}$ |
| % | | % | | % | | |
| 25.77 | 67 | 23.20 | 29 | 28.15 | 38 | |
| 70 | 182 | 75.20 | 94 | 65.19 | 88 | |
| 4.23 | 11 | 1.60 | 02 | 6.67 | 09 | |
| 100 | 260 | 48.08 | 125 | 51.92 | 135 | |

(% 70) % 50

.% 75.20

" "

(% 65.19)

% 23.20

% 28.15 % 25.77

% 6.67

(% 4.23)

2

% 1.6

2

.(5.99)

2

(4.27)

(128)

| % | | % | | % | | % | | % | | |
|-------|-----|-------|-----|-------|-----|-------|-----|--------|--------------|--------------|
| 25.77 | 67 | 26.32 | 32 | 25.96 | 27 | 28.57 | 08 | 00 | 00 | |
| 70 | 182 | 68.03 | 90 | 71.15 | 74 | 71.43 | 20 | 83.33 | 05 | |
| 4.23 | 11 | 5.74 | 07 | 2.88 | 03 | 00 | 00 | 16.67 | 01 | |
| 100 | 260 | 46.92 | 129 | 40 | 104 | 10.77 | 28 | 2.31 | 06 | |
| | | | | | | | | | 6.67= | ² |
| | | | | | | | .6= | 12.59= | ² | |

²

| | | | |
|-----------|-----------|--------------|-----------|
| | 12.59 | ² | 6.67 |
| | (% 68.03) | | .(121) |
| (% 83.33) | (%71.43) | | (% 71.15) |
| | (%25.96) | (% 26.23) | |
| | .%28.57 | | |
| %2.88 | | %5.74 | |
| | (%16.67) | | |

..... :

:

-20

:

1-20

(129)

| % | | % | | % | | | | |
|-------|-----|-------|-----|-------|-----|--------|--------|---|
| 17.15 | 95 | 17.47 | 47 | 16.84 | 48 | | | |
| 20.76 | 115 | 21.93 | 59 | 19.65 | 56 | | | |
| 27.44 | 152 | 28.25 | 76 | 26.67 | 76 | | | |
| 2.71 | 15 | 2.6 | 07 | 2.81 | 08 | | | |
| 13.18 | 73 | 13.75 | 37 | 12.63 | 36 | | | |
| 17.87 | 99 | 14.13 | 38 | 21.40 | 61 | | | |
| 0.90 | 05 | 1.86 | 05 | 00 | 00 | | | |
| 100 | 554 | 48.56 | 269 | 51.44 | 285 | | | |
| | | | | | | 10.06= | 2 | |
| | | | | | | 6= | 12.59= | 2 |

(%27.44)

.(% 20.76)

.(% 21.93)

(%28.25)

%21.4

%26.67

..... :

%17.87

% 17.47

% 16.84 % 17.15

%13.75

%13.18

% 2.71

%12.63

% 0.9

% 2.6

% 2.81

:

2

2

6

12.59

2

10.06

2-20

(130)

| % | | % | | % | | % | | % | | | |
|-------|-----|-------|-----|-------|-----|-------|----|-------|---------|---------|---|
| 17.15 | 95 | 13.79 | 36 | 20.70 | 47 | 16.67 | 10 | 33.33 | 02 | | |
| 20.76 | 115 | 21.07 | 55 | 20.26 | 46 | 20 | 12 | 33.33 | 02 | | |
| 34.66 | 192 | 26.05 | 68 | 27.75 | 63 | 33.33 | 20 | 16.67 | 01 | | |
| 2.71 | 15 | 3.83 | 10 | 0.88 | 02 | 5 | 03 | 00 | 00 | | |
| 13.18 | 73 | 13.03 | 34 | 14.98 | 34 | 8.33 | 05 | 00 | 00 | | |
| 17.87 | 99 | 20.69 | 54 | 15.42 | 35 | 15 | 09 | 16.67 | 01 | | |
| 0.90 | 05 | 1.53 | 04 | 00 | 00 | 1.67 | 01 | 00 | 00 | | |
| 100 | 554 | 47.11 | 292 | 40.97 | 227 | 10.83 | 59 | 1.08 | 06 | | |
| | | | | | | | | | 27.72 = | 2 | |
| | | | | | | | | | .18 = | 28.86 = | 2 |

..... :

(27.72 =) 2

(28.86 =) 2

: -21

: 1-21

(131)

| % | | % | | % | | |
|-------|-----|-------|-----|-------|-----|-------------|
| 15.38 | 40 | 12 | 15 | 18.52 | 25 | |
| 53.85 | 140 | 56 | 70 | 51.85 | 70 | |
| 30.77 | 80 | 32 | 40 | 29.63 | 40 | () |
| 100 | 260 | 48.08 | 125 | 51.92 | 135 | |
| | | | | | | 3.99 = 2 |
| | | | | | | .2 5.99 = 2 |

% 56

% 51.85

%53.85

%30.77

%29.63

%15.38

%32

..... :

%12

% 18.52

- -

(3.99 =) 2

(5.99 =) 2

.()

(:
) ()
)

)
: (

(-

)

(

- -

% 25 ()

(%56.7)

(...)

()

%21.7

% 8.3

%43.3

%31.7

%3.3

%8.3

(1)

سابق ص: 33-32

(1)

..... :

:

2-21

(133)

| % | | % | | % | | % | | % | | |
|-------|-----|-------|-----|-------|-----|-------|----|-------|----|----------------------------|
| 15.38 | 40 | 13.93 | 17 | 13.46 | 14 | 28.57 | 08 | 16.66 | 01 | |
| 53.85 | 140 | 62.3 | 76 | 41.35 | 43 | 60.71 | 17 | 66.67 | 04 | |
| 30.77 | 80 | 23.77 | 29 | 45.19 | 47 | 10.71 | 03 | 16.66 | 01 | () |
| 100 | 260 | 46.92 | 122 | 40 | 104 | 10.77 | 28 | 2.31 | 06 | |
| | | | | | | | | | | 6.15 = ² |
| | | | | | | | | | | . 6 = 12.59 = ² |

(6.15 =) ²

.(12.59 =) ²

% 16.66

% 66.67

(%28.57)

% 60.71

%.10.71

..... :

:

-22

:

1-22

(134)

| % | | % | | % | | |
|-------|--------|-------|-----|-------|-----|--|
| 16.73 | 126 | 17.86 | 70 | 15.51 | 56 | |
| 1.20 | 09 | 0.77 | 03 | 1.66 | 06 | |
| 14.48 | 109 | 13.52 | 53 | 15.51 | 56 | |
| 13.68 | 103 | 12.24 | 48 | 15.24 | 55 | |
| 0.13 | 01 | 0.26 | 01 | 00 | 00 | |
| 1.33 | 10 | 1.28 | 05 | 1.39 | 05 | |
| 4.25 | 31 | 5.10 | 20 | 3.32 | 11 | |
| 5.31 | 40 | 6.12 | 24 | 4.43 | 16 | |
| 3.98 | 30 | 4.34 | 17 | 3.60 | 13 | |
| 6.11 | 46 | 5.61 | 22 | 6.65 | 24 | |
| 0.93 | 07 | 1.02 | 04 | 0.83 | 03 | |
| 10.62 | 80 | 10.71 | 42 | 10.53 | 38 | |
| 5.84 | 44 | 4.85 | 19 | 6.93 | 25 | |
| 2.26 | 17 | 2.55 | 10 | 1.94 | 07 | |
| 12.48 | 94 | 12.76 | 50 | 12.19 | 44 | |
| 0.66 | 05 | 1.02 | 04 | 0.28 | 01 | |
| 100 | (*)752 | 52.12 | 392 | 47.87 | 360 | |

_* (*)

..... :

:

2-22

(135)

| % | | % | | % | | % | | % | | |
|-------|-----|-------|-----|-------|-----|-------|----|-------|--------|---|
| 16.73 | 126 | 14.40 | 53 | 17.59 | 54 | 22.39 | 15 | 36.36 | 04 | |
| 1.20 | 09 | 1.09 | 04 | 1.63 | 05 | 00 | 00 | 00 | 00 | |
| 14.48 | 109 | 13.86 | 51 | 13.68 | 42 | 20.90 | 14 | 18.18 | 02 | |
| 13.6 | 103 | 14.67 | 54 | 12.38 | 38 | 14.93 | 10 | 9.09 | 01 | |
| 0.13 | 01 | 00 | 00 | 0.33 | 01 | 00 | 00 | 00 | 00 | |
| 1.33 | 10 | 0.54 | 02 | 2.28 | 07 | 1.49 | 01 | 00 | 00 | |
| 4.25 | 32 | 5.16 | 19 | 3.91 | 12 | 1.49 | 01 | 00 | 00 | |
| 5.31 | 40 | 7.07 | 26 | 3.58 | 11 | 4.48 | 03 | 00 | 00 | |
| 398 | 30 | 3.80 | 14 | 4.89 | 15 | 00 | 00 | 9.09 | 01 | |
| 6.11 | 46 | 6.52 | 24 | 6.19 | 19 | 4.48 | 03 | 00 | 00 | |
| 0.93 | 07 | 1.09 | 04 | 0.98 | 03 | 00 | 00 | 00 | 00 | |
| 10.62 | 80 | 10.87 | 40 | 10.75 | 33 | 7.46 | 05 | 18.18 | 02 | |
| 5.84 | 44 | 7.07 | 26 | 5.21 | 16 | 2.99 | 02 | 00 | 00 | |
| 2.26 | 17 | 1.09 | 04 | 2.93 | 09 | 5.97 | 04 | 00 | 00 | |
| 12.48 | 94 | 12.23 | 45 | 12.70 | 39 | 13.43 | 09 | 9.09 | 01 | |
| 0.66 | 05 | 0.54 | 02 | 0.98 | 03 | 00 | 00 | 00 | 00 | |
| 100 | 753 | 48.87 | 368 | 40.77 | 307 | 8.90 | 67 | 1.46 | 11 | |
| | | | | | | | | | 40.49= | 2 |
| | | | | | | | | | 43.77= | 2 |

..... :

2

40.49

2

.43.77

2

(%6.52)

(%7.07)

(%14.67)

(% 14.40)

.(%12.23)

(%7.07)

(%10.87)

(%13.86) " "

(%14.67)

(%3.91)

(%13.68)

(%17.59)

(%7.07)

(%10.75)

(%6.19)

(%12.23)

(%20.90)

(%22.39)

(%7.46)

(%4.48)

(%5.97)

" "

(%36.36)

(%18.18)

(%9.09)

(%18.18)

(%9.09)

..... :

: -23

: 1-23

(136)

| % | | % | | % | | | | |
|-------|-----|-------|-----|-------|-----|--------|--------|---|
| 4.62 | 12 | 6.4 | 08 | 2.96 | 04 | | | |
| 29.23 | 76 | 31.2 | 39 | 27.41 | 37 | | | |
| 58.46 | 152 | 56 | 70 | 60.74 | 82 | | | |
| 7.31 | 19 | 6.4 | 08 | 8.15 | 11 | | | |
| 0.38 | 01 | 00 | 00 | 0.74 | 01 | | | |
| 100 | 260 | 48.08 | 125 | 51.92 | 135 | | | |
| | | | | | | 3.67 = | 2 | |
| | | | | | | . 4 = | 9.48 = | 2 |

%60.74

(%58.46)

%54.17

% 31.2

%27.41 %29.23

%7.31

%8.15

%6.67:

2

%.0.38

.(9.48 =) 2

(3.67 =) 2

..... :

:

2-23

(137)

| % | | % | | % | | % | | % | | |
|-------|-----|-------|-----|-------|-----|-------|----|-------|---------|---|
| 4.62 | 12 | 1.64 | 02 | 4.81 | 05 | 14.29 | 04 | 16.67 | 01 | |
| 29.23 | 76 | 18.03 | 22 | 38.46 | 40 | 46.43 | 13 | 16.67 | 01 | |
| 58.46 | 152 | 67.21 | 82 | 53.85 | 56 | 35.71 | 10 | 66.67 | 04 | |
| 7.31 | 19 | 12.30 | 15 | 2.88 | 03 | 3.57 | 01 | 00 | 00 | |
| 0.38 | 01 | 0.82 | 01 | 00 | 00 | 00 | 00 | 00 | 00 | |
| 100 | 260 | 46.92 | 122 | 40 | 104 | 10.77 | 28 | 2.31 | 06 | |
| | | | | | | | | | 38.98 = | 2 |
| | | | | | | | | | 21.02 = | 2 |
| | | | | | | | | | 12 | |

(38.98=) 2

(21.02=) 2

(%67.21)

(% 1.64)

(% 12.30)

(% 18.03)

.(% 0.82)

" (%2.88)

(%4.81)

(%38.46)

(%53.85)

()

% 66.67

"

..... :

(%46.43)

.%16.67

.(%3.57)

(%14.29)

(%35.71)

-24

: -1-24

(138)

| % | | % | | % | | |
|-------|-----|-------|-----|-------|-----|----------|
| 11.54 | 30 | 14.4 | 18 | 8.89 | 12 | |
| 36.15 | 94 | 29.6 | 37 | 42.22 | 57 | |
| 31.92 | 83 | 36.8 | 46 | 27.41 | 37 | |
| 15.38 | 40 | 13.60 | 17 | 17.04 | 23 | |
| 5 | 13 | 5.6 | 07 | 4.44 | 06 | |
| 100 | 260 | 48.08 | 125 | 51.92 | 135 | |
| | | | | | | 5.37 = 2 |
| | | | | | | 9.48 = 2 |
| | | | | | | 4 |

%31.92

%36.15

%15.38

%27.41

% 42.22

% 17.04

(%29.60)

% 36.8

.(%5.60)

(%13.6)

(%14.4)

" "

..... :

" "

% 8.89 %11.54

% 5

% 4.44

(5.37=)

2

.(9.48=)

2

2-24

:

(139)

| % | | % | | % | | % | | % | | | |
|-------|-----|-------|-----|-------|-----|-------|----|-------|---------|---------|---|
| 11.54 | 30 | 5.74 | 07 | 14.42 | 15 | 25 | 07 | 16.67 | 01 | | |
| 36.15 | 94 | 40.16 | 49 | 32.69 | 34 | 25 | 07 | 66.67 | 04 | | |
| 31.92 | 83 | 30.33 | 37 | 31.73 | 33 | 42.86 | 12 | 16.67 | 01 | | |
| 15.38 | 40 | 17.21 | 21 | 17.31 | 18 | 3.57 | 01 | 00 | 00 | | |
| 05 | 13 | 6.56 | 08 | 3.85 | 04 | 3.57 | 01 | 00 | 00 | | |
| 100 | 260 | 46.92 | 122 | 40 | 104 | 10.77 | 28 | 2.31 | 06 | | |
| | | | | | | | | | 17.20 = | 2 | |
| | | | | | | | | | . 12 = | 21.02 = | 2 |

17.20

2

. 21.02

2

:

(% 5.74)

(%6.56)

..... :

(%14.42)

(%3.85)

(%25)

(% 42.86)

(%3.57)

(%66.67)

.(%16.67)

:

-25

:

1-25

(140)

| % | | % | | % | | | | |
|-------|-----|-------|-----|-------|-----|-------|-------|---|
| 10.77 | 28 | 12 | 15 | 9.63 | 13 | | | |
| 76.15 | 198 | 76.8 | 96 | 75.56 | 102 | | | |
| 13.08 | 34 | 11.2 | 14 | 14.81 | 20 | | | |
| 100 | 260 | 48.08 | 125 | 51.92 | 135 | | | |
| | | | | | | 0.99= | 2 | |
| | | | | | | 2 = | 5.99= | 2 |

%76.15

%13.08

%76.8

%75.56

%14.81

(%11.2)

..... :

.%12.82

. % 9.63 %10.77

2

.(5.99=) 2

(0.99=)

:

- 2/25

(141)

| % | | % | | % | | % | | % | | |
|-------|-----|-------|-----|-------|-----|-------|----|-------|--------|-----------|
| 10.77 | 28 | 4.92 | 06 | 14.42 | 15 | 21.43 | 06 | 16.67 | 01 | |
| 76.15 | 198 | 78.69 | 96 | 75 | 78 | 71.43 | 20 | 66.67 | 04 | |
| 13.08 | 34 | 16.39 | 20 | 10.58 | 11 | 7.14 | 02 | 16.67 | 01 | |
| 100 | 260 | 46.92 | 122 | 40 | 104 | 10.77 | 28 | 2.31 | 06 | |
| | | | | | | | | | 11.50= | 2 |
| | | | | | | | | | 6 = | 12.59 = 2 |

(%16.39)

%66.67

(% 4.92)

.(%16.66)

2

.(12.59=) 2

(11.50 =) 2

..... :

:

-26

:

1-26

(142)

| % | | % | | % | | | | |
|-------|-----|-------|-----|-------|-----|--------|--------|---|
| 16.55 | 139 | 13.91 | 58 | 19.15 | 81 | | | |
| 8.10 | 68 | 7.91 | 33 | 8.27 | 35 | | | |
| 13.45 | 113 | 14.39 | 60 | 12.53 | 53 | | | |
| 13.69 | 115 | 12.47 | 52 | 14.89 | 63 | | | |
| 12.14 | 102 | 11.75 | 49 | 12.53 | 53 | | | |
| 15.48 | 130 | 18.47 | 77 | 12.53 | 53 | | | |
| 11.55 | 97 | 12.47 | 52 | 10.64 | 45 | | | |
| 5 | 42 | 4.56 | 19 | 5.44 | 23 | | | |
| 4.05 | 34 | 4.08 | 17 | 4.02 | 17 | | | |
| 100 | 840 | 49.64 | 417 | 50.36 | 423 | | | |
| | | | | | | 10.78= | 2 | |
| | | | | | | 8= | 15.5 = | 2 |

2

(10.78=)

2

2

.(15.5=)

%19.15 %16.45

%15.48

%13.91

..... :

12.53

%18.47

%

%13.69

% 12.47

%14.89

%12.53 :

%13.45

%14.39

%.12.53

% 11.75 %12.14

%10.64 %11.55

8.27 % 8.10

%12.47

%5

%7.91

%

%4

%4.56

% 5.44

4.02

(%4.08)

"

"

..... :

:

2-26

(143)

| % | | % | | % | | % | | % | | | |
|-------|-----|-------|----|--------|-----|-------|----|--------|----|---|--|
| 16.55 | 139 | 19.05 | 76 | 15.41 | 53 | 9.52 | 08 | 15.38 | 02 | | |
| 8.10 | 68 | 8.77 | 35 | 8.72 | 30 | 2.38 | 02 | 7.69 | 01 | | |
| 13.45 | 113 | 14.29 | 57 | 12.50 | 43 | 11.90 | 10 | 23.08 | 03 | | |
| 13.69 | 115 | 13.03 | 52 | 13.37 | 46 | 17.86 | 15 | 15.38 | 02 | | |
| 12.14 | 102 | 10.78 | 43 | 14.29 | 46 | 14.29 | 12 | 7.69 | 01 | | |
| 15.48 | 130 | 15.04 | 60 | 14.53 | 50 | 21.43 | 18 | 15.38 | 02 | | |
| 11.55 | 97 | 10.03 | 40 | 12.50 | 43 | 14.29 | 12 | 15.38 | 02 | | |
| 5 | 42 | 4.51 | 18 | 5.81 | 20 | 4.76 | 04 | 00 | 00 | | |
| 4.05 | 34 | 4.51 | 18 | 3.78 | 13 | 3.57 | 03 | 00 | 00 | | |
| 100 | 840 | 47.50 | | 40.95 | 344 | 10 | 84 | 1.55 | 13 | | |
| | | | | 18.48= | | 2 | | | | | |
| | | . | | 24 | | | | 36.41= | | 2 | |

(18.48=) 2

.(36.41=) 2

:

%15.04 %19.05

%14.53 %15.41

(%14.29)

(%13.03)

(%13.37)

.(%14.29)

..... :

(%21.43)

(%17.86)

(%11.90)

(%23.08)

(%15.38)

(%7.69)

"

"

.

.

.

.

.

..... :

:

:

.

.

:

()

()

:

31.54

.

%

1376950

434100

(1)

%64.53

()

% 95.38

()

: (1)

lequotidien d'oron

.138 :

..... :

()

(1).

.%90.77

()

.

.

_____ : ⁽¹⁾

.54 :

..... :

(*)2500

(1)

()

(16)

(34)

(2)

.

(% 56.64)

.

.

:

()

()

(/ / /)

% 42.78

(*)

http:// www.alarabbia.net :2008/5/26 :

_(1)

_(2)

2011

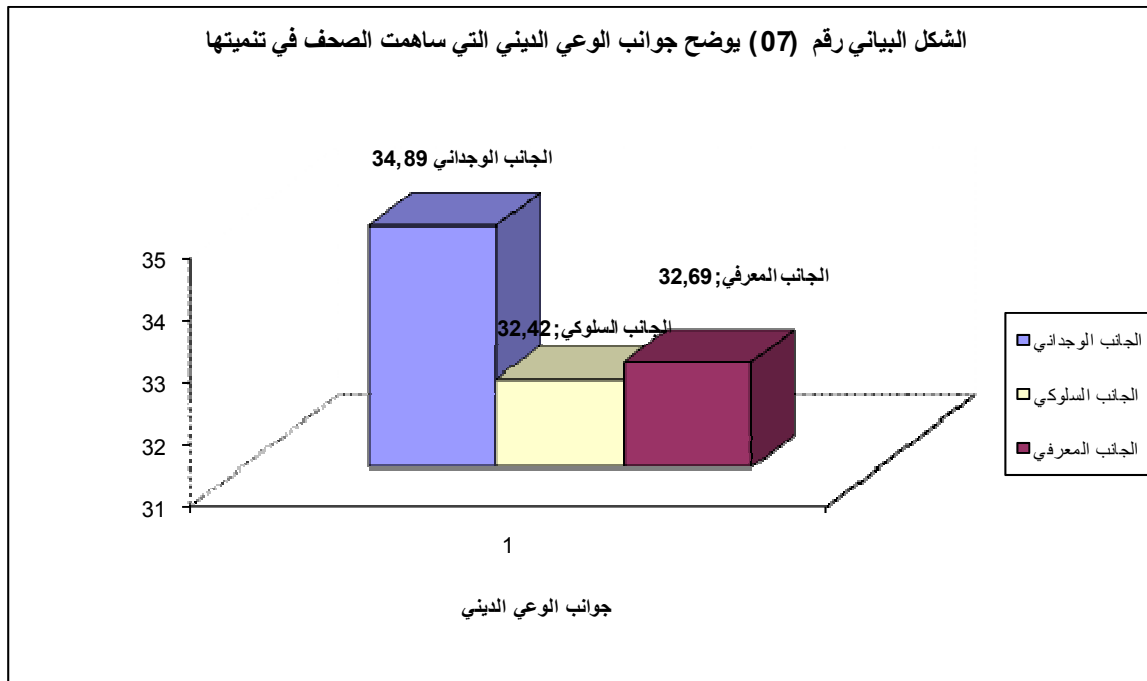
1432

..... :

()

(144)

| % | | |
|-------|------|--|
| 34.89 | 1129 | |
| 32.69 | 1058 | |
| 32.42 | 1049 | |
| 100 | 3236 | |



..... :

.

.

%6.14

32

33

: % 5.81

(*)

% 87.93

(103)

"
.106-105 :

"

"

_(*)

"

..... :

(1) % 90 ()
()

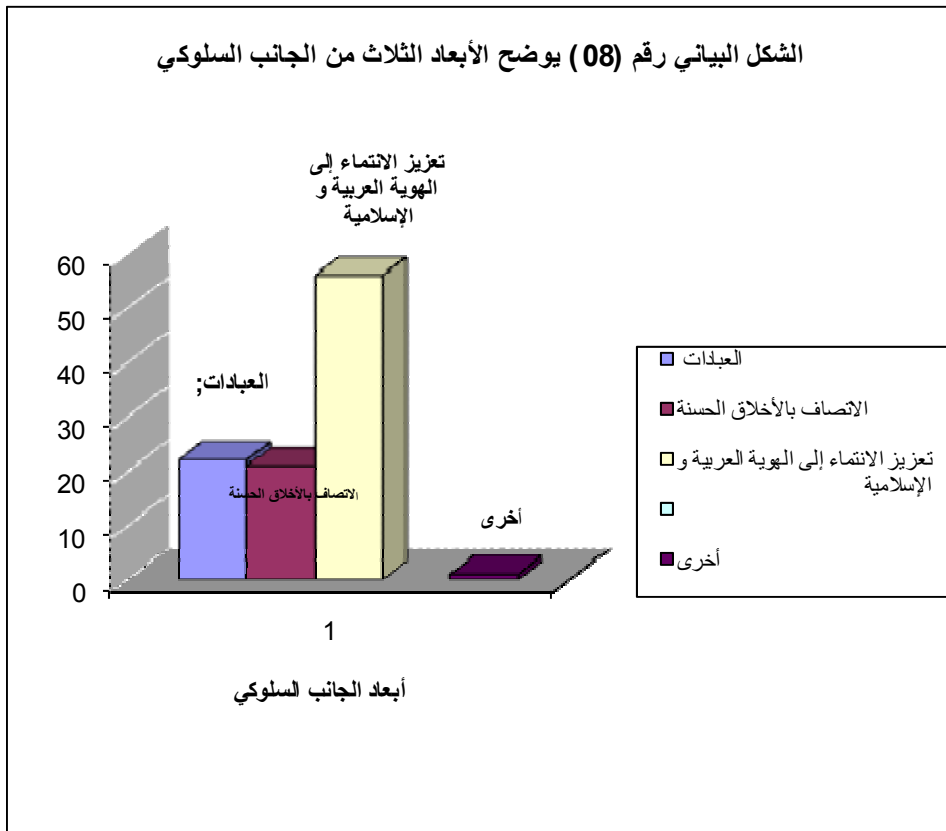
/ /)

(

%55.56

.184 : (1)

| % | | |
|-------|------|--|
| 22.02 | 231 | |
| 20.97 | 220 | |
| 55.96 | 587 | |
| 1.05 | 11 | |
| 100 | 1049 | |



()

(%7.97)

(%6.27)

..... :

:

) ..
(...

..... :

()

.

:

(1)

" "

..... :

()

-

()

:

)

.(

الأخلاق

...

()

.

:

.

:

)

(

)

(

(...)

.

()
1989

()

.()

:

- -

%56.88

%12.84

%18.8

%8.25

%3.21

)
(

()

() ()
- -
% 77.48 (86)

%42.78

() (...)

%64.94

1.4
1346

()

" "

%53.33

%3.5

%8.11

)
()
()
: .
%44.86
:
%20.02
%14.31
%8.69 : %2 %8.96
- -
()
%26.66

(%22)

(1) (%21.33)

" "

()

)

(

.

:

2

2

(...

)

قائمة المصادر

والمراجع

| | | |
|-----------|---------|-------|
| | : | -1 |
| | : | -2 |
| .1986 | : | -3 |
| | : | -4 |
| -1- | : | -5 |
| .1986 | 1930 | -6 |
| 4 | : | -7 |
| 3 | : | -8 |
| | .1986 | -9 |
| | : | .2009 |
| | : | .2009 |
| 1955 1929 | | -10 |
| | .2007 | |
| .2002 | : | -11 |
| | : | -12 |
| | .2005 | -13 |
| | : | .2004 |
| | : | -14 |
| () | : | -15 |
| | .1 1990 | |
| | : | -16 |
| .1992 | | |

| | | |
|---------|------------|-----|
| 2 | : | -17 |
| | .1997 | |
| 4 | : | -19 |
|) | " | -20 |
| | .1993/1992 | |
| | : | -21 |
| | .2005 | |
| | : | -22 |
| | .2007 | |
| | : | -23 |
| | . | |
| | : | -24 |
| | .2004 | |
| | : | -25 |
| | .1976 | |
| 5 | : | -26 |
| | .2001 | |
| . . . | : | -27 |
| | .2007 | |
| | : | -28 |
| | .2008 | |
| | : | -29 |
| | .2008 | |
| .2002 5 | 4 : | -30 |
| 1 | 1 : | -31 |
| | .2002 | |
| .2000 2 | : | -32 |
| 2 | : | -33 |
| | .2000 | |

| | | | |
|-------|-------------|---|-------|
| | 1 | : | -34 |
| | | : | -35 |
| | | : | .2006 |
| 5 | | : | -36 |
| | .1984 | | |
| | .1999 | : | -37 |
| | | : | -38 |
| | .1999 (17) | | |
| .2007 | | : | -39 |
| .1982 | | : | -40 |
| | | : | -41 |
| | | | .2004 |
| .1993 | | : | -42 |
| . | | : | -43 |
| . | | : | -44 |
| .2006 | 5 | : | -45 |
| . | | : | -46 |
| | | : | -47 |
| | | | .2006 |
| . | | : | -48 |
| | (2004-1962) | : | -49 |
| | | | .2007 |
| . | | : | -50 |
| | .4 1985 | : | -51 |
| | | : | -52 |
| | | | .2006 |
| | | : | -53 |
| .1991 | 6 | | -54 |
| .2001 | | : | -55 |

| | | | |
|---------|-------|-------------|-----|
| | | : | -56 |
| | .2001 | : | -57 |
| .2004 | | : | -58 |
| | .1991 | : | -59 |
| | | .1984 | -60 |
| .1993 | 1 | : | -61 |
| | | : | -62 |
| | .1985 | (1962-1954) | -63 |
| | | .2003 | -64 |
| | | .2000 | -65 |
| | | .2005 3 | -66 |
| . 2002 | 02 | : | -67 |
| | | .2001 | -68 |
| | | .1993 | -69 |
| .2001 | | : | -70 |
| () | .2003 | : | -71 |
| | | : | -72 |
| | | .1998 | -73 |
| .2003 3 | | : | -73 |

| | | |
|---------|----------------|-----|
| | : | -74 |
| | : | -75 |
| . 2003 | : | -76 |
| | : | -78 |
| | .1998 2 | |
| 814) | : | -80 |
| | (1952- . | |
| | : | -81 |
| .2 | | |
| | 24 : | -82 |
| | 2 : | -83 |
| | : | -84 |
| | .2002 | |
| | : | -85 |
| | : | -86 |
| | .1996 | |
| 2 | : | -87 |
| | .1997 | |
| | | -88 |
| | .2007 | |
| . 1405 | 58 _____ « » : | |
| | : | -89 |
| | . | |
| .1963 2 | : | -90 |
| | : | -91 |
| | .1982 | |
| | : | -92 |
| | .2005 | |
| | : | -93 |

| | | |
|-----------|-----------|-------|
| | : | -94 |
| | .2006 | |
| | : | -95 |
| .1988 | : | -96 |
| .2008 | : | -97 |
| 2 | 1939 1847 | -98 |
| | .2006 | |
| .2006 3 | : | -99 |
| 1931 1903 | : | -100 |
| | .1978 1 | |
| .1 | | -101 |
| .2 | | -102 |
| | : | -103 |
| | .2004 | |
| | : | -104 |
| | : | -105 |
| | .1993 | |
| 2 | : | -106 |
| | .2000 | |
| 1952) | : | -107 |
| | .1990 | (1981 |
| | : | -108 |
| | .2008 | |
| | : | -109 |
| | .2003 | |
| | : | -110 |
| | .1995 | |
| | : | -111 |
| .2 | 2006 | 1 |

:

- 112- Brahim Brahimi: Le Droit à l'information à l'épreuve du parti unique et de l'état d'urgence , Edition SAEC .Liberté , Alger, 2002.
- 113- E. M. Griffin: A First look at Communication Theory (New York: Mc GrawHill, Inc,1994).
- 114 - Rémi Rieffel : Sociologie des médias, Ellipses, Paris, 2001.
- 115 -Rubin Alan M. : Uses and Gratifications : Oasis Foundational Analysis in Dominick, J.R.Y Flecher J. E. Broadcasting research methods C.U.S.A Massachusetts, Allu P F Bacam Ins, 1985.
- 116-Zahir Ihaddaden : La Presse écrite en Algérie, Imprimerie Ech-chorouk; Alger, 2002.

ثالثا الرسائل الجامعية:

- 117 - :
2005-2004
- 118 - :
2002
- 119 - :
1963
1999
- 120 - :
")
(2003/2002
- 121 - :
2007-2006
- 122 - :
2006 2005
- 123 - :
2002

| | | |
|------------|--------------|------|
| 1956 1947 | : | -124 |
| | .2004 2003 | |
| | : | -125 |
| | 1988 1962 | |
| | .1999 | |
| " | " : | -126 |
| .2006-2005 | | |
| | : | -127 |
| .2005-2004 | | |
| | : | -128 |
| | .1998 | |
| | : | -129 |
| | .2002/2001 | |
| | | -130 |
| .2004-2003 | | |
| | : | -131 |
| | .1993-1992 | |
| | () | " : |
| | | -132 |
| | : | |
| .2003-2002 | | |
| | : | -133 |
| .1992-1991 | | |
| | » : | -134 |
| | .« 1939 1935 | |
| | .2002 | |
| | " : | -135 |
| | " | |
| | .2006 | |

| | | |
|-------------|--------------------------|-------|
| " : | »: | -136 |
| | « " " " | |
| | .1995 1994 | |
| | : | -137 |
| | le quotidien d'oran | |
| | . | |
| | : | -138 |
| | 2005 | |
| | .2005-2004 | |
| | رابعا الملتقيات العلمية: | |
| | : | -139 |
| 2010 9 | | |
| | .11,00 | |
| | " : | -140 |
| | .2007 12-11 | |
| | " : | -141 |
| | "(2006) 1427 | |
| .2007 12-11 | | |
| : - | : | -142 |
| .2005 | (2002 14-13) | |
| " | " : | -143 |
| .2007 12-11 | | |
| | : | -144 |
| .2007 | | |
| -) | : | - 145 |
| | .(2002 | |
| | " : | -146 |
| » | | |

| | | | | |
|---------------------------------|-------|-------|-------|-----------|
| | | « | | |
| | | 12-11 | | |
| | .2007 | | | |
| | " | " : | | -147 |
| | .2007 | | | |
| 29 -27) | | : | | -148 |
| | .2002 | | (2001 | |
| خامسا: الدوريات العلمية: | | | | |
| | 1936 | 1355 | 1 | : -149 |
| | .2008 | 4 | " | " : -150 |
| 04 | _____ | " | " | " : -151 |
| | | | | .1990 |
| _____ | " | | " | " : -152 |
| | | | | .1991 147 |
| " | | | " | " : -153 |
| | .2001 | | 1 | _____ |
| | | _____ | " | " : -154 |
| | | | .2000 | 505 |
| .2003 | 1 | _____ | " | " : -155 |
| .2000 | 5 | _____ | " | " : -156 |
| | 126 | _____ | " | " -157 |
| | | | | .1989 |
| | .2007 | 3 | _____ | " : -158 |
| | .1925 | 12/ | 1344 | 25 1 -159 |
| 4 | _____ | " | " | " -160 |
| | | | | .2004 |
| _____ | " | | " | " : -161 |
| | | | .1999 | 23 245 |
| " | | | " | " : -162 |
| | .2001 | | _____ | |

| | | | |
|-------|-------------|---|-------|
| | | " : | 163 |
| | | .164 | _____ |
| | | " : | 164 |
| 31 | _____ | " | |
| | | .1997 | |
| | | | 164 |
| | | " : | -165 |
| 19 | _____ | " | |
| | | .2005 | |
| | .1977 45 | " : | -166 |
| | .2007 03 (|) | -167 |
| _____ | | " : | -168 |
| | | .2003 04 | _____ |
| | | " : | -169 |
| | .2005 10 | " | |
| | .2003 1 | : | -170 |
| | .1998 2 | " : | -172 |
| - | 8 | " : | -173 |
| | | . | 1972 |
| _____ | | " : | -174 |
| | | .1992 7 -6 | _____ |
| | | سادسا: الجرائد والجرائد الرسمية: | |
| | | " : | -175 |
| | .2008/09/11 | 2403 | _____ |
| " | | " | -176 |
| | | .2895 2010 5 | _____ |
| _____ | | " : | -177 |
| | | .2008 4 | 2397 |
| | | | -178 |
| .1990 | 04 14 | _____ | |
| | | 07-90 | : |

| | | |
|----------------------|---------------------|------|
| _____ " | " : | -179 |
| | .2008 28 | 2391 |
| 14 _____ | : | -180 |
| | .2007 | |
| 2478 _____ " | 32 " : | -181 |
| | .2008 | 13 |
| 2404 _____ " 600 | | -182 |
| | .2008 | 13 |
| 17 5170 _____ " | " : | -183 |
| | .24 2007 | |
| .2007 9 5087 _____ " | " : | -184 |
| 470 _____ " | " : | -185 |
| | .2008 07 01 | |
| _____ " | " : | -186 |
| | .1999 03 833 | |
| _____ " | " : | -187 |
| | .2007 21 2127 _____ | |
| _____ " | " : | -188 |
| | .2008 31 2367 | |
| 2317 _____ " | " : | -189 |
| | .2008 03 | |
| 06 24-22 _____ " | " : | -190 |
| | .2008 | |
| | .2895 2010 05 : | -191 |
| | : | |
| | : | -192 |
| | .2003 3 | |
| | | -193 |
| | .2003 | |

| | | | |
|-------|---|----|------|
| | | | -194 |
| | | .4 | 1994 |
| .2005 | 4 | : | -195 |
| | | : | -196 |
| | | .4 | 1995 |
| | | : | -197 |

ثامنا مواقع الإنترنت:

198- أنواع الصورة الصحفية، الثلاثاء 14 ديسمبر 2010 ، تاريخ الدخول: 5 نوفمبر 2011.
<http://apa2007.Eorumpro.fr/618.topic>

199- : 25 2002 9548 1: 24 : 2011
<http://www.aawsat.com/details.asp?section=17&article=84687&issueno=8459>

200- : 2009/03/04
<http://www.aissforum.com/f397/t33891.html>

201- : 2008/04/25
<http://www.almoslim.net/mode/82192203->

202- : 2008/12/29
<http://www.alwakad.net/go/neus.php?action>

203- :
 2008/15/31 :
<http://www.arabmediastudies.com>

204- : 1428-12-13:

<http://www1.albassair.org/modules.php?name=News&file=article&sid=325id=58631>

205-
 2008/12/28

<http://www.aljazeera.net/neus/archive?archive>

.2008/5/26 : -206

<http://www.alarabbia.net>

.2008/12/28 : 04 -207

www.kantakji.com/fiqh/Files/Economics/60338.doc

" : -208

.(<http://www.arabmediastudies.net>):

<http://www.sabilnet.com> 2011 24 : -209

05 : -210

<http://www.sharjah.ac.ae> 2008/12/29

" : -211

.2008/04/26 :

<http://www.arabmediastudies.net>

: -212

2007 14-12

<http://www.arabmediastudies.net> .2008/04/26 :

2008-12-15 : : -213

www.chihab.net

" : -214

. 2011 11 : 1 "

<http://www.echouroukonline.com/ara/culture/64092.html>

16 : 2009 31 740 : -215

<http://www.medias-algerie.com/?p=614> .2011

| | | |
|----------------|--|------|
| : | : | -216 |
| .2008/15/31 : | <u>http://www.arabmediastudies</u> | |
| :2008/8/13 : | | -217 |
| | <u>http://www.magharebia.com/cocoon/awi/xhtml1/ar/features/awi/features/2006/09/21/feature-01</u> | |
| 2011-11-16: 1: | : | -218 |
| | <u>http://www.echoroukonline.com/ara/divers/44340.html</u> | |
| 2008 | | -219 |
| | .2008/08/13 : | |
| | <u>http://www.arabmediastudies.net</u> | |
| . 2011 24 | | -220 |
| | <u>www.marwakf-dz.org</u> <u>http://</u> | |
| | .2009 17 : | -221 |
| | <u>http://www.annabaa.org/nbaneus/51/081.htm</u> | |

الملاحق

الملحق رقم 01

- -

:

الصحافة الجزائرية وتنمية الوعي الديني لدى القراء
- دراسة تحليلية ميدانية -

:

فضيل دليو

:

هند عزوز

:

"-

-

":

:

(×)

❖

(... 3 2 1):

❖

()

❖

:

:

(..... 3 2 1:) -1

-

L'Expression El Watan -

Le Quotidien Liberté EL Moudjahid

.....:()

.....

-2

- - * -3

- - :

- - :

.....:

.....

:

-4

() -5

-

-

-6

-
-
-

:

7

()

 (...)

:()

-8

-9

:

(x) :

10

$$\begin{array}{r} \square \\ \square \end{array} - \begin{array}{r} \square \\ \square \end{array} = \square - \square$$

:

.....

.....

:

-11

$$\begin{array}{r} \square \\ \square \\ \square \end{array} - \begin{array}{r} \square \\ \square \\ \square \end{array} = \square - \square$$

()

.....

.....

:

-12

$$\square - \square$$

:

(x) :

13

$$\begin{array}{r} \square (... \\ \square (... \\ \square (... \end{array} \begin{array}{r}) \\) \\) \end{array}$$

| | |
|--|--|
| | |
|--|--|

.....:

.....

(x) : **-14**

| | | | | |
|--|--|--|--|--|
| | | | | |
| | | | | |
| | | | | |

..... :

.....

.....

:

(x) : **-15**

| | | | | | | | |
|--|--|--|--|--|--|--|--|
| | | | | | | | |
| | | | | | | | |
| | | | | | | | |
| | | | | | | | |

..... :

.....

.....

:() **16**

| | | | | | | | |
|--|--|--|--|--|--|--|--|
| | | | | | | | |
| | | | | | | | |
| | | | | | | | |
| | | | | | | | |

..... :

(x) :

17

-

-

-

-

-

:(x) :

18

:(x)

19

20

21

(...)

.....
.....

22

()

23

-

 () -
 -

24

25

26

27

-

-

:

.....

.....

.....

.....

:

-1

-2

-1

-2

-3

-4

-5

2

| | | : | -3 |
|--------------------------|--------|--------|----|
| <input type="checkbox"/> | | 5000 | -1 |
| <input type="checkbox"/> | 10.000 | 5000 | -1 |
| <input type="checkbox"/> | 15.000 | 10.001 | -2 |
| <input type="checkbox"/> | 20.001 | 15.001 | -3 |
| <input type="checkbox"/> | | 20.001 | -4 |

الملحق رقم 2

:

"(

"

:

:

:

:

:

: _____ :

: 1/1

. 1/1/1

. 2/1/1

. 3/1/1

: **1/1/1**

.

.

.

.

.

.

.

.

.

.

.

: **2/1/1**

.

.

.

.

: **3/1**

.

.

.

: 2/1

- 1/2/1

-

2/2/1

3/ 1

1/3/1

2/3/1

3/3/1

4/3/1

5/3/1

4/1

1/4/1

2/4/1

3/4/1

1/4/1

2/4/1

3/4/1

:() :

1/2

1/1/2

2/1/2

3/1/2

4/1/2

5/1/2

6/1/2

7/1/2

.() 8/1/2

9/1/2

2/2

1/2/2

2/2/2

3/2

1/3/2

الملحق رقم 3

ترميز فئات المحتوى و الشكل.

1- البيانات الخاصة بالوثيقة

| | | | |
|---|---|---|--------------|
| | | 1 | اسم الصحيفة |
| 4 | 3 | 2 | تاريخ الصدور |
| | | 5 | العدد |

- تحليل البيانات:

أ- فئات المحتوى

| | | | | |
|---|---|---|---|-----|
| 9 | 8 | 7 | 6 | - 2 |
|---|---|---|---|-----|

| | | | |
|-----|-----|-----|-----|
| 3/6 | 2/6 | 1/6 | - 3 |
|-----|-----|-----|-----|

11/1/6 10/1/6 9/1/6 8/1/6 7/1/6 6/1/6 5/1/6 4/1/6 3/1/6 2/1/6 1/1/6 -4

| | | | | | | | | | | | |
|--|--|--|--|--|--|--|--|--|--|--|--|
| | | | | | | | | | | | |
|--|--|--|--|--|--|--|--|--|--|--|--|

| | | | | |
|-------|-------|-------|-------|-----|
| 4/2/6 | 3/2/6 | 2/2/6 | 1/2/6 | - 5 |
|-------|-------|-------|-------|-----|

| | | | | | | | | | | |
|--------|-------|-------|-------|-------|-------|-------|-------|-------|-------|-----|
| 10/3/6 | 9/3/6 | 8/3/6 | 7/3/6 | 6/6/3 | 5/6/4 | 4/3/6 | 3/3/6 | 2/3/6 | 1/3/6 | - 6 |
|--------|-------|-------|-------|-------|-------|-------|-------|-------|-------|-----|

.....

18/3/6 17/3/6 16/3/6 15/3/6 14/3/6 13/3/6 12/3/6 11/3/6

| | | | | | | | | |
|--|--|--|--|--|--|--|-----|-----|
| | | | | | | | 2/7 | 1/7 |
|--|--|--|--|--|--|--|-----|-----|

7

| | |
|--|--|
| | |
|--|--|

5/1/7 4/1/7 3/7/1 2/1/7 1/1/7

| | | | | |
|--|--|--|--|--|
| | | | | |
|--|--|--|--|--|

8

9/2/7 8/2/7 7/2/7 6/2/7 5/2/7 4/2/7 3/2/7 2/2/7 1/2/7

| | | | | | | | | |
|--|--|--|--|--|--|--|--|--|
| | | | | | | | | |
|--|--|--|--|--|--|--|--|--|

9

5/8 4/8 3/8 2/8 1/8

| | | | | |
|--|--|--|--|--|
| | | | | |
|--|--|--|--|--|

10

3/9 2/9 1/9

| | | |
|--|--|--|
| | | |
|--|--|--|

11

4/1/9 3/1/9 2/1/9 1/1/9

| | | | |
|--|--|--|--|
| | | | |
|--|--|--|--|

12

9/2/ 8/2/9 7/2/9 6/2/9 5/2/9 4/2/9 3/2/9 2/2/9 1/2/9

| | | | | | | | | |
|--|--|--|--|--|--|--|--|--|
| | | | | | | | | |
|--|--|--|--|--|--|--|--|--|

13

6/3/9 5/3/9 4/3/9 3/3/9 2/3/9 1/3/9

| | | | | | |
|--|--|--|--|--|--|
| | | | | | |
|--|--|--|--|--|--|

14

.....

ب- فئات الشكل

12 11 10 15

| | | |
|--|--|--|
| | | |
|--|--|--|

9/10 8/10 7/10 6/10 5/10 4/10 3/10 2/10 1/10 16

| | | | | | | | | |
|--|--|--|--|--|--|--|--|--|
| | | | | | | | | |
|--|--|--|--|--|--|--|--|--|

2/11 1/11 17

| | |
|--|--|
| | |
|--|--|

4/12 3/12 2/12 1/12 18

| | | | |
|--|--|--|--|
| | | | |
|--|--|--|--|

.....

| | | | | |
|---|--------|---------|---|----|
| | | | : | : |
| | 4-3-2 | | 1 | -1 |
| | 3 | | 2 | |
| | | 5 | | 4 |
| : | | 9 6 | | -2 |
| | | | | |
| : | | 3/6 1/6 | | -3 |
| | | | | |
| | 11/1/6 | 1/1/6 | | -4 |
| | | : | | |
| | | | | |
| | 4/2/6 | 1/2/6 | | -5 |
| | | : | | |
| | | | | |
| | 18/3/6 | 1/3/6 | | -6 |
| | | : | | |

.....

6/3/9 1/3/9 -14

- :

- - -

.

: -

: 12,11,10 -15

9/10 1/10 -16

:

- - - -

- - -

.

: 2/11 1/11 -17

.

4/12 1/12 -18

:

.

الملاحق رقم 4

:

:

: **1**

() ()

.

:

: **1-1**

:

:

...

: **2-1**

:

:

...

:

...

:

:

.

:

.

: 3 1

(...)

...

()

: 2

:

: -1-2

:

:

:

:

:

-

:

:

"

" :

:

-2-2

:

-

-

-

-

.

-

-

-

-

:

-3

:

.

.

:

.

:

...

:

: -4

:

: 1 4

:

:

:

:

) " "

...

:

:

:

2-4

:

:

.

:

...

:

:

.

:

.

:

.

:

.

:

...

:

.

:

.

:

3-4

:

:

.

:

.

:

.

:

.

:

:

1-2

:

:

.

:

.

:

:

:

:

:

:

:

:

2-2

:

3 -2

الافكار

فهرس الجدول

| | | |
|-----|----|---|
| | | |
| 51 | 01 | |
| 52 | 02 | |
| 55 | 03 | |
| 56 | 04 | |
| 56 | 05 | |
| 169 | 06 | |
| 169 | 07 | |
| 177 | 08 | |
| 178 | 09 | |
| 179 | 10 | |
| 180 | 11 | |
| 181 | 12 | |
| 182 | 13 | |
| 183 | 14 | - |
| 184 | 15 | - |
| 185 | 16 | |
| 186 | 17 | |
| 187 | 18 | |
| 188 | 19 | |
| 189 | 20 | |
| 190 | 21 | |
| 192 | 22 | |

| | | |
|-----|----|-----|
| | | |
| 193 | 23 | - - |
| 195 | 24 | |
| 196 | 25 | |
| 197 | 26 | |
| 197 | 27 | - |
| 198 | 28 | |
| 199 | 29 | |
| 200 | 30 | |
| 200 | 31 | |
| 201 | 32 | |
| 202 | 33 | |
| 203 | 34 | |
| 204 | 35 | |
| 205 | 36 | |
| 206 | 37 | |
| 207 | 38 | |
| 208 | 39 | |
| 209 | 40 | |
| 210 | 41 | |
| 211 | 42 | |
| 212 | 43 | |

| | | |
|-----|----|--|
| 213 | 44 | |
| 214 | 45 | |
| 215 | 46 | |
| 215 | 47 | |
| 216 | 48 | |
| 217 | 49 | |
| 218 | 50 | |
| 219 | 51 | |
| 220 | 52 | |
| 222 | 53 | |
| 223 | 54 | |
| 224 | 55 | |
| 225 | 56 | |
| 226 | 57 | |
| 227 | 58 | |
| 228 | 59 | |
| 229 | 60 | |
| 230 | 61 | |
| 231 | 62 | |
| 232 | 63 | |

| | | |
|-----|----|--|
| 232 | 64 | |
| 233 | 65 | |
| 234 | 66 | |
| 235 | 67 | |
| 236 | 68 | |
| 237 | 69 | |
| 238 | 70 | |
| 239 | 71 | |
| 239 | 72 | |
| 240 | 73 | |
| 241 | 74 | |
| 242 | 75 | |
| 243 | 76 | |
| 244 | 77 | |
| 245 | 78 | |
| 245 | 79 | |
| 246 | 80 | |
| 247 | 81 | |
| 248 | 82 | |
| 249 | 83 | |
| 250 | 84 | |

| | | |
|-----|-----|-----|
| | | |
| 251 | 85 | |
| 252 | 86 | |
| 256 | 87 | - - |
| 263 | 88 | |
| 272 | 89 | |
| 275 | 90 | |
| 277 | 91 | |
| 280 | 92 | |
| 282 | 93 | |
| 283 | 94 | |
| 285 | 95 | |
| 286 | 96 | |
| 287 | 97 | |
| 288 | 98 | |
| 290 | 99 | |
| 292 | 100 | |
| 293 | 101 | |
| 296 | 102 | |
| 298 | 103 | |
| 299 | 104 | |
| 300 | 105 | |
| 302 | 106 | |
| 303 | 107 | |
| 304 | 108 | |
| 306 | 109 | |

| | | |
|-----|-----|--|
| 308 | 110 | |
| 310 | 111 | |
| 311 | 112 | |
| 312 | 113 | |
| 315 | 114 | |
| 316 | 115 | |
| 317 | 116 | |
| 319 | 117 | |
| 321 | 118 | |
| 323 | 119 | |
| 325 | 120 | |
| 326 | 121 | |
| 327 | 122 | |
| 328 | 123 | |
| 329 | 124 | |
| 331 | 125 | |
| 332 | 126 | |
| 333 | 127 | |
| 334 | 128 | |
| 335 | 129 | |
| 336 | 130 | |

| | | |
|-----|-----|--|
| | | |
| 337 | 131 | |
| 339 | 133 | |
| 340 | 134 | |
| 342 | 135 | |
| 344 | 136 | |
| 345 | 137 | |
| 346 | 138 | |
| 347 | 139 | |
| 348 | 140 | |
| 349 | 141 | |
| 350 | 142 | |
| 352 | 143 | |
| 357 | 144 | |
| 360 | 145 | |

فهرس المواضيع

| | | | |
|-----|-------|-------|-----|
| 01 | | | |
| 06 | | | |
| 07 | | | |
| 11 | | | |
| 21 | | | |
| 21 | | | 1 |
| 23 | | | 2 |
| 25 | | : | |
| 31 | | : | |
| 32 | | : | |
| 32 | | | 1 6 |
| 33 | | 2-6 | |
| 34 | | 3-6 | |
| 35 | | 4 6 | |
| 44 | | 5 6 | |
| 53 | | 6-6 | |
| 58 | | : | : |
| 60 | | | : |
| 60 | | 1-1 | |
| 75 | | 2-1 | |
| 78 | | : 3-1 | |
| 85 | | | : |
| 85 | | 1-2 | |
| 95 | | 2- 2 | |
| 106 | | -3-2 | |

| | | |
|-----|-------|------|
| 121 | | : |
| 137 | | : |
| 154 | | : |
| 175 | | : |
| 177 | | : |
| 208 | | : |
| 239 | | : |
| 254 | | : |
| 270 | | : |
| 272 | | : |
| 303 | | : |
| 312 | | : |
| 317 | | : |
| 328 | | : |
| 354 | | |
| 366 | | |
| 375 | | |
| 393 | | (01) |
| 403 | | (02) |
| 409 | | (03) |
| 416 | | (04) |
| 423 | | |
| 432 | | |