

# Charming New Physics in Beautiful Processes?

Matthew John Kirk

A Thesis presented for the degree of  
Doctor of Philosophy



Institute for Particle Physics Phenomenology  
Department of Physics  
Durham University  
United Kingdom

August 2018



# Charming New Physics in Beautiful Processes?

Matthew John Kirk

Submitted for the degree of Doctor of Philosophy

August 2018

**Abstract:** In this thesis we study quark flavour physics and in particular observables relating to  $B$  meson mixing and lifetimes. Meson mixing arises due to the nature of the weak interaction, and leads to several related observables that are highly suppressed in the Standard Model (SM). Alongside meson mixing, lifetimes provide an insight into rare  $B$  processes which can shed light on possible new physics.

Both calculations are based on an Effective Field Theory (EFT) framework, in particular the Weak Effective Theory. This framework allows us to separate the high scale effects which are calculable in perturbation theory from the low energy matrix element which are determined through other means. Within this framework, the observables are expanded using the Heavy Quark Expansion (HQE) technique, which utilises the relatively large masses of  $b$  and  $c$  quarks to reveal a further hierarchy of corrections. The basics of EFTs and the HQE are explored in detail as an entry point to the majority of the work in this thesis.

In the rest of the thesis, we take aim at pushing the accuracy of our SM predictions further: by testing the underlying assumption of Quark-Hadron duality in the HQE; by studying possible new physics models that can explain the long standing problem of dark matter as well as recently seen anomalies; and by using alternative approaches to determining the low energy constants associated with mixing and lifetimes in order to provide independent and state-of-the-art results.





# Contents

<b>Declaration</b>	<b>11</b>
<b>Acknowledgements</b>	<b>13</b>
<b>1 Introduction</b>	<b>15</b>
1.1 The Standard Model . . . . .	15
1.1.1 QCD . . . . .	16
1.1.2 Electroweak Theory and the Higgs Mechanism . . . . .	17
1.2 Flavour . . . . .	19
1.2.1 CKM . . . . .	20
1.2.2 CP Violation . . . . .	22
1.3 Beyond the Standard Model? . . . . .	23
1.3.1 Dark Matter . . . . .	24
1.3.2 Matter-Antimatter Asymmetry . . . . .	27
1.3.3 Neutrino Masses . . . . .	29
1.3.4 Flavour Anomalies . . . . .	30
1.4 Remainder of the thesis . . . . .	31
<b>2 Theoretical Tools</b>	<b>33</b>
2.1 Effective Field Theories . . . . .	33
2.2 Heavy Quark Expansion . . . . .	34
2.3 Heavy Quark Effective Theory . . . . .	36
2.4 Example calculations . . . . .	38
2.4.1 Matching and RG running . . . . .	38
2.4.2 $B_s$ mixing . . . . .	47
2.5 $B$ mixing observables . . . . .	53

<b>3</b>	<b>Quark-Hadron Duality</b>	<b>55</b>
3.1	Introduction . . . . .	55
3.2	Duality violation . . . . .	56
3.2.1	$B$ mixing . . . . .	60
3.2.2	Duality bounds from lifetime ratios . . . . .	66
3.3	Numerical Updates of Standard Model Predictions . . . . .	70
3.4	$D$ mixing . . . . .	74
3.5	Summary . . . . .	78
<b>4</b>	<b>Charming Dark Matter</b>	<b>81</b>
4.1	Introduction . . . . .	81
4.1.1	The DMFV Model . . . . .	84
4.2	Relic Density . . . . .	86
4.2.1	Relic Density with coannihilations . . . . .	86
4.2.2	The Generation of Mass Splitting . . . . .	87
4.3	Flavour Constraints . . . . .	88
4.3.1	Mixing Observables . . . . .	88
4.3.2	Rare Decays . . . . .	89
4.4	Direct Detection Constraints . . . . .	91
4.5	Indirect Detection Constraints . . . . .	94
4.5.1	Basics of Indirect Detection . . . . .	94
4.5.2	Gamma rays (and other mono-chromatic lines) . . . . .	96
4.6	Collider Constraints . . . . .	97
4.6.1	EFT Limit . . . . .	98
4.6.2	LHC bounds . . . . .	98
4.6.3	Collider Constraints within DMFV . . . . .	102
4.7	Results . . . . .	104
4.7.1	Constrained Scenarios . . . . .	109
4.8	Summary . . . . .	115

<b>5</b>	<b>Charming new physics in rare <math>B_s</math> decays and mixing?</b>	<b>117</b>
5.1	Introduction . . . . .	117
5.2	Charming new physics scenario . . . . .	118
5.3	Rare $B$ decays . . . . .	119
5.4	Mixing and lifetime observables . . . . .	120
5.5	Rare decays versus lifetimes – low-scale scenario . . . . .	122
5.6	High-scale scenario and RGE . . . . .	123
5.6.1	RG enhancement of $\Delta C_9^{\text{eff}}$ . . . . .	123
5.6.2	Phenomenology for high NP scale . . . . .	124
5.6.3	Implications for UV physics . . . . .	126
5.7	Prospects and summary . . . . .	127
<b>6</b>	<b>Dimension-six matrix elements from sum rules</b>	<b>129</b>
6.1	Introduction . . . . .	129
6.2	QCD-HQET matching for $\Delta B = 2$ operators . . . . .	131
6.2.1	Setup . . . . .	131
6.2.2	Results . . . . .	133
6.2.3	Matching of QCD and HQET bag parameters . . . . .	134
6.3	HQET sum rule . . . . .	136
6.3.1	The sum rule . . . . .	136
6.3.2	Spectral functions at NLO . . . . .	137
6.3.3	Sum rule for the bag parameters . . . . .	139
6.4	Results for $\Delta B = 2$ operators . . . . .	142
6.4.1	Details of the analysis . . . . .	142
6.4.2	Results and comparison . . . . .	144
6.4.3	$B_s$ and $B_d$ mixing observables . . . . .	146
6.5	$\Delta B = 0$ operators and ratios of $B$ meson lifetimes . . . . .	148
6.5.1	Operators and matrix elements . . . . .	148
6.5.2	Results for the spectral functions and bag parameters . . . . .	149
6.5.3	Results for the lifetime ratios . . . . .	152
6.6	Matrix elements for charm and the $D^+ - D^0$ lifetime ratio . . . . .	154
6.6.1	Matrix elements for $D$ mixing . . . . .	154
6.6.2	Matrix elements for $D$ lifetimes and $\tau(D^+)/\tau(D^0)$ . . . . .	156
6.7	Summary . . . . .	157

---

<b>7</b>	<b>One constraint to kill them all?</b>	<b>161</b>
7.1	Introduction . . . . .	161
7.2	$B_s$ mixing in the SM . . . . .	161
7.3	$B_s$ mixing beyond the SM . . . . .	163
7.3.1	Impact of $B_s$ mixing on NP models for B-anomalies . . . . .	164
7.3.2	Model building directions for $\Delta M_s^{\text{NP}} < 0$ . . . . .	169
7.4	Summary . . . . .	171
<b>8</b>	<b>Conclusions</b>	<b>173</b>
<b>A</b>	<b>Fierz transformations</b>	<b>181</b>
<b>B</b>	<b>Feynman Rules</b>	<b>183</b>
<b>C</b>	<b>Four Quark Matrix Elements</b>	<b>185</b>
<b>D</b>	<b>Additional information from “Quark-Hadron Duality”</b>	<b>189</b>
D.1	Inputs and detailed view of uncertainties . . . . .	190
D.2	Proof of $\Delta\Gamma \leq 2 \Gamma_{12} $ . . . . .	195
<b>E</b>	<b>Additional information from “Charming Dark Matter”</b>	<b>197</b>
E.1	Rare decays . . . . .	197
E.2	Direct Detection . . . . .	198
E.2.1	LUX . . . . .	198
E.2.2	CDMSlite . . . . .	199
E.3	Feynman Diagrams for collider searches . . . . .	199
E.3.1	Monojet processes . . . . .	199
E.3.2	Dijet processes . . . . .	201
<b>F</b>	<b>Additional information from “Charming new physics in rare <math>B_s</math> decays and mixing?”</b>	<b>203</b>

---

<b>G</b>	<b>Additional information from “Dimension-six matrix elements from sum rules”</b>	<b>205</b>
G.1	Basis of evanescent operators and ADMs . . . . .	206
G.1.1	$\Delta B = 2$ operators . . . . .	206
G.1.2	$\Delta B = 0$ operators . . . . .	208
G.2	Inputs and detailed overview of uncertainties . . . . .	209
<b>H</b>	<b>Additional information from “One constraint to kill them all?”</b>	<b>213</b>
H.1	Numerical input for theory predictions . . . . .	213
H.2	Error budget of the theory predictions . . . . .	213
H.3	Non-perturbative inputs . . . . .	215
H.4	CKM-dependence . . . . .	216
	<b>Bibliography</b>	<b>219</b>



# Declaration

The work in this thesis is based on research carried out in the Institute for Particle Physics Phenomenology at Durham University. No part of this thesis has been submitted elsewhere for any degree or qualification. This thesis is partly based on joint research as noted below.

- Chapter 3 is based on the article “On the Ultimate Precision of Meson Mixing Observables” published in Nuclear Physics B [1].
- Chapter 4 is based on the article “Charming Dark Matter” published in the Journal of High Energy Physics [2].
- Chapter 5 is based on the article “Charming new physics in rare  $B$  decays and mixing?” published in Physical Review D [3].
- Chapter 6 is based on the article “Dimension-six matrix elements for meson mixing and lifetimes from sum rules” published in the Journal of High Energy Physics [4].
- Chapter 7 is based on the article “One constraint to kill them all?” published (as “Updated  $B_s$ -mixing constraints on new physics models for  $b \rightarrow s\ell^+\ell^-$ ”) in Physical Review D [5].

**Copyright © 2018 Matthew John Kirk.**

The copyright of this thesis rests with the author. No quotation from it should be published without the author’s prior written consent and information derived from it should be acknowledged.





# Acknowledgements

I would like to thank my supervisor Alex Lenz, for his expert guidance, advice, and support throughout my PhD, without which I would not have reached this stage. He has been an invaluable guide in the world of flavour physics, and he has been an outstanding supervisor over the last four years.

I must also thank the IPPP for offering me the chance to continue studying the subject I love, and STFC for the funding that enabled me to do so.

Throughout my PhD, my work has been done in collaboration with others and so I must extend my thanks to Gilberto Tetlalmatzi Xolocotzi, Thomas Jubb, Sebastian Jäger, Kirsty Leslie, Thomas Rauh, and Luca Di Luzio for being enjoyable to work with. Along with Alex, they have helped shape this thesis. I must also single out and thank Alex, Rachael, Danny, Andrew, Jonny, and Duncan for agreeing to proofread parts of this thesis, large or small.

Over my time in Durham, my fellow students at the IPPP (and in particular my office mates past and present) have made it a joy to come to work everyday. While the atmosphere of the office has changed over the last three years, it has always been great. I make my apologies to those in other offices (particularly OC118) who have been subjected to my bored wanderings.

Beyond work, I cannot begin to describe in this short space how much I have enjoyed my time as part of Grey MCR. It has shaped me, and made these last few years some of the best of my life. It has been a pleasure and a privilege to be a part of the amazing community at Grey, both on the MCR Exec and otherwise – I hope I have, in one way or another, conveyed this to everybody I have met here. I cannot name you all, but I feel I must pick out and thank a few individually. Bear: for everything from your passing suggestion of dinner to our many hours of gaming. Darren: for the sheer joy physics inspires in you 24 hours a day, your mad banter, and the many helpful conversations. Sarah: for being such an amazing friend. And Rachael: for these last ten months.

Finally of course, my parents, for supporting me my entire life.



# Chapter 1

## Introduction

Particle physics can be described as the area of physics which concerns itself with describing the fundamental building blocks of the universe. Its aim is no less lofty than the construction of a model that can, with minimal input, generate correct predictions for the interactions on the smallest scales, and allow us to build up physical laws we can use to describe our world. Our current best working model of this type is known as the Standard Model (SM) – the nature of the SM will be described in the rest of this chapter, alongside a brief historical overview of its construction. Finding ways to clearly test the SM and probe possible extensions to it is the work which the remainder of this thesis consists of.

### 1.1 The Standard Model

The SM, as a complete theory, has been developed over an extended period of time. The start of the journey could well be considered to be the development of Quantum Electrodynamics (QED) over several decades, from Dirac [6] to Tomonaga [7], Schwinger [8, 9], Feynman [10–12], and many others. The other major constituent parts of the SM were developed in the 1960s and 1970s – the Brout-Englert-Higgs (BEH) mechanism [13–15]; the unified theory of electroweak interactions by Glashow [16], Weinberg [17], and Salam [18]; the Quantum Chromodynamics (QCD) Lagrangian by Fritzsche, Gell-Mann, and Leutwyler [19], and the nature of asymptotic freedom in QCD by Gross and Wilczek [20], and Politzer [21].

The SM is formulated as a quantum field theory (QFT) – the dynamics of the theory are characterised by the Lagrangian density  $\mathcal{L}_{\text{SM}}$ .<sup>1</sup> The SM Lagrangian can

---

<sup>1</sup>Typically referred to as just the Lagrangian, which we will do from here on out.

Field	$SU(3)_c$	$SU(2)_L$	$U(1)_Y$
$Q_L$	<b>3</b>	<b>2</b>	$1/6$
$u_R$	<b>3</b>	<b>1</b>	$2/3$
$d_R$	<b>3</b>	<b>1</b>	$-1/3$
$L_L$	<b>1</b>	<b>2</b>	$-1/2$
$e_R$	<b>1</b>	<b>1</b>	$-1$
$H$	<b>1</b>	<b>2</b>	$1/2$

Table 1.1: Field content of the SM.

be written rather succinctly in the form<sup>1</sup>

$$\begin{aligned}
\mathcal{L}_{\text{SM}} = & -\frac{1}{4}F_{\mu\nu}F^{\mu\nu} \\
& + i\bar{\psi}\not{D}\psi \\
& + \psi_i y_{ij} \psi_j H + \text{h.c.} \\
& + |D_\mu H|^2 - V(H),
\end{aligned} \tag{1.1.1}$$

where successive lines describe, respectively, the kinetic and self-interactions of gauge fields; the kinetic terms of fermions and their interaction with gauge fields; the interactions of the fermions with the Higgs field; and the kinetic and self-interactions of the Higgs field. The SM is a gauge theory, with the Lagrangian having a  $SU(3)_c \times SU(2)_L \times U(1)_Y$  gauge symmetry. It is also Lorentz invariant, as is required to be consistent with special relativity. The power of symmetries can be appreciated here – given we want a renormalisable theory which has  $SU(3)_c \times SU(2)_L \times U(1)_Y$  gauge symmetries,  $SO(1, 3)$  Lorentz symmetry, and the field content in Table 1.1, Equation 1.1.1 is the only possible Lagrangian we can write.<sup>2</sup>

In the next two sections, we will break the SM Lagrangian down differently to show the different gauge groups and their properties.

### 1.1.1 QCD

QCD is a non-abelian gauge theory, meaning the generators of the symmetry don't commute. The symmetry is  $SU(3)_c$ , where the subscript stands for *colour* – the label we use for the gauge charges of QCD. Quarks live in the fundamental representation of  $SU(3)$ , while gluons live in the adjoint (from which we need only take that there are three colours of quarks, but eight colours of gluon).

<sup>1</sup>Available on t-shirts, mugs, etc. from all good gift shops.

<sup>2</sup>The issue of a possible right handed neutrino  $\nu_R$ , which could in principle be added, is briefly discussed later in Section 1.3.3.

Singling out the pure QCD parts of Equation 1.1.1, we have two relatively simple parts: the QCD gauge field tensor and the covariant derivative that couples quarks to the gluon field. The gauge field tensor in QCD can be written as

$$G_{\mu\nu}^a = \partial_\mu G_\nu^a - \partial_\nu G_\mu^a + g_s f^{abc} G_\mu^b G_\nu^c,$$

where  $G^a$  is a gluon field,  $g_s$  is the coupling constant of QCD (also called the strong coupling constant), and  $f^{abc}$  is the antisymmetric structure constant of  $SU(3)$ . The covariant derivative for QCD, acting on quarks which exist in the fundamental representation of  $SU(3)$ , is

$$(D_\mu)_{ij} = \partial_\mu \delta_{ij} - ig_s G_\mu^a t_{ij}^a, \quad (1.1.2)$$

where  $t^a$  are the generators of  $SU(3)$  which obey the following useful relations:

$$\begin{aligned} t_{ij}^a t_{jk}^a &= C_F \delta_{ij} \equiv \frac{N_c^2 - 1}{2N_c} \delta_{ij}, \\ t_{ij}^a t_{kl}^a &= \frac{1}{2} \left( \delta_{il} \delta_{kj} - \frac{1}{N_c} \delta_{ij} \delta_{kl} \right). \end{aligned}$$

(The second result can be thought of as a Fierz relation in colour space, see Appendix A for details.)

### 1.1.2 Electroweak Theory and the Higgs Mechanism

The other half of the SM is the electroweak sector – the unification of the weak and electromagnetic interactions into a  $SU(2)_L \times U(1)_Y$  gauge group, where the subscript  $L$  stands for *left* and the subscript  $Y$  for *weak hypercharge*. The respective gauge field strengths are

$$W_{\mu\nu}^a = \partial_\mu W_\nu^a - \partial_\nu W_\mu^a + g \varepsilon^{abc} W_\mu^b W_\nu^c,$$

where  $\varepsilon^{abc}$  is the standard three dimensional Levi-Civita tensor, and

$$B_{\mu\nu} = \partial_\mu B_\nu - \partial_\nu B_\mu.$$

The  $SU(2)$  group is labelled left as the electroweak sector explicitly distinguishes between left and right chiralities – left handed fermions sit in the doublet representation of  $SU(2)$ , while right handed fermions are  $SU(2)$  singlets; and as seen in Table 1.1 the left and right handed fields have different charges under the  $U(1)$  group. This makes the SM a parity violating theory – we will discuss this more in Sections 1.2.2 and 1.3.2.

Since the different chiralities sit in different representations of the group, the covariant derivative acts differently on them – for left handed particles, it takes the form

$$D_\mu = \partial_\mu - igW_\mu^a \frac{\sigma^a}{2} - ig'Y_L B_\mu, \quad (1.1.3)$$

where  $\sigma^a$  are the Pauli matrices, while for right handed particles only the weak hypercharge field acts and it takes the form

$$D_\mu = \partial_\mu - ig'Y_R B_\mu, \quad (1.1.4)$$

and we have explicitly distinguished the weak hypercharge  $Y_{L,R}$  for left and right handed fields to remind the reader that they are not equal. The chiral nature of the electroweak theory means that a standard Dirac mass term like  $m\psi_L\psi_R$  cannot be simply included, as the left and right handed fields transform differently under the gauge symmetry. Mass terms for the vector bosons  $W_\mu^a$  and  $B_\mu$ , like  $M_V^2 V_\mu V^\mu$ , are also not gauge invariant; and yet we know the  $W$  and  $Z$  bosons are definitely not massless. The resolution of both these problems is the BEH mechanism [13–15]. By adding a complex scalar field with a particularly shaped potential, we can arrange for the field to acquire a vacuum expectation value (VEV), spontaneously breaking the symmetry obeyed by the SM Lagrangian down to  $SU(3)_c \times U(1)_{\text{EM}}$ .

A form of potential that achieves our aims is

$$V(H) = -\mu^2(H^\dagger H) + \lambda(H^\dagger H)^2,$$

with  $\mu^2, \lambda > 0$  – often known as the “Mexican hat” potential. It is easily seen that with those choices for the sign of the Higgs potential parameters, the field has a minimum at

$$|H| = v, \text{ where } v = \sqrt{\frac{\mu^2}{2\lambda}} \neq 0 \text{ and has dimensions of mass.}$$

The non-zero VEV breaks the electroweak symmetry  $SU(2)_L \times U(1)_Y$  down to  $U(1)_{\text{EM}}$ , i.e. just the symmetry associated with the conservation of electric charge. After symmetry breaking we can, in the unitary gauge, write the Higgs doublet in the form

$$H = \frac{1}{\sqrt{2}} \begin{pmatrix} 0 \\ v + h \end{pmatrix}, \quad (1.1.5)$$

where  $h$  is the field associated with the Higgs boson. In this form, it is most straightforward to see the origin of the fermion and gauge boson mass terms. We leave the discussion of the origin of fermion masses to Section 1.2.1 as this is a crucial part of the broad spectrum of flavour phenomenology. For the gauge bosons, if we expand the covariant derivative terms in the broken Higgs phase, we find terms with

two gauge fields and factors of  $v, g, g'$  as coefficients – these look exactly like gauge boson mass terms. With this procedure we find mixed terms however, like  $v^2 W_\mu^3 B^\mu$ . If we diagonalise the mass matrix for the  $B^\mu$  and  $W^{3,\mu}$  fields, we find one massless eigenstate and one massive eigenstate, which we will suggestively call  $A^\mu$  and  $Z^\mu$  respectively. Defining also the combination  $W_\mu^\pm \equiv \frac{1}{\sqrt{2}}(W_\mu^1 \mp iW_\mu^2)$ , we end up with the following mass terms:

$$\begin{aligned} \mathcal{L}_{\text{SM}} &\supset -\frac{v^2 g^2}{4} W^{+\mu} W_\mu^- - \frac{v^2 (g^2 + g'^2)}{4} Z^\mu Z_\mu \\ &= -\frac{v^2 g^2}{4} W^{+\mu} W_\mu^- - \frac{v^2 g^2}{8 \cos^2 \theta_W} Z^\mu Z_\mu \\ &\equiv -M_W^2 W^{+\mu} W_\mu^- - \frac{M_Z^2}{2} Z^\mu Z_\mu. \end{aligned}$$

As seen in experiment, we have massive  $W$  and  $Z$  bosons while the photon stays massless.

As a final point to round out this brief discussion, we mention the different gauge choices for the Higgs field. While unitary gauge (which leaves us the form shown in Equation 1.1.5) is convenient for demonstrating the mass generation mechanism, for calculational purposes Feynman gauge is generally better, as it improves the convergence of diagrams with virtual massive electroweak bosons. In this gauge, along with the  $W^\pm$  and  $Z$  bosons we also have charged Goldstone scalars  $\phi^\pm$  and a neutral Goldstone scalar  $\phi^Z$ . These couple to fermions in a similar way as the corresponding  $W^\pm$  and  $Z$  bosons, and so are important for loop corrections; in the calculation of meson mixing for example (see Section 2.4.2 for more detail) it is important to consider the Goldstone diagrams.

## 1.2 Flavour

While the field content of the SM as detailed in Table 1.1 might at first glance seem relatively modest, there is an complication. We have found an extra two copies of the up, down, electron, and electron neutrino particles, whose fundamental properties are exactly the same except for their masses. We say that there are three generations of quarks and leptons, and refer<sup>1</sup> to the six different types of quarks and leptons as *flavours*. The different generations give rise to a huge variety of phenomenology, and the study of quark flavour will be the primary focus of this thesis (although see Section 1.3.4 and Chapter 7 for some interesting signs involving different lepton

<sup>1</sup>After a fortuitous trip to a Baskin-Robbins shop [22, 23] by Harald Fritzsch and Murray Gell-Mann.

flavours). In flavour physics, processes that change the flavour of particles can occur through tree-level interactions of the charged  $W^\pm$  bosons, or through rarer, so called Flavour Changing Neutral Current (FCNC), interactions. Why FCNCs are not seen at tree level in the SM, and are instead much rarer due to being loop-suppressed is a result of the specific nature of how the BEH mechanism arises in the SM, and we will discuss this in the next section.

### 1.2.1 CKM

The method by which fermions gain their mass via the BEH mechanism is slightly more complex than that for the  $Z$  and  $W$  bosons, due to the existence of multiple generations. The generic form of the Yukawa interaction [24] between the Higgs field and quarks is

$$\begin{aligned} \mathcal{L} &\supset Y_{ij}^u \overline{Q}_L^i \tilde{H} u_R^j + Y_{ij}^d \overline{Q}_L^i H d_R^j + \text{h.c.} \\ &\supset \frac{v}{\sqrt{2}} Y_{ij}^u \overline{u}_L^i u_R^j + \frac{v}{\sqrt{2}} Y_{ij}^d \overline{d}_L^i d_R^j + \text{h.c.} \end{aligned} \quad (1.2.1)$$

where  $\tilde{H} = i\sigma^2 H^*$ ,  $i, j$  are indices in generation space, and we have replaced the Higgs field with its form in the unitary gauge (see Equation 1.1.5) and dropped terms without the VEV. As  $Y^{u,d}$  need not be diagonal (and certainly not both simultaneously), we use singular value decomposition to rotate to the basis of quark mass eigenstates

$$M^u = \frac{v}{\sqrt{2}} U_L^u Y^u (U_R^u)^\dagger, \quad M^d = \frac{v}{\sqrt{2}} U_L^d Y^d (U_R^d)^\dagger, \quad (1.2.2)$$

where  $U_{L,R}^{u,d}$  are four unitary matrices,<sup>1</sup> and the mass matrices  $M^{u,d}$  are diagonal in the quark masses:  $M^u = \text{diag}(m_u, m_c, m_t)$ ,  $M^d = \text{diag}(m_d, m_s, m_b)$ . Now that our mass Lagrangian is diagonal, what effect does this have on the other terms in the SM Lagrangian? The gluon, photon, and  $Z$  boson fields only couple fermions to their conjugate states, and so our change of basis has no effect. For photons and gluon, this result is a consequence of gauge invariance – up and down type quarks exist in different gauge representations and so they cannot be coupled together in the kinetic term, where interactions with the gauge bosons arise. For  $Z$  bosons, the story is slightly trickier since the  $Z$  is a gauge boson of a broken symmetry. But in the SM the  $Z$  coupling is a combination of electric charge and weak isospin; electric charge is an unbroken symmetry, and all particles with the same weak isospin happen to have the same electric charge; hence no FCNC arise for the  $Z$  boson. This is why there

<sup>1</sup>We get four, rather than two as might be expected from standard matrix diagonalisation, as we are doing singular value decomposition since we need our mass eigenvalues to be  $\geq 0$ .



are no FCNCs at tree level – the form of the SM prevents them. Extending this very specific flavour structure to BSM models is the principal of Minimal Flavour Violation (MFV) [25, 26] – all new flavour changing effects follow the pattern shown in the SM, and are governed by the known Yukawa and CKM structures.

On the contrary, the charged  $W$  bosons couple up and down quarks together, and so the change of basis looks like

$$\overline{u}_L \gamma^\mu d_L W_\mu^+ \rightarrow \overline{u}_L (U_L^u) \gamma^\mu (U_L^d)^\dagger d_L W_\mu^+ \equiv \overline{u}_L^i \gamma^\mu V_{ij} d_L^j W_\mu^+$$

where we have defined the matrix  $V \equiv U_L^u (U_L^d)^\dagger$ . This matrix is known as the Cabibbo–Kobayashi–Maskawa or CKM matrix [27, 28]. Since the indices of the matrix are related to the quark generations, we often write the elements of  $V$  as

$$V = \begin{pmatrix} V_{ud} & V_{us} & V_{ub} \\ V_{cd} & V_{cs} & V_{cb} \\ V_{td} & V_{ts} & V_{tb} \end{pmatrix} \approx \begin{pmatrix} 0.97 & 0.23 & 0.0037e^{-1.1i} \\ -0.22 & 0.97 & 0.042 \\ 0.0086e^{-0.39i} & -0.041 & 1 \end{pmatrix}, \quad (1.2.3)$$

where we show the approximate size of the elements of the CKM matrix using a recent [29] set of inputs from the CKMfitter group [30, 31].<sup>1</sup> There are two common ways of parameterising the CKM matrix – the “standard” parameterisation [34] and the “Wolfenstein” parameterisation [35]. A general  $3 \times 3$  unitary matrix has nine “degrees of freedom” in total, which can be broken down into six phases and three real parameters. However, we can absorb all but one of the phases into the quark fields, leaving us with just four independent parameters. The standard parameterisation is given in terms of three mixing angles  $\theta_{12}, \theta_{13}, \theta_{23}$  and one phase  $\delta_{13}$ :

$$V = \begin{pmatrix} c_{12}c_{13} & s_{12}c_{13} & s_{13}e^{-i\delta_{13}} \\ -s_{12}c_{23} - c_{12}s_{23}s_{13}e^{i\delta_{13}} & c_{12}c_{23} - s_{12}s_{23}s_{13}e^{i\delta_{13}} & s_{23}c_{13} \\ s_{12}s_{23} - c_{12}c_{23}s_{13}e^{i\delta_{13}} & -c_{12}s_{23} - s_{12}c_{23}s_{13}e^{i\delta_{13}} & c_{23}c_{13} \end{pmatrix} \quad (1.2.4)$$

where  $s_{ij} = \sin \theta_{ij}$  and  $c_{ij} = \cos \theta_{ij}$ , while the Wolfenstein parameterisation uses the four parameters  $\lambda, A, \rho, \eta$ :

$$V = \begin{pmatrix} 1 - \lambda^2/2 & \lambda & A\lambda^3(\rho - i\eta) \\ -\lambda & 1 - \lambda^2/2 & A\lambda^2 \\ A\lambda^3(1 - \rho - i\eta) & -A\lambda^2 & 1 \end{pmatrix} + \mathcal{O}(\lambda^4). \quad (1.2.5)$$

The Wolfenstein parameterisation was originally conceived as an expansion in the small parameter  $V_{us} \approx 0.2$ , and nicely shows off several features of the CKM matrix that are seen numerically in Equation 1.2.3:

<sup>1</sup>The UTfit collaboration [32, 33] also produces similar results, using a different statistical approach to the fit – in this work we use the CKMfitter results throughout.

1. It is close to the identity matrix – so transitions between same generation flavours are the least suppressed.
2. There is the most mixing between the first and second generation, and the least between the first and third.
3. The complex elements are  $\mathcal{O}(\lambda^3)$ , so CP violation is highly suppressed.

Since this parameterisation is not exact, it should not be used for detailed calculations.

Now that we have seen how flavour changing interactions arise, we make note of another interesting feature of the SM. Since FCNCs don't appear at tree level, they arise at loop level through loops involving the flavour changing  $W$  vertices. But they are suppressed even beyond this. If we consider the amplitude for a loop level FCNC, changing a quark from flavour  $i$  to flavour  $j$ , we see it will (schematically at least) behave like

$$i\mathcal{M} \sim \sum_q V_{iq} V_{jq}^* \times f(m_q).$$

In the limit of equal quark masses, the unitarity of the CKM guarantees this amplitude vanishes since if  $f$  does not depend on  $q$ , we simply get  $\sum_q V_{iq} V_{jq}^* = \sum_q (VV^\dagger)_{ij} = 0$  for  $i \neq j$ . This is known as the GIM mechanism [36]<sup>1</sup> – loop flavour changing processes get suppressed as long as they have a weak dependence on the mass of the quarks in the loop.

The multiple sources of suppression in the flavour sector of the SM for FCNCs means that they can be ideal places to search for NP – any difference in flavour structure will likely lift the strong suppression, and greatly enhance the rate for these rare processes.

### 1.2.2 CP Violation

In the previous section, we made the point that while the CKM matrix has non-real elements, they are very small. Why are complex couplings interesting? Because the  $CP$  operator has the effect of replacing coupling constants with their complex conjugate, and so non-real couplings imply a theory is not CP invariant.

We make a quick aside here about the discrete symmetries of the SM. It has long been known that the CPT theorem holds for most quantum field theories [37–39] – which means that any Lorentz invariant local quantum field theory with a Hermitian

---

<sup>1</sup>In that work they predicted the existence of the charm quark through the non-observation of  $K^0 \rightarrow \mu^+ \mu^-$ .

Hamiltonian must obey CPT symmetry (i.e. symmetry under the combined effects of the charge conjugation  $C$ , parity inversion  $P$ , and time reversal  $T$  operators). For a long time, it was assumed that these each held individually as well, until the idea of a parity violating theory was proposed by Lee and Yang in 1956 [40] and discovered by Wu, Ambler, Hayward, Hoppes, and Hudson [41] a year later, and CP violation was found in 1964 by Christenson, Cronin, Fitch, and Turlay [42]. As a result of the CPT theorem, these results mean that C, P and T must all be violated individually in nature.

As we will discuss in Section 1.3.2, CP violation is required to reproduce various observed features of the universe. It is interesting to note that if we had just two generations of quarks, there would be no physical phases in the CKM matrix (as they could all be absorbed by rephasing of the quark fields), and so no CP violation could be present in the flavour sector. Hence the question of why there are (at least) three generations is intimately tied up with the origin of CP violation in our universe.

It can be shown that the amount of CP violation in the SM can be represented in a parameterisation independent way by the Jarlskog invariant, which comes from the commutator of the two quark Yukawa matrices. The original definition [43] (in our notation) is

$$\det \left( -i \left[ \frac{M^u}{m_t}, \frac{M^d}{m_b} \right] \right) = -\frac{2}{m_t^3 m_b^3} (m_t - m_c)(m_t - m_u)(m_c - m_u) \times \\ (m_b - m_s)(m_b - m_d)(m_s - m_d) J \quad (1.2.6)$$

with

$$\left( \sum_{mn} \varepsilon_{ikm} \varepsilon_{jln} \right) J = \text{Im}(V_{ij} V_{kl} V_{il}^* V_{kj}^*). \quad (1.2.7)$$

Nowadays, it is more common to discuss the modified invariant, first proposed in [44], defined by

$$\det \left( -i \left[ (M^u)^2, (M^d)^2 \right] \right) = -2(m_t^2 - m_c^2)(m_t^2 - m_u^2)(m_c^2 - m_u^2) \times \\ (m_b^2 - m_s^2)(m_b^2 - m_d^2)(m_s^2 - m_d^2) J, \quad (1.2.8)$$

which has the advantage of removing the unphysical sensitivity to the sign of the quark masses.

### 1.3 Beyond the Standard Model?

The Standard Model as detailed in Section 1.1 is, alongside being the most comprehensive theoretical description of the fundamental nature of reality, one of the most

well tested and predictive physical theories ever devised. As an example of this, we take from ATLAS [45] and CMS [46] Figures 1.1 and 1.2, which summarise cross section measurements for a variety of different production processes at the LHC and compare them to the corresponding theoretical prediction. In these measurements, which span many orders of magnitude, no significant (by which we mean  $> 5\sigma$ ) deviations been observed. This is true across almost the entirety of high energy particle physics.

However the SM is not (and cannot be) the final theory – there a few areas where it fails. Notably, the SM does not incorporate gravity and so must inevitably be superseded one day by a model that combines a full quantum theory of gravity with the strong and electroweak forces. But even beyond this fundamental weakness, there are a small number of well known questions in particle physics alone that cannot be understood in the SM – that of dark matter, the matter-antimatter asymmetry and neutrino masses.

### 1.3.1 Dark Matter

The existence of dark matter has a long history in physics, and was one of the earliest signs of new physics to be found – in fact the history is so long it predates the SM. One of the earliest suggestions of dark matter can be found in the work of Zwicky, who in the 1930s used the virial theorem to calculate the mass of the Coma Cluster [47, 48], and found a calculated mass of around 500 times that which was expected based on the luminosity. This difference he attributed to non-luminous matter or *dark matter*. A similar problem, of a discrepancy in the behaviour of astrophysical objects, appeared in the 1970s following the development of more advanced instruments. Observations of galactic rotation curves by Rubin and Ford [49] showed that stars orbiting far out from the centre of galaxies were moving much faster than would be expected from the observed distribution of matter. With the confirmation of these findings over the rest of that decade, and more detailed studies since then [50–52], dark matter became an established part of the scientific scenery.

Further astrophysical observations that reinforce the need for dark matter have not been slow to arise. On the largest scales, we have seen evidence for DM in the Cosmic Microwave Background (CMB) [53]. Studying the power spectrum allows us to infer the relative amounts of regular matter (which interacted with the photons that formed the CMB) and dark matter which only interacts gravitationally (at least to a first approximation). Observations of gravitational lensing effects also provide an insight into dark matter (see [54] for a review) – these kinds of measurements provide a clear insight into the location of mass within observed objects, and one

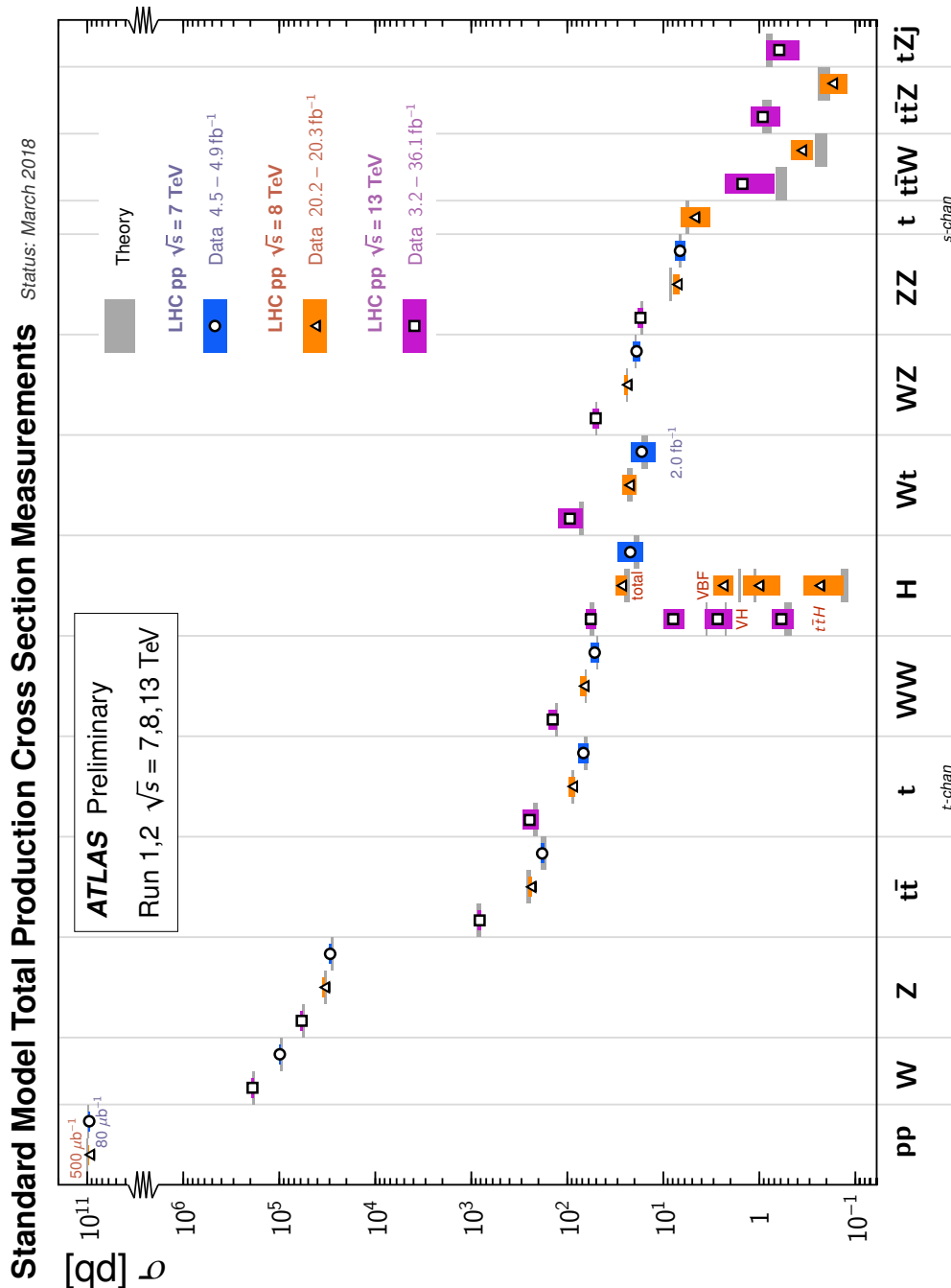


Figure 1.1: ATLAS summary plot showing various theoretical predictions against experimental data [45].



particularly famous example is that of the Bullet Cluster. This name refers to two colliding clusters of galaxies (of which the smaller is the actual Bullet Cluster) where gravitational lensing techniques clearly show two widely separated mass distributions, while X-ray emissions coming from the hot interacting gas are centred in the middle.

There are a wide variety of ideas that have been put forward for explaining dark matter over the years, from Massive Compact Halo Objects (MACHOs) and Weakly Interacting Massive Particles (WIMPs), to more out of the box ideas like modified gravity theories. We will not go into detail here on the full landscape of options, but simply say that, for the last few decades, WIMPs (or WIMP-like) have been the favoured explanation. This is part due to the so-called “WIMP miracle”, which comes from the seemingly strange coincidence that a weakly interacting (in the sense of the electroweak force) particle, with a mass around the electroweak scale, naturally gives the correct relic abundance to be DM. Our work in Chapter 4 fits roughly into this paradigm.

We have not attempted here to provide a fully comprehensive view of dark matter, nor fully cover the spectrum of evidence and possible explanations. For a much more complete overview of the history of dark matter and more details on the variety of astrophysical evidence for it, see the recent review by Bertone and Hooper [55].

### 1.3.2 Matter-Antimatter Asymmetry

The existence of a measured matter-antimatter asymmetry in our universe cuts right to the heart of the question of our existence. At the time of the discovery of antimatter, it was assumed to be an exact mirror image of matter, and so it was reasonable to believe that antimatter would behave in exactly the same way as matter and should have been created equally at the beginning of the universe. However, this leads to a question about the observed asymmetry – if matter and antimatter were created equally at the beginning of the universe, why does the world we see around us seem to be made almost entirely of matter?

The baryon asymmetry is a measure of this asymmetry – it measures the difference between the number of baryons and antibaryons, normalised to the number of photons:

$$\eta_B = \frac{n_B - n_{\bar{B}}}{n_\gamma}.$$

It can be determined through studies of Big Bang Nucleosynthesis (BBN) [56, 57] or the CMB [53] – both give a measured asymmetry of around  $\eta_B \sim 6 \times 10^{-10}$ .

How can such an asymmetry have come about? We have two options:

1. Have a non-zero asymmetry as an initial condition of the universe, i.e.  $\eta_B(t = 0) \neq 0$
2. Generate an asymmetry dynamically during the evolution of the universe, i.e.  $\eta_B(t = 0) = 0 \implies \eta_B(t > 0) \neq 0$

At first sight, the first options seems rather unnatural, but without a full understanding of the physics of the Big Bang it is hard to rule it out. However, this option has bigger problems. All the evidence currently points towards a inflationary phase at very early times, where the size of the universe increased by a factor of around  $e^{60} \approx 10^{26}$  [58]. This means that any initial asymmetry will be “washed out” to a much smaller value.

So we must find a way for the asymmetry to be generated dynamically (known as baryogenesis) – the three conditions that must be fulfilled are known as the Sakharov conditions [59]:

1. C and CP violation
2. Baryon number violation
3. An out of thermal equilibrium phase

Given our current knowledge, is it possible these conditions were fulfilled in our universe?

1. Currently we know that these are not good symmetries of the SM. As we explained earlier in Section 1.2.2, we have observed P and CP violation, and hence C must also be violated as well.
2. It has been shown that a baryon number violating process exists as a non-perturbative solution to the SM electroweak field equations [60] (this solution is generally known as a sphaleron).
3. In first order phase transitions, parameters can change discontinuously, and this allows an out of thermal equilibrium situation to arise – the breaking of the electroweak symmetry via the BEH mechanism constitutes a phase transition, so it seems possible such a situation can occur.

It seems we can fulfil all of the three conditions – however, it is not as good as it looks at first glance. If we assume that electroweak symmetry breaking is when baryogenesis occurs, we have a problem. As discussed in Section 1.2.2, the Jarlskog



invariant characterises the amount of CP violation in the SM. Normalising it to the electroweak scale, we find that

$$\frac{\det\left(-i\left[(M^u)^2, (M^d)^2\right]\right)}{v^{12}} \sim \frac{7 \times 10^5 \text{ GeV}^{12}}{(246 \text{ GeV})^{12}} \sim 10^{-23} \ll \eta_B \quad (1.3.1)$$

and so there is not enough CP violation in SM to account for the measured asymmetry. On top of this, given the mass of the Higgs boson it is believed (e.g. [61]) that the phase transition associated with the breaking of electroweak symmetry is second rather than first order (meaning phase parameters change continuously) and so there would have been no out of equilibrium phase.

As you might suspect from the positioning of this section, we are left with the conclusion that there must be BSM physics in order to explain the observed matter-antimatter asymmetry.

### 1.3.3 Neutrino Masses

While the issue of neutrino masses will bear no further relevance for the work in this thesis, it is worth remarking briefly upon them as they may be considered the clearest sign of BSM physics that we have yet discovered.

Neutrinos were first posited as a solution to the different energies of electrons emitted in  $\beta$  decays – a two body decay of a neutron to a proton and an electron has fixed kinematics, and so the energy and momentum of the electron should always be the same. Observationally, electrons with a range of energies were detected, and Pauli proposed that it was in fact a three body decay – proton to neutron, electron and neutrino – such that the electron and neutrino could share the released energy in a variety of ways.

It was for a long time presumed that the neutrino was massless, until the discovery of neutrino oscillations through various experiments [62–65]. Neutrino oscillations can only occur if the three flavours of neutrino have different masses, as the oscillation probability is proportional to the mass differences. In order to give mass to neutrinos in the same way as the other fermions (through interactions with the Higgs field), a right-handed neutrino is needed. However, such a particle would be a singlet under all the SM gauge groups, and hence would have no interactions except through the Higgs mechanism – for this reason, the SM does not contain such a field, as it was unnecessary for massless neutrinos. There is an alternative way to give the neutrino mass – as the only massive neutral fundamental particle, it is possible that it is its own antiparticle. In QFT terms, the neutrino field is Majorana rather than Dirac.

Either solution involves extending the SM (albeit possibly in a very minimal way) and so the observed masses are the first sign of BSM physics.

### 1.3.4 Flavour Anomalies

While all direct searches for new physics (NP) at the LHC have so far drawn a blank, there is intriguing evidence of a serious anomaly emerging in rare  $B$  meson decays. The story started back in 2013 when the LHCb collaboration reported a discrepancy, with a local significance of  $3.7\sigma$ , in an analysis of angular observables in  $B^0 \rightarrow K^* \mu^+ \mu^-$  decays [66], making use of less form factor dependent observables defined in [67] (including the famous  $P_5'$ ). A complete theory analysis of these decays was done in [68]. That result was based on  $1 \text{ fb}^{-1}$  of data, and has since been replicated with more data by the LHCb [69, 70], as well as by CMS [71, 72], ATLAS [73], BaBar [74], Belle [75, 76] collaborations in various similar decay modes. Since that initial result, there have been more measurements across a variety of channels and observables – the common thread is the underlying decay  $b \rightarrow s \ell \ell$ . The significance of the effect is still under discussion because of the difficulty of determining the exact size of the hadronic contributions (see e.g. [77–83]). Estimates of the combined significance of all these deviations range between three and almost six standard deviations.

The picture developed still further with the measurement of the ratios

$$R_{K^{(*)}} = \frac{\mathcal{B}(B \rightarrow K^{(*)} \mu^+ \mu^-)}{\mathcal{B}(B \rightarrow K^{(*)} e^+ e^-)}, \quad (1.3.2)$$

which test lepton flavour universality (LFU), by LHCb [84, 85].<sup>1</sup> Such ratios were first suggested as ideal testing grounds for NP in [87], and recent SM predictions can be found in [88]. The results are highly suggestive of some non-universal physics at play, i.e. that the universality of lepton couplings that exists in the SM is violated by BSM physics.

There have been many global fits to all the relevant data [89–100], and what has emerged is probably the most coherent sign yet from LHC results – a single NP effect, contributing to the operator  $(\bar{s} \gamma_\mu P_L b)(\bar{\mu} \gamma_\mu \mu)$ , can reduce the tension in all the anomalies.

Since then there has been a flood of interest from theorists attempting to explain the results – see for example [101–130] for an arbitrary set of papers investigating  $Z'$  models alone. In Chapter 5 we examine how a lepton flavour universal effect

<sup>1</sup>These ratios were also measured much earlier by Belle [86], but with a larger uncertainty.

could be generated at 1-loop by effective operators, while in Chapter 7 we take the measurements of LFU violation seriously and study how models that explain it are strongly constrained by  $B_s$  mixing measurements.

## 1.4 Remainder of the thesis

The remainder of this thesis will concern the study of quark flavour physics, starting with Chapter 2 where we study methods that will form the basis of some of the calculations in the following chapters. Having worked on our theoretical foundations, we try and answer some of the questions raised in Section 1.3, namely is there anything beyond the Standard Model, and if so where might we see it and what is it like? In order to tackle this we take a three pronged approach: we assess some of the underlying assumptions of our calculational tools; we look for new physics in both model independent and model dependent ways; and attempt to improve the precision of vital input parameters to our calculations.

Starting in Chapter 3, we examine quark-hadron duality and how well it can be tested using the current precision of  $B$  mixing observables, and how a small violation of the duality could improve the status of  $D$  mixing calculations. Following this, in Chapter 4 we study a specific model of dark matter that can produce interesting effects in the up type quark sector and attempt to see what parameter space can be ruled out by a mix of different constraints. Still looking at new physics, we take an effective theory approach in Chapter 5 and look at a full set of new four quark operators of the form  $(\bar{s}b)(\bar{c}c)$  and how a small set of precision observables can rule out or confirm new effects in this sector. We then move on to improving the precision of our calculations – so-called “bag” parameters are an important input parameter in many of our calculations, and in Chapter 6 we provide an independent and state-of-the-art calculation of these parameters as a cross-check on other, older, calculations. Our final study, in Chapter 7, is of how a whole class of new physics model that aim to explain the anomalies we introduced in Section 1.3.4 can be very strongly constrained by  $B_s$  mixing observables given recent improvements to the calculation. Finally we wrap up by discussing our conclusions from this body of work in Chapter 8.



# Chapter 2

## Theoretical Tools

In this chapter we explore some of the concepts, tools and methods which will be used in the rest of the thesis. The idea of effective field theories (EFTs) is one of the most powerful in physics, and we will explain them in Section 2.1, along with a specific example of an EFT in Section 2.3. Another omnipresent tool is the Heavy Quark Expansion, which we see in Section 2.2. Finally, we will explore two simple examples of operator matching and renormalisation – the construction of the Weak Effective Theory (WET) and the calculation of a  $B_s$  mixing observable – in Section 2.4.

### 2.1 Effective Field Theories

The basic idea of an effective field theory is simple – that a problem can be successfully analysed only making reference to the physics that is most relevant. To talk about a basic mechanics problem of e.g. balls colliding, we don't need to know the details of the individual atoms in the ball, only that the total effect is to make the balls bounce off each other elastically. We have chosen a description with only the relevant degrees of freedom – in our example, Newtonian mechanics can do the job most effectively. An EFT is simply a formalised version of this principle, applied to field theories as our computational tool. If we have a theory with some high energy degrees of freedom, but want to calculate at low energies (or equivalently larger scales), we can produce a new theory with the irrelevant parts removed, and do it in a consistent way such that we understand how to include corrections in a systematic fashion.

There are two approaches to constructing an EFT – generally called *top down* and *bottom up*. In the bottom up approach, you take a model that is known to work well at some energy scale and build up all the new higher dimensional operators from the fields you know while respecting your low energy symmetries – an example

of such an EFT is the SMEFT (Standard Model Effective Field Theory) [131, 132]. Alternatively, you can take the top down approach. Start with a theory you know (or believe) to be valid at a high scale, and integrate out the irrelevant degrees of freedom such that you end up with a simpler theory that is more useful for certain classes of problems. Two examples are shown in the remainder of this chapter – Heavy Quark Effective Theory, which we describe in Section 2.3, and the Weak Effective Theory, the basic derivation of which we show in Section 2.4.1.

The principle of the EFT formalism (separating out the scales of a problem) provides another benefit for our computations. One central aspect of QCD is the running behaviour of the coupling constant –  $\alpha_s$  becomes larger at lower energies, diverging at the scale  $\Lambda_{\text{QCD}}$ . As such, QCD corrections become increasingly large. An EFT allows us to separate out the matrix elements (which are determined by long distance, low energy behaviour) from the effective coupling constants (which come from high energy interactions). As we will see, the low energy matrix elements can be determined through lattice QCD calculations, while we determine the effective coupling constants using perturbation theory. This separation can be seen in the Lagrangian, which takes the form

$$\mathcal{L} \sim C(\mu)\mathcal{O}(\mu),$$

where  $\mu$  is the scale of our calculation (which we will see more of later in this chapter). Both the effective coupling constant  $C$  and the operator  $\mathcal{O}$  are individually scale dependent, but their product (which is directly related to a physical observable) is not – the scale variation cancels between them.

## 2.2 Heavy Quark Expansion

The Heavy Quark Expansion (HQE) is a tool for studying inclusive decays of heavy hadrons, particularly the decay of  $b$  mesons. In an inclusive decay we calculate a quark level process, but don't worry about the details of how the final state quarks can hadronise into many different hadrons. The corresponding experimental result is found by measuring and summing over all the possible hadronic end products. (The opposite would be exclusive decays, where a single hadronic decay mode is studied and the theoretical calculation is challenging.)

The HQE is an operator product expansion (OPE), in inverse powers of  $m_b$ .<sup>1</sup> (See [133–140] for the pioneering papers and [141] for a recent review.) The reason for

---

<sup>1</sup>In the case of the total lifetime and  $\Gamma_{12}$ , you also find that an overall factor of  $\sqrt{1 - M_f^2/m_b^2}$ , where  $M_f$  is the total mass of the final state quarks, appears in the calculations.

such an expansion can be seen schematically in the following way. The decay width of a  $B$  meson can be written in the form

$$\Gamma(B \rightarrow X) = \frac{1}{2M_B} \sum_X \int_{\text{p.s.}} (2\pi)^4 \delta^4(p_B - p_X) |i\mathcal{M}(B \rightarrow X)|^2 \quad (2.2.1)$$

where  $\int_{\text{p.s.}}$  stands for an integration over the phase space of the final state particles. Making use of the optical theorem,<sup>1</sup> we can rewrite this as

$$\Gamma(B) = \frac{1}{M_B} \text{Im}(\mathcal{M}(B \rightarrow B)). \quad (2.2.2)$$

An alternative formulation is more common, using the Taylor expansion of the  $S$ -matrix in terms of time-ordered products of the Hamiltonian:

$$\Gamma(B) = \frac{1}{M_B} \text{Im} \langle B | \mathcal{T} | B \rangle \quad \text{where } \mathcal{T} = i \int d^4x T(\mathcal{H}(x)\mathcal{H}(0)). \quad (2.2.3)$$

The OPE tells us that since  $m_b$  is large in this context, the integral is dominated by small distances  $x \sim m_b^{-1}$ , and we can expand  $\mathcal{T}$  as a series of local operators.

If we consider operators that can mediate the  $B \rightarrow B$  process, we can see what the power series looks like.

- The smallest dimension operator we can write down is  $\bar{b}b$ , with mass dimension three.
- At first glance, it would seem we could write down  $\bar{b}\not{D}b$  as a dimension-four operator (where  $\not{D}$  is the QCD+QED covariant derivative), but this can be reduced to  $\bar{b}b$  using the corresponding equations of motion, and so is not independent.
- The next independent operator has dimension five:  $\bar{b}\sigma_{\mu\nu}G^{\mu\nu}b$ .
- At dimension six, there is  $(\bar{b}\Gamma q)(\bar{b}\Gamma' q)$  – notice this is the first time we have a coupling to the second quark that makes up the meson, whereas for the lower dimensional operators this other quark is a *spectator* to the decay.

We can expand the width in terms of these operators and their (dimensionless)

---

<sup>1</sup>In the language of amplitudes, the optical theorem can be written in the form

$$i\mathcal{M}(i \rightarrow f) + [i\mathcal{M}(f \rightarrow i)]^* = -(2\pi)^4 \sum_X \int_{\text{p.s.}} [i\mathcal{M}(f \rightarrow X)]^* i\mathcal{M}(i \rightarrow X).$$

Particle	Lifetime / ps	Lifetime ratio ( $\tau(X)/\tau(B_d)$ )
$B_d(= \bar{b}d)$	$1.520 \pm 0.004$	1
$B_s(= \bar{b}s)$	$1.509 \pm 0.004$	$0.993 \pm 0.004$
$B^+(= \bar{b}u)$	$1.638 \pm 0.004$	$1.076 \pm 0.004$
$B_c^+(= \bar{b}c)$	$0.507 \pm 0.009$	$0.334 \pm 0.006$ †
$\Lambda_b(= bdu)$	$1.470 \pm 0.010$	$0.967 \pm 0.007$
$\Xi_b^0(= bsu)$	$1.479 \pm 0.031$	$0.97 \pm 0.02$ †
$\Xi_b^-(= bsd)$	$1.571 \pm 0.040$	$1.03 \pm 0.26$ †
$\Omega_b^-(= bss)$	$1.64_{-0.17}^{+0.18}$	$1.08_{-0.11}^{+0.12}$ †

Table 2.1: Lifetime data for  $B$  mesons and baryons, taken from the HFLAV [142, 143] 2018 results [144]. Those marked with a † are not directly given by HFLAV, and are my own calculation.

coefficients as

$$\Gamma(B) \sim C_{\bar{b}b} \frac{\langle B|\bar{b}b|B\rangle}{M_B} + \frac{C_{\bar{b}Gb}}{m_b^2} \frac{\langle B|\bar{b}\sigma_{\mu\nu}G^{\mu\nu}b|B\rangle}{M_B} + \frac{C_{\bar{b}q\bar{b}q}}{m_b^3} \frac{\langle B|(\bar{b}\Gamma q)(\bar{b}\Gamma' q)|B\rangle}{M_B} + \dots, \quad (2.2.4)$$

which is the *Heavy Quark Expansion*. It is interesting to note two properties we expect from the HQE – the corrections to free  $b$  quark decay arise at  $\mathcal{O}(1/m_b^2)$ , and the spectator quark only gets involved at  $\mathcal{O}(1/m_b^3)$  (although some of the  $\mathcal{O}(1/m_b^3)$  terms get a numerical enhancement of the order  $16\pi^2$  as they arise from 1-loop rather than 2-loop diagrams). This is realised in the experimental data, where we can see from Table 2.1 that many  $B$  mesons and baryons have a lifetime of approximately 1.5 ps, and e.g. the lifetime ratio  $\tau(B_s)/\tau(B_d)$  deviates from 1 at the sub-percent level.

We have focused on the HQE for  $B$  mesons here, but it is worth a small discussion about the charm sector. Since  $m_c \approx m_b/3$ , it is not clear that the HQE will converge as well for  $D$  mesons as it does for  $B$ . The simplest way to test this is to make predictions for  $D$  lifetimes and see how they compare to data. However, this approach has been hindered by the lack of availability of non-perturbative matrix element determinations, leaving us reliant on the Vacuum Saturation Approximation (VSA). Our work in Chapter 6 provides some of the first results in this area, and is encouraging in terms of the reliability of the HQE for these calculations.

## 2.3 Heavy Quark Effective Theory

As we discussed in Section 2.1 the basic idea of an EFT is that given a scale that is widely separated from all others in a problem, we can remove the isolated scale to



construct a simpler theoretical description. For the Heavy Quark Effective Theory, the heavy quark mass is the isolated scale. (See [140, 145–154] for some of the early development of the HQET, or [155, 156] for in depth reviews.) What do we mean by a “heavy” quark? In many processes with a single bottom or charm quark, the other relevant scales are that of the QCD scale and/or the lighter (i.e.  $s$ ,  $d$ ,  $u$ ) quark masses and momenta, which are both on the order of 100 MeV. Since  $\Lambda_{\text{QCD}}/m_{b,c} \ll 1$ , we have the basis for our EFT.

The formulation of HQET can be thought of in the following way: we work in a frame where the heavy quark is almost at rest,

$$p = m_Q v + \tilde{p}, \quad (\text{with } v \cdot v = 1) \quad (2.3.1)$$

where the residual momentum is small ( $\tilde{p} \sim \Lambda_{\text{QCD}}$ ). Although choosing such a frame breaks Lorentz invariance, it is possible to write the theory in a Lorentz covariant fashion. In this frame, the heavy quark acts as a static source of the QCD potential. A more physical understanding can be seen by analogy to the case of the electron cloud surrounding a proton in a hydrogen atom. At first approximation, we model the proton at rest and talk about the electrons moving around in a fixed electromagnetic (QED) potential – this gives rise to the measurable spectra of hydrogen atoms. Corrections to this picture arise at  $\mathcal{O}(1/m_Q)$ , in the same way that the spectrum of different isotopes of hydrogen differ only in their hyperfine structure. A final point to note about HQET is that the heavy quark and antiquark fields are separate – we see that in the frame where the heavy quark is at rest, there is not enough energy to create an antiquark where none existed before.

### Feynman Rules

The Feynman rules for HQET can be found in Table B.1 of Appendix B, but we briefly outline here how their form can be derived. Since HQET is based on the large quark mass, we can get an idea of the behaviour by considering  $m_Q \rightarrow \infty$ . By taking this limit of the QCD Feynman rules, we can see, for example, that the HQET heavy quark propagator will look like:

$$\begin{aligned} \frac{i(\not{p} + m)}{p^2 - m^2} &= \frac{im(\not{v} + \mathbb{1}) + i\not{\tilde{p}}}{m^2 v \cdot v + 2mv \cdot \tilde{p} + \tilde{p}^2 - m^2} \\ &= \frac{im(\not{v} + \mathbb{1}) + i\not{\tilde{p}}}{2mv \cdot \tilde{p} + \tilde{p}^2} \\ &= \frac{i(\not{v} + \mathbb{1})}{2v \cdot \tilde{p}} + \mathcal{O}\left(\frac{\tilde{p}}{m}\right). \end{aligned}$$

	$LL$	$NLL$	$NNLL$	$N^3LL$
Tree-level	1	—	—	—
1-loop	$\alpha_s \ln$	$\alpha_s$	—	—
2-loop	$\alpha_s^2 \ln^2$	$\alpha_s^2 \ln$	$\alpha_s^2$	—
3-loop	$\alpha_s^3 \ln^3$	$\alpha_s^3 \ln^2$	$\alpha_s^3 \ln$	$\alpha_s^3$

Table 2.2: Coefficients in a perturbative expansion.

## 2.4 Example calculations

As a round off to this section, we aim to show in detail two particular calculations, including some points that are often less well elaborated on. To start, we will show the calculation of the Wilson coefficients for the first two operators of the WET and how the renormalisation and renormalisation group running works. As a follow up, we detail the calculation of the mass difference arising from  $B_s$  mixing, hopefully illuminating the origin of many of the more obscure factors.

### 2.4.1 Matching and RG running

Matching is the procedure by which we relate two field theories with different regions of applicability (generally a more fundamental theory to its low energy effective version) to each other – we calculate some process in both the EFTs, and set the Wilson coefficients by requiring that we get the same answer in both (in general many processes may be necessary to specify all the unknown coefficients). Once we go beyond tree level, a scale dependence will appear in our calculation – this is the “matching scale” and there is a certain amount of freedom in our choice of this scale as it is unphysical (by which we mean that any observable quantity cannot depend on it). As we have said, often the idea of EFTs is to allow us to calculate at an energy scale that is very far removed from some fundamental scale in our “full” theory. Once we have our Wilson coefficients as a function of our matching scale,  $\mu_m$ , can we just set this scale to whatever low scale we want to work at? Mathematically, yes perhaps, but if we do that we see that large logarithms arise in our results – generally of the form  $\ln(\text{scale of removed physics}/\text{scale of calculation})$ , which break the validity of our perturbation series. Naively this might be solved by going to higher orders in the calculation, as this is “well-known” as the technique to reduce scale variation (which amounts to calculating more rows in Table 2.2). A better solution is to use renormalisation group (RG) improved perturbation theory to sum up these large logs to *all* orders – this corresponds to calculating column by column in Table 2.2.

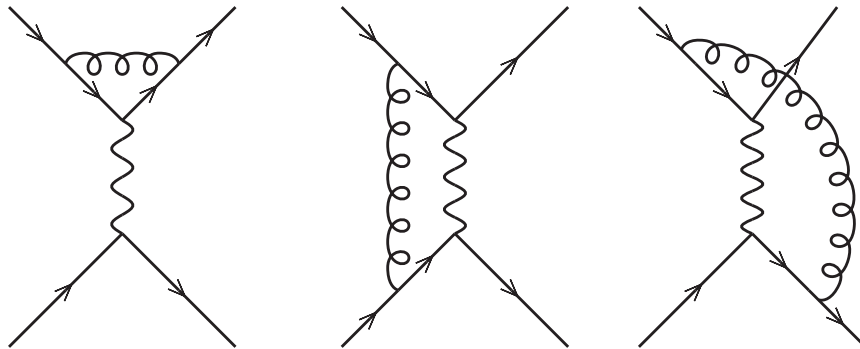


Figure 2.1: QCD correction diagrams in the SM (symmetric diagrams not shown).

The process we study in this example is  $b^i u^j \rightarrow c^k d^l$ , which can arise from two  $\Delta F = 1$  operators in the WET:

$$Q_1 = (\bar{c}^i \gamma^\mu P_L b^j)(\bar{d}^j \gamma_\mu P_L u^i), \quad Q_2 = (\bar{c}^i \gamma^\mu P_L b^i)(\bar{d}^j \gamma_\mu P_L u^j) \quad (2.4.1)$$

(there is an alternative way of defining the two operators in terms of colour singlets and octets, which can be related to our definition using the Fierz relation Equation A.0.1). The numbering of these two operators is convention dependent – our choice matches that of [157]. At tree level only one operator would be needed ( $Q_2$ ), but QCD corrections generate the other colour structure.

In this example we match onto the WET at LO+LL accuracy – this means calculating the matching at 1-loop as this is where the leading order QCD corrections come in. We keep terms that are  $\mathcal{O}(\alpha_s \ln)$  since these will turn out to be large, while discarding terms that are simply  $\mathcal{O}(\alpha_s)$  – looking at Table 2.2 we see that these terms count at NLL accuracy. We can choose our external quarks to all have equal, off-shell momentum  $p$  (with  $p^2 < 0$ ), despite this obviously being unphysical, as well as further approximating our external states as massless. The previous two choices have no effect on the resulting Wilson coefficients (as only the infrared (IR) behaviour is affected, and our Wilson coefficients come from the different ultraviolet (UV) behaviour of the two theories) but greatly simplify the calculation.

### SM calculation

In addition to the tree-level diagram the QCD corrections give us another six diagrams, some of which are shown in Figure 2.1. The amplitude for the tree diagram is simple:

$$i\mathcal{M}^{\text{SM},(0)} = -i \frac{4G_F}{\sqrt{2}} V_{cb} V_{ud}^* (\bar{u}_c \gamma^\mu P_L u_b)(\bar{u}_d \gamma_\mu P_L u_u) \delta_{ki} \delta_{lj} \equiv -i \frac{4G_F}{\sqrt{2}} V_{cb} V_{ud}^* \langle Q_2 \rangle^{\text{tree}},$$

where we have defined the tree-level insertion in what will be a sensible way when we come to the WET calculation, and the Fermi constant  $G_F$  is given by

$$\frac{G_F}{\sqrt{2}} \equiv \frac{g^2}{8M_W^2}. \quad (2.4.2)$$

The 1-loop diagrams are where the interesting results come in – we will see that different colour structures are generated by the exchange of gluons between the two sets of fermion lines. (In the following, the subscripts on  $i\mathcal{M}$  refer to the left, middle and right diagrams in Figure 2.1 respectively.)

$$\begin{aligned} i\mathcal{M}_1^{\text{SM},(1)} &= \int \frac{d^d k}{(2\pi)^d} \left[ \left( \bar{u}_c \cdot ig_s t_{km}^a \gamma^\alpha \cdot \frac{i(\not{p} - \not{k})}{(p-k)^2} \cdot \frac{ig}{\sqrt{2}} \gamma^\mu P_L \cdot \frac{i(\not{p} - \not{k})}{(p-k)^2} \cdot ig_s t_{mi}^a \gamma^\beta \cdot u_b \right) \right. \\ &\quad \left. \left( \bar{u}_d \cdot \frac{ig}{\sqrt{2}} \delta_{jl} \gamma^\nu P_L \cdot u_u \right) \times \frac{-ig_{\mu\nu}}{-M_W^2} \times \frac{-ig_{\alpha\beta}}{k^2} \times V_{cb} V_{ud}^* \right] \\ &= -i \frac{4G_F}{\sqrt{2}} V_{cb} V_{ud}^* \delta_{ki} \delta_{lj} \frac{\alpha_s}{4\pi} C_F \left[ (\bar{u}_c \gamma^\mu P_L u_b) (\bar{u}_d \gamma_\mu P_L u_u) \left( \frac{1}{\epsilon} + \ln \left( \frac{\mu^2}{-p^2} \right) + 1 \right) \right. \\ &\quad \left. - \frac{2}{p^2} (\bar{u}_c \not{p} P_L u_b) (\bar{u}_d \not{p} P_L u_u) \right] \end{aligned}$$

and now dropping terms that don't contribute at leading log accuracy we find

$$\begin{aligned} &= -i \frac{4G_F}{\sqrt{2}} V_{cb} V_{ud}^* (\bar{u}_c \gamma^\mu P_L u_b) (\bar{u}_d \gamma_\mu P_L u_u) \delta_{ki} \delta_{lj} \left[ \frac{\alpha_s}{4\pi} C_F \left( \frac{1}{\epsilon} + \ln \left( \frac{\mu^2}{-p^2} \right) \right) \right] \\ &= -i \frac{4G_F}{\sqrt{2}} V_{cb} V_{ud}^* \left[ \frac{\alpha_s}{4\pi} C_F \left( \frac{1}{\epsilon} + \ln \left( \frac{\mu^2}{-p^2} \right) \right) \right] \langle Q_2 \rangle^{\text{tree}}. \end{aligned}$$

$$\begin{aligned} i\mathcal{M}_2^{\text{SM},(1)} &= \int \frac{d^d k}{(2\pi)^d} \left[ \left( \bar{u}_c \cdot \frac{ig}{\sqrt{2}} \gamma^\mu P_L \cdot \frac{i(\not{p} - \not{k})}{(p-k)^2} \cdot ig_s t_{ki}^a \gamma^\alpha \cdot u_b \right) \right. \\ &\quad \left( \bar{u}_d \cdot \frac{ig}{\sqrt{2}} \gamma^\nu P_L \cdot \frac{i(\not{p} + \not{k})}{(p+k)^2} \cdot ig_s t_{lj}^a \gamma^\beta \cdot u_u \right) \\ &\quad \left. \times \frac{-ig_{\mu\nu}}{k^2 - M_W^2} \times \frac{-ig_{\alpha\beta}}{k^2} \times V_{cb} V_{ud}^* \right] \\ &= -i \frac{8G_F}{\sqrt{2}} V_{cb} V_{ud}^* (\bar{u}_c \gamma^\mu P_L u_b) (\bar{u}_d \gamma_\mu P_L u_u) \left( \frac{1}{N_c} \delta_{ki} \delta_{lj} - \delta_{kj} \delta_{li} \right) \left[ \frac{\alpha_s}{4\pi} \ln \left( \frac{M_W^2}{-p^2} \right) \right] \\ &= -i \frac{8G_F}{\sqrt{2}} V_{cb} V_{ud}^* \left[ \frac{\alpha_s}{4\pi} \ln \left( \frac{M_W^2}{-p^2} \right) \right] \left( \frac{1}{N_c} \langle Q_2 \rangle^{\text{tree}} - \langle Q_1 \rangle^{\text{tree}} \right). \end{aligned}$$

$$\begin{aligned}
i\mathcal{M}_3^{\text{SM},(1)} &= \int \frac{d^d k}{(2\pi)^d} \left[ \left( \bar{u}_c \cdot \frac{ig}{\sqrt{2}} \gamma^\mu P_L \cdot \frac{i(\not{p} + \not{k})}{(p+k)^2} \cdot ig_s t_{ki}^a \gamma^\alpha \cdot u_b \right) \right. \\
&\quad \left. \left( \bar{u}_d \cdot ig_s t_{lj}^a \gamma^\beta \cdot \frac{i(\not{p} + \not{k})}{(p+k)^2} \cdot \frac{ig}{\sqrt{2}} \gamma^\nu P_L \cdot u_u \right) \right. \\
&\quad \left. \times \frac{-ig_{\mu\nu}}{k^2 - M_W^2} \times \frac{-ig_{\alpha\beta}}{k^2} \times V_{cb} V_{ud}^* \right] \\
&= i \frac{2G_F}{\sqrt{2}} V_{cb} V_{ud}^* (\bar{u}_c \gamma^\mu P_L u_b) (\bar{u}_d \gamma_\mu P_L u_u) \left( \frac{1}{N_c} \delta_{ki} \delta_{lj} - \delta_{kj} \delta_{li} \right) \left[ \frac{\alpha_s}{4\pi} \ln \left( \frac{M_W^2}{-p^2} \right) \right] \\
&= -i \frac{2G_F}{\sqrt{2}} V_{cb} V_{ud}^* \left[ \frac{\alpha_s}{4\pi} \ln \left( \frac{M_W^2}{-p^2} \right) \right] \left( \langle Q_1 \rangle^{\text{tree}} - \frac{1}{N_c} \langle Q_2 \rangle^{\text{tree}} \right).
\end{aligned}$$

The symmetric diagrams give the same results as their corresponding diagrams, and so we find

$$\begin{aligned}
i\mathcal{M}^{\text{SM}} &= i\mathcal{M}^{\text{SM},(0)} + 2(i\mathcal{M}_1^{\text{SM},(1)} + i\mathcal{M}_2^{\text{SM},(1)} + i\mathcal{M}_3^{\text{SM},(1)}) \\
&= -i \frac{4G_F}{\sqrt{2}} V_{cb} V_{ud}^* \left[ \left( 1 + \frac{\alpha_s}{4\pi} \left[ 2C_F \left\{ \frac{1}{\epsilon} + \ln \left( \frac{\mu^2}{-p^2} \right) \right\} + \frac{3}{N_c} \ln \left( \frac{M_W^2}{-p^2} \right) \right] \right) \langle Q_2 \rangle^{\text{tree}} \right. \\
&\quad \left. + \left( \frac{\alpha_s}{4\pi} \left[ -3 \ln \left( \frac{M_W^2}{-p^2} \right) \right] \right) \langle Q_1 \rangle^{\text{tree}} \right]
\end{aligned}$$

### WET calculation

We define our effective Hamiltonian as

$$\mathcal{H}_{\text{eff}} = \frac{4G_F}{\sqrt{2}} V_{cb} V_{ud}^* (C_1 Q_1 + C_2 Q_2) + \text{h.c.} \quad (2.4.3)$$

where we have already included some prefactors for convenience.

The diagrams which contribute in the effective theory are just those of the SM (see Figure 2.1) with the  $W$  propagator contracted to a point. At tree level, the amplitude is just

$$\begin{aligned}
i\mathcal{M}^{\text{WET},(0)} &= -i \frac{4G_F}{\sqrt{2}} V_{cb} V_{ud}^* (\bar{u}_c \gamma^\mu P_L u_b) (\bar{u}_d \gamma_\mu P_L u_u) (C_1 \delta_{ki} \delta_{lj} + C_2 \delta_{kj} \delta_{li}) \\
&\equiv -i \frac{4G_F}{\sqrt{2}} V_{cb} V_{ud}^* (C_1 \langle Q_1 \rangle^{\text{tree}} + C_2 \langle Q_2 \rangle^{\text{tree}})
\end{aligned}$$

which justifies our earlier definition of the tree-level insertion.

The 1-loop QCD corrections are:

$$\begin{aligned}
i\mathcal{M}_1^{\text{WET},(1)} &= \int \frac{d^d k}{(2\pi)^d} \left[ \left( \bar{u}_c \cdot i g_s t_{km}^a \gamma^\alpha \cdot \frac{i(\not{p} - \not{k})}{(p-k)^2} \cdot \gamma^\mu P_L \cdot \frac{i(\not{p} - \not{k})}{(p-k)^2} \cdot i g_s t_{ni}^a \gamma^\beta \cdot u_b \right) \right. \\
&\quad \times (\bar{u}_d \cdot \gamma^\mu P_L \cdot u_u) \\
&\quad \left. \times \frac{-i g_{\alpha\beta}}{k^2} \times -i \frac{4G_F}{\sqrt{2}} V_{cb} V_{ud}^* (C_1 \delta_{mj} \delta_{ln} + C_2 \delta_{mn} \delta_{lj}) \right] \\
&= -i \frac{4G_F}{\sqrt{2}} V_{cb} V_{ud}^* \left[ \frac{\alpha_s}{4\pi} \left( \frac{1}{\epsilon} + \ln \left( \frac{\mu^2}{-p^2} \right) \right) \right] \times \\
&\quad \left[ \left( \frac{C_1}{2} + C_F C_2 \right) \langle Q_2 \rangle^{\text{tree}} - \frac{C_1}{2N_c} \langle Q_1 \rangle^{\text{tree}} \right].
\end{aligned}$$

$$\begin{aligned}
i\mathcal{M}_2^{\text{WET},(1)} &= \int \frac{d^d k}{(2\pi)^d} \left[ \left( \bar{u}_c \cdot \gamma^\mu P_L \cdot \frac{i(\not{p} - \not{k})}{(p-k)^2} \cdot i g_s t_{mi}^a \gamma^\alpha \cdot u_b \right) \right. \\
&\quad \times \left( \bar{u}_d \cdot \gamma^\mu P_L \cdot \frac{i(\not{p} + \not{k})}{(p+k)^2} \cdot i g_s t_{nj}^a \gamma^\beta \cdot u_u \right) \\
&\quad \left. \times \frac{-i g_{\alpha\beta}}{k^2} \times -i \frac{4G_F}{\sqrt{2}} V_{cb} V_{ud}^* (C_1 \delta_{km} \delta_{ln} + C_2 \delta_{kn} \delta_{lm}) \right] \\
&= -i \frac{8G_F}{\sqrt{2}} V_{cb} V_{ud}^* \left[ \frac{\alpha_s}{4\pi} \left( \frac{1}{\epsilon} + \ln \left( \frac{\mu^2}{-p^2} \right) \right) \right] \times \\
&\quad \left[ \left( \frac{C_1}{N_c} - C_2 \right) \langle Q_1 \rangle^{\text{tree}} + \left( \frac{C_2}{N_c} - C_1 \right) \langle Q_2 \rangle^{\text{tree}} \right].
\end{aligned}$$

$$\begin{aligned}
i\mathcal{M}_3^{\text{WET},(1)} &= \int \frac{d^d k}{(2\pi)^d} \left[ \left( \bar{u}_c \cdot \gamma^\mu P_L \cdot \frac{i(\not{p} - \not{k})}{(p-k)^2} \cdot i g_s t_{mi}^a \gamma^\beta \cdot u_b \right) \right. \\
&\quad \times \left( \bar{u}_d \cdot i g_s t_{ln}^a \gamma^\alpha \cdot \frac{i(\not{p} - \not{k})}{(p-k)^2} \gamma^\mu P_L \cdot u_u \right) \\
&\quad \left. \times \frac{-i g_{\alpha\beta}}{k^2} \times -i \frac{4G_F}{\sqrt{2}} V_{cb} V_{ud}^* (C_1 \delta_{kj} \delta_{nm} + C_2 \delta_{km} \delta_{nj}) \right] \\
&= -i \frac{4G_F}{\sqrt{2}} V_{cb} V_{ud}^* \left[ \frac{\alpha_s}{4\pi} \left( \frac{1}{\epsilon} + \ln \left( \frac{\mu^2}{-p^2} \right) \right) \right] \times \\
&\quad \left[ \left( \frac{C_2}{2} + C_F C_1 \right) \langle Q_1 \rangle^{\text{tree}} - \frac{C_2}{2N_c} \langle Q_2 \rangle^{\text{tree}} \right].
\end{aligned}$$

As in the SM, the symmetric diagrams give the same result, and hence the total

result for our EFT calculation is

$$\begin{aligned}
i\mathcal{M}^{\text{WET}} &= i\mathcal{M}^{\text{WET},(0)} + 2(i\mathcal{M}_1^{\text{WET},(1)} + i\mathcal{M}_2^{\text{WET},(1)} + i\mathcal{M}_3^{\text{WET},(1)}) \\
&= -i\frac{4G_F}{\sqrt{2}}V_{cb}V_{ud}^* \left[ \langle Q_1 \rangle^{\text{tree}} \left( C_1 \left\{ 1 + \frac{\alpha_s}{4\pi} \left( \frac{1}{\epsilon} + \ln \left( \frac{\mu^2}{-p^2} \right) \right) \left( 2C_F + \frac{3}{N_c} \right) \right\} \right. \right. \\
&\quad \left. \left. - 3C_2 \left\{ \frac{\alpha_s}{4\pi} \left( \frac{1}{\epsilon} + \ln \left( \frac{\mu^2}{-p^2} \right) \right) \right\} \right) \right. \\
&\quad \left. + \langle Q_2 \rangle^{\text{tree}} \left( + C_2 \left\{ 1 + \frac{\alpha_s}{4\pi} \left( \frac{1}{\epsilon} + \ln \left( \frac{\mu^2}{-p^2} \right) \right) \left( 2C_F + \frac{3}{N_c} \right) \right\} \right. \right. \\
&\quad \left. \left. - 3C_1 \left\{ \frac{\alpha_s}{4\pi} \left( \frac{1}{\epsilon} + \ln \left( \frac{\mu^2}{-p^2} \right) \right) \right\} \right) \right].
\end{aligned}$$

Comparing  $i\mathcal{M}^{\text{SM}}$  with  $i\mathcal{M}^{\text{WET}}$ , we see that the effective amplitude has extra divergences compared to the full theory. This is related to the fact that our effective theory is non-renormalisable – both have the same IR behaviour but the UV behaviour is worse in the WET. By setting  $i\mathcal{M}^{\text{SM}} = i\mathcal{M}^{\text{WET}}$ , we can find the Wilson coefficients needed such that the two theories give the same result as the calculated order:<sup>1</sup>

$$\begin{aligned}
C_1 &= -3\frac{\alpha_s}{4\pi} \left( \frac{1}{\epsilon} + \ln \left( \frac{\mu^2}{M_W^2} \right) \right), \\
C_2 &= 1 - \frac{3}{N_c} \frac{\alpha_s}{4\pi} \left( \frac{1}{\epsilon} + \ln \left( \frac{\mu^2}{M_W^2} \right) \right).
\end{aligned}$$

We see that the result still has divergences – as expected they did not all cancel in the matching, only those common to both theories. The Wilson coefficients can be renormalised by a two by two matrix, which in our case will be non-diagonal since the QCD corrections generate one operator from the other.

$$C_i^{\text{bare}} = Z_{ij}(\mu)C_j^{\text{ren}}(\mu) \quad (2.4.4)$$

The renormalisation constants  $Z_{ij}$  can be expanded perturbatively in  $\alpha_s$ , and it is easy to read off that the matrix

$$Z = 1 + \frac{\alpha_s}{4\pi} \frac{1}{\epsilon} \begin{pmatrix} 0 & 3 \\ 0 & -\frac{3}{N_c} \end{pmatrix}$$

renders our Wilson coefficients finite, with the following form:

$$C_1(\mu) = -3\frac{\alpha_s}{4\pi} \ln \left( \frac{\mu^2}{M_W^2} \right),$$

---

<sup>1</sup>Note that the explicit  $\mu$  dependence in this result cancels with that of  $\alpha_s$  (from Equation 2.4.8) to give a  $\mu$  independent result for  $C_1$  and  $C_2$ , as expected since these are bare coefficients.

$$C_2(\mu) = 1 - \frac{3}{N_c} \frac{\alpha_s}{4\pi} \ln \left( \frac{\mu^2}{M_W^2} \right).$$

There is a slight problem, however – the  $Z_{i1}$  elements of our renormalisation matrix drop out of the calculation at this order since  $C_1$  only appears at  $\mathcal{O}(\alpha_s)$ . Hence we have an ambiguity in the result – any constant times  $\alpha_s$  could be added here without affecting the renormalisation property. This ambiguity can be resolved by a different choice of operator basis, e.g. if we use  $Q_{\pm}$  (as defined later in this section). Doing so, we can then transform back into the  $Q_{1,2}$  basis and find the renormalisation matrix for the Wilson coefficients  $C_{1,2}$  is

$$Z = 1 + \frac{\alpha_s}{4\pi} \frac{1}{\epsilon} \begin{pmatrix} -\frac{3}{N_c} & 3 \\ 3 & -\frac{3}{N_c} \end{pmatrix}. \quad (2.4.5)$$

It is also worth noting that we can instead consider renormalising the operators  $Q_{1,2}$  themselves to remove the new UV divergence, and this process gives us a non-ambiguous renormalisation matrix, which is related to the one we have found as follows: let

$$C_i^{\text{bare}} = Z_{ij} C_j^{\text{ren}} \quad \text{and} \quad Q_i^{\text{bare}} = Z_{ij}^Q Q_j^{\text{ren}}$$

such that

$$(C_i^{\text{bare}})^T Q_i^{\text{bare}} = (C_j^{\text{ren}})^T Z_{ji} Z_{ik}^Q Q_k^{\text{ren}} = (C_i^{\text{ren}})^T Q_i^{\text{ren}}$$

where the second equality holds since we can equally well formulate our theory in terms of renormalised or bare constituents. As such, we must have

$$Z_{ji} Z_{ik}^Q = \delta_{jk} \Rightarrow Z_{ij}^Q = Z_{ji}^{-1}. \quad (2.4.6)$$

## Renormalisation Group Evolution

In principle we can now use our EFT to make calculations at low ( $\mu \sim m_b$ ) scales, as we have a perturbative expression for our coupling constants as a function of the scale. But looking at the numbers, it is not quite so simple – if we set our scale to the  $b$  quark mass, what do we find? Our expansion parameter, rather than being  $\alpha_s(m_b) \sim 0.2$ , is instead  $\alpha_s \ln m_b^2/M_W^2 \sim 1$  – the entire basis of perturbation theory, that successive corrections get smaller, seems to have broken down. Including all the factors we find our Wilson coefficients are then  $C_1 \sim -0.3, C_2 \sim 1.1$  – not quite as worrying, but still a relatively large change from tree level.

How do we resolve this crisis? Going to higher orders will not help – looking at Table 2.2 we see at  $n$ -loops we have terms that look like  $(\alpha_s \ln)^n$  which still break the convergence of the perturbative series. We have to sum up these terms to all orders – i.e. calculate column by column rather than row by row in Table 2.2. The



tool to do this is renormalisation group improved perturbation theory, which we will now demonstrate.

If we recall our renormalised Wilson coefficients are defined as  $\vec{C}^{\text{bare}} = Z \cdot \vec{C}^{\text{ren}}$ , and that the bare coefficients should be independent of the scale  $\mu$ , we can write

$$\frac{d\vec{C}^{\text{bare}}}{d\mu} = 0 = \frac{dZ}{d\mu} \cdot \vec{C}^{\text{ren}} + Z \cdot \frac{d\vec{C}^{\text{ren}}}{d\mu}.$$

Rearranging this equation, we get

$$\begin{aligned} \mu \frac{d\vec{C}^{\text{ren}}}{d\mu} &= -Z^{-1} \cdot \mu \frac{dZ}{d\mu} \cdot \vec{C}^{\text{ren}} \\ \frac{d\vec{C}^{\text{ren}}}{d \ln \mu} &\equiv \gamma^T \cdot \vec{C}^{\text{ren}} \end{aligned} \quad (2.4.7)$$

which defines the *anomalous dimension* matrix  $\gamma$  (the transpose in the definition is conventional).

The simplest way to solve this differential equation is to move to a basis of Wilson coefficients (or equivalently operators) where the renormalisation matrix is diagonal. Defining new operators  $Q_{\pm} = \frac{1}{2}(Q_2 \pm Q_1)$ , we find the following result

$$C_{\pm}^{\text{bare}} = Z_{\pm} C_{\pm}^{\text{ren}} \text{ with } Z_{\pm} = 1 \pm \frac{3}{N_c} \frac{\alpha_s}{4\pi} \frac{1}{\epsilon} (N_c \mp 1)$$

for which our now diagonal anomalous dimension matrix is

$$\gamma_{\pm} = -\frac{1}{Z_{\pm}} \frac{dZ_{\pm}}{d \ln \mu}.$$

The running of  $\alpha_s$  is given by the QCD beta function, defined in the following way:

$$\frac{d\alpha_s}{d \ln \mu} \equiv \beta(\alpha_s) = -2\alpha_s \left( \epsilon + \frac{\alpha_s}{4\pi} \beta_0 + \left( \frac{\alpha_s}{4\pi} \right)^2 \beta_1 + \dots \right), \quad (2.4.8)$$

where we have included the  $\mathcal{O}(\epsilon)$  term as well. The  $\beta_i$  coefficients are determined by an  $i$ -loop calculation – in our notation,  $\beta_0 = 11 - 2n_f/3$ . Using this, we can expand

our anomalous dimension matrix as

$$\begin{aligned}
\gamma_{\pm} &= -\frac{1}{Z_{\pm}} \frac{dZ_{\pm}}{d\alpha_s} \frac{d\alpha_s}{d\ln\mu} \\
&= -\left(1 \pm \frac{3}{N_c} \frac{\alpha_s}{4\pi} \frac{1}{\epsilon} (N_c \mp 1)\right)^{-1} \times \frac{d}{d\alpha_s} \left(1 \pm \frac{3}{N_c} \frac{\alpha_s}{4\pi} \frac{1}{\epsilon} (N_c \mp 1)\right) \times \beta(\alpha_s) \\
&= -\left(1 \mp \frac{3}{N_c} \frac{\alpha_s}{4\pi} \frac{1}{\epsilon} (N_c \mp 1)\right) \left(\pm \frac{3}{N_c} \frac{1}{4\pi} \frac{1}{\epsilon} (N_c \mp 1)\right) \left(-2\alpha_s \left(\epsilon + \frac{\alpha_s}{4\pi} \beta_0\right)\right) + \mathcal{O}(\alpha_s^2) \\
&= -\frac{\alpha_s}{4\pi} \frac{6}{N_c} (1 \mp N_c) \\
&\equiv \frac{\alpha_s}{4\pi} \gamma_{\pm}^{(0)}.
\end{aligned}$$

We can now solve the RG equation for the evolution of our Wilson coefficients, in the following way:

$$\begin{aligned}
\frac{dC_{\pm}}{d\ln\mu} &= \gamma_{\pm} C_{\pm} \\
\frac{1}{C_{\pm}} \frac{dC_{\pm}}{d\alpha_s} &= \frac{\gamma_{\pm}}{\beta(\alpha_s)} \\
\int_{C_{\pm}(\mu_0)}^{C_{\pm}(\mu)} \frac{dC_{\pm}}{C_{\pm}} &= \int_{\alpha_s(\mu_0)}^{\alpha_s(\mu)} \frac{\frac{\alpha_s}{4\pi} \gamma_{\pm}^{(0)}}{-2\alpha_s \left(\frac{\alpha_s}{4\pi} \beta_0\right)} d\alpha_s \\
\ln\left(\frac{C_{\pm}(\mu)}{C_{\pm}(\mu_0)}\right) &= -\frac{\gamma_{\pm}^{(0)}}{2\beta_0} \int_{\alpha_s(\mu_0)}^{\alpha_s(\mu)} \frac{d\alpha_s}{\alpha_s} \\
\ln\left(\frac{C_{\pm}(\mu)}{C_{\pm}(\mu_0)}\right) &= -\frac{\gamma_{\pm}^{(0)}}{2\beta_0} \ln\left(\frac{\alpha_s(\mu)}{\alpha_s(\mu_0)}\right) \\
\Rightarrow C_{\pm}(\mu) &= C_{\pm}(\mu_0) \left[\frac{\alpha_s(\mu)}{\alpha_s(\mu_0)}\right]^{-\frac{\gamma_{\pm}^{(0)}}{2\beta_0}}
\end{aligned}$$

where  $\mu_0$  is some scale close to the matching scale of our EFT. From the start of our calculation, and our definition  $C_{\pm} = C_2 \pm C_1$ , we have

$$C_{\pm}(\mu) = 1 - \frac{3}{N_c} (1 \pm N_c) \frac{\alpha_s}{4\pi} \ln\left(\frac{\mu^2}{M_W^2}\right)$$

and so our full result is

$$C_{\pm}(\mu) = \left(1 - \frac{3}{N_c} (1 \pm N_c) \frac{\alpha_s}{4\pi} \ln\left(\frac{\mu_0^2}{M_W^2}\right)\right) \left[\frac{\alpha_s(\mu)}{\alpha_s(\mu_0)}\right]^{-\frac{\gamma_{\pm}^{(0)}}{2\beta_0}} \quad (2.4.9)$$

Before continuing, a brief interlude about the above result. The first term (in round brackets) is a fixed order calculation at some high scale  $\mu_0$ , which displays the poor convergence behaviour we discussed earlier. The second term (in square brackets) is

the result of summing up all large logs, which arise when we take  $\mu$  very different from  $\mu_0$ .

Our final step is to revert back to the original basis of  $C_{1,2}$  coefficients. We have the freedom to choose the matching scale  $\mu_0$  (which acts as a boundary condition on our RGE equations) to be anything of the order of  $M_W$ , such that large logs don't appear. The simplest solution is to set  $\mu_0 = M_W$ , as at this scale the logs vanish at this order, and we are left with a simpler result. Plugging in all the numbers, we find as our final result

$$C_1(\mu) = \frac{1}{2} \left( \left[ \frac{\alpha_s(\mu)}{\alpha_s(M_W)} \right]^{-\frac{6}{23}} - \left[ \frac{\alpha_s(\mu)}{\alpha_s(M_W)} \right]^{\frac{12}{23}} \right), \quad (2.4.10)$$

$$C_2(\mu) = \frac{1}{2} \left( \left[ \frac{\alpha_s(\mu)}{\alpha_s(M_W)} \right]^{-\frac{6}{23}} + \left[ \frac{\alpha_s(\mu)}{\alpha_s(M_W)} \right]^{\frac{12}{23}} \right). \quad (2.4.11)$$

### 2.4.2 $B_s$ mixing

The formalism of meson mixing can be understood as a “simple”<sup>1</sup> application of time-dependent perturbation theory with two discrete eigenstates of the unperturbed Hamiltonian, plus a continuum of lighter states. They are unstable particles, which can transition into other quantum states through the decay process. Treating the particles as quantum mechanical states, and applying the Wigner-Weisskopf method (see Appendix I of [158] for the details of this), we can show that the time evolution can be written as

$$\frac{\partial}{\partial t} \begin{pmatrix} B_s \\ \bar{B}_s \end{pmatrix} = \left( \hat{M} - \frac{i}{2} \hat{\Gamma} \right) \begin{pmatrix} B_s \\ \bar{B}_s \end{pmatrix} \quad (2.4.12)$$

where  $\hat{M}$  and  $\hat{\Gamma}$  are both Hermitian matrices. Because of the weak interaction these two matrices are not diagonal, and the eigenstates of the Hamiltonian can be found by diagonalising  $\hat{M}$  and  $\hat{\Gamma}$ . This gives

$$(\Delta M)^2 - \frac{1}{4}(\Delta \Gamma)^2 = 4|M_{12}|^2 - |\Gamma_{12}|^2, \quad (2.4.13)$$

$$\Delta M \cdot \Delta \Gamma = -4 \operatorname{Re}(M_{12}\Gamma_{12}^*), \quad (2.4.14)$$

where  $M_{12}$  and  $\Gamma_{12}$  are the off-diagonal elements of  $\hat{M}$  and  $\hat{\Gamma}$ , and  $\Delta M$  and  $\Delta \Gamma$  correspond to the mass and width difference of the two mass eigenstates, conventionally labelled  $B_H, B_L$  (heavy and light) such that

$$\Delta M \equiv M_{B_H} - M_{B_L}, \quad \Delta \Gamma \equiv \Gamma_{B_L} - \Gamma_{B_H}. \quad (2.4.15)$$

---

<sup>1</sup>i.e. not at all

It has been experimentally measured that the ratio  $\Delta\Gamma/\Delta M$  is small, and it is also true that in the SM we have  $|\Gamma_{12}/M_{12}| \ll 1$ .<sup>1</sup> Expanding in either of these small parameters, we find

$$\Delta M \approx 2|M_{12}|, \quad \Delta\Gamma \approx 2|\Gamma_{12}| \cos \phi_{12}, \quad \text{with } \phi_{12} = \arg(-M_{12}/\Gamma_{12}), \quad (2.4.16)$$

where we have neglected terms of  $\mathcal{O}(|\Gamma_{12}/M_{12}|^2)$ .

In order to predict  $\Delta M$ , we see that we must calculate  $M_{12}$ . The quantum mechanical calculation<sup>2</sup> tells us that the off diagonal element  $M_{12}$  is given by

$$M_{12} = \langle B_s | H' | \bar{B}_s \rangle,$$

where  $H'$  is the weak Hamiltonian (note that this is actually the Hamiltonian here, not the density) that acts as the perturbation. Since in QFT states are normalised such that  $\langle i | i \rangle = 2E_i V$  (where  $V$  is the volume of a hypothetical finite spacetime), compared to the unit normalisation  $\langle B_s | \bar{B}_s \rangle = 1$  in QM, this expression becomes

$$\begin{aligned} M_{12} &= \frac{\langle B_s | H' | \bar{B}_s \rangle}{2M_{B_s} V} \\ &= \frac{\langle B_s | \int d^4x \mathcal{H}(x) | \bar{B}_s \rangle}{2M_{B_s} V} \\ &= \frac{\langle B_s | \mathcal{H} | \bar{B}_s \rangle}{2M_{B_s}}, \end{aligned} \quad (2.4.17)$$

where we have used the translational invariance of the Hamiltonian density to cancel off the volume factor.

In our above expression, what is the Hamiltonian we must use? Since we want to calculate the overlap between two hadronic states, it seems reasonable that the Hamiltonian must be one that is most appropriate for that scale, i.e.  $\sim m_b$  – so we should use an effective Hamiltonian.

So a rough outline of the calculation is

1. Match the SM onto the WET (which we will do using the process  $b^i \bar{s}^j \rightarrow \bar{b}^k s^l$ )
2. (RG run the Wilson coefficients down to  $\sim m_b$ )
3. Find a way to evaluate the matrix element of our low scale Hamiltonian.

The matching process proceeds similarly to that done in the previous section.

<sup>1</sup>Note that while this hierarchy is true for  $B$  and  $B_s$  mesons, they do not hold for  $D$  mixing.

<sup>2</sup>A full account of this calculation can be found in Chapter 1.2.1 of [159].

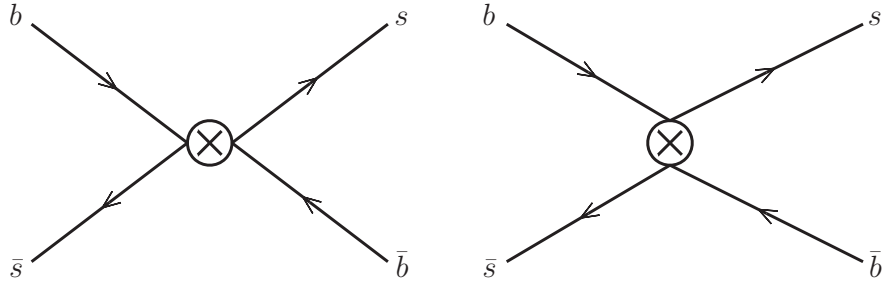


Figure 2.2: Leading order diagrams for  $B_s$  mixing in the weak effective theory.

### WET calculation

It can be shown that the appropriate basis of operators for  $\Delta B = 2$  processes is the so-called ‘‘SUSY’’ basis [160], which contains eight operators (see Appendix C for a list). For our purposes, we need only one however (as it is the only one that arises in the SM):

$$\mathcal{O}_1 = (\bar{s}^i \gamma^\mu P_L b^i)(\bar{s}^j \gamma_\mu P_L b^j)$$

which means our effective Hamiltonian is

$$\mathcal{H}_{\text{eff}} = C_1 \mathcal{O}_1 + \text{h.c.}$$

(note that there is a factor of four and a hermitian conjugation relative to e.g. FLAG [161, 162].).

There are two diagrams that contribute in the WET (at leading order), shown in Figure 2.2.

The amplitude in the effective theory is

$$\begin{aligned} i\mathcal{M}^{\text{WET}} &= (-iC) \cdot 2(\bar{v}\gamma^\mu P_L u)(\bar{u}\gamma_\mu P_L v)\delta_{ij}\delta_{kl} - (-iC) \cdot 2(\bar{v}\gamma^\mu P_L v)(\bar{u}\gamma_\mu P_L u)\delta_{il}\delta_{kj} \\ &= -2iC \left[ (\bar{v}\gamma^\mu P_L u)(\bar{u}\gamma_\mu P_L v)\delta_{ij}\delta_{kl} - (\bar{v}\gamma^\mu P_L v)(\bar{u}\gamma_\mu P_L u)\delta_{il}\delta_{kj} \right]. \end{aligned} \quad (2.4.18)$$

The factor of two comes from being able to contract the external legs multiple ways in the diagram (this would normally be cancelled out by a normalisation factor in the Lagrangian, like e.g. the  $4!$  factor in scalar  $\phi^4$  theory), and the minus sign from the different orientation of the fermion lines. Both these factors can be most easily seen by doing the Wick contraction by hand.

### SM calculation

In the SM there are many more diagrams, two of which are shown in Figure 2.3. We have to sum over the possible internal quarks ( $u, c, t$ ), and in Feynman gauge

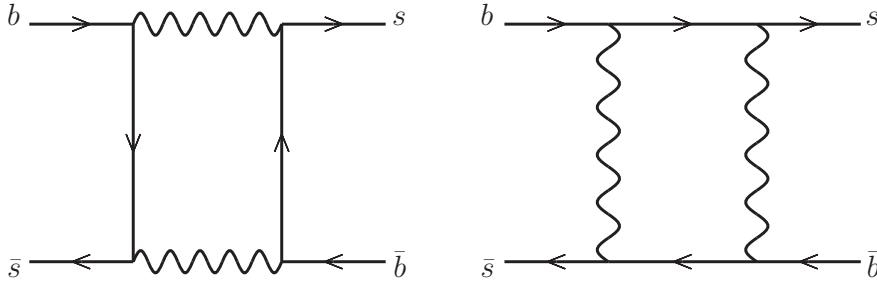


Figure 2.3: Box diagrams that contribute to  $B_s$  mixing in the SM.

you can also substitute either of the  $W$  bosons for a charged Goldstone boson. In total, this gives us  $2 \times 4 \times 3 \times 3 = 72$  diagrams. However, what seems like a large computation can be simplified by examining the structure of the amplitudes.

For each diagram, we get a result like  $i\mathcal{M} \sim \sum_{q,q'} \lambda_q \lambda_{q'} F(x_q, x_{q'})$  where  $\lambda_q \equiv V_{qb} V_{qs}^*$ ,  $x_q \equiv m_q/M_W$  and  $F$  is the function resulting from the loop integral, which we have written as a function of the dimensionless quark mass ratios rather than the masses alone. Using the unitarity of the CKM matrix, the above sum can be written in the following form

$$\begin{aligned}
 i\mathcal{M} = & \lambda_u^2 [F(x_u, x_u) - 2F(x_c, x_u) + F(x_c, x_c)] \\
 & + 2\lambda_u \lambda_c [F(x_c, x_c) - F(x_c, x_u) - F(x_t, x_c) + F(x_t, x_u)] \\
 & + \lambda_t^2 [F(x_t, x_t) - 2F(x_t, x_u) + F(x_u, x_u)] .
 \end{aligned} \tag{2.4.19}$$

There are two sources of suppression in this expression, GIM and CKM. GIM suppression (see the end of Section 1.2.1) comes from the fact that if the quark masses were equal, each set of terms in the square brackets would vanish, while CKM suppression can be seen from examining size of the prefactors:

$$\lambda_t^2 \sim 10^{-3}, \quad \lambda_t \lambda_u \sim 10^{-5}, \quad \lambda_u^2 \sim 10^{-7} . \tag{2.4.20}$$

While obviously the approximation  $m_t = m_c = m_u$  is not a good one, setting  $m_c = m_u = 0$  is much better, and so we will drop the first two terms in Equation 2.4.19, leaving us with

$$i\mathcal{M} = \lambda_t^2 [F(x_t, x_t) - 2F(x_t, 0) + F(0, 0)] . \tag{2.4.21}$$

(The terms we are dropping by doing this are of the order  $10^{-4}$  which is much less than both the current experimental and theoretical precision.)

To separate out the calculation, we label the left and right diagrams in Figure 2.3 by  $a$  and  $b$  respectively, and the diagrams with virtual  $WW$ ,  $W\phi$ ,  $\phi W$ ,  $\phi\phi$  by 1-4 respectively. It is worth noting that in Feynman gauge, the loop integrals are finite,

and so we set  $d = 4$  from the start.

$$\begin{aligned}
i\mathcal{M}_{1a}^{\text{SM}} &= \lambda_t^2 \int \frac{d^4 k}{(2\pi)^4} \left[ \left( \bar{v} \cdot \frac{ig}{\sqrt{2}} \gamma^\mu P_L \cdot \frac{i(\not{k} + m_q)}{k^2 - m_q^2} \cdot \frac{ig}{\sqrt{2}} \gamma^\nu P_L \cdot u \right) \right. \\
&\quad \left( \bar{u} \cdot \frac{ig}{\sqrt{2}} \gamma^\alpha P_L \cdot \frac{i(\not{k} + m_{q'})}{k^2 - m_{q'}^2} \cdot \frac{ig}{\sqrt{2}} \gamma^\beta P_L \cdot v \right) \\
&\quad \left. \times \frac{-ig_{\mu\nu}}{k^2 - M_W^2} \times \frac{-ig_{\alpha\beta}}{k^2 - M_W^2} \times \delta_{ij} \delta_{kl} \right] \\
&= \delta_{ij} \delta_{kl} \lambda_t^2 \frac{g^4}{16} (\bar{v} \gamma^\mu \gamma^\alpha \gamma^\nu P_L u) (\bar{u} \gamma_\nu \gamma_\alpha \gamma_\mu P_L v) \times \\
&\quad \int \frac{d^4 k}{(2\pi)^4} \frac{k^2}{(k^2 - m_q^2)(k^2 - m_{q'}^2)(k^2 - M_W^2)^2}.
\end{aligned}$$

For the diagrams with virtual Goldstone bosons, since the Goldstone coupling is proportional to the quark mass, we need only calculate the result for the case where both virtual quarks are tops, as the others give zero contribution in our approximation  $m_c = m_u = 0$ .

$$\begin{aligned}
i\mathcal{M}_{2a}^{\text{SM}} = i\mathcal{M}_{3a}^{\text{SM}} &= \lambda_t^2 \int \frac{d^4 k}{(2\pi)^4} \left[ \left( \bar{v} \cdot \frac{ig}{\sqrt{2}} \frac{m_t}{M_W} P_R \cdot \frac{i(\not{k} + m_t)}{k^2 - m_t^2} \cdot \frac{ig}{\sqrt{2}} \gamma^\mu P_L \cdot u \right) \right. \\
&\quad \left( \bar{u} \cdot \frac{ig}{\sqrt{2}} \gamma^\nu P_L \cdot \frac{i(\not{k} + m_t)}{k^2 - m_t^2} \cdot \frac{ig}{\sqrt{2}} \frac{m_t}{M_W} P_L \cdot v \right) \\
&\quad \left. \times \frac{-ig_{\mu\nu}}{k^2 - M_W^2} \times \frac{i}{k^2 - M_W^2} \times \delta_{ij} \delta_{kl} \right] \\
&= -\delta_{ij} \delta_{kl} \lambda_t^2 \frac{g^4}{4} \frac{m_t^4}{M_W^2} (\bar{v} \gamma^\mu P_L u) (\bar{u} \gamma_\mu P_L v) \times \\
&\quad \int \frac{d^4 k}{(2\pi)^4} \frac{1}{(k^2 - m_t^2)^2 (k^2 - M_W^2)^2},
\end{aligned}$$

$$\begin{aligned}
i\mathcal{M}_{4a}^{\text{SM}} &= \lambda_t^2 \int \frac{d^4 k}{(2\pi)^4} \left[ \left( \bar{v} \cdot \frac{ig}{\sqrt{2}} \frac{m_t}{M_W} P_R \cdot \frac{i(\not{k} + m_t)}{k^2 - m_t^2} \cdot \frac{ig}{\sqrt{2}} \frac{m_t}{M_W} P_L \cdot u \right) \right. \\
&\quad \left( \bar{u} \cdot \frac{ig}{\sqrt{2}} \frac{m_t}{M_W} P_R \cdot \frac{i(\not{k} + m_t)}{k^2 - m_t^2} \cdot \frac{ig}{\sqrt{2}} \frac{m_t}{M_W} P_L \cdot v \right) \\
&\quad \left. \times \frac{i}{k^2 - M_W^2} \times \frac{i}{k^2 - M_W^2} \times \delta_{ij} \delta_{kl} \right] \\
&= -\delta_{ij} \delta_{kl} \lambda_t^2 \frac{g^4}{16} \frac{m_t^4}{M_W^4} (\bar{v} \gamma^\mu P_L u) (\bar{u} \gamma_\mu P_L v) \int \frac{d^4 k}{(2\pi)^4} \frac{k^2}{(k^2 - m_t^2)^2 (k^2 - M_W^2)^2}.
\end{aligned}$$

The  $b$  diagrams give the same result, up to a relative minus sign<sup>1</sup> (which will match the sign difference in the effective theory), and having the opposite spinor structure  $((\bar{v}v)(\bar{u}u))$  instead of  $(\bar{v}u)(\bar{u}v)$  and colour structure  $(\delta_{il}\delta_{kj})$  instead of  $\delta_{ij}\delta_{kl}$ .

<sup>1</sup>See for example [163] for a set of Feynman rules which make this sign clear.

Putting our results together, and using the Fierz identity Equation A.0.3 (which allows us to relate the two different Dirac structures), we find

$$i\mathcal{M}^{\text{SM}} = -i\frac{G_F^2}{2\pi^2}M_W^4\lambda_t^2S_0(x_t)\left[(\bar{v}\gamma^\mu P_L u)(\bar{u}\gamma_\mu P_L v)\delta_{ij}\delta_{kl} - (\bar{v}\gamma^\mu P_L v)(\bar{u}\gamma_\mu P_L u)\delta_{i,l}\delta_{k,j}\right]$$

where

$$S_0(x_t) = \frac{4x_t - 11x_t^2 + x_t^3}{4(x_t^2 - 1)} + \frac{3x_t^3 \ln x_t}{2(x_t^2 - 1)} \quad (2.4.22)$$

is the Inami-Lim function [164].

### $\Delta B = 2$ Matching

Setting  $i\mathcal{M}^{\text{WET}} = i\mathcal{M}^{\text{SM}}$ , we can read off the coefficient of our effective Hamiltonian to be

$$C = \frac{G_F^2}{4\pi^2}M_W^2\lambda_t^2S_0(x_t).$$

Hence,

$$\begin{aligned} M_{12} &= \frac{G_F^2}{4\pi^2}\lambda_t^2M_W^2S_0(x_t) \times \frac{1}{2M_{B_s}} \langle B_s | \mathcal{O}_1 | \bar{B}_s \rangle \\ &= \frac{G_F^2}{12\pi^2}\lambda_t^2M_W^2S_0(x_t)f_{B_s}^2M_{B_s}B \end{aligned}$$

where  $B$ , known as a bag parameter, parameterises the deviation from the VSA (see Appendix C for details).

In principle we must also consider the RG group running of our operator and Wilson coefficient – we will not go into detail here, but simply state the effects. Having matched at the scale  $\mu_t \sim M_W, m_t$ , we run down to the scale  $\mu_b \sim m_b$ . It turns out that QCD corrections, in contrast to our other EFT case study, do not bring in any other operators, and so we simply find

$$M_{12}(\mu_t, \mu_b) = \frac{G_F^2}{12\pi^2}\lambda_t^2M_W^2S_0\left(\frac{m_t^2(\mu_t)}{M_W^2}\right)\bar{\eta}_{2B}(\mu_t, \mu_b)f_{B_s}^2M_{B_s}B(\mu_b)$$

where at leading order the correction factor is

$$\bar{\eta}_{2B} = \left(\frac{\alpha_s(\mu_t)}{\alpha_s(\mu_b)}\right)^{6/23}.$$

(Note that in e.g. [165], this quantity is denoted  $\hat{\eta}_B$ .) At higher orders, it is seen that  $\bar{\eta}_{2B}$  is only very weakly dependent on  $\mu_t$  if we set our matching scale to be close to the top mass, as the logarithmic terms are of the form  $\ln \mu_t/m_t$  [166]. Traditionally, the  $\mu_b$  dependence is absorbed into the bag parameter, which then formally cancels its



scale and scheme dependence, and this parameter then gets called  $\hat{B}$  – this notation is widely used by lattice groups. We then can write

$$M_{12} = \frac{G_F^2}{12\pi^2} \lambda_t^2 M_W^2 S_0 \left( \frac{m_t^2(m_t)}{M_W^2} \right) \eta_{2B}(m_t) f_{B_s}^2 M_{B_s} \hat{B}, \quad (2.4.23)$$

with  $\eta_{2B} \approx 0.55$ . (In the literature, since the  $m_t$  dependence of  $\eta_{2B}$  is so small, the  $m_t$  dependence is often dropped.) It is useful to convert between the “hatted” and “unhatted” bag parameters, so we quote here the NLO conversion factor [166]:

$$\hat{B} = \alpha_s(\mu_b)^{-\frac{6}{23}} \left( 1 + \frac{\alpha_s(\mu_b)}{4\pi} \frac{5165}{3174} \right) B(\mu_b) \approx 1.5 B(\mu_b) \quad (2.4.24)$$

from which we can find  $\bar{\eta}_{2B} \approx 0.84$ .

With all this in place, we can finally make a prediction for  $\Delta M$  – using a recent set of input (circa 2015) parameters, we find

$$\Delta M_s = (18.3 \pm 2.7) \text{ ps}^{-1}$$

as the SM prediction [165]. This has been the standard result for the last few years, but in Chapter 7 we update this in light of new inputs, and examine the consequences for certain classes of NP model.

## 2.5 *B* mixing observables

Following on from our in depth discussion of the calculation of  $\Delta M_s$ , now seems an appropriate time to give an overview of the other observables that arise from meson mixing.

The width difference  $\Delta\Gamma$  is calculated in a similar way to  $\Delta M$ , but with the difference that we only include diagrams where the intermediate particles can go on shell. A simple way to understand this is by considering  $\Delta\Gamma$  written in the form

$$\Delta\Gamma = \Gamma_{B_L} - \Gamma_{B_H} = \sum_f |\langle f | \mathcal{H} | B_L \rangle|^2 - \sum_f |\langle f | \mathcal{H} | B_H \rangle|^2,$$

where  $f$  denotes final states common to  $B_s$  and  $\bar{B}_s$  – the lifetime calculation can only involve on shell final states.

In the HQE  $\Gamma_{12}$  can be expanded in powers of  $\Lambda/m_b$

$$\Gamma_{12} = \frac{\Lambda^3}{m_b^3} \left( \Gamma_3^{(0)} + \frac{\alpha_s}{4\pi} \Gamma_3^{(1)} + \dots \right) + \frac{\Lambda^4}{m_b^4} \left( \Gamma_4^{(0)} + \dots \right) + \dots \quad (2.5.1)$$

The leading term  $\Gamma_3^{(0)}$  was calculated quite some time ago by [167–172], the NLO-QCD corrections  $\Gamma_3^{(1)}$  were determined in [173–175] and subleading mass corrections were done in [176–178]. Lattice values for the corresponding operators were determined by [179–182].

Alongside  $\Delta M$  and  $\Delta\Gamma$ , there is another main observable associated with mixing – the semileptonic asymmetry or  $a_{\text{sl}}$ . This is defined by

$$a_{\text{sl}} \equiv \frac{\Gamma(\bar{B}(t) \rightarrow f) - \Gamma(B(t) \rightarrow \bar{f})}{\Gamma(\bar{B}(t) \rightarrow f) + \Gamma(B(t) \rightarrow \bar{f})}, \quad (2.5.2)$$

where  $f$  is a flavour-specific final state, i.e.  $\bar{B} \rightarrow f$  and  $B \rightarrow \bar{f}$  are forbidden without mixing.<sup>1</sup> Expanding in our small parameters as we did in Equation 2.4.16 we find

$$a_{\text{sl}} \approx \text{Im} \left( \frac{\Gamma_{12}}{M_{12}} \right), \quad (2.5.3)$$

where as before we have dropped terms of  $\mathcal{O}(|\Gamma_{12}/M_{12}|^2)$ . This ratio expression is nice from a calculational point of view, as various factors which are less precisely known cancel out when we take the ratio, allowing us to make a more precise prediction. Something similar can be done for the mass and width differences, where we find that at the same level of accuracy the real part of the ratio is

$$\text{Re} \left( \frac{\Gamma_{12}}{M_{12}} \right) \approx -\frac{\Delta\Gamma}{\Delta M}. \quad (2.5.4)$$

---

<sup>1</sup>For this reason,  $a_{\text{sl}}$  is often referred to as the flavour specific asymmetry, or  $a_{\text{fs}}$ .

# Chapter 3

## Quark-Hadron Duality

### 3.1 Introduction

In Chapter 1 we discussed how flavour physics is an ideal testing ground for searches for new physics, as there are many observables which are highly suppressed in the SM but could easily be enhanced by new physics, as well as many observables for which a high experimental precision is available – meson mixing observables satisfy both these criteria. In order to make use of this fact, we must be sure that hadronic uncertainties are under control in our theoretical calculations, as otherwise we cannot tell for certain if we are seeing anything new. In this chapter we aim to tackle one part of this question.

Many current theory predictions rely on the HQE and we will examine how the idea of quark-hadron duality – which is a basic assumption of the HQE – can be tested. In order to do this, we use current data from  $B$  mixing and  $B$  meson lifetimes to constrain violations of quark-hadron duality, and then see how this affects the predicted values of other observables. As part of this, we discuss how future improvements in theory and experiment could further constraint duality violations, and what level of precision could allow us to properly distinguish genuine new physics from some non-perturbative contribution to the SM calculation. We also investigate how the current trouble with inclusive predictions of mixing in the charm sector can be explained through a mild violation of quark-hadron duality.

Our work in this chapter is organised as follows: in Section 3.2 we explain the basic ideas of duality violation in the HQE, then we introduce in Section 3.2.1 a simple parameterisation for duality violation in  $B$  mixing and we derive bounds on its possible size. The lifetime ratio  $\tau(B_s)/\tau(B_d)$  can provide complementary bounds on duality violation, and so we discuss this in Section 3.2.2. The bounds in the  $B$  system depend strongly on the theory uncertainties, hence we present in Section 3.3

a numerical update of the mixing observables with an aggressive error estimate for the input parameters. In Section 3.4 we study possible effects of duality violation in D mixing. We summarise our findings in Section 3.5 and discuss the outlook for the future.

## 3.2 Duality violation

In 1979 the notion of duality was introduced by Poggio, Quinn and Weinberg [183] for the process  $e^+e^- \rightarrow \text{hadrons}$ .<sup>1</sup> The basic assumption is that this process can be well approximated by a quark level calculation of  $e^+e^- \rightarrow q\bar{q}$ . In this work we will investigate duality in the case of decays of heavy hadrons, which are described by the HQE (see Section 2.2 for an overview and references to the early works). The HQE assumes quark-hadron duality, i.e. that the hadron decays can be described at the quark level. A violation of duality could correspond to non-perturbative terms like  $\exp(-m_b/\Lambda)$  (where  $\Lambda$  is the numerator in the HQE) which give vanishing contributions when Taylor expanded around  $\Lambda/m_b = 0$  (see e.g. [186] and also [187] for a detailed discussion of duality, its violations and some possible models for duality violations). To estimate the possible size of these non-perturbative terms we note that in the case of lifetimes and mixing, the expansion parameter of the HQE is not  $\Lambda/m_b$  but the hadronic scale  $\Lambda$  normalised to the momentum release  $\sqrt{M_i^2 - M_f^2}$ , where  $M_i$  is the mass of the initial state and  $M_f$  the sum of the final state masses. As such, the expansion parameter for the quark-level decay  $b \rightarrow c\bar{c}s$ ,  $\Lambda/\sqrt{m_b^2 - 4m_c^2}$ , is considerably larger than for the decay  $b \rightarrow u\bar{u}u$ , where it is  $\Lambda/m_b$ . Put another way, the less phase space that is accessible in the final state, the worse the convergence property of the HQE for this class of decays, and the larger might be the hypothetical duality violating terms. The remaining phase space for  $B_s$  decay into light mesons (e.g.  $B_s \rightarrow K^-\pi^+$ , via  $b \rightarrow u\bar{u}d$ ), due to the dominant quark level decay (e.g.  $B_s \rightarrow D_s^-\pi^+$ , via  $b \rightarrow c\bar{u}d$ ) and into the leading contribution to  $\Delta\Gamma_s$  (e.g.  $B_s \rightarrow D_s^+D_s^-$ , via  $b \rightarrow c\bar{c}s$ ) reads

$$M_{B_s} - M_K - M_\pi = 4.73 \text{ GeV} , \quad (3.2.1)$$

$$M_{B_s} - M_{D_s^+} - M_\pi = 3.26 \text{ GeV} , \quad (3.2.2)$$

$$M_{B_s} - 2M_{D_s^{(*)+}} = 1.43(1.15) \text{ GeV} . \quad (3.2.3)$$

The crucial question is whether the phase space in  $B_s \rightarrow D_s^{(*)+}D_s^{(*)-}$  is still large enough to ensure quark-hadron duality.

---

<sup>1</sup>The concept of duality was already used in 1970 for electron proton scattering by Bloom and Gilman [184,185].

Channel	Expansion parameter ( $= x$ )	Value of $x$	$\exp(-1/x)$
$b \rightarrow c\bar{c}s$	$\frac{\Lambda}{\sqrt{m_b^2 - 4m_c^2}} \approx \frac{\Lambda}{m_b} \left(1 + 2\frac{m_c^2}{m_b^2}\right)$	0.054–0.58	$9.4 \times 10^{-9}$ –0.18
$b \rightarrow c\bar{u}s$	$\frac{\Lambda}{\sqrt{m_b^2 - m_c^2}} \approx \frac{\Lambda}{m_b} \left(1 + \frac{1}{2}\frac{m_c^2}{m_b^2}\right)$	0.045–0.49	$1.9 \times 10^{-10}$ –0.13
$b \rightarrow u\bar{u}s$	$\frac{\Lambda}{\sqrt{m_b^2 - 4m_u^2}} = \frac{\Lambda}{m_b}$	0.042–0.48	$4.2 \times 10^{-11}$ –0.12

Table 3.1: Value of the HQE expansion parameter for a range of values of  $\Lambda$ ,  $m_b$  and  $m_c$ .

To get some idea of the possible values of the expansion parameter and the non-perturbative terms in inclusive  $b$  quark decays, we vary  $\Lambda$  within 0.2 and 2 GeV,<sup>1</sup>  $m_b$  within 4.18 and 4.78 GeV, and  $m_c$  within 0.975 and 1.67 GeV – the resulting numerics are shown in Table 3.1. From this simple numerical exercise we find that duality violating terms could easily be of a similar size as the expansion parameter of the HQE. Moreover decay channels like  $b \rightarrow c\bar{c}s$  might be more strongly affected by duality violations compared to e.g.  $b \rightarrow u\bar{u}s$ . This agrees with the naive expectation that decays with a smaller final state phase space might be more sensitive to duality violation.

Obviously duality cannot be proved directly because this would require a complete solution of QCD and a subsequent comparison with the HQE expectations, which is clearly not possible. To make statements about duality violation, in principle there are two strategies that could be performed:

1. Study simplified models for QCD, e.g. the 't Hooft model (a two-dimensional model for QCD, see e.g. [186, 187, 189–192]) and develop models for duality violations, like instanton-based and resonance-based models (see e.g. [186, 187]).
2. Use a pure phenomenological approach, by comparing experiment with HQE predictions.

In this chapter we will follow the second strategy and use a simple parameterisation for duality violation in mixing observables and lifetime ratios, which will be most pronounced for the  $b \rightarrow c\bar{c}s$  channel.

At this stage it is interesting to note that for many years there have been problems related to applications of the HQE for inclusive  $b$  hadron decays and most of them seemed to be related to the  $b \rightarrow c\bar{c}s$  channel:

- For quite some time the experimental value for the  $\Lambda_b$  lifetime was considerably lower than early theory predictions [193], which indicated a value quite close

<sup>1</sup>This is twice the scale one finds in  $\Delta\Gamma_s$ , where  $\Lambda/m_b \approx 1/5$  [188].

to the  $B_d$  lifetime (see [141] for a detailed review). These results triggered theoretical attempts to explain the discrepancy with a failure of the HQE, see e.g. the discussion in [194], where a simple model for a modification of the HQE was suggested in order to explain experiment, see also [195] and [196]. The dominant contribution to the  $\Lambda_b$  lifetime is given by the  $b \rightarrow c\bar{u}d$  and  $b \rightarrow c\bar{c}s$  transitions. To a large extent the  $\Lambda_b$  lifetime problem has now been solved experimentally, see the detailed discussion in [141], mostly by new measurements from LHCb [197–199] and the new data confirm the early theory estimates [193]. However, there is still a large theory uncertainty remaining due to unknown non-perturbative matrix elements that could be calculated with current lattice QCD techniques.

- For quite some time the values of the inclusive semi-leptonic branching ratio of  $B$  mesons as well as the average number of charm quarks per  $b$  decay (missing charm puzzle) disagreed between experiment and theory, see e.g. [200–203]. Modifications of the decay  $b \rightarrow c\bar{c}s$  were considered as a potential candidate for solving this problem. This issue has been improved considerably by new data and new calculations [204]. Again, there still a considerable uncertainty remains due to unknown NNLO QCD corrections. First estimates suggest that such corrections could be large [205].
- Because of a cancellation of weak annihilation contributions it is theoretically expected (based on the HQE) that the  $B_s$  lifetime is more or less equal to the  $B_d$  lifetime, see e.g. an early estimate from 1986 [193] or the review [141] for updated values. For quite some time experiment found deviations of  $\tau(B_s)/\tau(B_d)$  from one – we have plotted the experimental averages from HFLAV [143] from 2003 onwards in Figure 3.1. Currently there is still a small difference between data and the HQE prediction, which will be discussed further in Section 3.2.2. Here again a modification of the  $b \rightarrow c\bar{u}d$  and/or the  $b \rightarrow c\bar{c}s$  transitions might solve the problem.

All of these problems have softened considerably since being recognised and huge duality violations are now ruled out by experiment [206], in particular by the measurement of the decay rate difference of neutral  $B_s$  mesons,  $\Delta\Gamma_s$ , which is to a good approximation a  $b \rightarrow c\bar{c}s$  transition. But there is still space for a small amount of duality violation – which will be quantified in this chapter. We will thus investigate the decay rate difference  $\Delta\Gamma_s$  in more detail.

We show in Table 3.2 the theory and experimental values we use in the rest of this chapter. The most recent numerical update for the mixing quantities is given in [165] (superseding the numerical predictions in [207, 208]) which is where we take

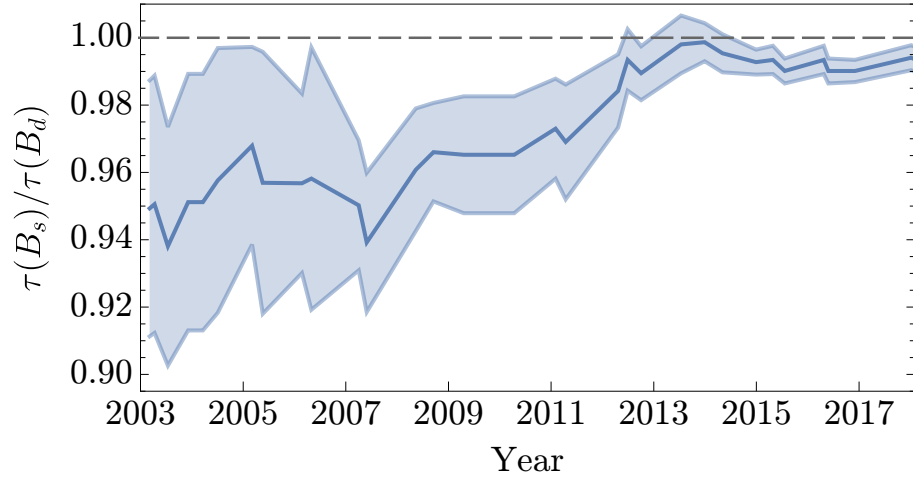


Figure 3.1: Historical values of the lifetime ratio  $\tau(B_s)/\tau(B_d)$  as reported by HFLAV [143] since 2003. The solid line shows the central value and the shaded line indicates the  $1\sigma$  region, the dotted line corresponds to the theory prediction, which is essentially one, with a tiny uncertainty.

Observable	SM	Experiment
$\Delta M_s / \text{ps}^{-1}$	$18.3 \pm 2.7$	$17.757 \pm 0.021$
$\Delta \Gamma_s / \text{ps}^{-1}$	$0.088 \pm 0.020$	$0.082 \pm 0.006$
$a_{\text{sl}}^s / 10^{-5}$	$2.22 \pm 0.27$	$170 \pm 300$
$\Delta \Gamma_s / \Delta M_s / 10^{-4}$	$48.10 \pm 8.32$	$46.2 \pm 3.4$
$\Delta M_d / \text{ps}^{-1}$	$0.528 \pm 0.078$	$0.5055 \pm 0.0020$
$\Delta \Gamma_d / 10^{-3} \text{ps}^{-1}$	$2.61 \pm 0.59$	$0.66 \pm 6.60$
$a_{\text{sl}}^d / 10^{-4}$	$-4.7 \pm 0.6$	$-15 \pm 17$
$\Delta \Gamma_d / \Delta M_d / 10^{-4}$	$49.4 \pm 8.5$	$13 \pm 130$

Table 3.2: SM predictions and experimental measurements that will be used for the work in this chapter.

our SM predictions from, and can be compared to the experimental values from HFLAV [209, 210] (except the experimental average for  $a_{\text{sl}}^s$  which has been taken from [211]). The theory prediction uses conservative ranges for the input parameters – we will present a more aggressive estimate in Section 3.3. Experiment and theory agree very well for the quantities  $\Delta M_q$  and  $\Delta \Gamma_s$ . The semileptonic asymmetries and the decay rate difference in the  $B_d$  system have not been observed yet. More profound statements about the validity of the theory can be made by comparing the ratio of  $\Delta \Gamma_s$  and  $\Delta M_s$ , where some theoretical uncertainties cancel and we get

$$\frac{\left(\frac{\Delta \Gamma_s}{\Delta M_s}\right)^{\text{exp}}}{\left(\frac{\Delta \Gamma_s}{\Delta M_s}\right)^{\text{SM}}} = 0.96 \pm 0.22. \quad (3.2.4)$$

The central value shows a very good agreement of experiment and HQE predictions. The remaining uncertainty leaves some space for new physics effects or for violations of duality. We have taken here the  $2\sigma$  range of the experimental value, while we consider the theory range to cover all allowed values. Thus we conclude that in the most sensitive decay channel,  $b \rightarrow c\bar{c}s$ , duality seems to be violated by at most 22%. In the next section we try to investigate these possibilities in more detail.

### 3.2.1 $B$ mixing

For the discussion in the rest of this section, it will be useful to separate out the CKM dependence of  $M_{12}$  and  $\Gamma_{12}$ . We can write

$$\Gamma_{12}^s = - \sum_{x=u,c} \sum_{y=u,c} \lambda_x \lambda_y \Gamma_{12}^{s,xy}, \quad M_{12}^s = \lambda_t^2 \tilde{M}_{12}^s. \quad (3.2.5)$$

where  $\lambda_q = V_{qs}^* V_{qb}$ . For simplicity we give only the expressions for  $B_s$  mesons when modifications for  $B_d$  mesons are obvious, and we will explicitly present expressions for the  $B_d$  sector only when they are non-trivial. As we saw in Section 2.5, the physical observables  $\Delta M_s$ ,  $\Delta\Gamma_s$  and  $a_{\text{sl}}^s$  are related to the ratio  $\Gamma_{12}^s/M_{12}^s$  via Equations 2.5.3 and 2.5.4. Using the unitarity of the CKM matrix we can write

$$-\frac{\Gamma_{12}^s}{M_{12}^s} = \frac{\Gamma_{12}^{s,cc}}{\tilde{M}_{12}^s} + 2 \frac{\lambda_u}{\lambda_t} \frac{\Gamma_{12}^{s,cc} - \Gamma_{12}^{s,uc}}{\tilde{M}_{12}^s} + \left(\frac{\lambda_u}{\lambda_t}\right)^2 \frac{\Gamma_{12}^{s,cc} - 2\Gamma_{12}^{s,uc} + \Gamma_{12}^{s,uu}}{\tilde{M}_{12}^s} \quad (3.2.6)$$

$$= -10^{-4} \left[ c + a \frac{\lambda_u}{\lambda_t} + b \left(\frac{\lambda_u}{\lambda_t}\right)^2 \right]. \quad (3.2.7)$$

The  $a$ ,  $b$  and  $c$  notation of Equation 3.2.7 comes from [175]. The way of writing  $\Gamma_{12}^s/M_{12}^s$  in Equations 3.2.6 and 3.2.7 can be viewed as a Taylor expansion in the small CKM parameter  $\lambda_u/\lambda_t$ , for which we get (using the input parameters of [165])

$$\begin{aligned} B_s : \frac{\lambda_u}{\lambda_t} &= (-8.05 + 18.1i) \times 10^{-3}, & \left(\frac{\lambda_u}{\lambda_t}\right)^2 &= (-2.63 - 2.91i) \times 10^{-4}. \\ B_d : \frac{\lambda_u}{\lambda_t} &= (7.55 - 405i) \times 10^{-3}, & \left(\frac{\lambda_u}{\lambda_t}\right)^2 &= (-164 - 6.11i) \times 10^{-3}. \end{aligned} \quad (3.2.8)$$

In addition to the CKM suppression a pronounced GIM cancellation arises in the coefficients  $a$  and  $b$  in Equation 3.2.7. With the input parameters described in [165] we get for the numerical values of  $a$ ,  $b$  and  $c$ :

$$\begin{aligned} B_s : c &= -48.0 \pm 8.3, & a &= 12.3 \pm 1.4, & b &= 0.79 \pm 0.12. \\ B_d : c &= -49.5 \pm 8.5, & a &= 11.7 \pm 1.3, & b &= 0.24 \pm 0.06. \end{aligned} \quad (3.2.9)$$

From this hierarchy we see that (to a very good approximation)  $\Delta\Gamma_q/\Delta M_q$  is given



Observable	$B_s$	$B_d$
$\frac{\Delta\Gamma}{\Delta M}$	$48.1(1 + 3.95\delta) \times 10^{-4}$	$49.5(1 + 3.76\delta) \times 10^{-4}$
$\Delta\Gamma$	$0.0880(1 + 3.95\delta)\text{ps}^{-1}$	$2.61(1 + 3.76\delta) \times 10^{-3} \text{ps}^{-1}$
$a_{\text{sl}}$	$2.225(1 - 22.3\delta) \times 10^{-5}$	$-4.74(1 - 24.5\delta) \times 10^{-4}$

Table 3.3: Dependence on  $\delta$  of the mixing observables. The expressions for  $\Delta\Gamma_q$  were obtained by simply multiplying the theory ratio  $\Delta\Gamma_q/\Delta M_q$  with the theoretical values of the mass difference, as given in Table 3.2.

by  $-c \times 10^{-4}$  and  $a_{\text{sl}}^q$  by  $\text{Im}(\lambda_u/\lambda_t) \times a \times 10^{-4}$ .

We now introduce our simple phenomenological model for duality violation. As such effects are expected to be inversely proportional to the phase space of a decay, as we observed in Section 3.2, we write to a first approximation:<sup>1</sup>

$$\Gamma_{12}^{s,cc} \rightarrow \Gamma_{12}^{s,cc}(1 + 4\delta), \quad (3.2.10)$$

$$\Gamma_{12}^{s,uc} \rightarrow \Gamma_{12}^{s,uc}(1 + \delta), \quad (3.2.11)$$

$$\Gamma_{12}^{s,uu} \rightarrow \Gamma_{12}^{s,uu}(1 + 0\delta). \quad (3.2.12)$$

It is already obvious at this stage that such a model will soften the GIM cancellations in the ratio  $\Gamma_{12}^s/M_{12}^s$  – we get

$$\frac{\Gamma_{12}^s}{M_{12}^s} = 10^{-4} \left[ c(1 + 4\delta) + \frac{\lambda_u}{\lambda_t} (a + \delta(6c + a)) + \frac{\lambda_u^2}{\lambda_t^2} (b + \delta(2c + a)) \right]. \quad (3.2.13)$$

From our earlier observations we expect  $\Delta\Gamma_s/\Delta M_s \approx -c(1 + 4\delta) \times 10^{-4}$ , but more interestingly the semi-leptonic CP asymmetries will be approximately given by  $a_{\text{sl}}^s \approx \text{Im}(\lambda_u/\lambda_t) [a + \delta(6c + a)] \times 10^{-4}$  – the duality violating coefficient  $\delta$  is GIM *enhanced* by  $(6c + a)$  compared to the leading term  $a$ . As such, an agreement between experiment and theory for the semileptonic CP asymmetries could provide very strong constraints on duality violation. Using the values of  $a$ ,  $b$  and  $c$  from Equation 3.2.9 and the CKM elements from Equation 3.2.8, we get the dependence on the duality violating parameter  $\delta$  of the mixing observables that is shown in Table 3.3. As expected we find that the duality violating parameter  $\delta$  has a decent leverage on  $\Delta\Gamma_q$  and a sizeable one on  $a_{\text{sl}}^q$ .

Comparing experiment and theory for the ratio of the decay rate difference  $\Delta\Gamma_s$  and the mass difference  $\Delta M_s$  we found in Equation 3.2.4 an agreement with a deviation of at most 22%. Thus the duality violation – i.e. the factor  $1 + 3.95\delta$  in Table 3.3 –

<sup>1</sup>Similar models have been used in [212–214] for penguin insertions with a  $c\bar{c}$ -loop.

has to be smaller than this uncertainty:

$$1 + 3.95\delta \leq 0.96 \pm 0.22 \Rightarrow \delta \in [-0.066, 0.046], \quad (3.2.14)$$

Equivalently this bound tells us that the duality violation in the cc-channel is at most +18.2%, or -26.3% if the effect turns out to be negative. If experiment and theory would also agree to within 22% for the semileptonic asymmetry  $a_{\text{sl}}^s$ , then we could shrink the bound to  $\delta$  down to 0.01, but for the moment experiment is still far away from the SM prediction (see Table 3.2). However, we can turn around the argument: even in the most pessimistic scenario – i.e. having a duality violation that lifts GIM suppression – the theory prediction of  $a_{\text{sl}}^s$  can at most be in the range

$$a_{\text{sl}}^s \in [-0.06, 5.50] \times 10^{-5}. \quad (3.2.15)$$

In the  $B_d$  system, making a similar comparison of experiment and theory for  $\Delta\Gamma/\Delta M$  turns out to be tricky, since  $\Delta\Gamma_d$  is not yet measured. Because of this large uncertainty in the current experimental bound on  $\Delta\Gamma_d$ , we would get artificially large bounds on  $\delta$ . If we look at the structure of the loop contributions necessary to calculate  $\Gamma_{12}^d$  and  $\Gamma_{12}^s$ , we find very similar  $c\bar{c}$ -,  $u\bar{c}$ -,  $c\bar{u}$ - and  $u\bar{u}$ -contributions. Our duality violation model is based on the phase space differences of decays like  $B_s \rightarrow D_s D_s$  ( $c\bar{c}$ ),  $B_s \rightarrow D_s K$  ( $u\bar{c}$ ), ( $c\bar{u}$ ) and  $B_s \rightarrow \pi K$  ( $u\bar{u}$ ), which are very pronounced. On the other hand we find that the phase space differences of  $B_s$  and  $B_d$  decays are not very pronounced, i.e. the difference between e.g.  $B_s \rightarrow D_s D_s$  vs.  $B_d \rightarrow D_s D$  is small, compared to the above differences due to different internal quarks. As such, we conclude that applying the duality violation bounds from the  $B_s$  system to the  $B_d$  system is a good approximation. With the  $B_s$  bound we find that the theory prediction of  $a_{\text{sl}}^d$  and  $\Delta\Gamma_d$  can be altered due to duality violations to at most

$$a_{\text{sl}}^d \in [-12.4, -0.6] \times 10^{-4}, \quad (3.2.16)$$

$$\Delta\Gamma_d \in [1.96, 3.06] \times 10^{-3} \text{ ps}^{-1}. \quad (3.2.17)$$

These numbers can be compared to the SM values shown in Table 3.2. In principle any measurement of these observables outside the ranges in Equations 3.2.15 to 3.2.17 would be a clear indication of new physics.

Since our conclusions (new physics or unknown hadronic effects) are quite far-reaching, we try to be as conservative as possible and from now on use a likelihood ratio test to set a 95% confidence limit on our duality violating parameters. Our more conservative bound for  $\delta$  is now given by

$$\delta \in [-0.12, 0.10]. \quad (3.2.18)$$

This more conservative statistical method doubles the allowed region for  $\delta$ . Inserting these values into the predictions for  $a_{\text{sl}}^{d,s}$  and  $\Delta\Gamma_d$  we see that duality violation can give at most the following ranges for the mixing observables:

$$a_{\text{sl}}^s \in [-2.8, 8.2] \times 10^{-5}, \quad (3.2.19)$$

$$a_{\text{sl}}^d \in [-18.7, 6.9] \times 10^{-4}, \quad (3.2.20)$$

$$\Delta\Gamma_d \in [1.4, 3.6] \times 10^{-3} \text{ ps}^{-1}. \quad (3.2.21)$$

The second modification to ensure that our estimates are conservative concerns our ad-hoc ansatz in Equations 3.2.10 to 3.2.12, where we assumed that the  $cc$ -part is affected by duality violations four times as much as the  $cu$ -part and the  $uu$ -part is not affected at all; we can obtain more general results with the following modification

$$\Gamma_{12}^{s,cc} \rightarrow \Gamma_{12}^{s,cc}(1 + \delta^{cc}), \quad (3.2.22)$$

$$\Gamma_{12}^{s,uc} \rightarrow \Gamma_{12}^{s,uc}(1 + \delta^{uc}), \quad (3.2.23)$$

$$\Gamma_{12}^{s,uu} \rightarrow \Gamma_{12}^{s,uu}(1 + \delta^{uu}), \quad (3.2.24)$$

with  $\delta^{cc} \geq \delta^{uc} \geq \delta^{uu}$  and the requirement that all  $\delta$ s must have the same sign. Now we get for the observables

$$\frac{\Delta\Gamma_s}{\Delta M_s} = 48.1(1 + 0.982\delta^{cc} + 0.0187\delta^{uc} - 0.000326\delta^{uu}) \times 10^{-4}, \quad (3.2.25)$$

$$\Delta\Gamma_d = 26.1(1 + 0.852\delta^{cc} + 0.350\delta^{uc} - 0.202\delta^{uu}) \times 10^{-4} \text{ ps}^{-1}, \quad (3.2.26)$$

$$a_{\text{sl}}^s = 2.225(1 - 7.75\delta^{cc} + 8.67\delta^{uc} + 0.0780\delta^{uu}) \times 10^{-5}, \quad (3.2.27)$$

$$a_{\text{sl}}^d = -4.74(1 - 8.52\delta^{cc} + 9.60\delta^{uc} - 0.0787\delta^{uu}) \times 10^{-4}. \quad (3.2.28)$$

In the case of  $\Delta\Gamma_s/\Delta M_s$ , which will be used to determine the size of the duality violating  $\delta$ s, the coefficients of the  $uu$  component are suppressed by more than three orders of magnitude compared to the rest and therefore neglected. For the semileptonic CP asymmetries the  $uu$  duality violating component is about two orders of magnitude lower than the rest, and again we neglect the  $uu$  component in the following. This might lead to an uncertainty of about 20% in the duality bounds for  $\Delta\Gamma_d$ , which we will keep in mind.

Considering only  $\delta^{cc}$  and  $\delta^{uc}$  we get with the likelihood ratio test the bounds depicted in Figure 3.2. In the figure we see that a duality violation of no more than 60% is allowed in either  $\Gamma_{cc}^s$  or in  $\Gamma_{uc}^s$ . We also see that it is in principle possible to see duality violation in  $\Delta\Gamma_s$  but not in  $a_{\text{sl}}^s$  and vice versa. Moreover we find from the functional form of  $a_{\text{sl}}^s$ , that this quantity achieves a maximum (minimum) when  $\delta^{uc} = 0$  and  $\delta^{cc} < 0$  ( $> 0$ ). Our generalised parameterisation of duality violation

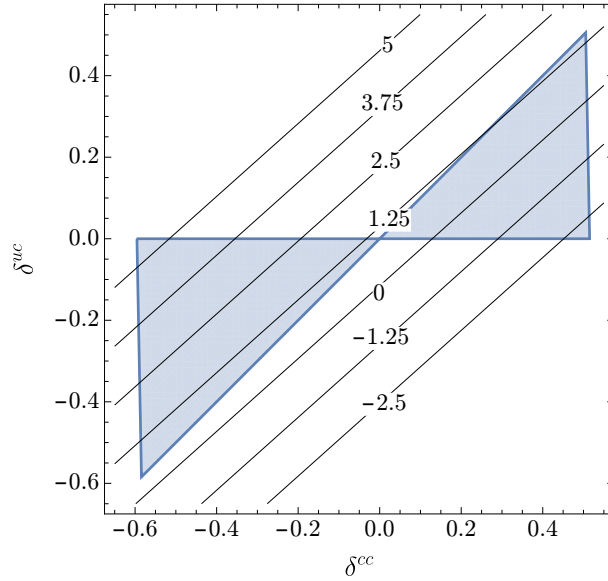


Figure 3.2: 95% confidence limits on  $\delta^{cc}$  and  $\delta^{uc}$  for the  $B_s$  system from a comparison of the experimentally allowed region of  $\Delta\Gamma_s/\Delta M_s$  with the theory expression in Equation 3.2.25. The allowed regions for the  $\delta$ s are shaded blue. A deviation of the  $\delta$ s from zero will also affect the theory prediction of  $a_{\text{sl}}^s$  in Equation 3.2.27. The modification factors of  $a_{\text{sl}}^s/a_{\text{sl}}^{s,\text{SM}}$  are denoted by the black lines.

gives now the most conservative bounds on the mixing observables

$$a_{\text{sl}}^s \in [-6.7, 12.5] \times 10^{-5}, \quad (3.2.29)$$

$$a_{\text{sl}}^d \in [-29, 16] \times 10^{-4}, \quad (3.2.30)$$

$$\Delta\Gamma_d \in [0.7, 4.2] \times 10^{-3} \text{ ps}^{-1}. \quad (3.2.31)$$

The duality bound on  $a_{\text{sl}}^d$  overlaps largely with the current experimental bound on this observable – in this case a future improvement in the measurement of  $a_{\text{sl}}^d$  will give an additional bound on duality violation.

We are now in a position to make a strong statement: any measurement outside this range is very unlikely to be due to duality violation, and so must be considered as a strong signal for new physics.

Since the ranges in Equations 3.2.29 to 3.2.31 are considerably larger than the uncertainties of the corresponding SM prediction given in Table 3.2, we now discuss the question of how to further shrink our bounds on duality violation. Currently the bound comes entirely from  $\Delta\Gamma_s/\Delta M_s$ , where the combined experimental and theoretical uncertainty comes to 22%. Any improvement on this uncertainty will shrink the allowed regions on  $\delta$ . In Section 3.3 we will discuss a more aggressive

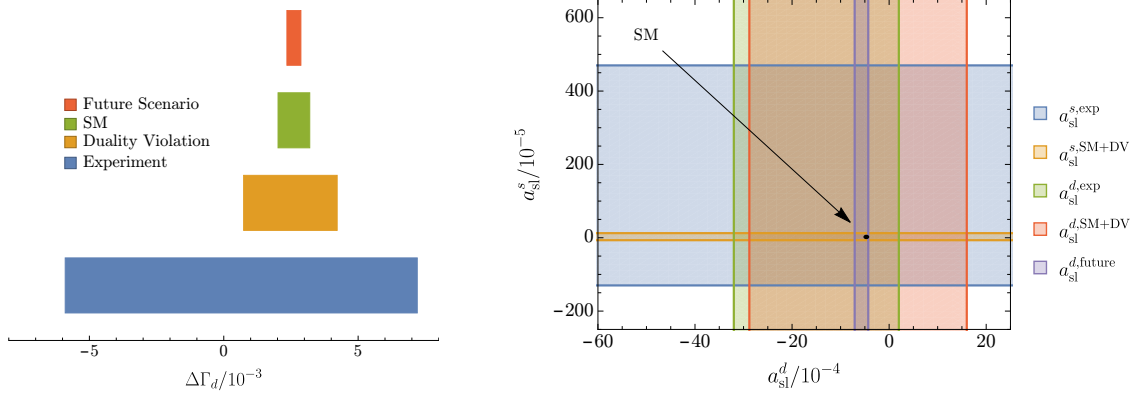


Figure 3.3: On the left, a comparison of SM prediction (green), SM + duality violation (yellow), SM + duality violation in future (red) and current experimental (blue) bound for  $\Delta\Gamma_d$ . On the right, the experimental bounds on  $a_{\text{sl}}^s$  (green) and  $a_{\text{sl}}^d$  (blue) are shown in comparison to their theory values. The uncertainties of the SM predictions are too small to be resolved, the regions allowed by duality violation are shown in yellow ( $a_{\text{sl}}^s$ ) and red ( $a_{\text{sl}}^d$ ). Any measurement outside these duality allowed theory regions will be a clear indication for new physics. For  $a_{\text{sl}}^d$  the duality allowed region (red) has a pronounced overlap with the experimental one, while in the future this region could be shrink to the dark blue region. The theory uncertainties for the future duality region of  $a_{\text{sl}}^s$  are so small, that they cannot be resolved in the plot.

estimate of the theory predictions for the mixing observable, indicating that a theory uncertainty of about 10% or even 5% in  $\Delta\Gamma_s/\Delta M_s$  might come into sight. Also including possible improvements in experiment, this indicates a region for  $\delta$  could be found that is considerably smaller than the ones given in Equations 3.2.29 to 3.2.31. The current (and a possible future) situation is summarised in Figure 3.3. On the left  $\Delta\Gamma_d$  is investigated. The current experimental bound is given by the blue region, which can be compared to the SM prediction (green). As we have seen above, because of still sizeable uncertainties in  $\Delta\Gamma_s$  duality violation of up to 60% cannot currently be excluded – this leads to an extended region (yellow) for the SM prediction including the effects of duality violation. If in future  $\Delta\Gamma_s$  were known with a precision of about 5% in both theory and experiment, then the yellow region will shrink to the red one – obviously in this scenario the intrinsic precision of the SM value will be reduced. In other words: currently any measurement of  $\Delta\Gamma_d$  outside the yellow region will be a clear signal of new physics, in the future any measurement outside the red region will be a signal of new physics. The same logic is applied for the right of Figure 3.3, where  $a_{\text{sl}}^d$  and  $a_{\text{sl}}^s$  are investigated simultaneously. For

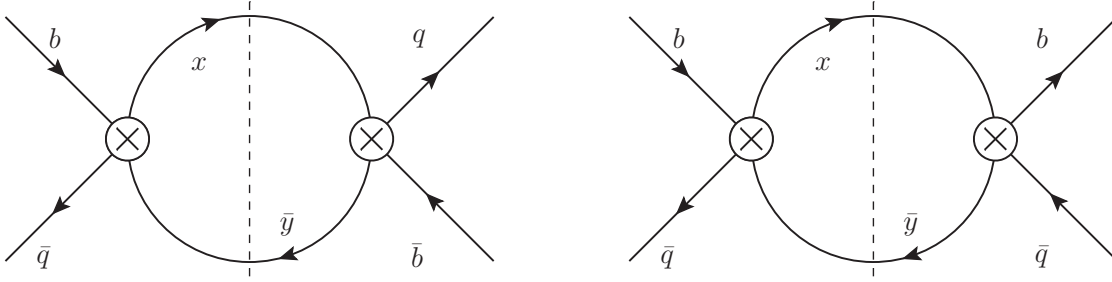


Figure 3.4: Diagrams contributing to the  $\Gamma_{12}^q$  (left) and diagrams contributing to the lifetime of a  $B_q$  meson (right).

$a_{\text{sl}}^s$  still any measurement outside the bounds in Equation 3.2.29 would be a clear indication of new physics. This bound is denoted in Figure 3.3 by the tiny yellow region. For  $a_{\text{sl}}^d$  the current experimental region is given by the green area, which is slightly smaller than the red region, which is indicating the theory prediction including duality violation. Future improvement in experiment and theory for  $\Delta\Gamma_s$  will reduce the red region to the purple one and then any measurement outside the dark blue region will be a clear signal of new physics.

Following this discussion, we now turn to the question of if there are more observables that will be affected by the duality violations. An obvious candidate is the lifetime ratio  $\tau(B_s)/\tau(B_d)$ , where the dominant diagrams are very similar to the mixing ones, and this observable will be studied further in Section 3.2.2.

### 3.2.2 Duality bounds from lifetime ratios

Very similar diagrams to the ones in  $\Gamma_{12}^q$  arise in the lifetime ratio  $\tau(B_s)/\tau(B_d)$ , as we see from Figure 3.4. The obvious difference between the two diagrams is the trivial exchange of  $b$  and  $q$  lines at the right end of the diagrams. A more subtle and more important difference lies in the possible intermediate states, which comes from cutting the diagrams down the middle. In the case of lifetimes all possible intermediate states that can originate from a  $x\bar{y}$  quark pair can appear, while in the case of mixing, we have only the subset of all intermediate states into which both  $B_q$  and  $\bar{B}_q$  can decay. Because of the larger set of intermediate states, one would expect that duality works better in the lifetimes than in mixing. Independent of this observation, our initial argument that the phase space for intermediate  $c\bar{c}$ -states is smaller than the one for intermediate  $u\bar{c}$ -states, which is again smaller than the  $u\bar{u}$ -case, still holds. Hence we assume that the  $x\bar{y}$ -loop for the lifetime ratio, has the same duality violating factor  $\delta^{xy}$  as the  $x\bar{y}$ -loop for  $\Gamma_{12}^q$ . It turns out that the largest weak annihilation contribution to the  $B_s$  lifetime is given by a  $cc$ -loop, while for the  $B_d$  lifetime a  $uc$ -loop is dominating. This tells us that duality will not drop out in

the lifetime ratio, because the dominating contributions for  $B_s$  and  $B_d$  are affected differently. Using our previously described model and modifying the  $cc$ -loop with a factor  $1 + 4\delta$  and the  $uc$ -loop with a factor  $1 + \delta$ , we get with the expressions in [141, 195, 196, 215]

$$\frac{\tau(B_s)}{\tau(B_d)} = 1.00050 \pm 0.00108 - 0.0225 \delta. \quad (3.2.32)$$

A detailed estimate of the theoretical error is given in Table D.1, since the previous SM prediction from [141] had an error twice as large. Unfortunately the SM prediction relies strongly on lattice calculations that are 17 years old [216], and the only update since then is our work in Chapter 6 (a more detailed discussion of the status of lifetime predictions can be found in [141]). Despite this, we find that the duality violating factor  $\delta$  can have a large impact on the final result; a value of  $\delta = 0.1$  would give corrections of the same size as the SM uncertainty.

Our theory prediction can be compared to the current experimental value for the lifetime ratio [210]

$$\frac{\tau(B_s)}{\tau(B_d)} = 0.990 \pm 0.004. \quad (3.2.33)$$

If the deviation between theory and experiment is attributed to duality violation, then we get an allowed range for  $\delta$  of

$$\delta \in [0.13, 0.80]. \quad (3.2.34)$$

There is currently a discrepancy of about  $2.5\sigma$  between experiment (Equation 3.2.33) and theory (Equation 3.2.32) and this difference could stem from new physics or a sizeable duality violation of  $\delta \approx 0.5$  in lifetimes. Of course it is also worth bearing in mind the historical evolution of the experimental values, as seen in Figure 3.1, when considering this deviation. The allowed region of the duality violating parameter  $\delta$  can be read off Figure 3.5, where the current experimental bound from Equation 3.2.33 is given by the blue region and theory prediction including hypothetical duality violation by the red region. Since  $2.5\sigma$  is not enough to justify profound statements, we consider next future scenarios where the experimental uncertainty of the lifetime ratio will be reduced to 0.1%.

- Scenario I: the central value will stay at the current slight deviation from one:

$$\frac{\tau(B_s)}{\tau(B_d)}^{\text{Scenario I}} = 0.990 \pm 0.001. \quad (3.2.35)$$

This scenario corresponds to a clear sign of duality violation or new physics in

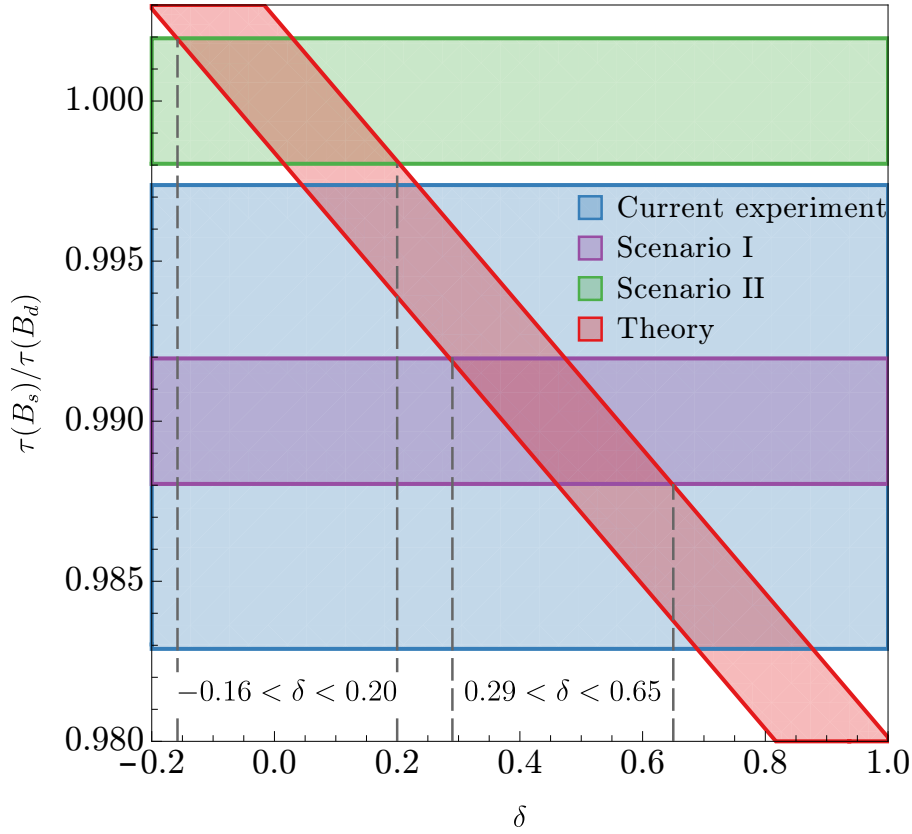


Figure 3.5: Duality bounds extracted from the lifetime ratio  $\tau(B_s)/\tau(B_d)$ . The red band shows the theoretical expected value, with the  $\delta$  dependence given in Equation 3.2.32. The current experimental bound is given by the blue region and the overlap of both gives the current allowed region  $\delta$ , indicated in Equation 3.2.34. The future scenarios are indicated by the purple band (Scenario I) and the green band (Scenario II). Again the overlap of the future scenarios with the theory prediction gives future allowed regions for  $\delta$  – in this figure the naive overlap of both regions is shown, this corresponds to a linear addition of uncertainties and leads thus to slightly bigger ranges of  $\delta$  compared to the main text (Equations 3.2.36 and 3.2.38).



the lifetime ratio. Assuming the first one, we get a range of  $\delta$  of

$$\delta \in [0.34, 0.60]. \quad (3.2.36)$$

Thus the lifetime ratio requires large values of  $\delta$ . Our final conclusions depend now on the future developments of  $\Delta\Gamma_s$ . Currently  $\Delta\Gamma_s$  requires small values of  $\delta$ , which is in contrast to scenario I. Thus we have to assume additional new physics effects – either in mixing or in lifetimes – that might solve the discrepancy. Alternatively, if in the future the theory value of  $\Delta\Gamma_s$  goes up or the experimental value goes down, then mixing might also require a big value of  $\delta$  and we then would have duality violation as a simple solution for explaining discrepancies in both lifetimes and  $B_s$  mixing.

- Scenario II: the central value will go up to the SM expectation:

$$\frac{\tau(B_s)}{\tau(B_d)}^{\text{Scenario II}} = 1.000 \pm 0.001, \quad (3.2.37)$$

In that case we will find only a small allowed region for  $\delta$  around zero

$$\delta \in [-0.11, 0.15]. \quad (3.2.38)$$

The above region is, however, still larger than the one obtained from  $\Delta\Gamma_s$ . New lattice determinations of lifetime matrix elements might change this picture and in the end the lifetime ratio might also lead to slightly stronger duality violating bounds than  $\Delta\Gamma_s$ . Again our final conclusion depends on future developments related to  $\Delta\Gamma_s$ . If both experiment and theory for mixing stay at their current central values, we simply get very strong bounds on  $\delta$ . If theory or experiment will change in future, when we could have indications for deviations in mixing, which have to be compared to the agreement of experiment and theory for lifetimes in Scenario II.

In Section 3.3 we will discuss a possible future development of future theory predictions for mixing observables.

Before we proceed let us make a comment about our duality model. In principle we also could generalise our duality ansatz in the same way as we did for  $\Gamma_{12}$ . This would leave to the following expression

$$\frac{\tau(B_s)}{\tau(B_d)} = 1 + 0.0005(1 - 13.4\delta^{cc} + 8.92\delta^{uc}) \quad (3.2.39)$$

Here we see a pronounced cancellation of the  $cc$  and the  $uc$  contribution, if we allow  $\delta^{cc}$  to be close in size to  $\delta^{uc}$ . This is not what we expect from our phase space

estimates for duality violation, and would allow an unphysically large upper limit on duality violation, and so we use for the lifetime ratio only our simple model and the corresponding result given in Equation 3.2.32.

### 3.3 Numerical Updates of Standard Model Predictions

We have already pointed out that more precise values of  $\Delta\Gamma_s$  are needed to derive more stringent bounds on duality violation in the  $B$  system. Very recently the Fermilab MILC collaboration presented a comprehensive study of the non-perturbative parameters that enter  $B$  mixing [217].<sup>1</sup> A brief summary of their results reads:

- Improved numerical values for the matrix elements of the operators  $\mathcal{O}_{1-5}$  and  $R_0$  that are necessary for  $\Delta\Gamma_q$  and  $\Delta M_q$ .<sup>2</sup> With these results, we have numerical values for all operators that arise up to dimension seven in the HQE, except  $\langle R_2 \rangle$  and  $\langle R_3 \rangle$  which are still unknown and can only be estimated by assuming the vacuum saturation approximation.
- The numerical values of  $f_{B_q}^2 B$  are larger than in most previous lattice calculations.
- We have a very strong confirmation of the vacuum saturation approximation, since all their bag parameters turn out to be in the range 0.8–1.2.

Based on these new results we perform a more aggressive numerical analysis of the SM predictions, where we try to push the current theory uncertainties to the limits. (These results also form part of the basis of our work in Chapter 7.) In particular we will modify the predictions in [165] by doing the following:

1. We use the most recent (at time of writing) values of the CKM parameter from CKMfitter [219].
2. We take the new Fermilab MILC results for the bag parameters of  $\langle \mathcal{O}_1 \rangle$ ,  $\langle \mathcal{O}_3 \rangle$ ,  $\langle \mathcal{O}_4 \rangle$ ,  $\langle \mathcal{O}_5 \rangle$  and  $\langle R_0 \rangle$ . (Note that they quote values for the bag parameters of the operators  $R_1, \tilde{R}_1$  which are proportional to those for  $\mathcal{O}_4, \mathcal{O}_5$ , and it is these we use these in our calculation.) We do not try to average with other lattice results, e.g. the values given by FLAG [220].

---

<sup>1</sup>A numerical analysis with these new inputs was already performed in [218], but the authors put emphasis on the implications for the correlation between  $\Delta M_{s,d}$  and  $\varepsilon_K$  in models with constrained MFV and the implications for  $\Delta\Gamma_{s,d}$  were not been analysed.

<sup>2</sup> $R_0$  is a  $1/m_b$  suppressed operator which is a linear combination of  $\mathcal{O}_{1,2,3}$  [176, 207].

Observable	SM (conservative)	SM (agressive)	Experiment
$\Delta M_s / \text{ps}^{-1}$	$18.3 \pm 2.7$	$20.11 \pm 1.37$	$17.757 \pm 0.021$
$\Delta \Gamma_s / \text{ps}^{-1}$	$0.088 \pm 0.020$	$0.098 \pm 0.014$	$0.082 \pm 0.006$
$a_{\text{sl}}^s / 10^{-5}$	$2.22 \pm 0.27$	$2.27 \pm 0.25$	$170 \pm 300$
$\frac{\Delta \Gamma_s}{\Delta M_s} / 10^{-4}$	$48.1(1 \pm 0.173)$	$48.8(1 \pm 0.125)$	$46.2(1 \pm 0.073)$
$\Delta M_d / \text{ps}^{-1}$	$0.528 \pm 0.078$	$0.606 \pm 0.056$	$0.5055 \pm 0.0020$
$\Delta \Gamma_d / 10^{-3} \text{ps}^{-1}$	$2.61 \pm 0.59$	$2.99 \pm 0.52$	$0.66 \pm 6.60$
$a_{\text{sl}}^d / 10^{-4}$	$-4.7 \pm 0.6$	$-4.90 \pm 0.54$	$-15 \pm 17$
$\frac{\Delta \Gamma_d}{\Delta M_d} / 10^{-4}$	$49.4(1 \pm 0.172)$	$49.3(1 \pm 0.149)$	$13(1 \pm 10)$

Table 3.4: New predictions for mixing observables with “aggressive” input choices, with a comparison to the usual SM predictions and experimental measurements.

- We assume the vacuum saturation approximation for  $R_2$  and  $R_3$  with a small uncertainty of  $B = 1 \pm 0.2$ . We note that this is the most aggressive change as no calculation of these bag parameters has yet been done.
- We use results derived from equations of motion  $\tilde{B}_{R_3} = 7/5B_{R_3} - 2/5B_{R_2}$  and  $\tilde{B}_{R_2} = -B_{R_2}$  [176].

All our inputs are listed in Table D.2. We first note a few things: that the overall normalisation due to  $f_{B_q}^2 B$  seems to be considerably enhanced now, so we expect enhancements in  $\Delta M_q$  and  $\Delta \Gamma_q$  individually (but that will cancel in the ratio); that the uncertainty in the bag parameter ratio  $B_3/B_1$  is larger than e.g. in [165]; and that the dominant uncertainty due to  $R_2$  and  $R_3$  will now be dramatically reduced. Putting everything together, we show in Table 3.4 our updated predictions with the new parameters for the two neutral  $B$  systems, which are compared with the more conservative theory predictions [165] and the experimental values from HFLAV [210] which were already given in Table 3.2.

The new theory values for  $\Delta M_q$  and  $\Delta \Gamma_q$  are larger than the ones presented in [165] and they are further from experiment. For the ratios  $\Delta \Gamma_q/\Delta M_q$  and  $a_{\text{sl}}^q$  the central values are only slightly enhanced. The overall error shrinks by about a factor of two for  $\Delta M_s$  and also sizeably for  $\Delta M_d$ ,  $\Delta \Gamma_q$  and the ratios  $\Delta \Gamma_q/\Delta M_q$ . For the semileptonic asymmetries the effect is less pronounced. A detailed breakdown of the errors is given in Tables D.3 to D.10.

It is now interesting to consider the ratios of the new SM predictions normalised to the experimental numbers.

$$\frac{\Delta M_s^{\text{exp}}}{\Delta M_s^{\text{SM (agr.)}}} = 0.88(1 \pm 0.060(\text{theory}) \pm 0.001(\text{exp})) \quad (3.3.1)$$

$$= 0.88(1 \pm 0.06), \quad (3.3.2)$$

$$\frac{\Delta\Gamma_s^{\text{exp}}}{\Delta\Gamma_s^{\text{SM (agr.)}}} = 0.836(1 \pm 0.12(\text{theory}) \pm 0.06(\text{exp})) \quad (3.3.3)$$

$$= 0.84(1 \pm 0.13), \quad (3.3.4)$$

$$\frac{\left(\frac{\Delta\Gamma_s}{\Delta M_s}\right)^{\text{exp}}}{\left(\frac{\Delta\Gamma_s}{\Delta M_s}\right)^{\text{SM (agr.)}}} = 0.947(1 \pm 0.12(\text{theory}) \pm 0.07(\text{exp})) \quad (3.3.5)$$

$$= 0.95(1 \pm 0.14), \quad (3.3.6)$$

$$\frac{\Delta M_d^{\text{exp}}}{\Delta M_d^{\text{SM (agr.)}}} = 0.83(1 \pm 0.08(\text{theory}) \pm 0.003(\text{exp})) \quad (3.3.7)$$

$$= 0.83(1 \pm 0.08). \quad (3.3.8)$$

Here one clearly sees the enhancements of the mass differences, which are up to 20% or more than two standard deviations above the experimental value. The decay rate difference  $\Delta\Gamma_s$  is also enhanced by about 20% above the measured value; due to larger uncertainties, this is statistically less significant. The dominant source for this enhancement is the new value of  $\langle\mathcal{O}_1\rangle$ . The ratio  $\Delta\Gamma_s/\Delta M_s$  is slightly lower than before, but still consistent with the corresponding experimental number.

Taking the deviations above seriously, we can think about several possible interpretations:

1. Since duality violations do not affect  $\Delta M$ , they alone cannot explain the deviations. Statistical fluctuations in the experimental results of the order of three standard deviations might explain the deviation in  $\Delta\Gamma_s$ , while the deviation in  $\Delta M_s$  cannot be explained by a fluctuation in the experiment.
2. The lattice normalisation for  $f_B^2 B$  is simply too high, future investigations will bring down the value and there is no NP in mixing. Currently there is no reason to favour this possibility, but we try to leave no stone unturned. Since  $f_B^2 B$  cancels in the ratio of mass and decay rate difference, we can use the new values to give the most precise SM prediction of  $\Delta\Gamma_s$  via

$$\frac{\Delta\Gamma_s}{\Delta M_s} \cdot 17.757 \text{ ps}^{-1} (\equiv \Delta M_s^{\text{exp}}) = (0.087 \pm 0.010) \text{ ps}^{-1}. \quad (3.3.9)$$

Now the theory error is very close to the experimental one and it would be desirable to have more precise values in both theory and experiment. In that case we also get an indication of the short-term perspectives for duality violating bounds. The above numbers indicate an uncertainty of  $\pm 0.145$  for the ratio  $\Delta\Gamma_s/\Delta M_s$ , which corresponds (if we had perfect agreement of experiment and theory) to a bound on  $\delta$  of  $\pm 0.037$ . This would already be a considerable

improvement compared to the current situation.

3. Finally the slight deviation might be a first hint for NP effects.
  - (a) To explain the deviation in the decay rate difference we need new physics effects in tree-level decays, while the deviation in  $M_{12}$  could be solved by new physics effects in loop contributions.
  - (b) In principle there is also the possibility of new tree-level effects that modify both  $\Delta\Gamma_s$  and  $\Delta M_s$ , but which cancels in the ratio. ( $\Delta M_s$  is affected by a double insertion of the new tree-level operators.) Following the strategy described in e.g. [221], we found, however, that the possible effects on the mass difference are much too small.
  - (c) Finally there is also the possibility of a duality violation of about 20% in  $\Delta\Gamma_s$ , while the deviation in  $\Delta M_s$  is due to new physics at loop level. This possibility can be tested in the future by more precise investigations of the lifetime ratio  $\tau(B_s)/\tau(B_d)$ .

In order to draw any definite conclusions about these interesting possibilities, we need improvements in several sectors: from experiment we need more precise values for  $\Delta\Gamma_s$  and  $\tau(B_s)/\tau(B_d)$ , as well as a first measurement of  $\Delta\Gamma_d$  which would also be very helpful. A measurement of the semileptonic asymmetries outside the duality-allowed regions would already be a clear manifestation of new physics in the mixing system. From the theory side we need (in ranked order):

1. A first principle determination of the dimension-seven operators  $B_{R_{2,3}}$  and the corresponding colour-rearranged ones.
2. Independent non-perturbative determinations (lattice, sum rules) of the matrix elements  $\langle\mathcal{O}_1\rangle$ ,  $\langle\mathcal{O}_2\rangle$ ,  $\langle\mathcal{O}_3\rangle$ ,  $\langle\mathcal{O}_4\rangle$ ,  $\langle\mathcal{O}_5\rangle$  and  $\langle R_0\rangle$ . We provide a sum rule determination of all these operators except  $R_0$  in Chapter 6.
3. NNLO QCD calculations for the perturbative part of  $\Gamma_{12}$ . First steps in this direction have been done in [222].
4. An updated result for the dimension-six operators for meson lifetimes. We use sum rules to calculate these in Chapter 6, but a lattice calculation would still be desirable.

These improvements seem possible in the next few years and they might lead to a reduction of the theory error as low as 5% (see Chapter 7 where we achieve a precision of around 6% in  $\Delta M_s$ ) and thus might be the path to a detection of new physics effects in meson mixing.

### 3.4 $D$ mixing

Mixing in  $D$  mesons is by now experimentally well established and the values of the mixing parameters are quite well measured [223]:

$$x = (0.37 \pm 0.16) \times 10^{-2}, \quad (3.4.1)$$

$$y = (0.66_{-0.10}^{+0.07}) \times 10^{-2}. \quad (3.4.2)$$

Using  $\tau(D^0) = 0.4101$  ps [224], this can be translated into

$$\Delta M_D = \frac{x}{\tau(D^0)} = 0.0090 \text{ ps}^{-1}, \quad (3.4.3)$$

$$\Delta \Gamma_D = 2 \frac{y}{\tau(D^0)} = 0.032 \text{ ps}^{-1}. \quad (3.4.4)$$

When trying to compare these numbers with theory predictions, we face the problem that it is not obvious if our theory tools also work in the  $D$  system (see also the discussion in Section 2.2). The mixing quantities have been estimated via both inclusive and exclusive approaches. Inclusive HQE calculations work very well in the  $B$  system, but their naive application to the  $D$  system gives results that are several orders of magnitude lower than the experimental result [225, 226]. The exclusive approach is mostly based on phase space and  $SU(3)_F$ -symmetry arguments, see for example [227, 228]. Within this approach values for  $x$  and  $y$  of the order of 1% can be obtained. So while it is not a real first principles approach, this method seems to be our best currently available tool to describe  $D$  mixing. Given this status, it seems we are left with some of the following options:

- The HQE is simply not valid in the charm system. This obvious solution might however, be challenged by the fact that the tiny theoretical  $D$  mixing result is solely caused by an extremely effective GIM cancellation [36] (see e.g. the discussion in [229]), and not by the smallness of the first terms of the HQE expansion. A breakdown of the HQE in the charm system could best be tested by investigating the lifetime ratio of  $D$  mesons. From the theory side, the NLO QCD corrections for the lifetime ratio have been determined in [230] and it seems that the experimental measured values can be reproduced. To draw a definite conclusion about the agreement of experiment and theory for lifetimes and thus about the convergence of the HQE in the charm system, lattice evaluations of the unknown charm lifetime matrix elements are urgently needed. We make an initial calculation of these matrix elements in Chapter 6 using sum rules and at first sight it seems that the HQE is working.
- Bigi and Uraltsev pointed out in 2000 [231] that the extreme GIM cancellation

in *D* mixing might be lifted by higher terms in HQE. There are indications for such an effect (see [229, 232]) but it is not yet clear whether the effect is large enough to explain the experimental mixing values. To make further progress in that direction we need the perturbative calculation of the higher order terms of the OPE and an idea of how to estimate the matrix elements of the operators that arise.

- The deviation of theory and experiment could of course also be due to new physics effects. Bounds on new physics models have been studied in e.g. [233], where they determined the NP contribution to *D* mixing, while more or less neglecting the SM contributions.

In this work we will investigate the related question of whether relatively small duality violating effects in inclusive charm decays could explain the deviation between experiment and the inclusive approach. We consider the decay rate difference  $\Delta\Gamma_D$  for this task. According to the relation

$$\Delta\Gamma_D \leq 2|\Gamma_{12}|, \quad (3.4.5)$$

(see Appendix D.2 for a derivation) we will only study  $|\Gamma_{12}|$  and test whether it can be enhanced close to the experimental value of the decay rate difference. This is of course a necessary, but not sufficient condition for an agreement of experiment and theory. A complete answer would also require a calculation of  $M_{12}$ , which is beyond the scope of this work.

$\Gamma_{12}$  consists again of three CKM contributions

$$\Gamma_{12} = - \left( \lambda_s^2 \Gamma_{12}^{ss} + 2\lambda_s \lambda_d \Gamma_{12}^{sd} + \lambda_d^2 \Gamma_{12}^{dd} \right), \quad (3.4.6)$$

with the CKM elements  $\lambda_d = V_{cd}V_{ud}^*$  and  $\lambda_s = V_{cs}V_{us}^*$ . Using as before the unitarity of the CKM matrix ( $\lambda_d + \lambda_s + \lambda_b = 0$ ) we get

$$\Gamma_{12} = -\lambda_s^2 \left( \Gamma_{12}^{ss} - 2\Gamma_{12}^{sd} + \Gamma_{12}^{dd} \right) + 2\lambda_s \lambda_b \left( \Gamma_{12}^{sd} - \Gamma_{12}^{dd} \right) - \lambda_b^2 \Gamma_{12}^{dd}. \quad (3.4.7)$$

The CKM-factor have now a very pronounced hierarchy, they read

$$\lambda_s^2 = (4.82 - 0.0003i) \times 10^{-2}, \quad (3.4.8)$$

$$2\lambda_s \lambda_b = (2.50 + 5.91i) \times 10^{-5}, \quad (3.4.9)$$

$$\lambda_b^2 = (-1.49 + 1.53i) \times 10^{-8}. \quad (3.4.10)$$

The expressions for  $\Gamma_{12}^{xy}$  can be expanded in powers of  $\bar{z}_s = (\bar{m}_s(\bar{m}_c)/\bar{m}_c(\bar{m}_c))^2 \approx 0.0092$ .

$$\Gamma_{12}^{ss} = 1.8696 - 5.5231\bar{z}_s - 13.8143\bar{z}_s^2 + \mathcal{O}(\bar{z}_s^3), \quad (3.4.11)$$

$$\Gamma_{12}^{sd} = 1.8696 - 2.7616\bar{z}_s - 7.4906\bar{z}_s^2 + \mathcal{O}(\bar{z}_s^3), \quad (3.4.12)$$

$$\Gamma_{12}^{dd} = 1.8696. \quad (3.4.13)$$

Looking at the expressions in Equation 3.4.7 we see an extreme GIM cancellation in the CKM-leading term, while the last term without any GIM cancellation is strongly CKM suppressed. We get

$$\Gamma_{12}^{ss} - 2\Gamma_{12}^{sd} + \Gamma_{12}^{dd} = 1.17\bar{z}^2 - 59.5\bar{z}^3 + \dots, \quad (3.4.14)$$

$$\Gamma_{12}^{sd} - \Gamma_{12}^{dd} = -2.76\bar{z} + \dots. \quad (3.4.15)$$

Using our simplest duality violating model

$$\Gamma_{12}^{ss} \rightarrow \Gamma_{12}^{ss}(1 + 4\delta), \quad (3.4.16)$$

$$\Gamma_{12}^{sd} \rightarrow \Gamma_{12}^{sd}(1 + \delta), \quad (3.4.17)$$

$$\Gamma_{12}^{dd} \rightarrow \Gamma_{12}^{dd}(1 + 0\delta), \quad (3.4.18)$$

we find

$$\Gamma_{12}^{ss} - 2\Gamma_{12}^{sd} + \Gamma_{12}^{dd} = 1.17\bar{z}^2 - 59.5\bar{z}^3 + \dots \quad (3.4.19)$$

$$+ \delta(3.7392 - 16.5692\bar{z} - 40.276\bar{z}^2 + \dots),$$

$$\Gamma_{12}^{sd} - \Gamma_{12}^{dd} = -2.76\bar{z} + \dots + \delta(1.8696 - 2.7616\bar{z} - 7.4906\bar{z}^2 + \dots). \quad (3.4.20)$$

Equation 3.4.20 shows that our duality violating model completely lifts the GIM cancellation and that even tiny values of  $\delta$  will lead to an overall result that is much bigger than the usual SM predictions within the inclusive approach. For our final conclusions we will use the generalised duality violating model

$$\Gamma_{12}^{ss} \rightarrow \Gamma_{12}^{ss}(1 + \delta^{ss}), \quad (3.4.21)$$

$$\Gamma_{12}^{sd} \rightarrow \Gamma_{12}^{sd}(1 + \delta^{sd}), \quad (3.4.22)$$

$$\Gamma_{12}^{dd} \rightarrow \Gamma_{12}^{dd}(1 + \delta^{dd}), \quad (3.4.23)$$

with  $\delta^{ss} \geq \delta^{sd} \geq \delta^{dd}$ . Next we test for what values of  $\delta$  the inclusive approach can reproduce the experimental results for  $\Delta\Gamma_D$ . The corresponding allowed regions for  $\delta^{ss, sd, dd}$  are given as shaded areas in Figure 3.6. As expected, very small values of  $\delta$  cannot give an agreement between HQE and experiment, however surprisingly



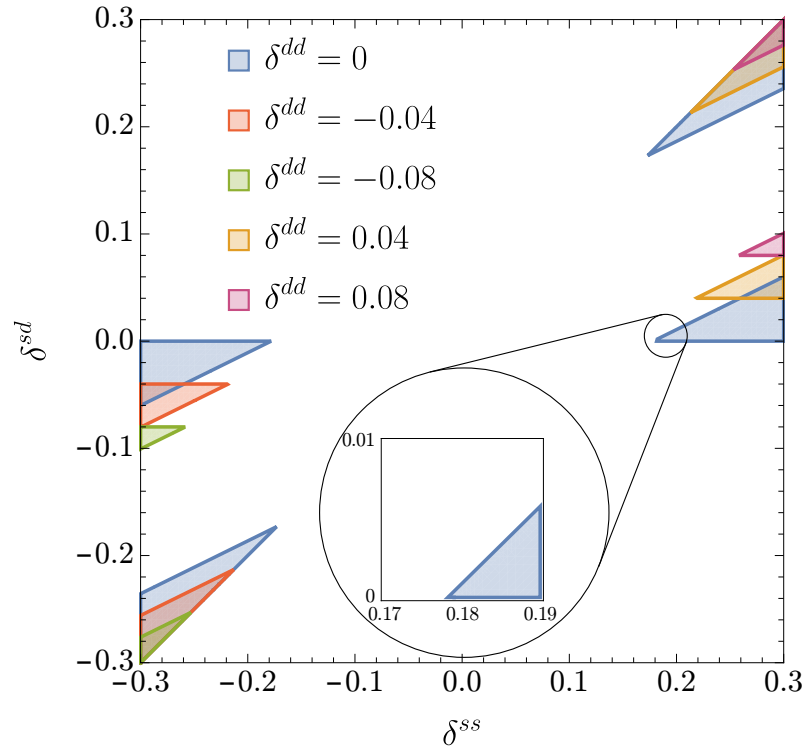


Figure 3.6: Limits on  $\delta^{ss}$ ,  $\delta^{sd}$  and  $\delta^{dd}$  for the  $D$  system from a comparison of the experimentally allowed region of  $\Delta\Gamma_D$  with the theory prediction based on the HQE. The allowed regions for the  $\delta$ s are shaded. Depending on the values of  $\delta^{dd}$ , different colours are used. As expected, for small values of  $\delta$  the experimental value of  $\Delta\Gamma_D$  can not be reproduced and thus the area in the centre is free. Starting from values of about 20% on duality violation can explain the difference between experiment and HQE. To see more precisely where the smallest possible value of  $\delta$  lies, we have zoomed into the overlap region.

values as low as  $\delta^{ss} \approx 0.18$  can explain the current difference. So a duality violation of the order of 20% in the HQE for the charm system is sufficient to explain the huge discrepancy between a naive application of the HQE and the measured value for  $\Delta\Gamma_D$ .

### 3.5 Summary

In this chapter we have explored the possibility of duality violations in heavy meson decays. Since the direct measurement of  $\Delta\Gamma_s$  in 2012 by the LHCb collaboration huge duality violating effects are excluded [206], but there is still space for duality violating effects of the order of 20%. Because of the constantly improving experimental precision in flavour physics it is crucial to consider corrections of the order of 20% and to investigate whether, and how, such a bound can be improved.

To do so, we introduced in Equations 3.2.10 to 3.2.12 a simple parameterisation of duality violating effects, that relies solely on phase space arguments: the smaller the remaining phase space is in a heavy hadron decay, the larger duality violations might be. In such a model, decay rate differences depend moderately on the duality violating parameter  $\delta$ , whereas semi-leptonic asymmetries have a strong  $\delta$  dependence, as can be seen from our results in Table 3.3. Currently we get the strongest bound on  $\delta$  from Equation 3.2.4

$$\frac{\left(\frac{\Delta\Gamma_s}{\Delta M_s}\right)^{\text{exp}}}{\left(\frac{\Delta\Gamma_s}{\Delta M_s}\right)^{\text{SM}}} = 0.96 \pm 0.22 \Rightarrow |\delta| \lesssim 0.1. \quad (3.5.1)$$

If there were agreement to a similar precision between experiment and theory for the semileptonic asymmetries then the bound on  $\delta$  would go down to  $\pm 0.01$ . Unfortunately, the semileptonic asymmetries have not yet been observed – we have only experimental bounds.

The same is true for the decay rate difference  $\Delta\Gamma_d$ , and so we used our bounds on  $\delta$  from  $\Delta\Gamma_s$  to determine the maximal possible size of  $a_{\text{sl}}^q$  and  $\Delta\Gamma_d$ , if duality is violated. These regions are compared with current experimental ranges in Figure 3.3. Any measurement outside the region allowed by duality violation is a clear signal for new physics. We also show a future scenario in which the duality violation is further constrained by more precise values of  $\Delta\Gamma_s$  both in experiment and theory.

We have shown that the duality violating parameter  $\delta$  will also affect the lifetime ratio  $\tau(B_s)/\tau(B_d)$ , where at the time of writing there was a deviation of about  $2.5\sigma$  between experiment and theory. Looking at the historical development of this ratio as depicted in Figure 3.1, one might be tempted to assume a statistical fluctuation

in the data (see also Table 2.1 as well as our new calculation in Chapter 6 and the updated experimental value quoted there). Taking that deviation seriously however, it is either a hint for new physics or for a sizeable duality violations of the order of  $\delta \sim 0.5$ , which is inconsistent with our bounds on  $\delta$  derived from  $\Delta\Gamma_s$ . Here a future reduction of the experimental error of  $\tau(B_s)/\tau(B_d)$  will give us valuable insight into the correct answer. We have studied two future scenarios in Figure 3.5, which would either point towards new physics and duality violations or stronger bounds on duality violation. It is very important to note that the theory prediction has a very strong dependence on almost unknown lattice parameters. In particular, we can see from our error budget for the lifetime ratio in Table D.1 that any new calculation of the bag parameters  $\epsilon_{1,2}$  would bring large improvements in the theory prediction for  $\tau(B_s)/\tau(B_d)$ . We make a new calculation in Chapter 6, but our overall error is worse than in this chapter, due to larger uncertainties than the old lattice results for these colour suppressed operators.

As we have mentioned several times, improvements in both experiment and theory for mixing observables and in particular for  $\Delta\Gamma_s$  would be extremely helpful in this area. Therefore we presented an update of the SM predictions for the observables  $\Delta\Gamma$ ,  $\Delta M$ , and  $a_{\text{sl}}$  in both the  $B_s$  and  $B_d$  systems, based on the recent Fermilab-MILC lattice results [217] for non-perturbative matrix elements, CKM parameters from CKMfitter [219], and an aggressive error estimate on the unknown bag parameters of dimension-seven operators. With this input the current theory error in the mixing observables could be reduced by a half for  $\Delta M_s$  or a third for  $\Delta M_d$ ,  $\Delta\Gamma_s$  and  $\Delta\Gamma_s/\Delta M_s$ . In our aggressive scenario, we get for our fundamental relation to establish the possible size of duality violation

$$\frac{\left(\frac{\Delta\Gamma_s}{\Delta M_s}\right)^{\text{exp}}}{\left(\frac{\Delta\Gamma_s}{\Delta M_s}\right)^{\text{SM (agr.)}}} = 0.95 \pm 0.14. \quad (3.5.2)$$

As expected, the overall uncertainty drops considerably, with a theory uncertainty that comes close to the experimental one – if this can be realised more precision in the experimental values of  $\Delta\Gamma_s$  would be most helpful. Along with this improvement in precision, we found in this new analysis that the central values of the mass differences and decay rate differences are enhanced to values of about 20% above the measurements with a significance of around 2 standard deviations. To find out whether this enhancement is real, we need several ingredients: 1) an independent confirmation of the larger values of the matrix element  $\langle\mathcal{O}_1\rangle$  found by [217]. (See Chapter 6 for our sum rule calculation, and Appendix H.3 for how that result combined with a sum rule decay constant result affects the mass difference central value). 2) a first principle calculation of  $\langle R_{2,3}\rangle$  – triggered by the results of [217] we

simply assumed small deviations from vacuum saturation approximation. If the new central values turn out to be correct, there will be profound implications for new physics effects and duality violation in the  $B$  system. For a further improvement of the theory uncertainties beyond what we have considered, NNLO QCD corrections for mixing have to be calculated.

We finally focussed on the charm system, where a naive application of the HQE gives results that are several orders of magnitude below the experimental values. We found the unexpected result that duality violating effects as low as 20% could solve this discrepancy. Such a result might have profound consequences on the applicability of the HQE. As a decisive test we suggest a lattice calculation of the matrix elements arising in the ratio of charm lifetimes – this ratio is free of any GIM cancellation, which are very severe in mixing, and so allows us to separate the reliability of the underlying HQE from numerical cancellations.

# Chapter 4

## Charming Dark Matter

### 4.1 Introduction

As discussed in Section 1.3.1, dark matter has a long history, but the interactions of DM (outside of its gravitational influence) remain elusive, despite concerted efforts. These range from attempts to measure its scattering in terrestrial targets (known as direct detection), its annihilation or decay products in the galaxy or beyond (indirect detection), or through its direct production in colliders (collider searches). A brief history and overview of direct detection (DD) and indirect detection (ID) can be found in [55] and [234].

One property of DM that is known to high precision is its abundance in the Universe today. The evolution of the structure of the Universe is well modelled [235] and so the starting point for building a model of a particle DM is to consider how its interactions influence its relic abundance. This leads to the concept of a thermal WIMP, in which the DM achieves its relic abundance by decoupling from thermal equilibrium due to its annihilations or decay into SM particles.

Under the assumption of a WIMP particle interpretation of DM, we have no concrete indications of its mass, spin or interactions, which leaves tremendous freedom when building models. Although many concrete models, e.g. supersymmetric theories, predict the existence of a DM candidate, so far these theories remain unverified and the phenomenology is often complicated by the large parameter spaces. This represents a top-down approach in which DM arises naturally from a UV complete model.

An alternative approach to DM model building is from the bottom up, where a class of simple low energy models or interactions are considered simultaneously. With no theoretical guiding principle, except Lorentz symmetry, on which to build such models, one must consider all possible models within a framework of a few assumptions.

This is most easily done using a set of EFT (see Section 2.1) operators. Although an EFT may be perfectly valid for low energy experiments such as direct or indirect detection, they face problems with collider searches where the EFT approximation breaks down when heavy ( $\mathcal{O}(\text{TeV})$ ) states become energetically accessible.

To ensure the model is valid up to high energies (or at least above the reach of colliders) a commonly used tool is *simplified models*, where often the mediator between the dark sector and the SM is included as a propagating mode. Simplified models arose first in the context of collider searches for missing energy [236–242], but have recently been applied more widely to indirect and direct detection [236, 243, 244], they allow for a much more broad study since the models themselves are sufficiently simple to contain only a few parameters which dominate the phenomenology of the DM. This approach is not without criticism, and can at times be too simple, for example neglecting gauge symmetries and perturbative unitarity [245–247].

Given the remarkable agreement between the SM and experimentally measured flavour observables it is natural for NP models to enforce the MFV assumption to suppress large NP effects [25, 26]. This assumption limits any quark flavour breaking terms to be at most proportional to the Yukawa couplings, which are responsible for the small violation of the flavour symmetry in the SM. This suppresses FCNCs and avoids strong constraints from rare decays and neutral meson mixing. Nonetheless, some such observables are not reproduced by SM calculations and hence allow room for violations of MFV, for example  $D^0$  mixing which we discuss in Section 4.3.1.

Some recent studies of simplified models have begun to go beyond the MFV assumptions. This has been done in the context of down type couplings [248], leptonic couplings [249], and more recently top-like [250], or top and charm-like couplings [251]. Such models allow a continuous change from the MFV assumption to strong MFV breaking and can quantify the degree of MFV breaking permitted by the flavour constraints. Similar scenarios have been studied in [252], taking an overview of both lepton and quark flavoured DM and as well as a more focused study on top DM [253], both in the MFV limit.

In this chapter, we extend the work of [250], taking a more general approach to these kinds of beyond MFV models – by placing fewer restrictions on the parameters of the model we include models with dominant up and charm type couplings, which give non-trivially different exclusion regions for different flavours of DM. We note that a similar scenario, except with scalar dark matter and a fermionic mediator has been studied in [254]. We aim to present statistically robust bounds from the entire parameter space based on a Markov Chain Monte Carlo (MCMC) approach.

We consider the following constraints in detail:

- Relic Density (Section 4.2): We calculate the relic density of all three DM particles, including their widths and important coannihilation effects.
- Flavour Bounds (Section 4.3): We provide bounds on the model from neutral charm meson mixing, ensuring that the new physics does not exceed the  $1\sigma$  upper bound of the experimental measurement of the mass difference between the heavy and light state of the  $D^0$ . We assess the possibility for constraints on rare decays like  $D^+ \rightarrow \pi^+ \ell \ell$  but find that the NP is relatively unconstrained compared to mixing.
- Direct Detection (Section 4.4): We calculate the event rate for the most excluding DD experiments (LUX and CDMSlite) over a large range of DM masses, including all relevant contributions up to one loop order (including gluon, photon,  $Z$  and Higgs exchange) and matching to a full set of non-relativistic form factors.
- Indirect Detection (Section 4.5): We include a large collection of constraints from the literature on the thermally averaged annihilation cross section  $\langle\sigma v\rangle$  for annihilation into various search targets such as photons, electrons, and protons. We also include a study of gamma ray line searches, generated at the one-loop level in our model.
- Collider Searches (Section 4.6): We perform a robust simulation of the dominant signals for a series of monojet, dijet and stop searches for ATLAS and CMS, including the widths of the particles.

We also compute constraints coming from electroweak precision observables, and perturbative unitarity. We calculate the Peskin-Takeuchi parameters [255, 256] as these characterise the NP effects in much of the parameter space of our model, and replicate the literature result for a charged singlet scalar [257]. We find that the  $S, T, U$  parameters provide no additional constraints beyond those previously described, and similarly perturbative unitarity calculations prove to be unconstraining and so we make no further mention of them.

Including the various constraints named above we can carry out an MCMC scan in order to identify the parameter space left open to the model – our results are collected in Section 4.7. We find that current data can be used to restrict the parameter space where DM of this kind can exist, and go beyond the results of [250] by showing how renormalisation group mixing and running can dramatically improve the direct detection constraints, disfavouring attempts to avoid these limits by predominantly coupling to top quarks.

	$U(3)_{u_R}$	$U(3)_\chi$	$U(3)_c$	$U(1)_{\text{EM}}$
$u_R$	<b>3</b>	<b>1</b>	<b>3</b>	$2/3$
$\chi$	<b>1</b>	<b>3</b>	<b>1</b>	0
$\phi$	<b>1</b>	<b>1</b>	<b>3</b>	$2/3$
$\lambda$	<b>3</b>	$\bar{\mathbf{3}}$	<b>1</b>	0

Table 4.1: The representation for the relevant symmetries of the particles introduced in the DMFV model, along with the coupling matrix  $\lambda$  and the SM right-handed quarks.

### 4.1.1 The DMFV Model

The SM (without Yukawa couplings) has a flavour symmetry amongst the quarks – there are no flavour violating effects such as FCNCs at tree level. *Minimal Flavour Violation* (MFV) is then the statement that the only flavour symmetry breaking terms in the BSM model are the Yukawa terms [26].

In the model of *Dark Minimal Flavour Violation* (DMFV) originally proposed in [248], the SM quark flavour symmetry is increased by the inclusion of a  $U(3)$  symmetry in the dark sector,

$$\mathcal{S}_{\text{flavour}} = U(3)_{Q_L} \times U(3)_{u_R} \times U(3)_{d_R} \times U(3)_\chi, \quad (4.1.1)$$

and the DMFV hypothesis is that this enlarged flavour symmetry is broken only by terms involving the quark Yukawas *and* a new coupling matrix  $\lambda$ . In the original work [248]  $\lambda$  coupled the DM to right-handed down type quarks, whereas in this work we couple the DM to right-handed up type quarks (the choice of right-handed quarks avoids having to introduce any non-trivial  $SU(2)$  structure). In this model, we introduce four new particles – a scalar  $\phi$  that is colour and electrically charged, and a flavour triplet  $\chi_i$  that is a singlet under the SM gauge groups (which allows it to have a standard Dirac mass term). In Table 4.1 we detail the behaviour of the new particles and the coupling matrix under various symmetry groups (and their electric charge) – the idea of  $\lambda$  “transforming” under the  $U(3)$  flavour symmetries is to be understood by considering  $\lambda$  as a spurion field [26]. The new physics Lagrangian reads

$$\mathcal{L}_{\text{NP}} = \bar{\chi}(i\not{\partial} - m_\chi)\chi + D_\mu\phi(D^\mu\phi)^\dagger - m_\phi\phi^\dagger\phi - (\lambda_{ij}\bar{u}_{R,i}\chi_j\phi + \text{h.c.}), \quad (4.1.2)$$

giving the vertices shown in Figure 4.1. Note that a coupling between the mediator and the Higgs as well as a mediator self-coupling are allowed by the symmetries of the model, but we neglect them in this work. It was shown in [248] that coupling



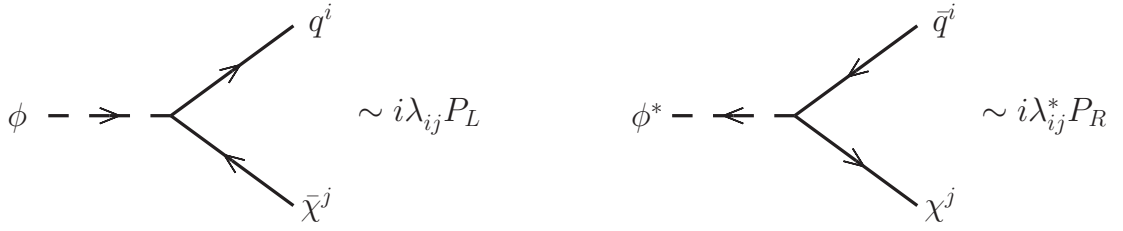


Figure 4.1: Feynman rules for the interaction in Equation 4.1.2.

matrix can be written in the form

$$\lambda = U_\lambda D_\lambda \quad (4.1.3)$$

with the matrices  $D_\lambda$  and  $U_\lambda$  parameterised as (defining  $c_{ij} \equiv \cos \theta_{ij}$ ,  $s_{ij} \equiv \sin \theta_{ij}$ )

$$U_\lambda = \begin{pmatrix} c_{12}c_{13} & s_{12}c_{13}e^{-i\delta_{12}} & s_{13}e^{-i\delta_{13}} \\ -s_{12}c_{23}e^{i\delta_{12}} - c_{12}s_{23}s_{13}e^{i(\delta_{13}-\delta_{23})} & c_{12}c_{23} - s_{12}s_{23}s_{13}e^{i(\delta_{13}-\delta_{12}-\delta_{23})} & s_{23}c_{13}e^{-i\delta_{23}} \\ s_{12}s_{23}e^{i(\delta_{12}+\delta_{23})} - c_{12}c_{23}s_{13}e^{i\delta_{13}} & -c_{12}s_{23}e^{i\delta_{23}} - s_{12}c_{23}s_{13}e^{i(\delta_{13}-\delta_{12})} & c_{23}c_{13} \end{pmatrix}, \quad (4.1.4)$$

$$D_\lambda = \begin{pmatrix} D_{11} & 0 & 0 \\ 0 & D_{22} & 0 \\ 0 & 0 & D_{33} \end{pmatrix},$$

where  $\theta_{ij} \in [0, \pi/4]$  to avoid double counting the parameter space, and we require  $D_{ii} < 4\pi$  for a perturbative theory.

The presence of complex couplings ( $\delta_{ij} \neq 0$ ) creates a violation of CP symmetry (note this is also permissible in the MFV assumption, so long as the complex phases are flavour-blind [258]). Due to the stringent constraints from electric dipole moments (EDM) in the presence of CP violation [26] we will set  $\delta_{ij} = 0$  throughout. In total we then have a 10 dimensional parameter space:

$$\{m_{\chi,1}, m_{\chi,2}, m_{\chi,3}, m_\phi, \theta_{12}, \theta_{13}, \theta_{23}, D_{11}, D_{22}, D_{33}\}. \quad (4.1.5)$$

Other than those mentioned above, the only other limit we place on our parameters is  $m_\chi, m_\phi \gtrsim 1 \text{ GeV}$ , so that the DM is a conventional WIMP candidate and the mediator is sufficiently heavy to decay to at least the up and charm quarks.

Although the masses of the DM fields and mediator field are in principle arbitrary free parameters, one must impose  $m_{\chi,\min} < m_\phi + m_q$  (where  $m_q$  is the lightest quark to which  $m_{\chi,\min}$  couples) to ensure  $\chi$  cannot decay. Similarly we must have  $m_\phi > m_{\chi,\min} + m_q$ , which ensures the mediator has at least one decay channel and prevents it obtaining a relic abundance itself.

It can be shown additionally that a residual  $\mathbb{Z}_3$  symmetry exists in the model [248, 259], which prevents either  $\chi$  or  $\phi$  decaying into purely SM particles. This useful symmetry argument ensures the relic DM (the lightest of the three) is completely stable even once non-renormalisable effects are considered. It is possible for the heavier  $\chi$  fields to decay to the lightest  $\chi$  (DM) – in fact the rate of such decays are always large enough to totally erase the relic density of the heaviest two DM.

Finally we briefly mention some interesting behaviour of the widths of our new particles. First, the mediator width  $\Gamma_\phi$  can be shown to be very narrow, with  $\Gamma_\phi/m_\phi \leq \frac{9}{128\pi} \lesssim 1\%$  even in the limit of non-perturbative couplings. Secondly, for small mass splittings ( $m_{\chi_i} = m_{\chi_j}(1 + \epsilon)$ ) the decay rate  $\chi_i \rightarrow \chi_j + q\bar{q}$  scales as  $\epsilon^5$ , which is important when we consider the relic abundance of the different DM species.

## 4.2 Relic Density

### 4.2.1 Relic Density with coannihilations

As mentioned in the introduction, the relic density (RD) of DM is currently measured to a very high accuracy by the Planck collaboration [53], and reproducing this is a must for any DM model.

In our model with three possible DM candidates, with potentially almost degenerate masses, we follow the results of [260] – Section III in particular deals with the effects of coannihilations (processes with  $\chi_i\chi_j \rightarrow \text{SM}, i \neq j$ ). In that work, the authors describe how coannihilations can be very important, and can be included in the “standard” computation [261–263] of relic density through the use of an effective annihilation cross-section  $\langle\sigma v\rangle_{\text{eff}}$ , defined in eq. (12) of [260]. We will not reproduce all the detail from that paper here, but summarise the key results.

To compute the relic density, one first finds the freeze-out temperature  $x_f \equiv m/T_f$  by solving the equation

$$e^{x_f} = \sqrt{\frac{45}{8}} \frac{g_{\text{eff}} m_\chi M_{\text{pl}} \langle\sigma v\rangle_{\text{eff}}}{2\pi^3 g_*^{1/2} x_f^{1/2}}, \quad (4.2.1)$$

with  $g_{\text{eff}}$  an effective number of degrees of freedom of the near-degenerate DM candidates,  $M_{\text{pl}}$  the Planck mass,  $g_*$  the total number of relativistic degrees of freedom at freeze-out. The relic density itself can then be written

$$\Omega h^2 = 2 \times 1.04 \times 10^9 \frac{x_f}{\sqrt{g^*} M_{\text{pl}} (a_{ii} I_a + 3b_{ii} I_b/x_f)}, \quad (4.2.2)$$

where  $a_{ii}$  and  $b_{ii}$  are the s-wave and p-wave terms of  $\langle\sigma v\rangle_{ii}$  (the cross section for the relic, plus any particles with degenerate mass), and  $I_{a,b}$  are temperature integrals.

These results are found through certain simplifications of the full Boltzmann equations, and follow the full numerical calculation very closely.

### 4.2.2 The Generation of Mass Splitting

Almost degenerate DM masses mean the mass splittings ( $\Delta m = m_{\chi_i} - m_{\chi_j}$ ) between the different  $\chi_i$  are important to determining the true value of the DM relic density.

We can follow two regimes which distinguish the various possibilities by the dominant effect on the signals they generate:

1. The mass splitting is non-zero, the lightest of the  $\chi_i$  survives as the relic. This holds as long as the splitting is large enough to accommodate any kind of decay.
2. The masses are truly degenerate, equivalent to a degeneracy which is sufficiently small to prevent decay, i.e.  $\Delta m \leq 4 \text{ MeV}$ . In this case, the three DM particles obtain equal relic abundances, with the total affected primarily by their coannihilations.

The difference between the effective cross-section method mentioned above and a full solution of the coupled Boltzmann equations, and the effect of degenerate masses is shown on the left of Figure 4.2. We see that the effective cross section approach correctly reproduces the relic density of the lightest candidate at late times, and that relic density constraints are not hugely sensitive to the mass splitting if it is non-zero.

As the final relic density depends sensitively on whether a mass splitting in the candidates exists or not, we briefly talk about how such a splitting can arise. Splittings can arise from two sources – a tree-level contribution where  $m_{\chi_i}$  and  $m_{\chi_j}$  are split by mass terms of the form  $\mathcal{O}(1) \times (\lambda^\dagger \lambda)_{ii}$ , or a loop-level contribution from renormalisation where the coefficient is instead of the order  $N_c/(16\pi^2) \log(\mu^2/\Lambda^2)$  multiplied by the tree-level couplings  $(\lambda^\dagger \lambda)_{ii}$  with  $\Lambda$  some high scale at which the masses are universal, and  $\mu$  a low scale at which we wish to use the mass (e.g. for direct detection this could well be the nuclear scale of around 1 GeV). Explicitly, the resulting shift in the DM mass will be given by

$$m_{\chi_i}(\mu) = m_\chi(\Lambda) \left( 1 + \frac{N_c}{16\pi^2} (\lambda^\dagger \lambda)_{ii} \log \left( \frac{\Lambda}{\mu} \right) + \mathcal{O} \left( (\lambda^\dagger \lambda)_{ii}^2 \right) \right). \quad (4.2.3)$$

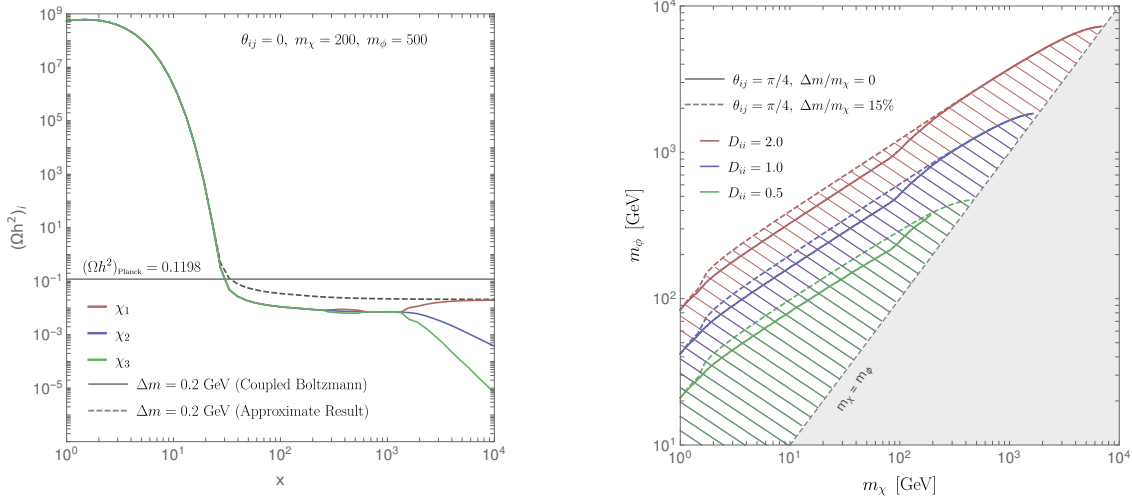


Figure 4.2: Illustration of relic density over time ( $x = m_\chi/T$ ) as freeze out occurs (left), and the RD bounds with mass splitting calculated with the effective method mentioned in the main text (hatched regions for which the DMFV models allows the correct relic abundance) (right).

Note that because of our parameterisation of the coupling matrix,  $\lambda^\dagger \lambda$  is diagonal, with elements  $D_{ii}^2$

Relatively large splittings can be generated this way – with a high scale of 100 TeV, then the coefficient of  $(\lambda \lambda^\dagger)_{ii}$  can be as large as  $\sim 0.35$ . We explore the effect of mass splitting in our work by manually setting the mass splitting ( $\Delta m/m_\chi$ ) to a large (15 %) and small (2 %) value.

## 4.3 Flavour Constraints

### 4.3.1 Mixing Observables

Since our model introduces couplings to the up type quarks, we would expect new physics effects in the charm meson sector – in particular in neutral  $D^0$  mesons. For the case of  $D$  mesons mixing, the current experimental averages from HFLAV are [264]

$$\begin{aligned} x &\equiv \frac{\Delta M}{\Gamma} = (0.32 \pm 0.14) \% , \\ y &\equiv \frac{\Delta \Gamma}{2\Gamma} = (0.69^{+0.06}_{-0.07}) \% . \end{aligned} \quad (4.3.1)$$

On the theory side however, things are not so well developed, a point which we discussed in Section 3.4. To summarise that discussion, in the exclusive approach values of  $x$  and  $y$  on the order of 1% are believed to be possible, while for the

inclusive calculation huge GIM and CKM suppression leads to a prediction that is orders of magnitudes below the experimental values. We then showed that a small breakdown ( $\mathcal{O}(20\%)$ ) of quark-hadron duality could enhance the predicted value of  $y$  up to its experimental value. Because of these difficulties we have some freedom in the treatment of the SM contributions to  $\Delta M$  and  $\Delta\Gamma$  when constraining the allowed BSM contribution by comparison to experiment. One possibility [265] is to require that

$$x^{\text{NP}} = \frac{2|M_{12}^{\text{NP}}|}{\Gamma_D} \leq x^{\text{exp, upper limit}}, \quad (4.3.2)$$

taking the  $1\sigma$  upper limit reported by HFLAV (Equation 4.3.1). This is the limit that would be derived if the NP and SM contributions have roughly the same phase, so that

$$|M_{12}^{\text{NP}} + M_{12}^{\text{SM}}| = |M_{12}^{\text{NP}}| + |M_{12}^{\text{SM}}|, \quad (4.3.3)$$

since  $\Delta M \leq 2|M_{12}|$ . Our NP contribution to  $M_{12}$  is given by

$$M_{12}^{\text{NP}} = -\frac{f_D^2 B_D M_D}{384 m_\phi^2 \pi^2} \sum_{i,j=1}^3 F\left(\frac{m_{\chi_i}^2}{m_\phi^2}, \frac{m_{\chi_j}^2}{m_\phi^2}\right) \lambda_{1i} \lambda_{1j} \lambda_{2i}^* \lambda_{2j}^* \quad (4.3.4)$$

where we take the decay constant  $f_D$  from FLAG [161, 266, 267], the  $D$  mixing bag parameter  $B_D$  from [268], and the loop function  $F$  is given by

$$F(x_i, x_j) = \frac{1}{(1-x_i)(1-x_j)} + \frac{x_i^2 \log x_i}{(x_i - x_j)(1-x_i)^2} - \frac{x_j^2 \log x_j}{(x_i - x_j)(1-x_j)^2}.$$

The important result is that  $M_{12} \propto ((\lambda\lambda^\dagger)_{12})^2$  for degenerate DM masses. The matrix  $(\lambda\lambda^\dagger)$  is diagonal if  $D_{ii}$  are all equal, or if  $\theta_{ij} = 0$  (no mixing between quark flavours) and then the flavour constraints disappear.

Using the upper  $1\sigma$  value of the experimentally measured  $x_D$  leads to bounds as shown on the left of Figure 4.3, these bounds can be very strong and significantly exclude almost all masses  $m \lesssim 1$  TeV for large couplings  $\lambda \gtrsim 0.1$  unless one fine-tunes the model to remove  $(\lambda\lambda^\dagger)_{12}$ .

### 4.3.2 Rare Decays

We consider the semileptonic decay  $D^+ \rightarrow \pi^+ \mu^+ \mu^-$ , whose short distance contribution comes from the quark level decay  $c \rightarrow u \mu^+ \mu^-$ . This decay is loop and GIM suppressed in the SM, and so should have good sensitivity to new physics. In our

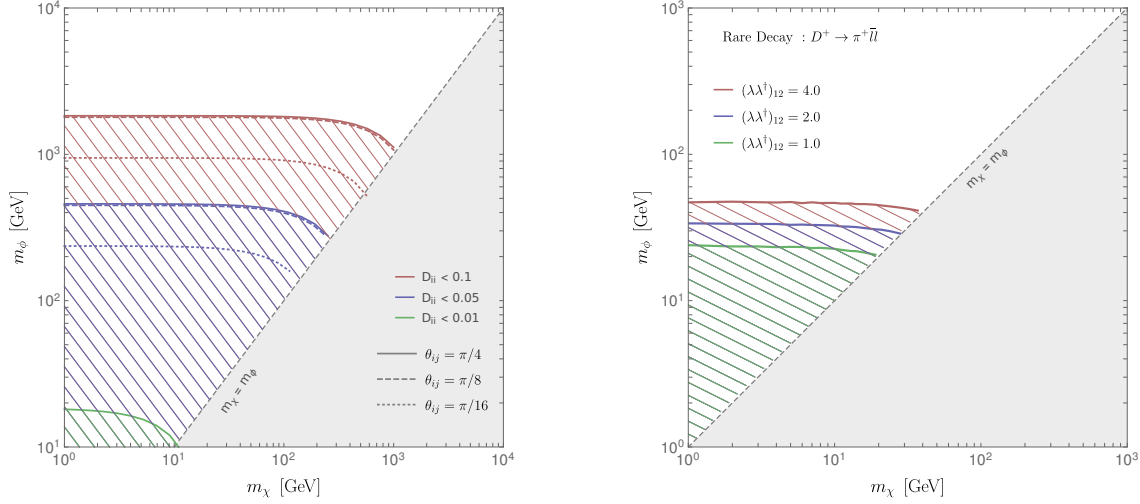


Figure 4.3: Excluded regions (hatched) for which the value of  $\Delta M$  from DMFV diagrams exceeds the  $+1\sigma$  contour of the experimental result (left). The bounds are the most constraining possible given the limits on  $D_{ii}$ , and can be made arbitrarily small by adjusting the values (for example with equal values  $D_{ii} = D$ ). The exclusions from  $|C'_9| < 1.3$  varying  $(\lambda\lambda^\dagger)_{12}$  (right).

model contributions are no longer GIM suppressed, coming from electroweak penguin diagrams with our new particles in the loop.

In [269] rare charm decays are examined to provide limits on the Wilson coefficients of an effective theory – they look at  $D \rightarrow \mu^+\mu^-$  as well as  $D^+ \rightarrow \pi^+\mu^+\mu^-$  and find the latter to place the strongest bounds for the coefficients relevant in our model. Matching onto their EFT, and neglecting the  $Z$  penguin since the momentum transfer is small, we find only the  $C'_7, C'_9$  coefficients are non-zero, corresponding to the operators

$$Q'_7 = \frac{em_c}{16\pi^2}(\bar{u}\sigma_{\mu\nu}P_L c)F^{\mu\nu}, \quad Q'_9 = \frac{e^2}{16\pi^2}(\bar{u}\gamma^\mu P_R c)(\bar{\ell}\gamma_\mu \ell), \quad (4.3.5)$$

(our full expressions for the Wilson coefficients can be found in Appendix E.1).

Since the SM branching ratios for the  $D^0$  decay suffer from a strong GIM cancellation, we would expect strong constraints on the flavour breaking terms of the DMFV model. As with the mixing observables, the rare decay process is primarily sensitive to  $(\lambda\lambda^\dagger)_{12}$  in the limit of degenerate DM mass. On the right of Figure 4.3 we show the bounds coming from limits on the Wilson coefficients for  $(\lambda\lambda^\dagger)_{12} = 1, 2$  and  $4$ . The bounds on the individual Wilson coefficients are  $|C_i| \sim 1$  (see Table II of [269]). Mediators up to  $m_\phi \sim 50$  GeV can be ruled out for couplings  $D_{ii} \sim (\lambda\lambda^\dagger)_{12} \sim \mathcal{O}(1)$ . These constraints are therefore substantially weaker than from meson mixing observables. The rare flavour-changing decays  $t \rightarrow u/c\gamma$  have been measured by ATLAS [270],

but we find that the current limits are again not constraining on our model.

## 4.4 Direct Detection Constraints

Direct detection experiments are one of the most powerful ways of searching for DM, and operate by searching for DM scattering from atomic nuclei. The calculation of the scattering rate is done via an effective theory, where all heavy degrees of freedom (save the DM) have been integrated out, and then amplitudes are matched onto four fermion operators.

We choose to examine data from LUX [271,272] and CDMSlite [273], which together (at the time of this work) provided the best constraints over the range of DM masses we are looking at. LUX uses liquid xenon as a target, which detects DM with masses above 5 GeV while scattering from DM masses below this is kinematically impossible; CDMSlite is a germanium detector, and best constrains particles with masses between 1.6 GeV and 5.5 GeV. Details of our exact method can be found in Appendix E.2 – here we merely state that we use a Poisson probability distribution for both, comparing the number of observed events in each bin to our predicted signal plus background.

At tree level, the only EFT operator which arises from our model is given by a diagram with t-channel  $\phi$  exchange. We only consider the scattering amplitudes in which the incoming and outgoing DM (and quark) are the same flavour, as this avoids the computation of (possibly unknown) hadronic matrix elements of quark currents  $\bar{q}_i \Gamma q_j$  for  $i \neq j$ . The operator in question is

$$\mathcal{L}_{\text{EFT}} = C_{ij} (\bar{\chi}_L^i \gamma^\mu \chi_L^i) (\bar{q}_R^j \gamma_\mu q_R^j), \quad C_{ij}(\mu \sim m_\phi) = \frac{\lambda_{ji} \lambda_{ji}^*}{2((m_\chi - m_q)^2 - m_\phi^2)} \quad (4.4.1)$$

where the Mandelstam variable  $t$  has been replaced by its low velocity expansion and we have performed a Fierz transform (see Appendix A).

Vector and axial-vector currents probe the valence quark content and spin distribution respectively of the scattered nucleon, and so would naively be small for non-valence quarks (i.e.  $c$  and  $t$ ). However, there are 1-loop diagrams (see Figure 4.4) that mix operators with heavy quarks into those with up and down quarks, and in the case of heavy mediators RG running down to the direct detection scale ( $\mu \sim 1$  GeV) also alters the relative coupling to nuclei. This calculation has been done in [274,275], and we find (see Figure 4.5) that DM that couples to heavy quarks at the mediator scale will mix into up quark coupling at the low scale with up to 10% of its high scale coupling strength; tree-level scattering is therefore substantial

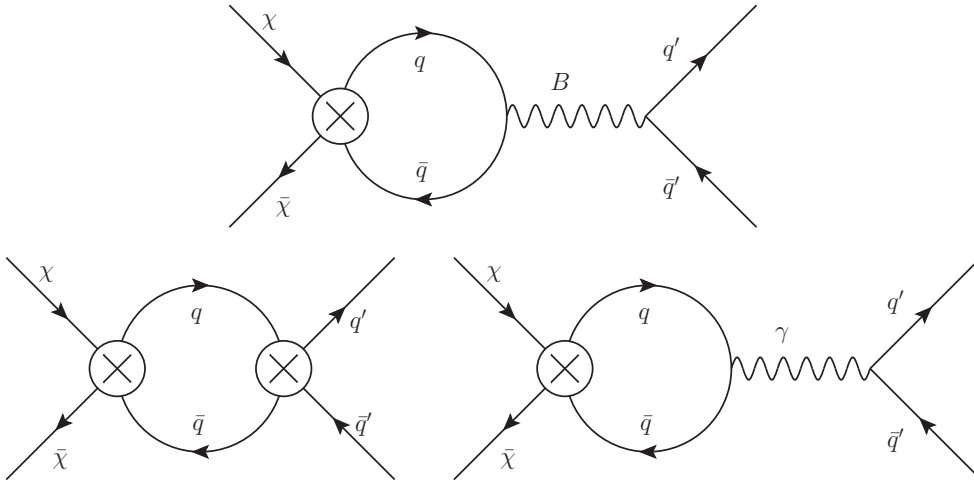


Figure 4.4: The divergent loop diagrams responsible for mixing between the quark vector and axial vector currents ( $\bar{\chi}\Gamma\chi\bar{q}\Gamma q$ ) above the EW scale (top) and below (bottom). The most important aspect is the mixing of high-scale heavy quark currents  $q = c, t$  onto light quark vector currents  $q' = u, d$ , thus enabling a strong scattering cross section with nuclei.

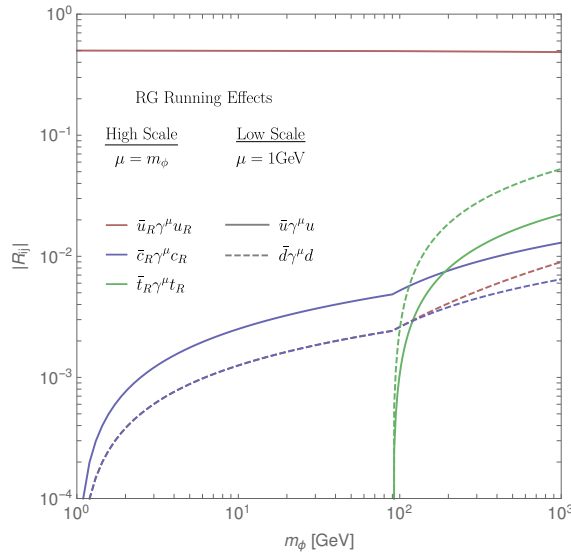


Figure 4.5: The effect of the RG running from a high scale  $\Lambda = m_\phi$  down to the nuclear scattering scale  $\mu_N = 1 \text{ GeV}$ .



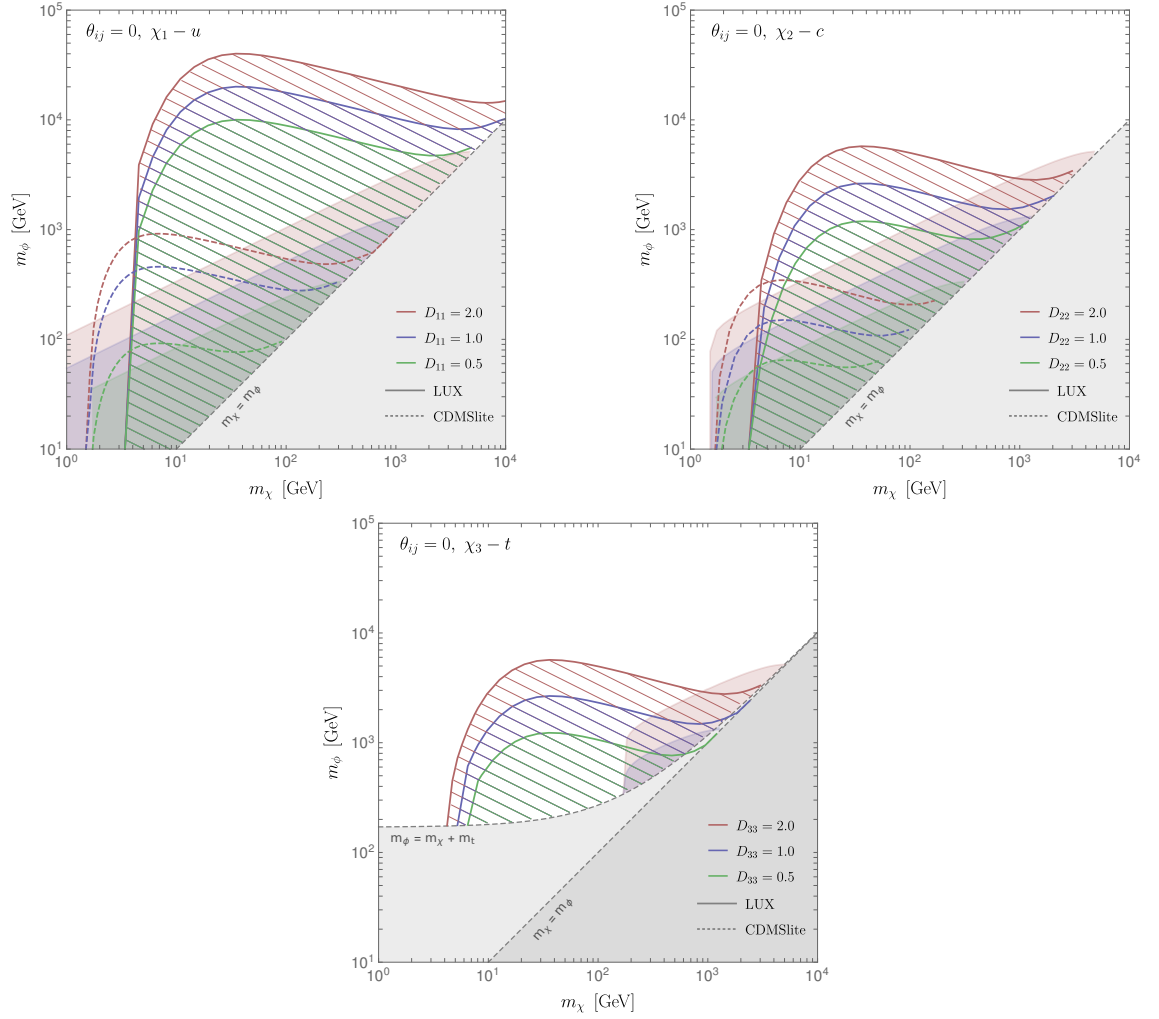


Figure 4.6: The DD bounds for three coupling choices –  $\chi_1$  exclusively coupling to  $u$  quarks,  $\chi_2$  to  $c$ , and  $\chi_3$  to  $t$ . Bounds for LUX (CDMSlite) are solid (dashed), and the filled region shows the parameters which give the correct relic abundance. Constraints are based on the dominant tree-level contribution to scattering.

(as can be seen in Figure 4.6), even in the case of only coupling to heavy quarks. The spin-averaged cross section is parameterised by a series of nuclear form factors  $F_{ij}^{(N,N')}$  [276], which are functions of the incident DM velocity squared  $v^2$  and the momentum transfer  $q^2$ ,

$$\langle |\mathcal{M}|^2 \rangle \sim \sum_{i,j,N,N'} C_i^{(N)} C_j^{(N')} F_{ij}^{(N,N')}(v^2, q^2) \quad (4.4.2)$$

where we sum over the form factors and the nucleons  $N, N' = p, n$ . The nucleon coefficients above are related to our Wilson coefficients by

$$C_1^{(p),i}(\mu \sim 1 \text{ GeV}) = 4m_i m_N \sum_j (2R_{ju} + R_{jd}) C_{ij}(m_\phi) \quad (4.4.3)$$

$$C_1^{(n),i}(\mu \sim 1 \text{ GeV}) = 4m_i m_N \sum_j (2R_{jd} + R_{ju}) C_{ij}(m_\phi) \quad (4.4.4)$$

where  $R_{ju}$  ( $R_{jd}$ ) gives the magnitude of the running of operator  $\bar{q}_R^j \gamma^\mu q_R^j$  onto  $\bar{u} \gamma^\mu u$  ( $\bar{d} \gamma^\mu d$ ), and we have quoted the  $i = j = 1$  relation since the corresponding form factor has the dominant scaling behaviour.  $i$  and  $j$  run over the DM and quark flavours respectively. The dependence of the  $R_{jq}$  parameters on the high scale (which we take to be the mediator mass) is shown in Figure 4.5.

At loop-level, there are various new operators that arise – in general these are highly suppressed, but we include them both because they can become dominant in particular regions of parameter space (see Figure 4.7) and for completeness. The operators we consider are photon operators [277, 278] (which in the non-relativistic limit correspond to the charge-radius, magnetic dipole moment, and anapole moment); Z penguins [277]; and those for DM-gluon [279–281] scattering. We reproduced the quoted literature results as a check.

The more recent null results from XENON1T [282] and PandaX-II [283] push the constraining potential of direct detection even further – nearly an order of magnitude stronger in cross-section, which translates into a factor of  $\sim 2$  in mediator mass.

## 4.5 Indirect Detection Constraints

### 4.5.1 Basics of Indirect Detection

Indirect detection experiments look for signs of annihilating and/or decaying DM coming from astrophysical sources, such as the centre of galaxies where DM density is largest. The constraints are based around limits on the annihilation cross-section of DM to SM particles – in our model the main limits come from annihilation to

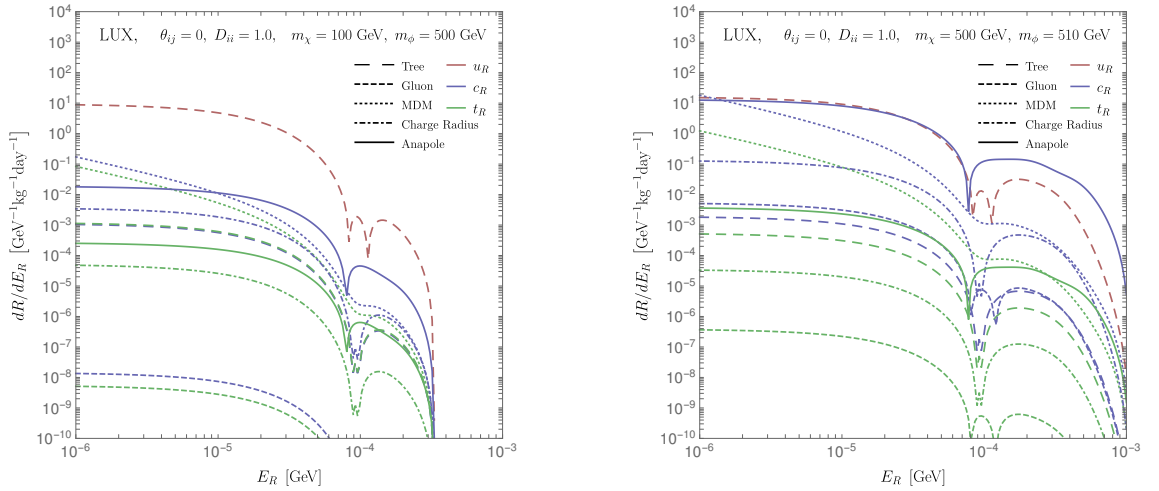


Figure 4.7: The differential scattering rate in recoil energy for DM-nuclear scattering at LUX. Each of the quark contributions are plotted separately, the rates are also separated according to the way in which they scatter. The right plot represents a model with almost complete degeneracy between the DM and mediator mass, where the loop level interactions become important.

quark pairs

$$\langle\sigma v\rangle_{\bar{\chi}_i\chi_j\rightarrow\bar{q}_lq_m}\approx\frac{N_c m_\chi^2}{32\pi(m_\chi^2+m_\phi^2)^2}\left(\lambda_{mj}\lambda_{li}^*\right)^2+\mathcal{O}(v^2). \quad (4.5.1)$$

There is a bounty of possible search avenues for this annihilation signal; the energetic quarks will hadronise and decay into stable particles (photons, electrons, protons, and their anti-particles, which make up some part of the measured cosmic ray flux), which can be measured directly as they arrive at the earth (in the case of photons especially, which suffer very little energy loss to galactic or inter-galactic material), or indirectly through their influence on cosmic rays (for example photons produced by electrons/protons diffusing through the galaxy). We also have great freedom in where to look; generally anywhere where there is a cosmic overdensity of dark matter – close to home in the galactic centre or further afield in *dwarf spheroidal* (dSph) galaxies, galaxy clusters or the CMB.

Underlying all these is Equation 4.5.1 and so ID constraints are frequently quoted as confidence limits on the thermally averaged annihilation cross section  $\langle\sigma v\rangle_{\bar{f}f}$  into fermions of the same flavour, covering a mass range in  $m_\chi$  from 1 GeV to 100 TeV. The ID signals from heavy quarks ( $q = c, b, t$ ) are very similar (see Fig. 3 and 4 in [284]), and it is uncommon to find constraints on  $c, t$  final states (more common is the  $b$ ). The primary spectra of electrons, positrons, anti-protons, deuteron and neutrinos are extremely similar between  $c, b, t$  quarks, and thus any constraints

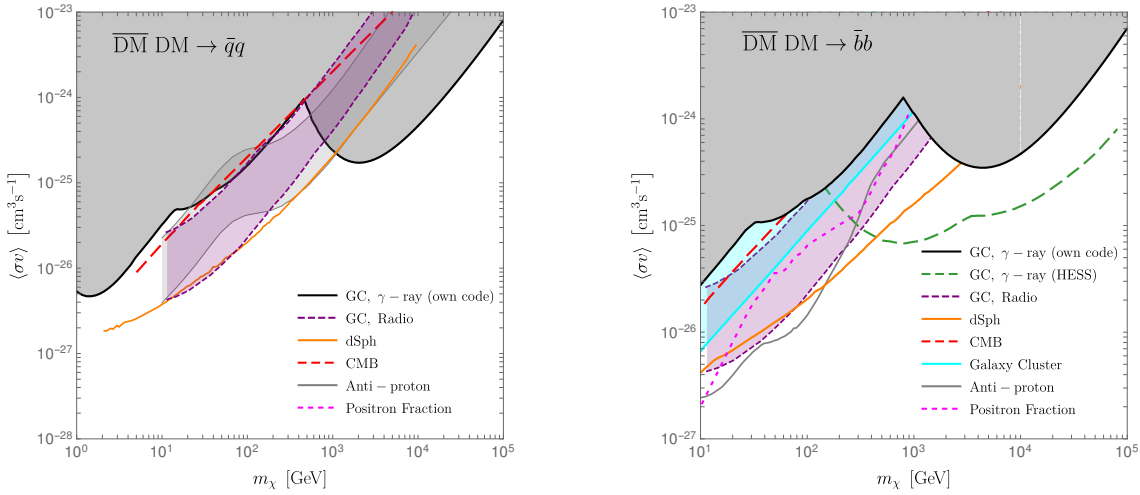


Figure 4.8: The constraints on  $\langle\sigma v\rangle_{\bar{q}q}$  for  $q = u, d, s$  (left) and  $q = b$  (right) which is representative of  $q = c, t$  for  $m_\chi > m_{c,t}$ . The constraints are taken from many different sources (DSph, galactic centre, clusters) and targets (gamma rays, radio waves, positron, anti-protons).

which look for these particles from DM annihilations will be approximately heavy-flavour independent. The situation is depicted in Figure 4.8.

It should be noted that the relative strength of these constraints is not robust; different authors use different halo profiles, different astrophysical parameters and are subject to varying degrees of uncertainty, some significantly larger than others, it is beyond the scope of this work to accommodate all these effects and compare constraints on a like-for-like basis and so what we present should be taken as representative but not precise. We will use the  $\bar{b}b$  final state as representative for constraints based on dSph [285] and anti-proton measurements of AMS-02 [286] which dominate other constraints such as those based on other particle targets, such as the positron fraction [287] or neutrinos [288] and also those based on the galactic centre [289], or galaxy clusters [290].

#### 4.5.2 Gamma rays (and other mono-chromatic lines)

At the one-loop level, the pair production of quarks from annihilating DM can pair produce photons at a fixed energy  $E_\gamma = m_\chi/2$  via a box diagram. We calculate this cross-section using an EFT where the mediator has been integrated out, in which limit only the axial vector operator  $(\bar{\chi}\gamma^\mu\gamma^5\chi)(\bar{q}\gamma_\mu\gamma^5q)$  contributes to the s-wave annihilation, with cross section

$$\langle\sigma v\rangle_{\gamma\gamma} = \frac{16\alpha^2 s}{9468(m_\chi^2 - m_\phi^2)^2 \pi^4} (1 + 2m_f^2 C_0)^2, \quad (4.5.2)$$

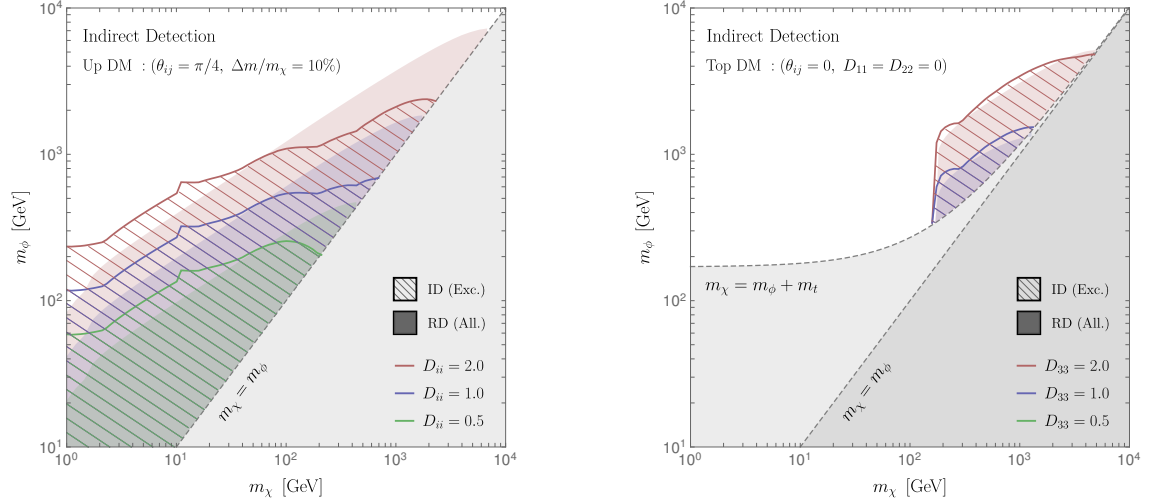


Figure 4.9: The ID constraints on DMFV model, with ‘maximal’ mixing  $\theta_{ij} = \pi/4$  (left), or for couplings to top quarks only (right), assuming degenerate DM masses. Bounds are produced on individual final states, and therefore scale with the dominant annihilation channel, somewhat surprisingly the top quark channel gives stronger constraints due to the extremely sensitive  $\gamma$ -ray search by H.E.S.S [289].

where  $s \approx 2m_\chi^2$  is the centre of mass energy of the annihilating DM, and  $C_0$  is the scalar integral  $C_0(0, 0, s; m_f^2, m_f^2, m_f^2)$  in LoopTools notation [291].

As well as  $\gamma\gamma$  final states, there will be  $\gamma X$  final states where  $X = Z, h$  for example and these also provide constraints. The presence of a massive particle recoiling against the photon shifts the energy to  $E_\gamma = m_\chi(1 - m_X^2/4m_\chi^2)$ , but still creates a mono-energetic line signature. We show some results from the indirect searches in Figure 4.9 – we see that indirect searches can be quite powerful, especially in the case of large coupling to top quarks.

## 4.6 Collider Constraints

Our DMFV model contains a new particle with colour charge, and so we expect there to be significant limits coming from collider experiments. In addition we also have DM which can be searched for in final states with missing energy, and current LHC data can also place limits on the mass of invisible particles. In the past, DM model builders have used effective field theories (EFTs) to analyse NP at colliders, but in recent years it has become clear that the regions of validity of these EFTs at high energy machines such as the LHC are so small as to be almost useless [236, 243, 244]. We briefly detail in the next section this point for our particular model, before

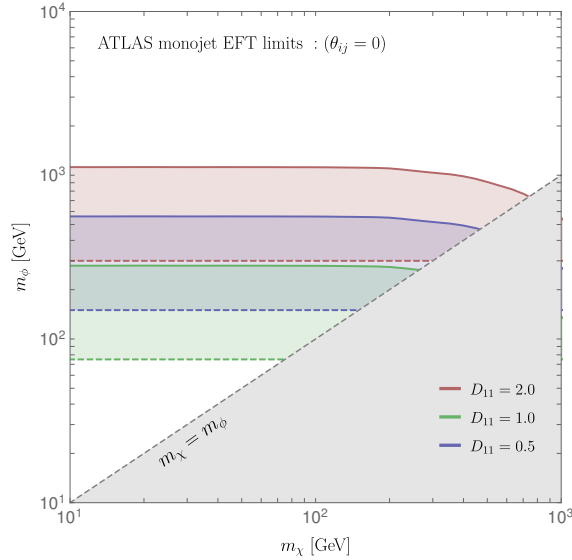


Figure 4.10: The EFT approximation breaks down beneath the dashed lines (which are the  $R_\Lambda = 0.5$  contours with  $g \lesssim 4\pi$ ), while ATLAS excludes below the solid lines, and so only the shaded regions can robustly be excluded using the EFT.

moving on to a more complete analysis.

### 4.6.1 EFT Limit

In [292] the validity of the EFT approximation for t-channel mediators is quantified by  $R_\Lambda$ , which they define as the ratio of the cross section with the constraint  $t < \Lambda^2$  applied to the total cross section (i.e. the total proportion of the cross section which is valid under the EFT assumption). The lines of  $R_\Lambda = 0.50$  are plotted alongside the EFT limits taken from ATLAS [293] (the  $R_\Lambda$  contour assumes  $|\eta| < 2$  and  $p_T < 2$  TeV, the ATLAS results assumed the same range of  $\eta$ , but allow  $p_T \lesssim 1.2$  TeV). It is worth noting that the authors of [292] produce results with the limit  $g \lesssim 1$ , the bounds become significantly weaker by using  $g \lesssim 4\pi$  which then permit a small region of validity as shown in Figure 4.10. The EFT breaks down entirely for  $g \lesssim 1$ . Thus the EFT approximation cannot be justified in our analysis and we turn to the simulation of the full cross section.

### 4.6.2 LHC bounds

To try and cover a large range of constraints, we look at three different LHC processes that could place limits on our model – monojet with missing energy searches, where a single jet recoils off DM pair production; dijet searches with missing energy; and

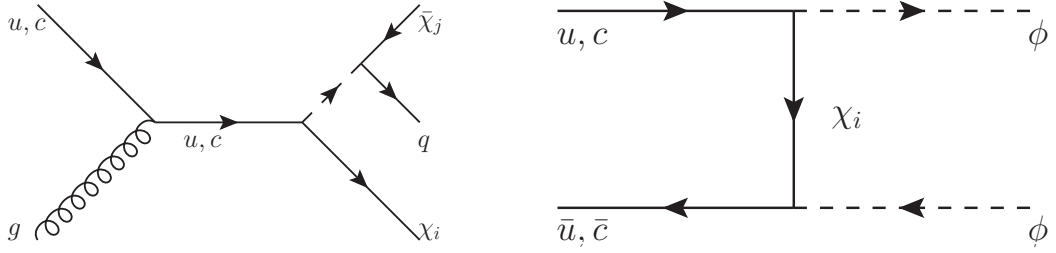


Figure 4.11: Example Feynman diagram for the monojet (left) and dijet (right) processes.

stop searches. The latter are relevant to our model as we have a coloured scalar coupling to top quarks and DM, in analogy with the e.g. stop-top-neutralino vertex in many supersymmetric theories, and so provide sensitivity to the  $\phi$ - $t$  coupling  $D_{33}$ .

In Figure 4.11 one example Feynman diagram that generates monojet and dijet signals is shown – in the dijet case the decay of the mediator into quark plus DM is not shown. Other diagrams that contribute can be seen in Appendix E.3.

We produce our collider constraints using MadGraph [294], replicating, except where noted below, the experimental cuts used by the experiments.

### Monojet searches

In our analysis, we use the most recent monojet search by ATLAS [295] (which uses the Run 2 data ( $\sqrt{s} = 13 \text{ TeV}$  and  $\mathcal{L} = 3.2 \text{ fb}^{-1}$ )), along with a similar analysis performed by CMS [296] with the Run 1 data ( $\sqrt{s} = 8 \text{ TeV}$  and  $\mathcal{L} = 19.7 \text{ fb}^{-1}$ ). The total cross section as a function of  $m_\phi$  for a benchmark scenario is shown in Figure 4.12 with the ATLAS limits overlaid, and the constraints on our model are shown in the top of Figure 4.13.

### Dijet searches

Moving on to dijet searches, we use a Run 1 and Run 2 search by ATLAS [297, 298] looking for multiple jets plus missing energy – we restricted our comparison to the 2-jet searches which should provide the strongest constraint. In our model, the process  $pp \rightarrow \phi\phi \rightarrow \bar{\chi}\chi jj$  provides the dominant contribution to this signal.

We replicate all the main selection cuts for both analyses, in particular for the Run 1 comparison:  $E_t^{\text{miss}} > 160 \text{ GeV}$ ,  $p_{T,(1,2)} > 130, 60 \text{ GeV}$ ,  $\Delta\phi > 0.4$  (between the jets and missing momentum), and for Run 2 similar cuts are applied (full detail in Table 2 of [298]). The different signals regions ( $\text{tj1}$ ,  $\text{tjm}$ ,  $\text{tjt}$ ) also include a minimum

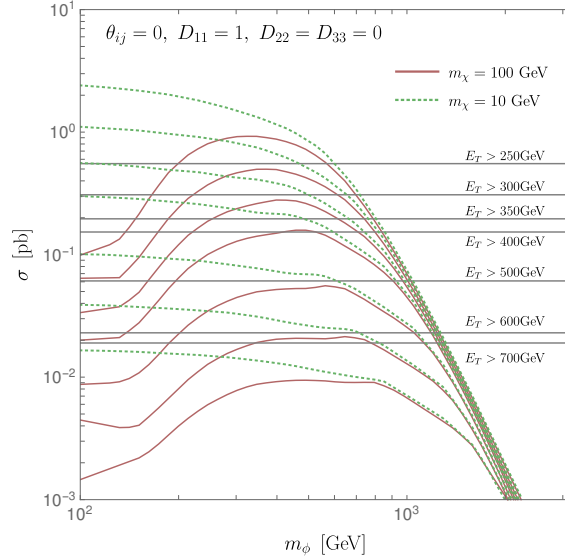


Figure 4.12: Total cross section for the seven signal regions of the ATLAS monojet search [295] for two DM masses.

SR	$N_{\text{obs}}$	$N_{\text{SM}}$	$N_{\text{n.p.}}$	$\sigma_{\text{obs}} / \text{fb}$
$\tau j 1$	12 315	$13\,000 \pm 1000$	15–704	60
$\tau j m$	715	$760 \pm 50$	15–59	4.3
$\tau j t$	133	$125 \pm 10$	22–50	1.9
$\tau j 1$	263	$283 \pm 24$	12–37	16
$\tau j m$	191	$191 \pm 21$	15–58	15
$\tau j t$	26	$23 \pm 4$	10–22	5.2

Table 4.2: Lower limits (at 95 % CL) on the visible cross section for three signal regions (SR) in the Run 1 ATLAS dijet plus missing  $E_T$  search [297] (top), and ATLAS dijet search from Run 2 [298] (bottom).



Cut	tN_diag	tN_med	tN_high	tN_boost
$E_T^{\text{miss}} / \text{GeV}$	100	200	320	315
$p_{T,i}^j / \text{GeV}$	60, 60, 40, 25	80, 60, 40, 25	100, 80, 40, 25	75, 65, 40, 25
$m_T / \text{GeV}$	60	140	200	175
$\Delta R(b, l)$	0.4	0.4	0.4	0.4
$\Delta\phi(j_{1,2}, p_T^{\text{miss}})$	60	140	200	175
Bound $\sigma_{\text{vis}} / \text{fb}$	1.8–2.9	0.4	0.3	0.3

Table 4.3: The four relevant signal regions from [299] and the cuts we have implemented.

requirement for  $m_{\text{eff}}$  and  $E_T/\sqrt{H_T}$ , which are defined as

$$H_T = |p_{T,1}| + |p_{T,2}|,$$

$$m_{\text{eff}} = H_T + E_T,$$

which we implement in MadGraph manually (again, see the respective papers for the cuts in each case). The constraints this places on our model parameters are shown in the bottom left of Figure 4.13 for the case of no mixing and strong couplings for all DM particles.

### ATLAS 2014 Stop Search

Lastly, a study by ATLAS [299] considers a set of cuts optimized for the detection of stops – the signal consists of a lepton in the final state along with four or more jets. There are four relevant signal regions `tN_diag`, `tN_med`, `tN_high`, `tN_boost`, each requiring a single lepton with  $p_T^l > 25 \text{ GeV}$ , and cuts in Table 4.3.<sup>1</sup>

We find that the production of the  $\phi$  pair is dominated by t-channel  $\chi$  exchange and s-channel gluons; the photon and Z mediated diagrams are neglected. We calculate in MadGraph the cross-section for a single final state  $((\bar{b}b)(\bar{d}u) + e^-)$ , and then multiply this by four to account for the different top quark decay options (the  $p_T$  cut means the different masses have a negligible effect). Although the cross section is predominantly controlled by the size of  $D_{33}$ , the light quark couplings  $D_{11}, D_{22}$  have a mild affect by reducing the branching ratio  $\phi \rightarrow t\bar{\chi}_i$  and hence suppressing the cross section.

We also examined constraints from a similar ATLAS search for scharmions [300] rather than stops, searching for c-tagged jets plus missing energy in the region where the

<sup>1</sup>We do not include the cuts on the parameters  $am_{T2}$  and  $m_{T2}^\tau$ . From the published cut flows it can be seen that the effect of these cuts is of the order 10% and 2% respectively (although the former cut can have a more pronounced effect  $\sim 30\%$  on the `tN_med` cut choice).

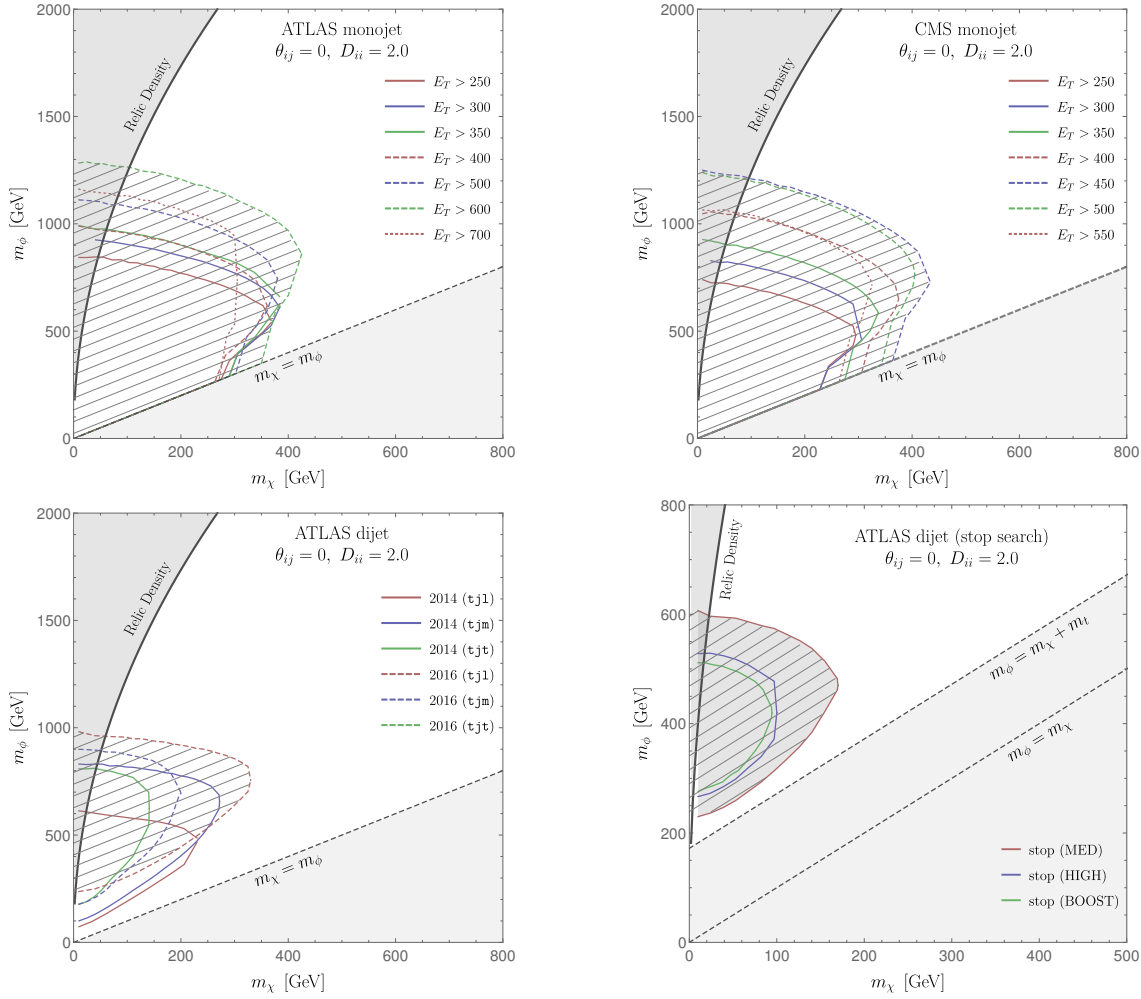


Figure 4.13: Exclusion regions for different signal regions in the ATLAS (top left) and CMS (top right) monojet analyses, ATLAS dijet searches (bottom left), and ATLAS stop searches (bottom right).

branching ratio  $\phi \rightarrow c\chi_i$  is large. The limits on  $m_{\phi,\chi}$  are similar to the stop search, and thus do not warrant further attention when compared to the dijet searches.

### 4.6.3 Collider Constraints within DMFV

We have now looked at three classes of analysis: monojet searches, dijet searches, and searches optimised for a stop. Within our model we have couplings to  $u$ ,  $c$ ,  $t$  (which we denote here by  $\lambda_{u,c,t}$ ) and the relative strengths of these dictate which signals will be dominant.

Compared to  $\lambda_u$ , the monojet and dijet processes are suppressed by pure  $\lambda_c$  (due to the charm parton distribution function (PDF)), but generally are enhanced by mixtures of  $\lambda_{u,c}$ . The coupling  $\lambda_t$  reduces the signals since they dominantly come from s-channel  $\phi$  resonances and thus the branching ratio to  $u$  and  $c$  jets is  $\propto (D_{33})^{-2}$

if  $\lambda_t \gg \lambda_{u,c}$ . The stop search only becomes relevant for large  $\lambda_t$  with  $\lambda_t/\lambda_{u,c} > 1$ , and increasing  $\lambda_{u,c}$  suppresses the signal as the branching fraction to top quarks is reduced.

- **Mostly up type:** The dominant signal will come from the monojet processes which have the least QCD suppression and which require an up quark in the initial state. Dijet searches are also sensitive but it tends to be the monojet which sets the better constraint.
- **Mostly charm type:** The monojet processes are enhanced by the presence of charm couplings, however as the up coupling is reduced the monojet processes become suppressed because of the charm PDF by around a factor 10–100. The dijet processes are very similar as for  $u$  quarks but the largest contributing diagram is again suppressed by the charm PDF. Both searches provide constraints.
- **Mostly top type:** The monojet signal depends primarily on  $\lambda_{u,c}$ , only indirectly on  $\lambda_t$  through the widths.  $\lambda_t$  can be probed through stop searches with jet multiplicities of  $\geq 4$ .

Colliders provide very powerful exclusions (up to the TeV scale in mediator mass), and cover the full model parameter space in coupling, although these can be significantly weakened by, for example, strong top couplings. The DM is produced *on shell*, and so the constraints are comparatively weak at high DM mass when compared with searches which depend on the cosmic abundance of DM; on the other hand the fact that the DM is produced in the collider releases any dependence on its abundance in the universe, thus allowing more powerful constraints on DM which has only a fraction of the full relic abundance (or none at all). Similarly, low mass DM is strongly excluded, whereas the most powerful astrophysical probe (direct detection) cannot detect much below the GeV scale due to kinematics.

When compared with the strongest direct detection limits, the collider limits are not as constraining, and this is not likely to change even with more luminosity and higher energy beams.

It is very difficult for a given parameter choice to determine the strongest bound from colliders, except in the extreme cases above, and one should therefore check all available searches as we have done. Due to the interplay between 1 and 2 jet processes, there is no obvious scaling behaviour of the cross section with the coupling parameters, these factors make implementing collider searches in an MCMC scan difficult and slow as each cross section must be numerically computed at each point in phase space.

Parameter	Range	Prior
$m_\chi / \text{GeV}$	$1-10^5$	Log-Uniform
$m_\phi / \text{GeV}$	$1-10^5$	Log-Uniform
$\theta_{ij}$	$0-\frac{\pi}{4}$	Uniform
$D_{ii}$	$10^{-2}-4\pi$	Log-Uniform

Table 4.4: Allowed ranges for the parameters used in the MCMC scan, along with the assumed prior likelihood, which is uniform on either a linear or logarithmic scale.

## 4.7 Results

We have aimed to produce a robust statistical analysis of the eight dimensional parameter space of the DMFV model, using the Bayesian inference tool MultiNest [301–303] and its Python interface PyMultiNest [304] with 5000 live points. The motivation for carrying out this analysis is twofold, firstly from a practical standpoint it enables very quick and efficient algorithms for scanning a large dimensional parameter space, allowing us to include all parameters in one analysis. Secondly, a rudimentary “hit-or-miss” analysis leaves a large region of parameter space allowed, which is not surprising given the flexibility of 8 free parameters, with a statistical result we can quantify the regions of parameter space which are allowed but very improbable given the errors of the experimental data. For clarity, we represent the allowed parameters as contours containing credible regions, using the method of [305]; using the posterior probability density function. The 1 and 2 sigma contours give an indication of the allowed parameter range, with containment probabilities of 68 % and 95 % respectively.

**Regarding the use of priors:** We make one note of caution regarding the results; the credible regions depend sensitively on the choice of priors for the parameters. This is not surprising since our constraints allow large regions of parameter space to be equally well allowed, and so the use of priors which bias the parameters to lower values (i.e. log-uniform compared with linearly uniform) is reflected in the final result. Nonetheless, we are careful to limit the statements made in the text to those which are independent of the choice of priors. In all figures the log-uniform priors have been used for the masses and for  $D_{ii}$ , as this represents the more conservative choice. The ranges and priors for the parameters of the scan are summarized in Table 4.4.

Our results are summarized in Figures 4.14 to 4.16 as  $2\sigma$  contours, and in Table 4.5 as one-dimensional  $1\sigma$  intervals. We consider three separate samples in which the DM (the lightest  $\chi$ ) is the first, second and third member of the triplet (denoted ‘up’,

‘charm’ and ‘top’ DM). Within each sample we present a low and high mass splitting (2% and 15%), which primarily distinguish the effects caused by coannihilation in the calculation of relic density, but affect all other bounds to some extent as we have explicitly included the masses in each.

As we see from Figure 4.14, the masses of the DM and mediator are both required to be in the TeV range, with upper limits in the tens of TeV. The DM and mediator masses are strongly correlated with the  $D_{ii}$ , as in Figure 4.14, due to the relic density and mixing bounds which both scale approximately as  $(D/m)^4$  in the high mass limit. Masses in the TeV range favour the  $D_{ii}$  to be  $\gtrsim \mathcal{O}(1)$ . The mixing angles are not well constrained in general;  $\theta_{ij} = 0$  is favoured, but the full range of angles are usually allowed with  $2\sigma$  credibility.

The  $D_{ii}$  themselves are highly correlated from the mixing constraints (see Figures 4.15 and 4.16) which depend on  $(\lambda\lambda^\dagger)_{12}$  which is approximately

$$(\lambda\lambda^\dagger)_{12} \approx \left( s_{13}s_{23}(D_{22}^2 - D_{11}^2) + s_{12}(D_{33}^2 - D_{11}^2) \right), \quad (4.7.1)$$

and so we see  $D_{11} \sim D_{33}$  (and less strongly  $D_{11} \sim D_{22}$ ). Because the correlation between  $D_{22}$  and  $D_{33}$  is less pronounced, the RD bound controls the behaviour and produces an anti-correlation, since the annihilation cross section scales like

$$\langle\sigma v\rangle_{\text{eff}} \propto (D_{11}^2 + D_{22}^2 + D_{33}^2)^2 \sim 3 \times 10^{-26} \text{ cm}^3 \text{ s}^{-1} \quad (4.7.2)$$

due to coannihilations, as such the trend is most pronounced for small mass splitting. This is seen in the range of  $D_{22}$  for the small splitting data in Figure 4.16.

In all cases, increasing the mass splitting reduces the available parameter space of the masses and couplings of the DM since the coannihilations and annihilations of the heavy particles have a reduced effect on the relic density (scaling with a Boltzmann factor  $\exp(-\Delta m)$ ). This allows less flexibility in the DM parameters whilst potentially opening up the allowed parameters of the heavy particles, since their couplings are out of reach of the astronomical constraints (indirect and direct searches) which are proportional to the relic density of the lightest  $\chi$  (scaling as  $\Omega^2$  and  $\Omega$  respectively). This effect can be clearly seen in the right panels of Figure 4.14, where the 2% splitting allows much smaller DM couplings compared with the 15% splitting, contrastingly in Figure 4.15 (middle right panel) the non DM coupling space opens up with a larger splitting. Of course, since we have fixed the mass splitting by hand, the heavy particle parameters are not totally free, and so the parameter space is still reduced by the constraints we consider.

Top quark threshold effects are absent in the MCMC scan, due to the high masses ( $m_\chi \gtrsim m_t$ ). Since  $m_\chi, m_\phi \gg m_t$  the three quarks are kinematically equivalent, and

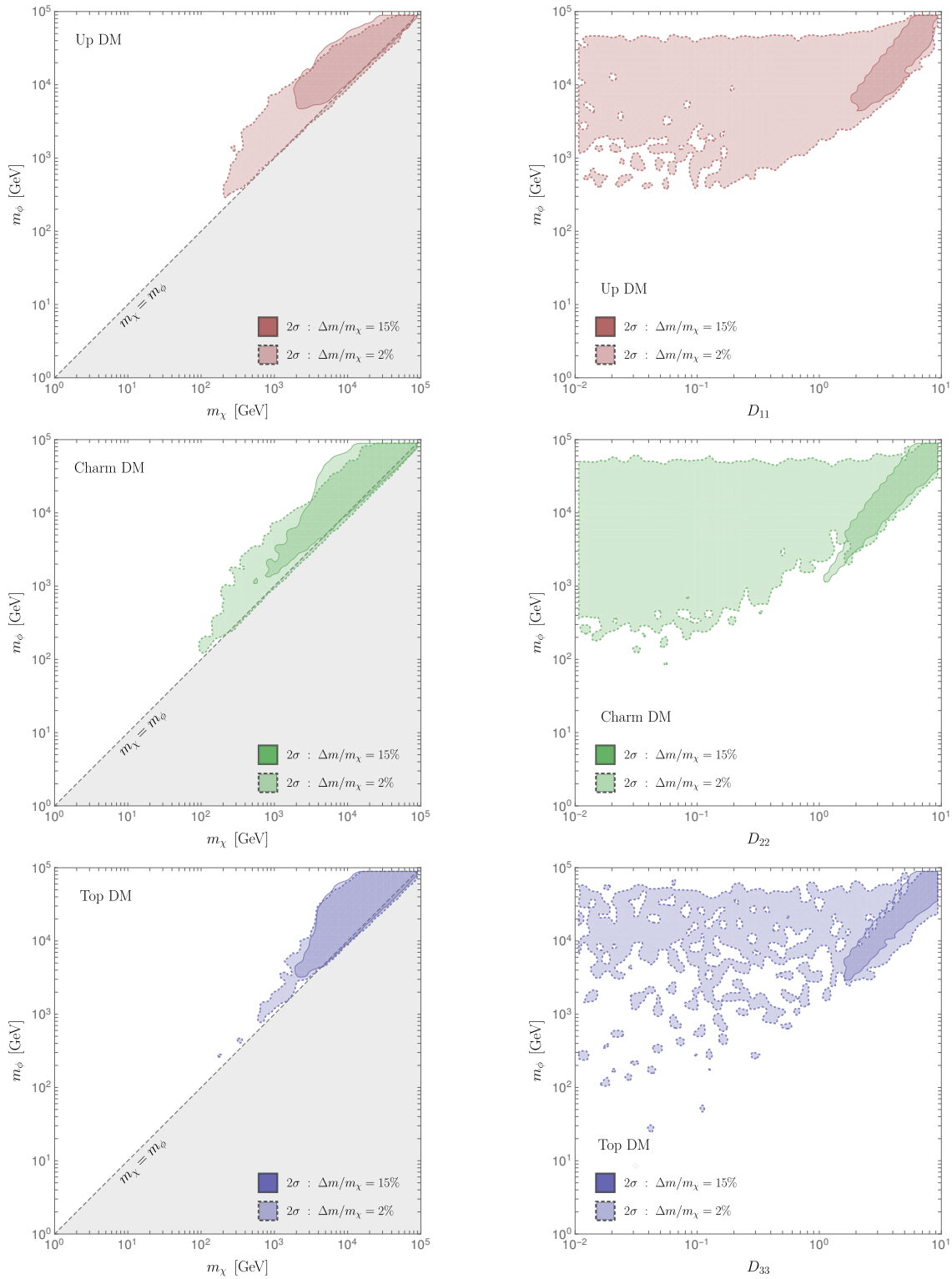


Figure 4.14: Credible regions ( $2\sigma$  contours) in the  $m_\chi - m_\phi$  plane (left) and  $D_{ii} - m_\phi$  (right) where the DM is  $\chi_1$  (top),  $\chi_2$  (middle) or  $\chi_3$  (bottom). Two values of a mass splitting are chosen, shown with solid and dashed contours respectively.

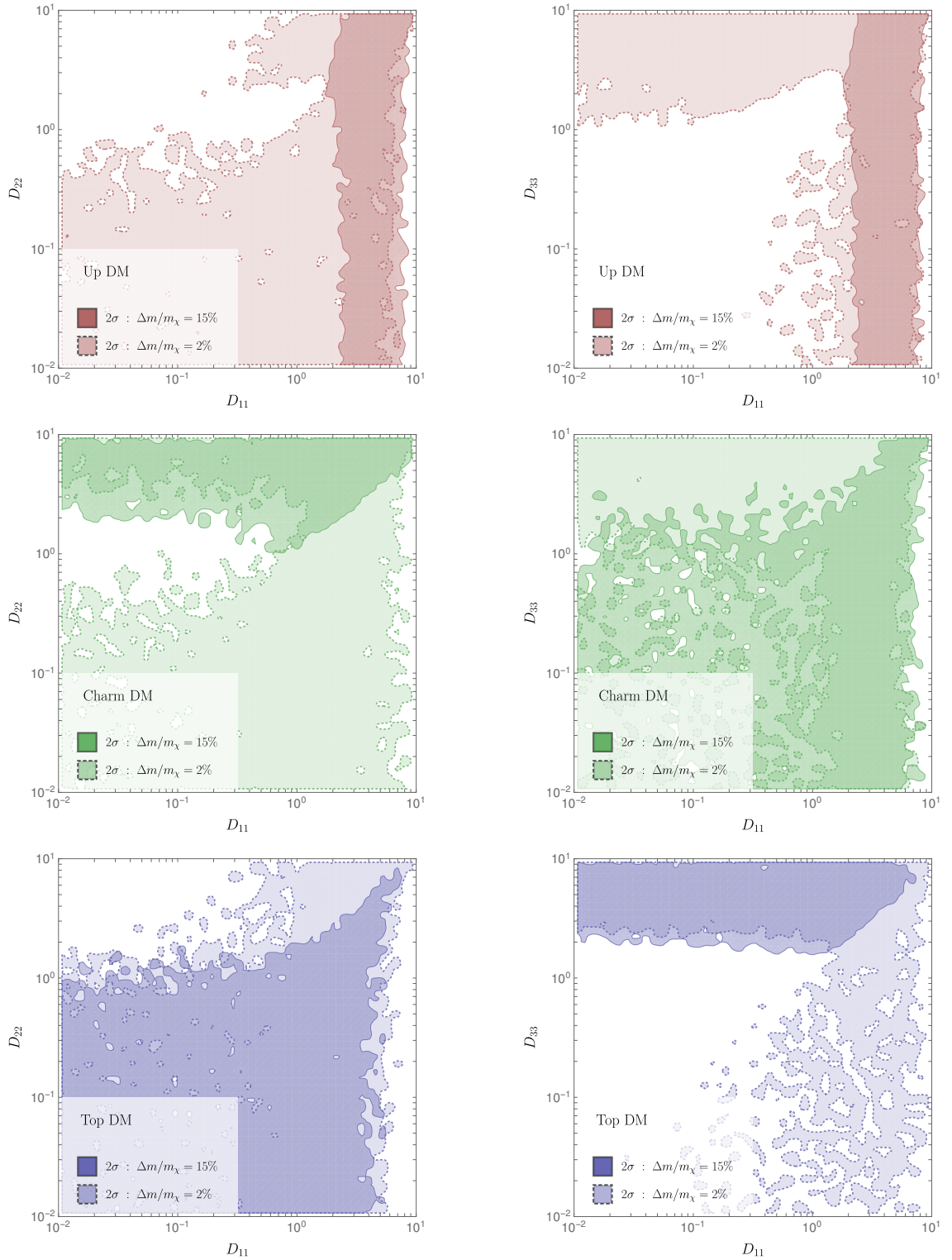


Figure 4.15: As for Figure 4.14 but for the  $D_{11} - D_{22}$  plane (left) and  $D_{11} - D_{33}$  (right), for two values of mass splitting (dashed shaded, and solid darker shaded respectively).

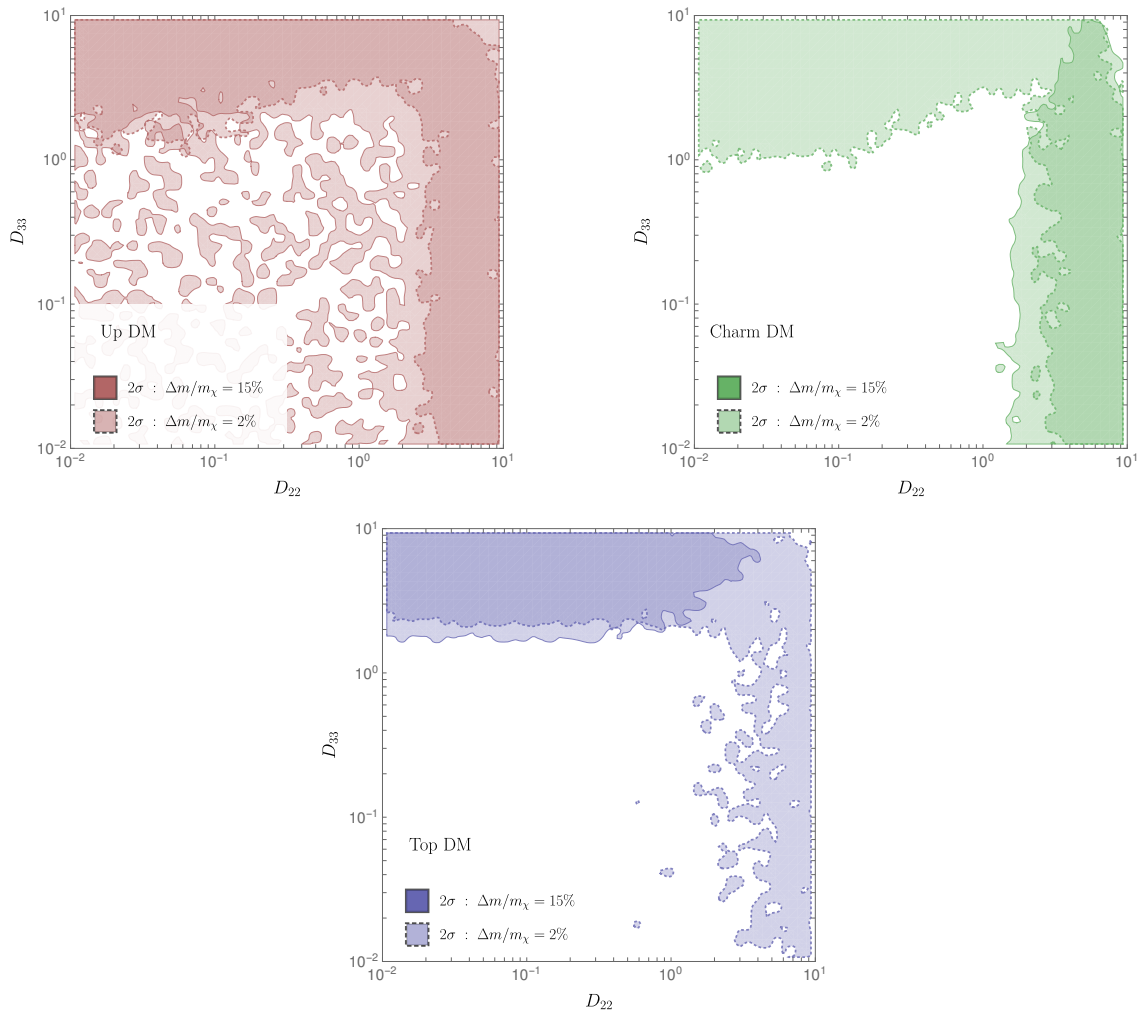


Figure 4.16: As for Figure 4.14 but for the  $D_{22} - D_{33}$  plane.



so the bounds are not strongly dependent on the flavour of DM. The main differences arise due to the quarks SM interactions which impact the DD and ID limits.

As described in Section 4.6, we have studied collider bounds on our model, but these were not directly incorporated into our MultiNest routine as these bounds are much more computationally intensive than the others. However, as we see from Figure 4.13, the collider bounds only rule out sub-TeV scale masses, even at large couplings and so we do not expect that a full likelihood function incorporating the LHC constraints would give significantly different results. As a test, we checked a sample of the points inside the 68% ( $1\sigma$ ) credible regions and found only a small minority (of order 1%) that would be excluded by collider data. We produce, for each parameter, a marginalized posterior integrated over the remaining 7 parameters. From this distribution we find the  $1\sigma$  credible interval. The results are shown in Table 4.5. This contains results for both uniform and log-uniform priors on  $D_{ii}$ ,  $m_\chi$  and  $m_\phi$ ; when the two cases are discrepant by  $> 1\sigma$  this is due to a flat posterior, and using the  $2\sigma$  band instead the two agree.

### 4.7.1 Constrained Scenarios

We consider two extensions to the previous results:

1. In Section 4.2.2 we found that the mass splitting which is generated through RG running of the DM self-energy is approximately proportional to  $D_{ii}^2$ , this motivates us to consider a scenario in which the couplings  $D_{ii}$  are correlated with the masses (thus introducing a coupling splitting  $\Delta D_{ii}/D_\chi \propto \Delta m_{ij}/m_\chi$ ). The reduced parameter space enforces almost degenerate couplings which leads to two important effects; firstly, it subjects all three  $\chi$  to the astrophysical constraints of indirect and direct detection, despite the heavier particles having no relic density. By this we mean that, upon fixing the mass splitting, any limits on the coupling strength of the relic particle are translated to restrict the non-relic particles. Secondly, because the  $D_{ii}$  are equal the mixing effects are naturally small and as a result the mixing angles are much less constrained as they do not need to be small to counteract flavour effects.

This scenario is representative of a model in which MFV is broken only slightly, since the couplings to quark flavours are roughly equal, differing due to the mixing angles and the small differences in the  $D_{ii}$ . It is actually only slightly less constrained in both mass and couplings than models in which flavour violation is allowed, which counteracts the naive assumption that without MFV, flavour observables restrict NP very high scales ( $\mathcal{O}(100\text{ TeV})$ ).

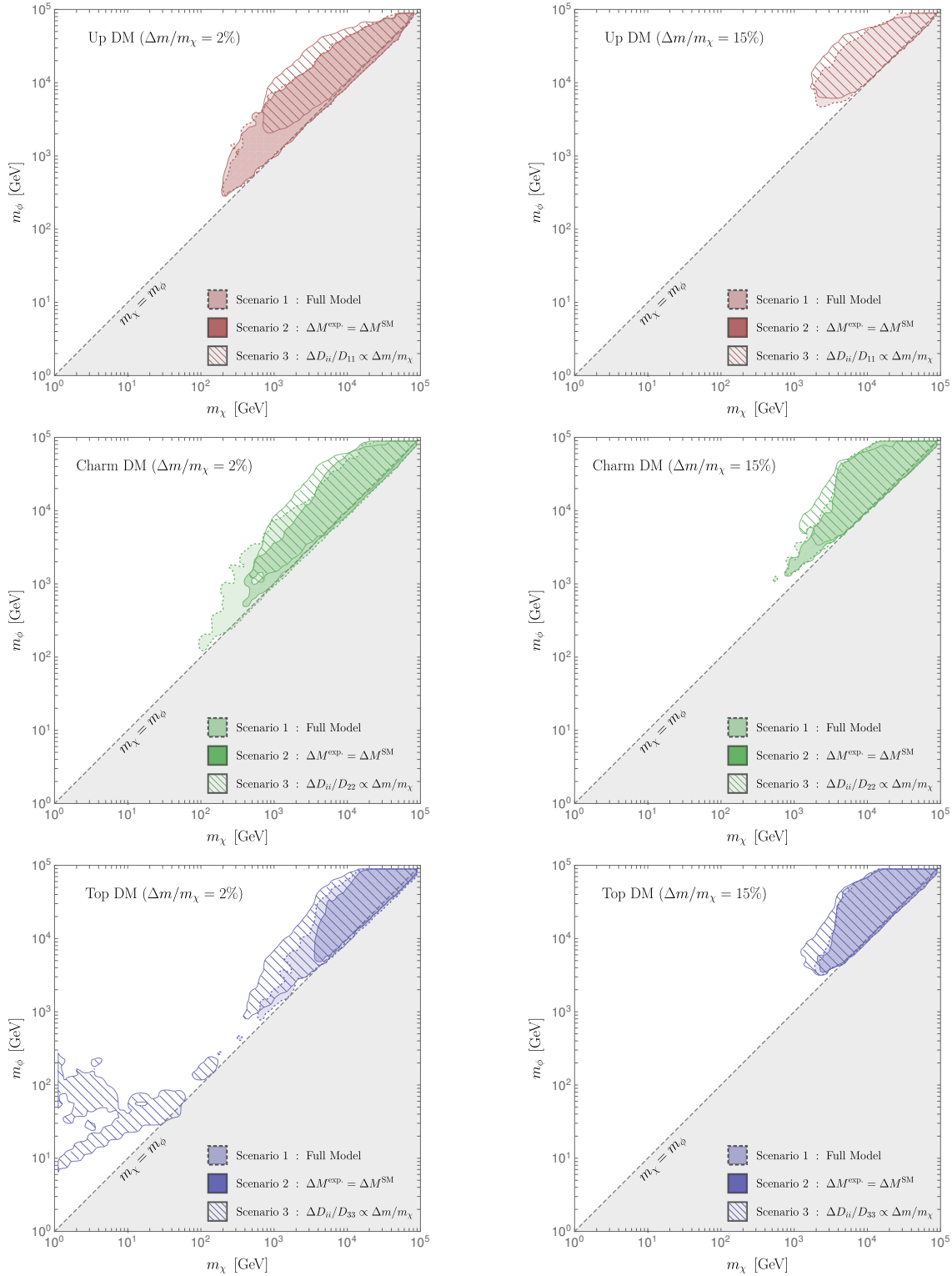


Figure 4.17: Comparison between  $2\sigma$  contours of the full MCMC scan and two extensions discussed in the text, for a mass splitting of 2% (left) or 15% (right).

2. When compared with the down type quark sector, flavour bounds are weaker due to  $D^0$  being less well measured and our conservative treatment in which we assume the SM contribution to  $D^0$  mixing is zero and the experimental value comes entirely from the new physics. This is not entirely unreasonable, since current short distance calculations of the observable are known to not reproduce the experimental result, nor is it completely reasonable, since long distance calculations are able to bring the SM into agreement.

To cover this caveat we consider a future scenario in which the SM calculation reproduces the experimental number (but the precision of the measurement stays at its current value). This is also conservative, since any interference terms between the SM and DMFV amplitude are likely to be large. The constraints on the mixing angles are more pronounced

Results for these two further scenarios are shown in Figure 4.17, and the  $1\sigma$  intervals in Tables 4.6 and 4.7.

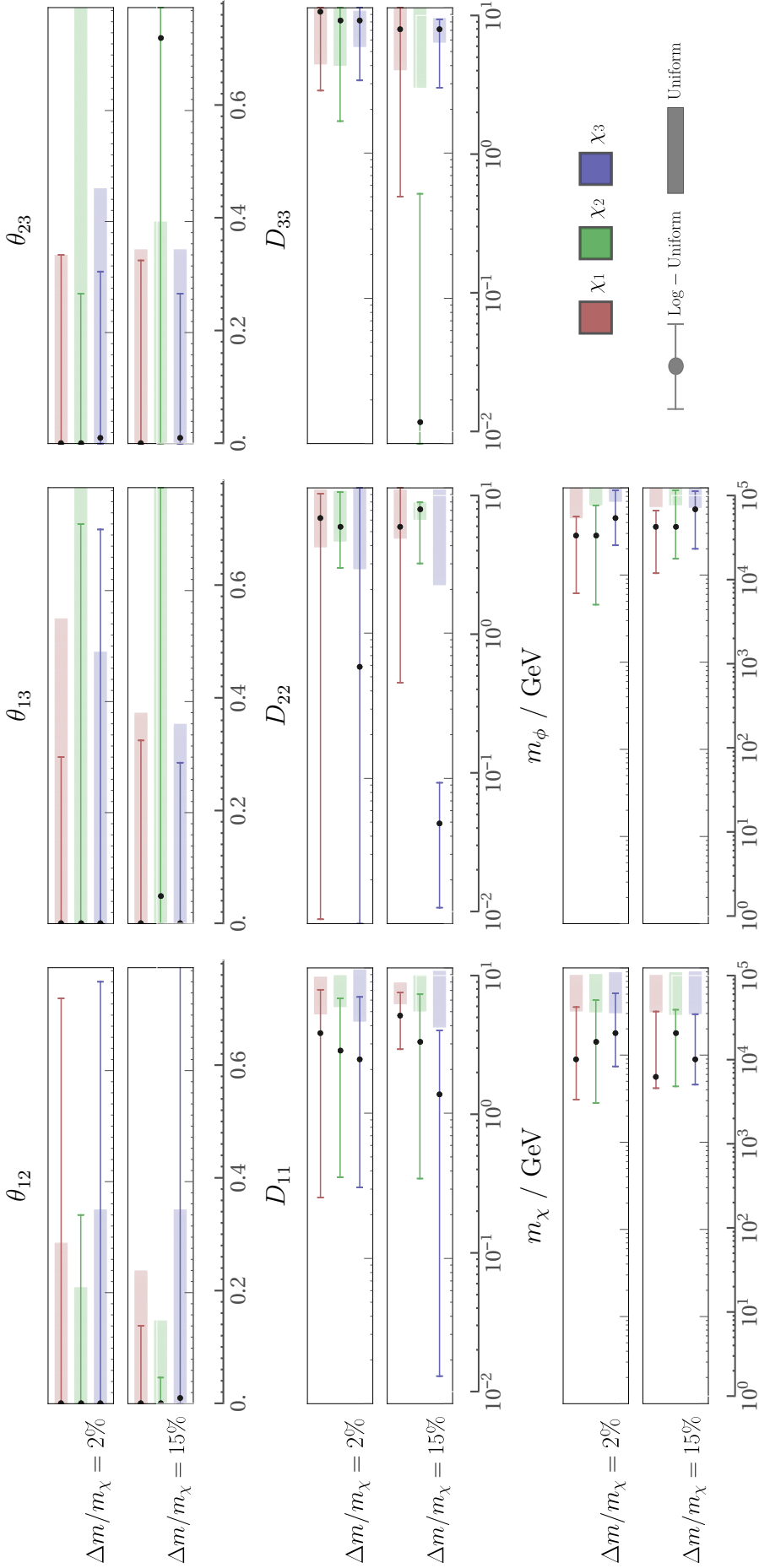


Table 4.5: The 1D 1 $\sigma$  credible intervals for all 8 parameters of the MCMC scan. Colours denote the DM flavour (red, green and blue for up, charm and top DM respectively). The two prior choices on  $D_{ii}$  and the masses (log-uniform vs uniform) are shown as lines and shaded regions respectively, the modal average of the log-uniform prior choice is shown as a dot. The two mass splitting cases are contained in different panels.

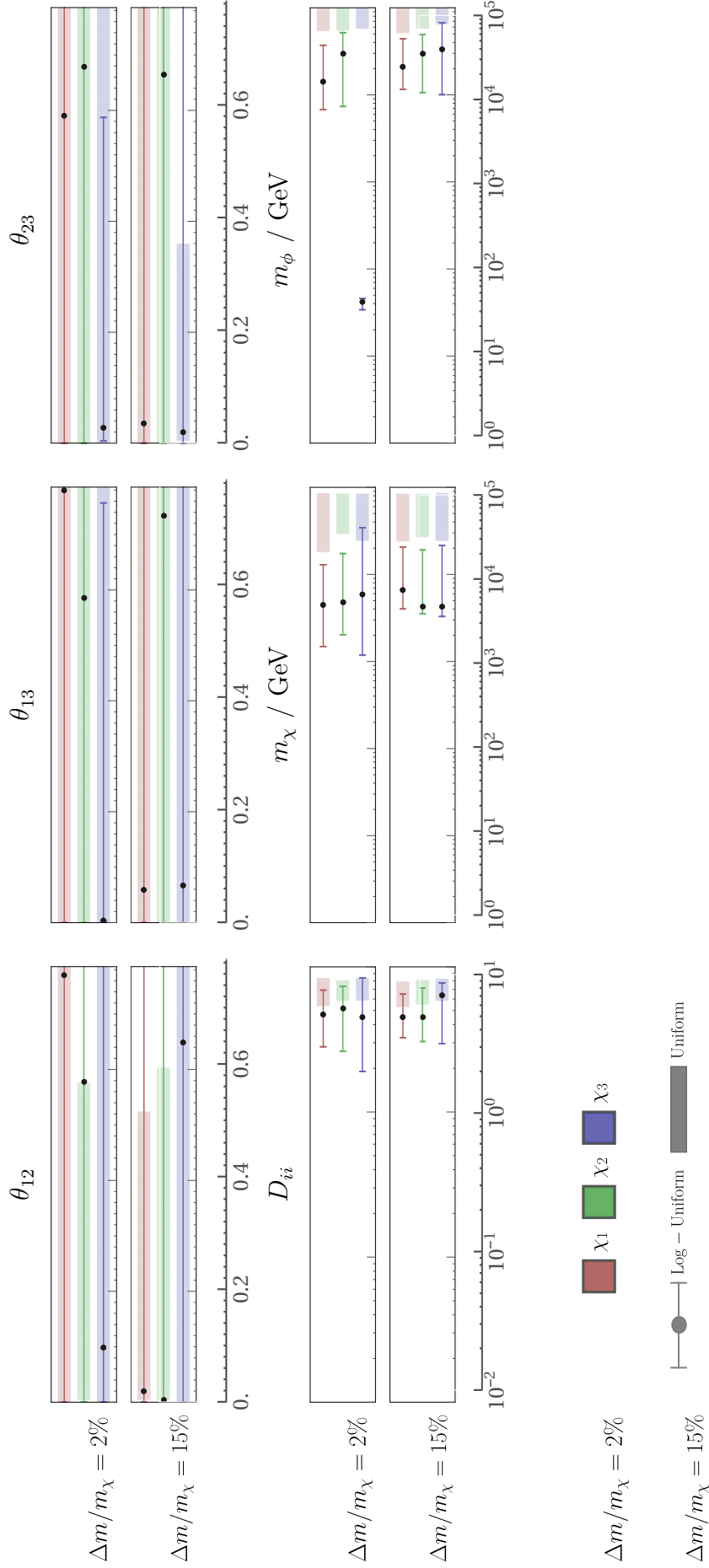


Table 4.6: The 1D  $1\sigma$  credible intervals for the 6 parameters of constrained scenario in which the  $D_{ii}$  splitting are proportional to the  $\Delta m / m_\chi$ . Colours denote the DM flavour (red, green and blue for up, charm and top DM respectively). The two prior choices on  $D_{ii}$  and the masses (log-uniform vs uniform) are shown as lines and shaded regions respectively, the modal average of the log-uniform prior choice is shown as a dot. The two mass splitting cases are contained in different panels.




Table 4.7: The 1D  $1\sigma$  credible intervals for a future scenario in which the SM prediction for the mixing matches the experimental value. Colours denote the DM flavour (red, green and blue for up, charm and top DM respectively). The two prior choices on  $D_{ii}$  and the masses (log-uniform vs uniform) are shown as lines and shaded regions respectively, the modal average of the log-uniform prior choice is shown as a dot. The two mass splitting cases are contained in different panels.

## 4.8 Summary

In this chapter we have analysed a model of dark matter, based on [248] but coupling to up type quarks, that goes beyond MFV in order to allow potentially large new effects in the flavour sector, and have seen how the combination of a wide range of constraints can be used to place limits on models of this type. We approached this task of combining many different constraints using the MCMC tool Multinest, which allowed us to place limits on the high dimensional parameter space of our particular model.

As we can see from Figure 4.14, the MCMC places lower bounds on the new particle masses of at least 1 TeV for Top DM, and a few hundred GeV for Up and Charm DM in certain cases. Our collider bounds (Figure 4.13) cannot further exclude Top DM, even in the case of strong couplings, but could remove a small area of allowed parameter space from the bottom end of the mass range in the case of Up/Charm DM.

In [250] the authors consider this model, but examined the region of parameter space with dominant top quark couplings. Our results in general agree with their conclusions if we look at their more focused parameter space. For example, they find strong constraints on  $\theta_{12}$  except in the case of some degeneracy in the  $D_{ii}$ , which we replicate. Similarly the strong constraints on DM mass from relic density and direct detection are reproduced. In their work, they explain how loop-level diagrams contributing to direct detection favour the dominant top coupling – however as we explain in Section 4.4, RG effects mean even when DM doesn't couple to up quarks directly, the mixing is substantial enough to weaken this conclusion (as long as the mediator mass is large enough).

Given the current level of data, the model we examine of flavoured DM coupling to up type quarks has large sections of its parameter space still allowed, so long as one considers large mass new particles. However, even without the complimentary collider results, the lower mass, phenomenologically interesting, regions of parameter space are disfavoured by flavour, relic density, and direct detection considerations.

The MFV assumption is frequently invoked in simplified models in order to evade potentially large flavour-violating effects. The level of robustness of this assumption varies considerably between up type and down type quark couplings in the DMFV model; for RH down type quarks strong flavour bounds do ensure that the assumption is a good one. However for couplings to RH up type quarks we have seen that in fact the flavour bounds are avoided in a large region of MFV-breaking parameter space. One particular future development could alter this picture however – if a precise theoretical prediction of  $D^0$  mixing observables could be obtained then either (a) a

significant discrepancy requiring new physics is present, or (b) the SM predictions are reproduced with a high precision. The former would motivate the exploration of models which go beyond MFV, and the latter would make the MFV assumption a necessary assumption of the DMFV simplified model if one wants to avoid some fine-tuning.



# Chapter 5

## Charming new physics in rare $B_s$ decays and mixing?

### 5.1 Introduction

As we have discussed in Section 1.2, flavour processes such as rare  $B$  decays are excellent probes of new physics at the electroweak scale and beyond, due to their strong suppression in the SM. We also mentioned (in Section 1.3.4) how there are interesting signs of a BSM effect in  $B \rightarrow K^{(*)} \mu^+ \mu^-$ , caused by a contact interaction of the form  $(\bar{s} \gamma^\mu P_L b)(\bar{\mu} \gamma_\mu \mu)$ . Explaining the effect requires destructive interference from BSM to reduce the Wilson coefficient  $C_9$  by  $\mathcal{O}(20\%)$ . As was mentioned, a wide variety of models with new particles have been proposed (see e.g. [101–109, 115, 117, 118, 121–126, 306–320]), which might in turn be part of a more comprehensive sector of new dynamics. Since the early signs of the anomalies (i.e. before  $R_{K^{(*)}}$ ) suggested a flavour universal interaction, and noting that in the SM about half of  $C_9$  comes from (short-distance) virtual-charm contributions, in this chapter we ask whether new physics affecting the quark-level  $b \rightarrow c \bar{c} s$  transitions could cause the anomalies by affecting rare  $B$  decays through a loop. The bulk of these effects would also be captured through an effective shift  $\Delta C_9(q^2)$ , with a possible dependence on the dilepton mass  $q^2$ . At the same time, such a scenario offers the exciting prospect of confirming the rare  $B$  decay anomalies through correlated effects in hadronic  $B$  decays into charm, with mixing observables such as the  $B_s$  meson width difference standing out as precisely measured [199, 321–323] and under reasonable theoretical control. This is in contrast with the  $Z'$  and leptoquark models usually considered, where correlated effects are typically restricted to other rare processes and are highly model dependent. Specific scenarios of hadronic new physics in the  $B$  widths have been considered previously [221, 324–326], while the possibility of virtual charm BSM

physics in rare semileptonic decay has been raised in [327] (see also [328]). As we will show, viable scenarios exist which can mimic a shift  $\Delta C_9 = -\mathcal{O}(1)$  while being consistent with all other observables. In particular, very strong renormalisation-group effects can generate large shifts in the (low-energy) effective  $C_9$  coupling from small  $b \rightarrow c\bar{c}s$  couplings at a high scale without conflicting with the measured  $B \rightarrow X_s\gamma$  branching ratio [329–336].

## 5.2 Charming new physics scenario

We consider a scenario where new physics affects the  $b \rightarrow c\bar{c}s$  transitions. This could be the case in models containing new scalars or new gauge bosons, or strongly coupled new physics. Such models will typically affect other observables, but in a model-dependent manner. For this paper, we restrict ourselves to studying the new effects induced by modified  $b \rightarrow c\bar{c}s$  couplings, leaving construction and phenomenology of concrete models for future work. We refer to this as the “charming BSM” (CBSM) scenario. As long as the mass scale  $M$  of new physics satisfies  $M \gg m_B$ , the modifications to the  $b \rightarrow c\bar{c}s$  transitions can be accounted for through a local effective Hamiltonian,

$$\mathcal{H}_{\text{eff}}^{c\bar{c}} = \frac{4G_F}{\sqrt{2}} V_{cs}^* V_{cb} \sum_{i=1}^{10} (C_i^c Q_i^c + C_i^{c'} Q_i^{c'}). \quad (5.2.1)$$

We choose our operator basis and renormalisation scheme to agree with [337] upon the substitution  $d \rightarrow b$ ,  $\bar{s} \rightarrow \bar{c}$ ,  $\bar{u} \rightarrow \bar{s}$ :

$$\begin{aligned} Q_1^c &= (\bar{c}^i \gamma_\mu P_L b^j)(\bar{s}^j \gamma^\mu P_L c^i), & Q_2^c &= (\bar{c}^i \gamma_\mu P_L b^i)(\bar{s}^j \gamma^\mu P_L c^j), \\ Q_3^c &= (\bar{c}^i P_L b^j)(\bar{s}^j P_R c^i), & Q_4^c &= (\bar{c}^i P_L b^i)(\bar{s}^j P_R c^j), \\ Q_5^c &= (\bar{c}^i \gamma_\mu P_R b^j)(\bar{s}^j \gamma^\mu P_L c^i), & Q_6^c &= (\bar{c}^i \gamma_\mu P_R b^i)(\bar{s}^j \gamma^\mu P_L c^j), \\ Q_7^c &= (\bar{c}^i P_R b^j)(\bar{s}^j P_R c^i), & Q_8^c &= (\bar{c}^i P_R b^i)(\bar{s}^j P_R c^j), \\ Q_9^c &= (\bar{c}^i \sigma_{\mu\nu} P_R b^j)(\bar{s}^j \sigma^{\mu\nu} P_R c^i), & Q_{10}^c &= (\bar{c}^i \sigma_{\mu\nu} P_R b^i)(\bar{s}^j \sigma^{\mu\nu} P_R c^j). \end{aligned} \quad (5.2.2)$$

The  $Q_i^{c'}$  are obtained by changing all the quark chiralities. These chirality flipped operators do not give any effect in  $C_9$ , and so we discard the  $Q_i^{c'}$  below. We split the Wilson coefficients into SM and BSM parts,

$$C_i^c(\mu) = C_i^{c,\text{SM}}(\mu) + \Delta C_i(\mu), \quad (5.2.3)$$

where  $C_i^{c,\text{SM}} = 0$  except for  $i = 1, 2$  and  $\mu$  is the renormalisation scale.

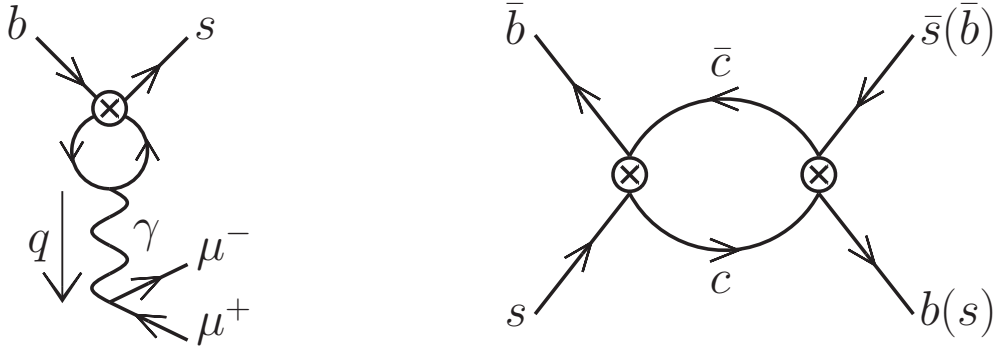


Figure 5.1: Leading CBSM contributions to rare decays (left), and to width difference  $\Delta\Gamma_s$  and lifetime ratio  $\tau(B_s)/\tau(B_d)$  (right).

### 5.3 Rare $B$ decays

The leading-order (LO), one-loop CBSM effects in radiative and rare semileptonic decays may be expressed through “effective” Wilson coefficient contributions  $\Delta C_9^{\text{eff}}(q^2)$  and  $\Delta C_7^{\text{eff}}(q^2)$  in an effective local Hamiltonian

$$\mathcal{H}_{\text{eff}}^{rsl} = -\frac{4G_F}{\sqrt{2}} V_{ts} V_{tb} \left( C_7^{\text{eff}}(q^2) Q_{7\gamma} + C_9^{\text{eff}}(q^2) Q_{9V} \right), \quad (5.3.1)$$

where  $q^2$  is the dilepton mass and

$$Q_{7\gamma} = \frac{em_b}{16\pi^2} (\bar{s}\sigma_{\mu\nu} P_R b) F^{\mu\nu}, \quad Q_{9V} = \frac{\alpha}{4\pi} (\bar{s}\gamma_\mu P_L b) (\bar{\ell}\gamma^\mu \ell).$$

For small  $q^2$  (in particular, well below the charm resonances),  $\Delta C_9^{\text{eff}}(q^2)$  and  $\Delta C_7^{\text{eff}}(q^2)$  govern the theoretical predictions for both exclusive ( $B \rightarrow K^{(*)} \ell^+ \ell^-$ ,  $B_s \rightarrow \phi \ell^+ \ell^-$ , etc.) and inclusive  $B \rightarrow X_s \ell^+ \ell^-$  decay, up to  $\mathcal{O}(\alpha_s)$  QCD corrections and power corrections to the heavy quark limit that we neglect in our leading-order analysis. Similarly,  $\Delta C_7^{\text{eff}}(0)$  determines radiative  $B$  decay rates. We will neglect the small CKM combination  $V_{us}^* V_{ub}$ , implying  $V_{cs}^* V_{cb} = -V_{ts}^* V_{tb}$ , and focus on real (CP-conserving) values for the  $C_i^c$ . From the diagram shown in Figure 5.1 (left) we then obtain

$$\Delta C_9^{\text{eff}}(q^2) = \left( C_{1,2}^c - \frac{C_{3,4}^c}{2} \right) h - \frac{2}{9} C_{3,4}^c, \quad (5.3.2)$$

$$\Delta C_7^{\text{eff}}(q^2) = \frac{m_c}{m_b} \left[ (4C_{9,10}^c - C_{7,8}^c) y + \frac{4C_{5,6}^c - C_{7,8}^c}{6} \right], \quad (5.3.3)$$

with  $C_{x,y}^c = 3\Delta C_x + \Delta C_y$  and the loop functions

$$h(q^2, m_c, \mu) = -\frac{4}{9} \left[ \ln \frac{m_c^2}{\mu^2} - \frac{2}{3} + (2+z)a(z) - z \right], \quad (5.3.4)$$

$$y(q^2, m_c, \mu) = -\frac{1}{3} \left[ \ln \frac{m_c^2}{\mu^2} - \frac{3}{2} + 2a(z) \right], \quad (5.3.5)$$

where  $a(z) = \sqrt{|z-1|} \arctan \frac{1}{\sqrt{z-1}}$  and  $z = 4m_c^2/q^2$ . Our numerical evaluation employs the charm pole mass.

We note that only the four Wilson coefficients  $\Delta C_{1-4}$  enter  $\Delta C_9^{\text{eff}}(q^2)$ . Conversely,  $\Delta C_7^{\text{eff}}(q^2)$  is given in terms of the other six Wilson coefficients  $\Delta C_{5-10}$ . The appearance of a one-loop,  $q^2$ -dependent contribution to  $C_7^{\text{eff}}$  is a novel feature in the CBSM scenario. Numerically, the loop function  $a(z)$  equals one at  $q^2 = 0$  and vanishes at  $q^2 = (2m_c)^2$ . The constant terms and the logarithm accompanying  $y(q^2, m_c)$  partially cancel the contribution from  $a(z)$  and they introduce a sizeable dependence on the renormalisation scale  $\mu$  and the charm quark mass. Since a shift of  $\Delta C_7^{\text{eff}}(q^2)$  is strongly constrained by the measured  $B \rightarrow X_s \gamma$  decay rate, we do not consider the coefficients  $\Delta C_{5-10}$  in the remainder and focus on the four coefficients  $\Delta C_{1-4}$ , which do not contribute to  $B \rightarrow X_s \gamma$  at 1-loop order. Higher-order contributions can be important if new physics generates  $\Delta C_i$  at the weak scale or beyond, as is typically expected. In this case large logarithms  $\ln M/m_B$  occur, requiring resummation. To leading-logarithmic accuracy, we find

$$\Delta C_7^{\text{eff}} = 0.02\Delta C_1 - 0.19\Delta C_2 - 0.01\Delta C_3 - 0.13\Delta C_4, \quad (5.3.6)$$

$$\Delta C_9^{\text{eff}} = 8.48\Delta C_1 + 1.96\Delta C_2 - 4.24\Delta C_3 - 1.91\Delta C_4, \quad (5.3.7)$$

if  $\Delta C_i$  are understood to be renormalized at  $\mu = M_W$  and  $\Delta C_{7,9}^{\text{eff}}$  at  $\mu = 4.2 \text{ GeV}$ . It is clear that  $\Delta C_1$  and  $\Delta C_3$  contribute (strongly) to rare semileptonic decay but only weakly to  $B \rightarrow X_s \gamma$ .

## 5.4 Mixing and lifetime observables

A distinctive feature of the CBSM scenario is that non-zero  $\Delta C_i$  affect not only radiative and rare semileptonic decays, but also tree-level hadronic  $b \rightarrow c\bar{c}s$  transitions. While the theoretical control over exclusive  $b \rightarrow c\bar{c}s$  modes is very limited at present, the decay width difference  $\Delta\Gamma_s$  and the lifetime ratio  $\tau(B_s)/\tau(B_d)$  stand out as being calculable in the HQE, via the diagrams shown in Figure 5.1 (right). For both observables, the heavy quark expansion gives rise to an operator product expansion in terms of local  $\Delta B = 2$  (for the width difference) or  $\Delta B = 0$  (for the lifetime ratio) operators. For the  $B_s$  width difference, we have  $\Delta\Gamma_s = 2|\Gamma_{12}^{s,\text{SM}} + \Gamma_{12}^{c\bar{c}}| \cos\phi_{12}^s$ ,

where the phase  $\phi_{12}^s$  is small. Neglecting the strange quark mass, we find

$$\begin{aligned} \Gamma_{12}^{cc} = & -G_F^2 (V_{cs}^* V_{cb})^2 m_b^2 M_{B_s} f_{B_s}^2 \frac{\sqrt{1-4x_c^2}}{576\pi} \times \\ & \left\{ \left[ 16(1-x_c^2)(4C_2^{c,2} + C_4^{c,2}) \right. \right. \\ & \quad + 8(1-4x_c^2)(12C_1^{c,2} + 8C_1^c C_2^c + 2C_3^c C_4^c + 3C_3^{c,2}) \\ & \quad \left. \left. - 192x_c^2(3C_1^c C_3^c + C_1^c C_4^c + C_2^c C_3^c + C_2^c C_4^c) \right] B_1 \right. \\ & \quad + 2(1+2x_c^2) \left( \frac{M_{B_s}}{m_b + m_s} \right)^2 \times \\ & \quad \left. (4C_2^{c,2} - 8C_1^c C_2^c - 12C_1^{c,2} - 3C_3^{c,2} - 2C_3^c C_4^c + C_4^{c,2}) B_3 \right\}, \end{aligned} \quad (5.4.1)$$

with  $x_c = m_c/m_b$ .  $B_1$  and  $B_3$  are defined as in Equation C.0.2 with values taken from [220]. For our numerical evaluation of  $\Gamma_{12}^{cc}$ , we split the Wilson coefficients according to Equation 5.2.3, subtract from the LO expression (Equation 5.4.1) the pure SM contribution and add the NLO SM expressions from [173–177, 207]. In general, a modification of  $\Gamma_{12}^{cc}$  also affects the semi-leptonic CP asymmetries. However, since we consider CP-conserving new physics in this paper and since the corresponding experimental uncertainties are still large, the semi-leptonic asymmetries will not lead to an additional constraint.

In a similar manner, for the lifetime ratio we find

$$\frac{\tau(B_s)}{\tau(B_d)} = \left( \frac{\tau(B_s)}{\tau(B_d)} \right)_{\text{SM}} + \left( \frac{\tau(B_s)}{\tau(B_d)} \right)_{\text{NP}}, \quad (5.4.2)$$

where the SM contribution is taken from [215] and

$$\begin{aligned} \left( \frac{\tau(B_s)}{\tau(B_d)} \right)_{\text{NP}} = & G_F^2 |V_{cb} V_{cs}|^2 m_b^2 M_{B_s} f_{B_s}^2 \tau_{B_s} \frac{\sqrt{1-4x_c^2}}{144\pi} \times \\ & \left\{ (1-x_c^2) \left[ (4C_{1,2}^{c,2} + C_{3,4}^{c,2}) B_1 + 6(4C_2^{c,2} + C_4^{c,2}) \epsilon_1 \right] \right. \\ & \quad \left. - 12x_c^2 \left[ C_{1,2}^c C_{3,4}^c B_1 + 6C_2^c C_4^c \epsilon_1 \right] \right. \\ & \quad \left. - (1+2x_c^2) \left( \frac{M_{B_s}}{m_b + m_s} \right)^2 \times \right. \\ & \quad \left. \left[ (4C_{1,2}^{c,2} + C_{3,4}^{c,2}) B_2 + 6(4C_2^{c,2} + C_4^{c,2}) \epsilon_2 \right] \right\}, \end{aligned} \quad (5.4.3)$$

subtracting the SM part and defining  $B_1$ ,  $B_2$ ,  $\epsilon_1$ ,  $\epsilon_2$  as in Equations C.0.3 and C.0.4 with values taken from our work in Chapter 6. We interpret the quark masses as  $\overline{\text{MS}}$  parameters at  $\mu = 4.2 \text{ GeV}$ .

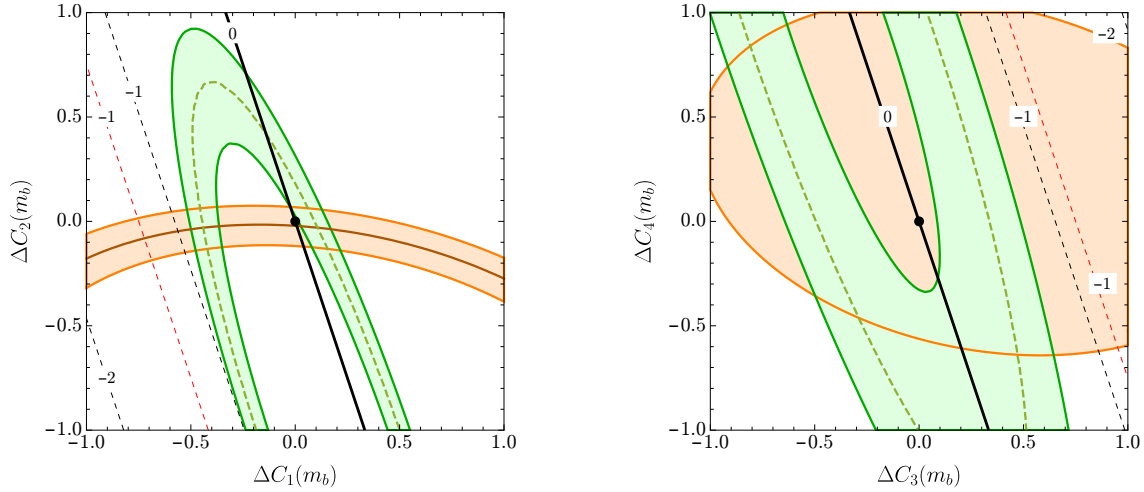


Figure 5.2: Mixing observables versus rare decays in the CBSM scenario, in the  $\Delta C_1 - \Delta C_2$  plane (left) and  $\Delta C_3 - \Delta C_4$  plane (right). All Wilson coefficients are renormalized at  $\mu = 4.2 \text{ GeV}$  and those not corresponding to either axis set to zero. The black dot corresponds to the SM, i.e.  $\Delta C_i = 0$ . The measured central value for the width difference is shown as brown (solid) line together with the  $1\sigma$  allowed region. The lifetime ratio measurement is depicted as green (dashed) line and band. Overlaid are contours of  $\Delta C_9^{\text{eff}}(5 \text{ GeV}^2) = -1, -2$  (black, dashed) and  $\Delta C_9^{\text{eff}}(2 \text{ GeV}^2) = -1, -2$  (red, dotted), as computed from Equation 5.3.2, and of  $\Delta C_9^{\text{eff}} = 0$  (black, solid).

## 5.5 Rare decays versus lifetimes – low-scale scenario

We are now in a position to confront the CBSM scenario with rare decay and mixing observables, as long as we consider renormalisation scales  $\mu \sim m_B$ . Then the logarithms inside the  $h$  function entering Equation 5.3.2 are small and our leading-order calculation should be accurate. Such a scenario is directly applicable if the mass scale  $M$  of the physics generating the  $\Delta C_i$  is not too far above  $m_B$ , such that  $\ln(M/m_B)$  is small. Figure 5.2 (left) shows the experimental  $1\sigma$  allowed regions for the width difference [338] and lifetime ratio [339] in the  $\Delta C_1 - \Delta C_2$  plane. The central values are attained on the brown (solid) and green (dashed) curves, respectively. The measured lifetime ratio and the width difference measurement can be simultaneously accommodated for different values of the Wilson coefficients: in the  $\Delta C_1 - \Delta C_2$  plane, we find the SM solution, as well as a solution around  $\Delta C_1 = -0.5$  and  $\Delta C_2 \approx 0$ . In the  $\Delta C_3 - \Delta C_4$  plane, we have a relatively broad allowed range, roughly covering the interval  $[-0.9, +0.7]$  for  $\Delta C_3$  and  $[-0.6, +1.1]$  for  $\Delta C_4$ . For further conclusions, a considerably higher precision in experiment and

theory is required for  $\Delta\Gamma_s$  and  $\tau(B_s)/\tau(B_d)$ . Also shown in the plot are contour lines for the contribution to the effective semileptonic coefficient  $\Delta C_9^{\text{eff}}(q^2)$ , both for  $q^2 = 2 \text{ GeV}^2$  and  $q^2 = 5 \text{ GeV}^2$ . We see that sizeable negative shifts are possible while respecting the measured width difference and the lifetime ratio. For example, a shift  $\Delta C_9^{\text{eff}} \sim -1$  as data may suggest could be achieved through  $\Delta C_1 \sim -0.5$  alone. Such a value for  $\Delta C_1$  may well be consistent with CP-conserving exclusive  $b \rightarrow c\bar{c}s$  decay data, where no accurate theoretical predictions exist. On the other hand,  $\Delta C_9^{\text{eff}}$  only exhibits a mild  $q^2$ -dependence. Distinguishing this from possible long-distance contributions would require substantial progress on the theoretical understanding of the latter.

We can also consider other Wilson coefficients, such as the pair  $(\Delta C_3, \Delta C_4)$  (right panel in Figure 5.2). A shift  $\Delta C_9^{\text{eff}} \sim -1$  is equally possible and consistent with the width difference, requiring only  $\Delta C_3 \sim 0.5$ .

## 5.6 High-scale scenario and RGE

### 5.6.1 RG enhancement of $\Delta C_9^{\text{eff}}$

If the CBSM operators are generated at a high scale then large logarithms  $\ln M/m_B$  appear. Their resummation is achieved by evolving the initial (matching) conditions  $C_i(\mu_0 \sim M)$  to a scale  $\mu \sim M_B$  according to the coupled renormalisation-group equations (RGE),

$$\mu \frac{dC_j}{d\mu}(\mu) = \gamma_{ij}(\mu) C_i(\mu), \quad (5.6.1)$$

where  $\gamma_{ij}$  is the anomalous dimension matrix. As is well known, the operators  $Q_i^c$  mix not only with  $Q_7$  and  $Q_9$ , but also with the 4 QCD penguin operators  $P_{3-6}$  and the chromodipole operator  $Q_{8g}$  (defined as in [340]), which in turn mix into  $Q_7$ . Hence the index  $j$  runs over 11 operators with  $\Delta B = -\Delta S = 1$  flavour quantum numbers in order to account for all contributions to  $C_7(\mu)$  that are proportional to  $\Delta C_i(\mu_0)$ . Most entries of  $\gamma_{ij}$  are known at LO [337, 340–354]; our novel results are ( $i = 3, 4$ )

$$\gamma_{Q_i^c \tilde{Q}_9}^{(0)} = \left( \frac{4}{3}, \frac{4}{9} \right)_i, \quad \gamma_{Q_i^c P_4}^{(0)} = \left( 0, -\frac{2}{3} \right)_i, \quad \gamma_{Q_i^c Q_7}^{\text{eff}(0)} = \left( 0, \frac{224}{81} \right)_i, \quad (5.6.2)$$

where  $\tilde{Q}_9 = (4\pi/\alpha_s)Q_{9V}(\mu)$  and  $\gamma_{Q_i^c Q_7}^{\text{eff}(0)}$  requires a two-loop calculation. (See Appendix F for further technical information.) Solving the RGE for  $\mu_0 = M_W$ ,

$\mu = 4.2 \text{ GeV}$ , and  $\alpha_s(M_Z) = 0.1181$  results in the CBSM contributions

$$\begin{pmatrix} \Delta C_1(\mu) \\ \Delta C_2(\mu) \\ \Delta C_3(\mu) \\ \Delta C_4(\mu) \\ \Delta C_7^{\text{eff}}(\mu) \\ \Delta C_9^{\text{eff}}(\mu) \end{pmatrix} = \begin{pmatrix} 1.12 & -0.27 & 0 & 0 \\ -0.27 & 1.12 & 0 & 0 \\ 0 & 0 & 0.92 & 0 \\ 0 & 0 & 0.33 & 1.91 \\ 0.02 & -0.19 & -0.01 & -0.13 \\ 8.48 & 1.96 & -4.24 & -1.19 \end{pmatrix} \begin{pmatrix} \Delta C_1(\mu_0) \\ \Delta C_2(\mu_0) \\ \Delta C_3(\mu_0) \\ \Delta C_4(\mu_0) \end{pmatrix}. \quad (5.6.3)$$

A striking feature are the large coefficients in the  $\Delta C_9^{\text{eff}}$  case, which are  $\mathcal{O}(1/\alpha_s)$  in the logarithmic counting. The largest coefficients appear for  $\Delta C_1$  and  $\Delta C_3$ , which at the same time practically do not mix into  $C_7^{\text{eff}}$ . This means that small values  $\Delta C_1 \sim -0.1$  or  $\Delta C_3 \sim 0.2$  can generate  $\Delta C_9^{\text{eff}}(\mu) \sim -1$  while having essentially no impact on the  $B \rightarrow X_s \gamma$  decay rate. Conversely, values for  $\Delta C_2$  or  $\Delta C_4$  that lead to  $\Delta C_9^{\text{eff}} \sim -1$  lead to large effects in  $C_7^{\text{eff}}$  and  $B \rightarrow X_s \gamma$ .

### 5.6.2 Phenomenology for high NP scale

The situation in various two-parameter planes is depicted in Figure 5.3, where the  $1\sigma$  constraint from  $B \rightarrow X_s \gamma$  is shown as blue, straight bands. (We implement it by splitting  $\mathcal{B}(B \rightarrow X_s \gamma)$  into SM and BSM parts and employ the numerical result and theory error from [355] for the former. The experimental result is taken from [356].) The top row corresponds to Figure 5.2, but contours of given  $\Delta C_9$  lie much closer to the origin. All six panels testify to the fact that the SM is consistent with all data when leaving aside the question of rare semileptonic  $B$  decays – the largest pull stems from the fact that the experimental value for  $\tau(B_s)/\tau(B_d)$  is just under 1.5 standard deviations below the SM expectation, such that the black (SM) point is less than  $0.5\sigma$  outside the green area. Our main question now is: can we have a new contribution  $\Delta C_9^{\text{eff}} \sim -1$  to rare semileptonic decays, while being consistent with the bounds stemming from  $b \rightarrow s\gamma$ ,  $\Delta\Gamma_s$  and  $\tau(B_s)/\tau(B_d)$ ? This is clearly possible (indicated by the yellow star in the plots) if we have a new contribution  $\Delta C_3 \approx 0.2$ , see the three plots of the  $\Delta C_i - \Delta C_3$  planes in Figure 5.3 (right on the top row, left on the middle row and left on the lower row). In these cases, the  $\Delta C_9^{\text{eff}} \sim -1$  solution is even favoured compared to the SM solution. A joint effect in  $\Delta C_2 \approx -0.1$  and  $\Delta C_4 \approx 0.3$  can also accommodate our desired scenario (see the right plot on the lower row), while new BSM effects in the pairs  $\Delta C_1, \Delta C_2$  and  $\Delta C_1, \Delta C_4$  alone are less favoured. One could also consider three or all four  $\Delta C_i$  simultaneously.



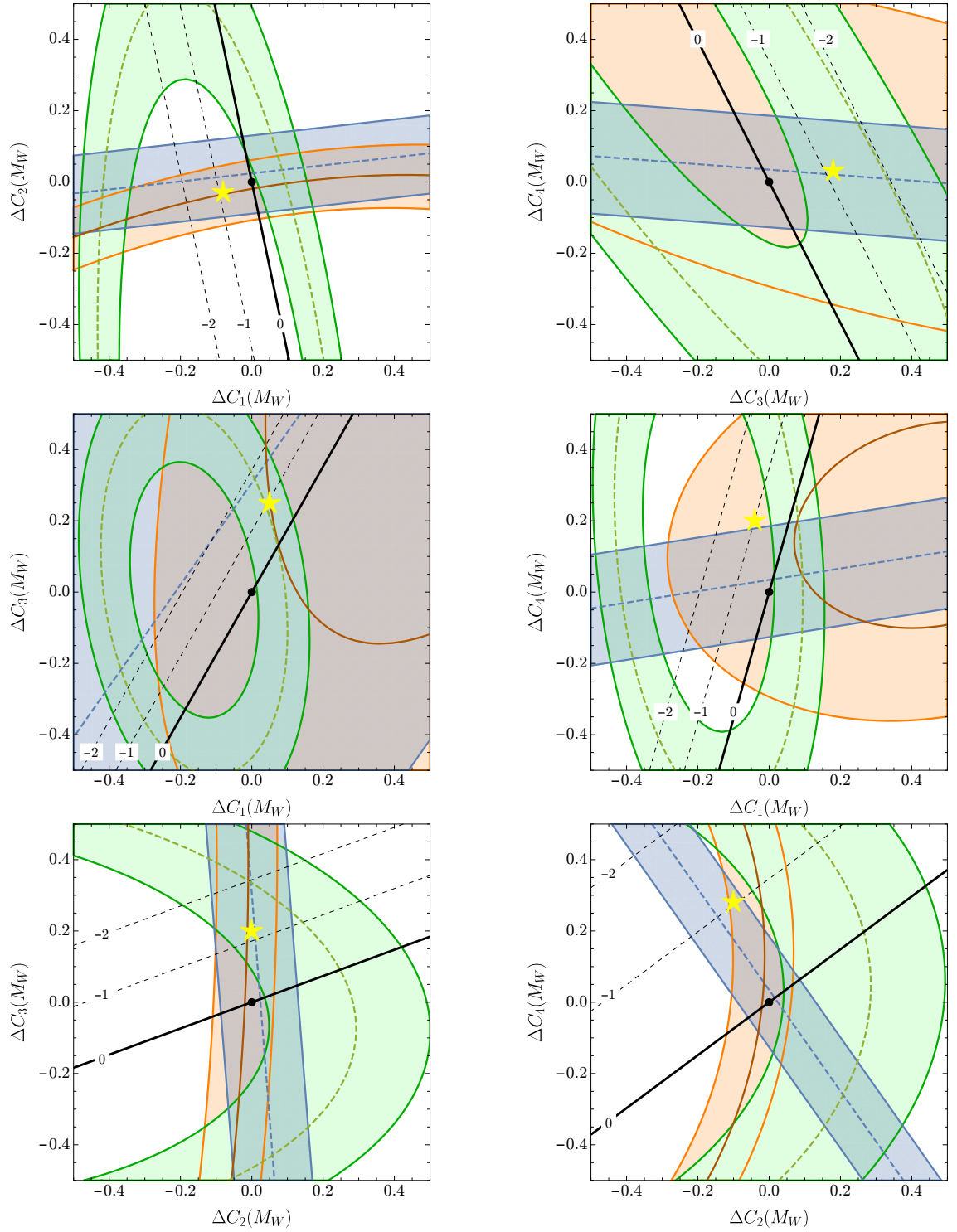


Figure 5.3: Mixing observables versus rare decays, for  $\Delta C_i$  renormalized at  $\mu_0 = M_W$ . Colour coding as in Figure 5.2,  $B \rightarrow X_s \gamma$  constraint shown in addition (straight blue bands).

### 5.6.3 Implications for UV physics

Our model-independent results are well suited to study the rare  $B$  decay and lifetime phenomenology of UV completions of the Standard Model. Any such completion may include extra UV contributions to  $C_7(M)$  and  $C_9(M)$ , correlations with other flavour observables, collider phenomenology, etc.; the details are highly model-dependent and beyond the scope of our model-independent analysis. Here we restrict ourselves to some basic sanity checks.

Taking the case of  $\Delta C_1(M) \sim -0.1$  corresponds to a naive ultraviolet scale

$$\Lambda \sim \left( \frac{4G_F}{\sqrt{2}} |V_{cs}^* V_{cb}| \times 0.1 \right)^{-1/2} \sim 3 \text{ TeV}.$$

This effective scale could arise in a weakly-coupled scenario from tree-level exchange of new scalar or vector mediators, or at loop level in addition from fermions; or the effective operator could arise from strongly-coupled new physics. For a tree-level exchange,  $\Lambda \sim M/g_*$  where  $g_* = \sqrt{g_1 g_2}$  is the geometric mean of the relevant couplings. For weak coupling  $g_* \sim 1$ , this then gives  $M \sim 3 \text{ TeV}$ . Particles of such mass are certainly allowed by collider searches if they do not couple (or only sufficiently weakly) to leptons and first-generation quarks. Multi-TeV weakly coupled particles are also not generically in violation of electroweak precision tests of the SM. Loop-level mediation would require mediators close to the weak scale which may be problematic and would require a specific investigation; this is of course unsurprising given that  $b \rightarrow c\bar{c}s$  transitions are mediated at tree level in the SM. The same would be true in a BSM scenario that mimics the flavour suppressions in the SM (such as MFV models). Conversely, in a strongly-coupled scenario we would have  $M \sim g_* \Lambda \sim 4\pi \Lambda \sim 30 \text{ TeV}$ . This is again safe from generic collider and precision constraints, and a model-specific analysis would be required to say more.

Finally, as all CBSM effects are lepton-flavour-universal, they cannot on their own account for departures of the lepton flavour universality parameters  $R_{K^{(*)}}$  [87] from the SM values as suggested by current experimental measurements [84, 85, 357]. However, even if those departures are real, they may still be caused by direct UV contributions to  $\Delta C_9$ . For example, as shown in [96], a scenario with a muon-specific contribution  $\Delta C_9^\mu = -\Delta C_{10}^\mu \sim -0.6$  and in addition a lepton-universal contribution  $\Delta C_9 \sim -0.6$ , which may have a CBSM origin, is perfectly consistent with all rare  $B$  decay data, and in fact marginally preferred.

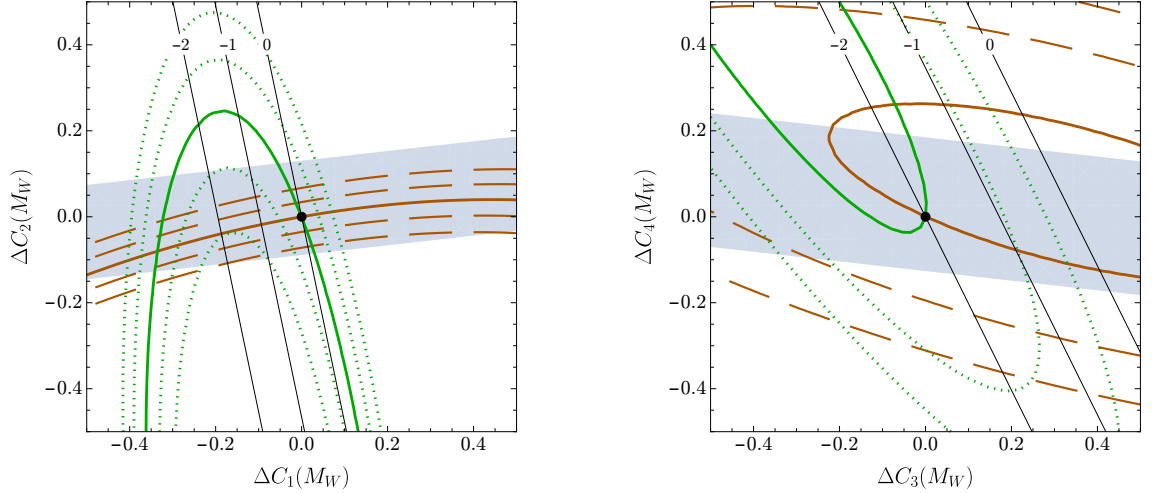


Figure 5.4: Future prospects for mixing observables. Dashed: contours of constant width difference, dotted: contours of constant lifetime ratio. See text for discussion.

## 5.7 Prospects and summary

The preceding discussion suggests that a precise knowledge of width difference and lifetime ratio, as well as  $\mathcal{B}(B \rightarrow X_s \gamma)$ , can have the potential to identify and discriminate between different CBSM scenarios, or rule them out altogether. This is illustrated in Figure 5.4, showing contour values for future precision both in mixing and lifetime observables. In each panel, the solid (brown and green) contours correspond to the SM central values of the width difference and lifetime ratio (respectively). The spacing of the accompanying contours is such that the area between any two neighbouring contours corresponds to a prospective  $1\sigma$ -region, assuming a combined (theoretical and experimental) error on the lifetime ratio of 0.001 and a combined error on  $\Delta\Gamma_s$  of 5% (theory is already there for the lifetime ratio, and experiment for  $\Delta\Gamma$ ). The assumed future errors are ambitious but seem feasible with expected experimental and theoretical progress. Overlaid is the (current)  $B \rightarrow X_s \gamma$  constraint (blue). The figure indicates that a discrimination between the SM and the scenario where  $\Delta C_9 \approx -1$ , while  $\mathcal{B}(B \rightarrow X_s \gamma)$  is SM-like is clearly possible. A crucial role is played by the lifetime ratio  $\tau(B_s)/\tau(B_d)$ : in e.g. the  $\Delta C_3 - \Delta C_4$  case a  $1\sigma$  deviation of the lifetime ratio almost coincides with the  $\Delta C_9 = -1$  contour line; a further precise determination of  $\Delta\Gamma_s$  could then identify the point on this line chosen by nature. Further progress on  $B \rightarrow X_s \gamma$  in the Belle II era would provide complementary information.

In summary, we have given a comprehensive, model-independent analysis of BSM effects in partonic  $b \rightarrow c\bar{c}s$  transitions (CBSM scenario) in the CP-conserving case, focusing on those observables that can be computed in a heavy quark expansion.

An effect in rare semileptonic  $B$  decays compatible with hints from current LHCb and  $B$ -factory data can be generated, while satisfying the  $B \rightarrow X_s \gamma$  constraint. It can originate from different combinations of  $b \rightarrow c \bar{c} s$  operators. The required Wilson coefficients are so small that constraints from  $B$  decays into charm are not effective, particularly if new physics enters at a high scale; then large renormalisation-group enhancements are present. Likewise, there are no obvious model-independent conflicts with collider searches or electroweak precision observables. A more precise measurement of mixing observables and lifetime ratios, at a level achievable at LHCb, may be able to confirm (or rule out) the CBSM scenario, and to discriminate between different BSM couplings. Finally, all CBSM effects are lepton-flavour-universal; the current  $R_K$  and  $R_{K^*}$  anomalies would either have to be mismeasurements or require additional lepton-flavour-specific UV contribution to  $C_9$ ; such a combined scenario has been shown elsewhere [96] to be consistent with all rare  $B$  decay data and also presents the most generic way for UV physics to affect rare decays. With the stated caveats, our conclusions are rather model independent. It would be interesting to construct concrete UV realizations of the CBSM scenario, which almost certainly will affect other observables in a correlated, but model-dependent manner.

# Chapter 6

## Dimension-six matrix elements from sum rules

### 6.1 Introduction

As we have seen in Section 2.4.2, the SM contribution to meson mixing arises at the 1-loop level and is both CKM and GIM suppressed. This makes these observables highly sensitive to new physics contributions (an issue which we will explore further in Chapter 7), and so a precise knowledge of the theoretical predictions is very important. The SM calculation can be factorised into a perturbative calculation of the Wilson coefficients and a non perturbative part coming from the matrix elements of effective operators that contribute to mixing. While the perturbative part (of which we showed the leading order calculation at the start of this thesis) is known up to NLO in QCD, and the first steps towards the NNLO QCD corrections have recently been done [222], the dominant uncertainty comes from the non perturbative part of the calculation. These hadronic matrix elements are usually determined by lattice simulations and results for the leading dimension-six operators are available from several collaborations [181, 217, 358]. Using the most recent result [217], a small tension at the level of  $2\sigma$  arises for  $B_s$  mixing (see [217] and Chapters 3 and 7). Given the important nature of  $B_s$  mixing observables in constraining new physics with a non-trivial flavour structure, it is important to try and settle this issue. An independent determination of the matrix elements is an important step in this direction, which we will take in this chapter.

QCD sum rules [359, 360] provide an alternative way to determine hadronic quantities – this approach employs quark-hadron duality and the analyticity of Green functions, as opposed to a numerical solution of the QCD path integral as done by lattice

groups. Since its sources of uncertainty are entirely different from lattice simulations, sum rule analyses can provide truly independent results.

We determine the hadronic matrix elements of the dimension-six  $\Delta B = 2$  operators for  $B$  mixing from a sum rule for three-point correlators first introduced in [361]. Since the sum rule is valid at scales  $\mu_p \sim 1.5 \text{ GeV}$  which are much smaller than the bottom quark mass, we formulate the sum rule in HQET. We then run the HQET matrix elements up to a scale  $\mu_m$  of the order of the bottom quark mass where the matching to QCD can be performed without introducing large logarithms. Earlier sum rule results are available for the SM operator  $Q_1$  [362, 363] and condensate corrections have been computed for dimension-six [363–366] and dimension-seven [364] operators. We can apply the same technique for a variety of other operators, and so we also study dimension-six operators that contribute to mixing in the charm sector and to the lifetimes of  $B$  and  $D$  mesons, since, as we explain below, these are much needed results.

The theory calculation for the mixing induced width differences and the meson lifetimes are based on the HQE, which was covered in Section 2.2. As we saw in Chapter 3, violations of quark-hadron duality in the HQE are currently limited to around 20% by the current agreement between experiment and theory. As was discussed there as well, lifetimes provide an excellent testing ground for the HQE, but this is hindered by the availability of up to date calculations of the relevant non-perturbative parameters as these are the dominant uncertainties here (for a review of the calculation of meson lifetimes, see e.g. [367]). For  $B$  mesons, the most recent calculation comes from a conference proceedings in 2001 [216], while for  $D$  mesons the calculation has never been done and so the corresponding SM prediction has a very large uncertainty [230].

In the charm sector the validity of the HQE is rather uncertain due to the smaller charm mass ( $m_c \sim m_b/3$ ). The direct translation of the predictions for  $B$  mixing fails by several orders of magnitude [229], but it has been argued that higher-dimensional contributions can lift the severe GIM suppression and potentially explain the size of mixing observables [225, 226, 229, 231, 232]. For  $D$  meson lifetimes, while the uncertainty is large, the central value agrees well with experiment and so there is no immediate sign of a breakdown of the HQE.

The outline of this chapter is as follows: In Section 6.2 we describe the details of the QCD-HQET matching computation focussing on  $\Delta B = 2$  operators. The sum rule and the calculation of the three-point correlators are discussed in Section 6.3. Our results for the matrix elements are presented in Section 6.4 and compared to other recent works. In Section 6.5 we study  $\Delta B = 0$  operators and ratios of  $B$  meson lifetimes. We determine the matrix elements of  $\Delta C = 0, 2$  operators in Section 6.6

and update the HQE result for the  $D^+ - D^0$  lifetime ratio using these results. Finally, we summarise our results in Section 6.7.

## 6.2 QCD-HQET matching for $\Delta B = 2$ operators

We perform the matching computation between QCD and HQET operators at the 1-loop level. The details of the computation are described in Section 6.2.1 for the  $\Delta B = 2$  operators. Our results for the matching of the operators and bag parameters are given in Section 6.2.2 and Section 6.2.3, respectively.

### 6.2.1 Setup

The matching calculation for the SM operator  $Q_1$  appearing in  $\Delta M_s$  has been performed in [368–370]. We compute the matching coefficients of the full dimension-six  $\Delta B = 2$  operator basis needed for  $\Delta M_s$  in BSM theories and for  $\Delta\Gamma_s$  in the SM. We work in dimensional regularization with  $d = 4 - 2\epsilon$  and an anti-commuting  $\gamma^5$  (NDR scheme). We consider the following operators in QCD

$$\begin{aligned} Q_1 &= (\bar{b}_i \gamma_\mu (1 - \gamma^5) q_i) (\bar{b}_j \gamma^\mu (1 - \gamma^5) q_j), \\ Q_2 &= (\bar{b}_i (1 - \gamma^5) q_i) (\bar{b} (1 - \gamma^5) b), \quad Q_3 = (\bar{b}_i (1 - \gamma^5) q_j) (\bar{b}_j (1 - \gamma^5) q_i), \\ Q_4 &= (\bar{b}_i (1 - \gamma^5) q_i) (\bar{b} (1 + \gamma^5) b), \quad Q_5 = (\bar{b}_i (1 - \gamma^5) q_j) (\bar{b}_j (1 + \gamma^5) q_i). \end{aligned} \quad (6.2.1)$$

To fix the renormalisation scheme we also have to specify a basis of evanescent operators [371–373] – we do this following [173]. Evanescent operators are those with Dirac structures that vanish in  $d = 4$  dimensions, but whose matrix elements do not necessarily vanish beyond tree-level. The explicit form of our choice of evanescent operators can be found in Appendix G.1. On the HQET side, we have the operators

$$\begin{aligned} \tilde{Q}_1 &= (\bar{h}_i^{\{(+)} \gamma_\mu (1 - \gamma^5) q_i) (\bar{h}_j^{(-)\}} \gamma^\mu (1 - \gamma^5) q_j), \\ \tilde{Q}_2 &= (\bar{h}_i^{\{(+)} (1 - \gamma^5) q_i) (\bar{h}_j^{(-)\}} (1 - \gamma^5) q_j), \\ \tilde{Q}_4 &= (\bar{h}_i^{\{(+)} (1 - \gamma^5) q_i) (\bar{h}_j^{(-)\}} (1 + \gamma^5) q_j), \\ \tilde{Q}_5 &= (\bar{h}_i^{\{(+)} (1 - \gamma^5) q_j) (\bar{h}_j^{(-)\}} (1 + \gamma^5) q_i), \end{aligned} \quad (6.2.2)$$

where the HQET field  $h^{(+)}(x)$  annihilates a bottom quark,  $h^{(-)}(x)$  creates an anti-bottom and we have introduced the notation

$$(\bar{h}^{\{(+)} \Gamma_A q) (\bar{h}^{(-)\}} \Gamma_B q) = (\bar{h}^{(+)} \Gamma_A q) (\bar{h}^{(-)} \Gamma_B q) + (\bar{h}^{(-)} \Gamma_A q) (\bar{h}^{(+)} \Gamma_B q). \quad (6.2.3)$$

Note that no operator  $\tilde{Q}_3$  appears on the HQET side because it is not linearly independent, just like its QCD equivalent at leading order in  $1/m_b$  [176]. We define

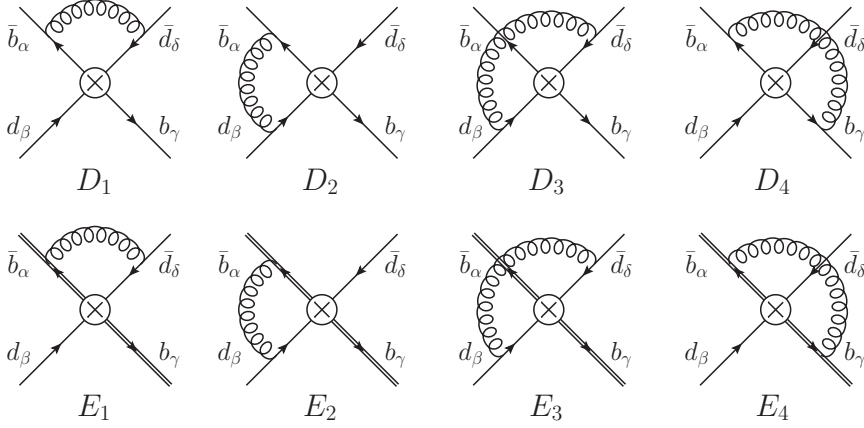


Figure 6.1: QCD ( $D_i$ ) and HQET ( $E_i$ ) diagrams that enter the matching. Symmetric diagrams are not shown.

the evanescent HQET operators up to three constants  $a_i$  with  $i = 1, 2, 3$  which allow us to keep track of the scheme dependence. Again the explicit basis of the evanescent operators can be found in Appendix G.1.

The matching condition for the  $\Delta B = 2$  operators is given by

$$\langle Q_i \rangle (\mu) = \sum C_{Q_i \tilde{Q}_j} (\mu) \langle \tilde{Q}_j \rangle (\mu) + \mathcal{O} \left( \frac{1}{m_b} \right), \quad (6.2.4)$$

where  $\langle A \rangle = \langle \bar{B} | A | B \rangle$ . The matching coefficients can be expanded in perturbation theory and take the form

$$C_{Q_i \tilde{Q}_j} (\mu) = C_{Q_i \tilde{Q}_j}^{(0)} + \frac{\alpha_s(\mu)}{4\pi} C_{Q_i \tilde{Q}_j}^{(1)} (\mu) + \dots \quad (6.2.5)$$

The partonic QCD matrix elements are

$$\langle Q \rangle = \frac{\delta_{\alpha\beta} \delta_{\gamma\delta}}{N_c} \left[ Z_b^{\text{OS}} Z_q^{\text{OS}} Z_{Q\mathcal{O}} \left( \begin{array}{c} \bar{b}_\alpha \quad \bar{d}_\delta \\ \times \quad \mathcal{O} \\ d_\beta \quad b_\gamma \end{array} + \begin{array}{c} \bar{b}_\alpha \quad \bar{d}_\delta \\ \times \quad \tilde{\mathcal{O}} \\ d_\beta \quad b_\gamma \end{array} \right) + \mathcal{O}(\alpha_s) \right], \quad (6.2.6)$$

where we sum over  $\mathcal{O}$ , including all physical and evanescent operators, and the colour singlet initial and final state have been projected out.

The two tree-level contractions appear with a relative minus sign, as we saw in Equation 2.4.18. The gluon corrections are shown in Figure 6.1 and do not contain self-energy insertions on the external legs, since the quark fields are renormalized in the on-shell scheme. The HQET matrix elements follow from the replacements  $Q \rightarrow \tilde{Q}$ ,  $\mathcal{O} \rightarrow \tilde{\mathcal{O}}$ ,  $Z_b^{\text{OS}} \rightarrow Z_h^{\text{OS}}$  and using HQET propagators instead of the full QCD



ones for the bottom quark. The heavy quark on-shell renormalisation constants are

$$Z_b^{\text{OS}} = 1 - \frac{\alpha_s C_F}{4\pi} \left( \frac{3}{\epsilon} + 4 + 3 \ln \frac{\mu^2}{m_b^2} \right) + \mathcal{O}(\alpha_s^2), \quad Z_h^{\text{OS}} = 1. \quad (6.2.7)$$

The light quark renormalisation is trivial in the massless case:  $Z_q^{\text{OS}} = 1$ . For the renormalisation of the physical operators the  $\overline{\text{MS}}$  scheme is used. In accordance with [371–373] the evanescent operators are renormalized by a finite amount such that their physical matrix elements vanish. Consequently the Wilson coefficients  $C_{Q_i \tilde{E}_j}$  are not required for the determination of the hadronic matrix elements and are omitted in the results shown below. However, in the matching computation itself the matrix elements are taken between external on-shell quark states and are therefore not IR finite. While the IR divergences cancel in the matching of the QCD to the HQET operators there are non-vanishing contributions to the physical matching coefficients  $C_{Q\tilde{Q}}$  from matrix elements of the evanescent operators that are multiplied by IR poles since the evanescent operators are defined differently in QCD and HQET (see Appendix G.1).

We also find that the NLO matching coefficients  $C_{Q_3 \tilde{Q}_j}^{(1)}$  of the operator  $Q_3$  are affected by the finite renormalisation of the evanescent operator  $\tilde{E}_2$  which contains contributions proportional to the physical operators. This usually only happens at NNLO (as is the case for the other operators) but is already present here at NLO because the tree-level matching coefficient  $C_{Q_3 \tilde{E}_2}^{(0)}$  of this operator is non-vanishing and, therefore, the NLO matrix element of the evanescent HQET operator  $\tilde{E}_2$  already appears at NLO in the matching calculation.

In the computation we have used both a manual approach and an automated setup utilizing QGRAF [374] and Mathematica to generate the amplitudes. The Dirac algebra has been performed with a customized version of TRACER [375] as well as with Package-X [376, 377] and the QCD loop integrals have been evaluated using Package-X. We have also checked our results by performing the calculation with a gluon mass as an IR regulator and found full agreement.

## 6.2.2 Results

We write the LO QCD anomalous dimension matrix (ADM) as

$$\gamma^{(0)} = \begin{pmatrix} \gamma_{QQ}^{(0)} & \gamma_{QE}^{(0)} \\ \gamma_{EQ}^{(0)} & \gamma_{EE}^{(0)} \end{pmatrix}, \quad (6.2.8)$$

where  $\gamma_{QQ}^{(0)}$  is the ADM for the physical set of operators (Equation 6.2.1),  $\gamma_{QE}^{(0)}$  describes the mixing of the physical operators into the evanescent ones (Equation G.1.1),

$\gamma_{EQ}^{(0)}$  vanishes (see [373]) and  $\gamma_{EE}^{(0)}$  is not required. We decompose the LO HQET ADM  $\tilde{\gamma}^{(0)}$  analogously. Our results for the non-vanishing entries are given in Appendix G.1.

The non-vanishing Wilson coefficients at LO are

$$\begin{aligned} C_{Q_1\tilde{Q}_1}^{(0)} &= 1, & C_{Q_2\tilde{Q}_2}^{(0)} &= 1, & C_{Q_3\tilde{Q}_1}^{(0)} &= -\frac{1}{2}, \\ C_{Q_3\tilde{Q}_2}^{(0)} &= -1, & C_{Q_4\tilde{Q}_4}^{(0)} &= 1, & C_{Q_5\tilde{Q}_5}^{(0)} &= 1. \end{aligned} \quad (6.2.9)$$

The NLO corrections to the matching coefficients read

$$C_{Q\tilde{Q}}^{(1)} = \begin{pmatrix} -\frac{41}{3} + \frac{a_2}{12} - 6L_\mu & -8 & 0 & 0 \\ \frac{3}{2} - \frac{a_1}{12} + L_\mu & 8 + 4L_\mu & 0 & 0 \\ 5 + \frac{2a_1 - a_2}{24} + 4L_\mu & 4 + 4L_\mu & 0 & 0 \\ 0 & 0 & 8 - \frac{a_3}{24} + \frac{9L_\mu}{2} & -4 + \frac{a_3}{8} - \frac{3L_\mu}{2} \\ 0 & 0 & 4 + \frac{a_3}{8} + \frac{3L_\mu}{2} & -8 - \frac{a_3}{24} - \frac{9L_\mu}{2} \end{pmatrix}, \quad (6.2.10)$$

where  $L_\mu = \ln(\mu^2/m_b^2)$  and we have set  $N_c = 3$  to keep the results compact.

### 6.2.3 Matching of QCD and HQET bag parameters

We define the QCD bag parameters  $B_Q$  as

$$\langle Q(\mu) \rangle = A_Q f_B^2 M_B^2 B_Q(\mu), \quad (6.2.11)$$

where the coefficients read

$$\begin{aligned} A_{Q_1} &= 2 + \frac{2}{N_c}, \\ A_{Q_2} &= \frac{M_B^2}{(m_b + m_q)^2} \left( -2 + \frac{1}{N_c} \right), & A_{Q_3} &= \frac{M_B^2}{(m_b + m_q)^2} \left( 1 - \frac{2}{N_c} \right), \\ A_{Q_4} &= 2 \frac{M_B^2}{(m_b + m_q)^2} + \frac{1}{N_c}, & A_{Q_5} &= \frac{2}{N_c} \frac{M_B^2}{(m_b + m_q)^2} + 1, \end{aligned} \quad (6.2.12)$$

and the  $B$  meson decay constant  $f_B$  is defined as

$$\langle 0 | \bar{b} \gamma^\mu \gamma^5 q | B(p) \rangle = i f_B p^\mu, \quad (6.2.13)$$

which match our definitions in Appendix C (up to a factor four due to the normalisation of the  $P_{L,R}$  projection operators). We note that the quark masses appearing in Equation 6.2.12 are *not*  $\overline{\text{MS}}$  masses which is the usual convention today [207, 217], but pole masses. We prefer the definition in Equation 6.2.11 for the analysis because the use of  $\overline{\text{MS}}$  masses makes the LO ADM of the bag parameters explicitly  $\mu$ -dependent and prohibits an analytic solution of the RGE. At the end we convert

our results to the convention of [207, 217] which we denote as

$$\langle Q(\mu) \rangle = \bar{A}_Q(\mu) f_B^2 M_B^2 \bar{B}_Q(\mu), \quad (6.2.14)$$

where the  $\bar{A}_Q(\mu)$  follow from  $A_Q$  with the replacements  $m_b \rightarrow \bar{m}_b(\mu)$  and  $m_q \rightarrow \bar{m}_q(\mu)$ . Similar to Equation 6.2.11, we use for the HQET operators

$$\langle \tilde{Q}(\mu) \rangle = A_{\tilde{Q}} F^2(\mu) B_{\tilde{Q}}(\mu), \quad (6.2.15)$$

where

$$A_{\tilde{Q}_1} = 2 + \frac{2}{N_c}, \quad A_{\tilde{Q}_2} = -2 + \frac{1}{N_c}, \quad A_{\tilde{Q}_4} = 2 + \frac{1}{N_c}, \quad A_{\tilde{Q}_5} = 1 + \frac{2}{N_c}, \quad (6.2.16)$$

and the matrix elements have been taken between non-relativistically normalized states  $\langle \tilde{Q}_i(\mu) \rangle \equiv \langle \bar{\mathbf{B}} | \tilde{Q}_i(\mu) | \mathbf{B} \rangle$  with

$$|B(p)\rangle = \sqrt{2M_B} |\mathbf{B}(v)\rangle + \mathcal{O}(1/m_b), \quad (6.2.17)$$

such that

$$\langle \mathbf{B}(v') | \mathbf{B}(v) \rangle = \frac{v^0}{M_B^3} (2\pi)^3 \delta^{(3)}(v' - v). \quad (6.2.18)$$

The parameter  $F(\mu)$  is defined as

$$\langle 0 | \bar{h}^{(-)} \gamma^\mu \gamma^5 q | \mathbf{B}(v) \rangle = iF(\mu) v^\mu, \quad (6.2.19)$$

and related to the decay constant by

$$f_B = \sqrt{\frac{2}{M_B}} C(\mu) F(\mu) + \mathcal{O}(1/m_b), \quad (6.2.20)$$

with [149]

$$C(\mu) = 1 - 2C_F \frac{\alpha_s(\mu)}{4\pi} + \mathcal{O}(\alpha_s^2). \quad (6.2.21)$$

From Equations 6.2.11 and 6.2.15, we obtain (by use of Equations 6.2.4, 6.2.17 and 6.2.20)

$$B_{Q_i}(\mu) = \sum_j \frac{A_{\tilde{Q}_j}}{A_{Q_i}} \frac{C_{Q_i \tilde{Q}_j}(\mu)}{C^2(\mu)} B_{\tilde{Q}_j}(\mu) + \mathcal{O}(1/m_b). \quad (6.2.22)$$

The HQET bag parameters  $B_{\tilde{Q}}$  are determined from a sum rule analysis, which we describe in the next section.

## 6.3 HQET sum rule

The HQET sum rule is introduced in Section 6.3.1. We give results for the double-discontinuity of the three-point correlators in Section 6.3.2 and describe the determination of HQET and QCD bag parameters in Section 6.3.3.

### 6.3.1 The sum rule

We define the three-point correlator

$$K_{\tilde{Q}}(\omega_1, \omega_2) = \int d^d x_1 d^d x_2 e^{ip_1 \cdot x_1 - ip_2 \cdot x_2} \langle 0 | T [\tilde{j}_+(x_2) \tilde{Q}(0) \tilde{j}_-(x_1)] | 0 \rangle, \quad (6.3.1)$$

where  $\omega_{1,2} = p_{1,2} \cdot v$  and

$$\tilde{j}_+ = \bar{q} \gamma^5 h^{(+)}, \quad \tilde{j}_- = \bar{q} \gamma^5 h^{(-)}, \quad (6.3.2)$$

are interpolating currents for the pseudoscalar  $\bar{B}$  and  $B$  mesons. The correlator (Equation 6.3.1) is analytic in  $\omega_{1,2}$  apart from discontinuities for positive real  $\omega$ . This allows us to construct a dispersion relation

$$K_{\tilde{Q}}(\omega_1, \omega_2) = \int_0^\infty d\eta_1 d\eta_2 \frac{\rho_{\tilde{Q}}(\eta_1, \eta_2)}{(\eta_1 - \omega_1)(\eta_2 - \omega_2)} + \text{subtraction terms}, \quad (6.3.3)$$

where  $\rho_{\tilde{Q}}$  is the *double* discontinuity of  $K_{\tilde{Q}}$  in  $\omega_1$  and  $\omega_2$ . The second term on the right originates from the integration of  $K_{\tilde{Q}}$  along the circle at infinity in the complex  $\eta_1$  and/or  $\eta_2$  planes and is therefore polynomial in  $\omega_1$  and/or  $\omega_2$ . The correlator  $K_{\tilde{Q}}$  can be computed by means of an OPE

$$K_{\tilde{Q}}^{\text{OPE}}(\omega_1, \omega_2) = K_{\tilde{Q}}^{\text{pert}}(\omega_1, \omega_2) + K_{\tilde{Q}}^{\langle \bar{q}q \rangle}(\omega_1, \omega_2) \langle \bar{q}q \rangle + K_{\tilde{Q}}^{\langle \alpha_s G^2 \rangle}(\omega_1, \omega_2) \langle \alpha_s G^2 \rangle + \dots \quad (6.3.4)$$

for values of  $\omega_{1,2}$  that lie far away from the physical cut. Assuming quark-hadron duality, we can equate the correlator  $K_{\tilde{Q}}^{\text{OPE}}$  with its hadronic counterpart

$$K_{\tilde{Q}}^{\text{had}}(\omega_1, \omega_2) = \int_0^\infty d\eta_1 d\eta_2 \frac{\rho_{\tilde{Q}}^{\text{had}}(\eta_1, \eta_2)}{(\eta_1 - \omega_1)(\eta_2 - \omega_2)} + \text{subtraction terms}, \quad (6.3.5)$$

which is obtained from integration over the hadronic spectral function

$$\rho_{\tilde{Q}}^{\text{had}}(\omega_1, \omega_2) = F^2(\mu) \langle \tilde{Q}(\mu) \rangle \delta(\omega_1 - \bar{\Lambda}) \delta(\omega_2 - \bar{\Lambda}) + \rho_{\tilde{Q}}^{\text{cont}}(\omega_1, \omega_2). \quad (6.3.6)$$

We use a double Borel transformation with respect to  $\omega_{1,2}$  to remove the contribution from the integration over the circle at infinity and to suppress the sensitivity to the

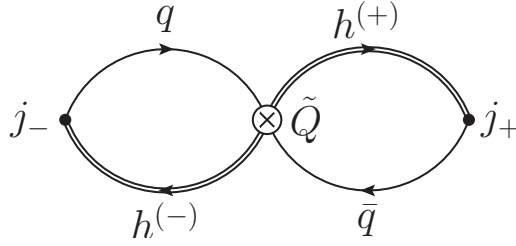


Figure 6.2: Leading order diagram for the three-point HQET correlator (Equation 6.3.1). The sum over the two possible contractions of the operator  $\tilde{Q}$  is implied.

continuum part  $\rho_{\tilde{Q}}^{\text{cont}}$  of the spectral function, which yields the sum rule

$$\int_0^\infty d\omega_1 d\omega_2 e^{-\frac{\omega_1}{t_1} - \frac{\omega_2}{t_2}} \rho_{\tilde{Q}}^{\text{OPE}}(\omega_1, \omega_2) = \int_0^\infty d\omega_1 d\omega_2 e^{-\frac{\omega_1}{t_1} - \frac{\omega_2}{t_2}} \rho_{\tilde{Q}}^{\text{had}}(\omega_1, \omega_2). \quad (6.3.7)$$

In principle one can proceed by modelling the continuum  $\rho_{\tilde{Q}}^{\text{cont}}$ . The desired matrix element of the operator  $\tilde{Q}$  between the mesonic ground state can then be disentangled by varying the Borel parameters. However, the continuum contribution is exponentially suppressed in the Borel sum rule and it is safe to simply “cut off” the sum rule by assuming that

$$\rho_{\tilde{Q}}^{\text{cont}}(\omega_1, \omega_2) = \rho_{\tilde{Q}}^{\text{OPE}}(\omega_1, \omega_2) [1 - \theta(\omega_c - \omega_1)\theta(\omega_c - \omega_2)], \quad (6.3.8)$$

which directly yields a finite-energy sum rule for the matrix elements

$$F^2(\mu) \langle \tilde{Q}(\mu) \rangle e^{-\frac{\bar{\Lambda}}{t_1} - \frac{\bar{\Lambda}}{t_2}} = \int_0^{\omega_c} d\omega_1 d\omega_2 e^{-\frac{\omega_1}{t_1} - \frac{\omega_2}{t_2}} \rho_{\tilde{Q}}^{\text{OPE}}(\omega_1, \omega_2). \quad (6.3.9)$$

From this expression, we see that a determination of the HQET bag parameters requires the computation of the spectral functions  $\rho_{\tilde{Q}}^{\text{OPE}}$ . The leading condensate corrections have been determined in [364]. We compute the  $\mathcal{O}(\alpha_s)$  corrections to the perturbative contribution below.

### 6.3.2 Spectral functions at NLO

We determine the spectral functions by first computing the correlator

$$K_{\tilde{Q}}^{\text{pert}}(\omega_1, \omega_2) = K_{\tilde{Q}}^{(0)}(\omega_1, \omega_2) + \frac{\alpha_s}{4\pi} K_{\tilde{Q}}^{(1)}(\omega_1, \omega_2) + \dots \quad (6.3.10)$$

and then taking its double discontinuity. At LO we have to evaluate the diagram in Figure 6.2 which factorizes into two two-point functions.

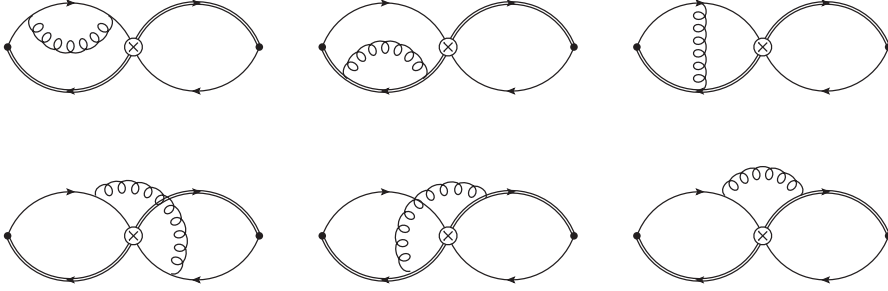


Figure 6.3: Diagrams contributing to the three-point HQET correlator (Equation 6.3.1) at NLO. Symmetric diagrams are not shown.

We obtain<sup>1</sup>

$$K_{\tilde{Q}_i}^{(0)}(\omega_1, \omega_2) = \left( A_{\tilde{Q}_i} - \delta_{i1} \frac{2\epsilon}{N_c} \right) \Pi^{(0)}(\omega_1) \Pi^{(0)}(\omega_2), \quad (6.3.11)$$

where

$$\Pi^{(0)}(\omega) = -\frac{4N_c}{(4\pi)^{2-\epsilon}} \tilde{\mu}^{2\epsilon} (-2\omega)^{2-2\epsilon} \Gamma(2-\epsilon) \Gamma(-2+2\epsilon) \quad (6.3.12)$$

is the LO result for the two-point correlator

$$\Pi(\omega) = i \int d^d x e^{ip \cdot x} \langle 0 | T [\tilde{j}_+^\dagger(0) \tilde{j}_+(x)] | 0 \rangle, \quad (6.3.13)$$

where  $\omega = p \cdot v$  and the use of  $\tilde{\mu}^2 = \mu^2 \exp(\gamma_E)/(4\pi)$  corresponds to the  $\overline{\text{MS}}$  scheme.

The bare NLO correction  $K_{\tilde{Q}}^{(1),\text{bare}}$  is given by the diagrams shown in Figure 6.3. At this order we get corrections that do not factorize due to gluon exchange between the left and right-hand side. These genuine three-loop contributions – given by the diagrams in the second row of Figure 6.3 – are the most computationally challenging. The Dirac traces have been evaluated with both `TRACER` and `Package-X`. We use the code `FIRE` [378–380] to find IBP relations [381] between the three-loop integrals and to reduce them to a set of master integrals via the Laporta algorithm [382]. The relevant master integrals have been computed analytically in [363, 383].

The renormalized NLO correlators are given by

$$K_{\tilde{Q}_i}^{(1)} = K_{\tilde{Q}_i}^{(1),\text{bare}} + \frac{1}{2\epsilon} \left[ \left( 2\tilde{\gamma}_j^{(0)} \delta_{ij} + \tilde{\gamma}_{\tilde{Q}_i \tilde{Q}_j}^{(0)} \right) K_{\tilde{Q}_j}^{(0)} + \tilde{\gamma}_{\tilde{Q}_i \tilde{E}_j}^{(0)} K_{\tilde{E}_j}^{(0)} \right]. \quad (6.3.14)$$

where  $\tilde{\gamma}_j^{(0)} = -3C_F$  is the LO anomalous dimension of the currents  $\tilde{j}_\pm$ . The contributions from the evanescent operators modify the double discontinuities of the correlators by a finite amount and introduce a dependence in the correlator on the

<sup>1</sup>As discussed below the sum rule reproduces the VSA at LO. Therefore the factors  $A_{\tilde{Q}_i}$  appear at leading order in the expansion of the results in  $\epsilon$ . However, the correlator is computed in  $d$  dimensions and corrections can appear. We find that this happens only for  $\tilde{Q}_1$  where the contraction of the two  $\gamma$  matrices inside the trace yields a  $d$ -dimensional factor.

choice of basis of the HQET evanescent operators. This dependence propagates to the HQET bag parameters extracted in the sum rule and cancels with the HQET evanescent scheme dependence of the matching coefficients (as seen in Equation 6.2.10) in the matching equation (Equation 6.2.22) for the QCD bag parameters.

Methods to compute the double discontinuities of the correlators have been described in [363, 384]. The results take the form

$$\rho_{\tilde{Q}_i}^{\text{pert}}(\omega_1, \omega_2) = A_{\tilde{Q}_i} \rho_{\Pi}(\omega_1) \rho_{\Pi}(\omega_2) + \Delta \rho_{\tilde{Q}_i}, \quad (6.3.15)$$

where

$$\begin{aligned} \rho_{\Pi}(\omega) &\equiv \frac{\Pi(\omega + i0) - \Pi(\omega - i0)}{2\pi i} \\ &= \frac{N_c \omega^2}{2\pi^2} \left[ 1 + \frac{\alpha_s C_F}{4\pi} \left( 17 + \frac{4\pi^2}{3} + 3 \ln \frac{\mu^2}{4\omega^2} \right) + \mathcal{O}(\alpha_s^2) \right] \end{aligned} \quad (6.3.16)$$

is the discontinuity of the two-point correlator (Equation 6.3.13) up to two-loop order [385–387]. The non-factorizable contributions are

$$\Delta \rho_{\tilde{Q}_i} \equiv \frac{N_c C_F}{4} \frac{\omega_1^2 \omega_2^2}{\pi^4} \frac{\alpha_s}{4\pi} r_{\tilde{Q}_i}(x, L_\omega), \quad (6.3.17)$$

where  $x = \omega_2/\omega_1$ ,  $L_\omega = \ln(\mu^2/(4\omega_1\omega_2))$  and we obtain

$$\begin{aligned} r_{\tilde{Q}_1}(x, L_\omega) &= 8 - \frac{a_2}{2} - \frac{8\pi^2}{3}, \\ r_{\tilde{Q}_2}(x, L_\omega) &= 25 + \frac{a_1}{2} - \frac{4\pi^2}{3} + 6L_\omega + \phi(x), \\ r_{\tilde{Q}_4}(x, L_\omega) &= 16 - \frac{a_3}{4} - \frac{4\pi^2}{3} + 3L_\omega + \frac{\phi(x)}{2}, \\ r_{\tilde{Q}_5}(x, L_\omega) &= 29 - \frac{a_3}{2} - \frac{8\pi^2}{3} + 6L_\omega + \phi(x), \end{aligned} \quad (6.3.18)$$

where

$$\phi(x) = \begin{cases} x^2 - 8x + 6 \ln(x), & x \leq 1, \\ \frac{1}{x^2} - \frac{8}{x} - 6 \ln(x), & x > 1. \end{cases} \quad (6.3.19)$$

Taking  $a_2 = -4$  in accordance with [363] we reproduce their result for  $r_{\tilde{Q}_1}$  up to a factor of 2 which is due to the different normalization of the HQET operators.

### 6.3.3 Sum rule for the bag parameters

Inserting the decomposition given in Equation 6.3.15 into the sum rule in Equation 6.3.9 allows us to subtract the factorized contribution, by making use of the

sum rule [385–387] for the HQET decay constant

$$F^2(\mu)e^{-\frac{\bar{\Lambda}}{t}} = \int_0^{\omega_c} d\omega e^{-\frac{\omega}{t}} \rho_{\Pi}(\omega) + \dots \quad (6.3.20)$$

The factorizable part of Equation 6.3.15 exactly reproduces the VSA for the matrix elements. After subtracting it, we obtain a sum rule for the deviation  $\Delta B_{\bar{Q}} = B_{\bar{Q}} - 1$  from the VSA. In the traditional sum rule approach this gives

$$\Delta B_{\bar{Q}_i} = \frac{1}{A_{\bar{Q}_i} F(\mu)^4} \int_0^{\omega_c} d\omega_1 d\omega_2 e^{-\frac{\bar{\Lambda}-\omega_1}{t_1} + \frac{\bar{\Lambda}-\omega_2}{t_2}} \Delta\rho_{\bar{Q}_i}(\omega_1, \omega_2) \quad (6.3.21)$$

$$= \frac{1}{A_{\bar{Q}_i} \left( \int_0^{\omega_c} d\omega_1 e^{-\frac{\omega_1}{t_1}} \rho_{\Pi}(\omega_1) \right) \left( \int_0^{\omega_c} d\omega_2 e^{-\frac{\omega_2}{t_2}} \rho_{\Pi}(\omega_2) \right)}. \quad (6.3.22)$$

The stability of the sum rule in Equation 6.3.22 can then be assessed numerically by variation of the cutoff  $\omega_c$  and the Borel parameters  $t_i$  (see e.g. [384, 386]).

In our analysis we instead follow a different approach that allows us to obtain analytic results for the HQET bag parameters. We exploit the fact that the dispersion relation given in Equation 6.3.3 is not violated by the introduction of an arbitrary weight function  $w(\omega_1, \omega_2)$  in the integration, as long as  $w$  is chosen such that no additional discontinuities appear in the complex plane.<sup>1</sup> In the presence of such a weight function  $w$ , the square of the sum rule for the decay constant (Equation 6.3.20) takes the form

$$F^4(\mu)e^{-\frac{\bar{\Lambda}}{t_1} - \frac{\bar{\Lambda}}{t_2}} w(\bar{\Lambda}, \bar{\Lambda}) = \int_0^{\omega_c} d\omega_1 d\omega_2 e^{-\frac{\omega_1}{t_1} - \frac{\omega_2}{t_2}} w(\omega_1, \omega_2) \rho_{\Pi}(\omega_1) \rho_{\Pi}(\omega_2) + \dots \quad (6.3.23)$$

Since the condensate contributions have already been taken into account in [363, 364] and are in the sub-percent range we only focus on the perturbative contribution to the sum rule. By using Equation 6.3.23 with the choice<sup>2</sup>

$$w_{\bar{Q}_i}(\omega_1, \omega_2) = \frac{\Delta\rho_{\bar{Q}_i}^{\text{pert}}(\omega_1, \omega_2)}{\rho_{\Pi}^{\text{pert}}(\omega_1)\rho_{\Pi}^{\text{pert}}(\omega_2)} = \frac{C_F}{N_c} \frac{\alpha_s}{4\pi} r_{\bar{Q}_i}(x, L_\omega), \quad (6.3.24)$$

we can remove the integration in Equation 6.3.21 altogether and find the simple

<sup>1</sup>The arbitrariness of the weight function is a mathematical statement which holds for the dispersion relation. The sum rule in Equation 6.3.7 does however also assume quark-hadron duality and breaks down if pathological weight functions are used, e.g. rapidly oscillating ones. In the following we only use slowly varying weight functions with support on the complete integration domain.

<sup>2</sup>This choice, while technically original, is a relatively straightforward modification of the previous usage of weight functions in sum rule calculations.



result

$$\Delta B_{\tilde{Q}_i}^{\text{pert}}(\mu_\rho) = \frac{C_F}{N_c A_{\tilde{Q}_i}} \frac{\alpha_s(\mu_\rho)}{4\pi} r_{\tilde{Q}_i} \left( 1, \log \frac{\mu_\rho^2}{4\Lambda^2} \right). \quad (6.3.25)$$

This sum rule is valid at a low scale  $\mu_\rho \sim 2\omega_i \sim 2\bar{\Lambda}$  where the logarithms that appear in the spectral functions are small. From there we have to evolve the results for the bag parameters up to the scale  $\mu_m \sim m_b$  where the matching (which we described in Section 6.2.3) to the QCD bag parameters can be performed without introducing large logarithms. From Equation 6.2.15 and the running of the HQET operators and decay constant

$$\frac{d\vec{Q}}{d \ln \mu} = -\hat{\gamma}_{\tilde{Q}\tilde{Q}} \vec{Q}, \quad \frac{dF(\mu)}{d \ln \mu} = -\tilde{\gamma}_j F(\mu), \quad (6.3.26)$$

we obtain the RG equations for the HQET bag parameters

$$\frac{d\vec{B}_{\tilde{Q}}}{d \ln \mu} = -\left( \hat{A}_{\tilde{Q}}^{-1} \hat{\gamma}_{\tilde{Q}\tilde{Q}} \hat{A}_{\tilde{Q}} - 2\tilde{\gamma}_j \right) \vec{B}_{\tilde{Q}} \equiv -\hat{\gamma}_B \vec{B}_{\tilde{Q}}, \quad (6.3.27)$$

where  $\hat{A}_{\tilde{Q}}$  is the diagonal matrix with entries  $A_{\tilde{Q}}$  given in Equation 6.2.16. The LO solution to Equation 6.3.27 takes the form

$$\vec{B}_{\tilde{Q}}(\mu) = \hat{U}_B^{(0)}(\mu, \mu_0) \vec{B}_{\tilde{Q}}(\mu_0). \quad (6.3.28)$$

Here  $\hat{U}_B^{(0)}$  is the LO evolution matrix

$$\hat{U}_B^{(0)}(\mu, \mu_0) = \left( \frac{\alpha_s(\mu)}{\alpha_s(\mu_0)} \right)^{\frac{\hat{\gamma}_B^{(0)}}{2\beta_0}} = \hat{V} \left( \frac{\alpha_s(\mu)}{\alpha_s(\mu_0)} \right)^{\frac{\tilde{\gamma}_B^{(0)}}{2\beta_0}} \hat{V}^{-1}, \quad (6.3.29)$$

with  $\hat{V}$  the transformation that diagonalizes the ADM  $\hat{\gamma}_B^{(0)}$

$$\hat{\gamma}_B^{(0),D} = \hat{V}^{-1} \hat{\gamma}_B^{(0)} \hat{V}, \quad (6.3.30)$$

and the vector  $\vec{\gamma}_B^{(0)}$  contains the diagonal entries of  $\hat{\gamma}_B^{(0),D}$ . As part of our error analysis we allow the matching scale  $\mu_m$  to differ from  $\bar{m}_b(\bar{m}_b)$  and then evolve the QCD bag parameters back to  $\bar{m}_b(\bar{m}_b)$ . The LO evolution matrix has the same form as its HQET counterpart (Equation 6.3.29) while the anomalous dimension matrix of the QCD bag parameters is given by

$$\hat{\gamma}_B = \hat{A}_Q^{-1} \hat{\gamma}_{QQ} \hat{A}_Q. \quad (6.3.31)$$

We only resum the leading logarithms because the NLO anomalous dimensions in HQET are currently not known. This implies that dependence of the QCD matrix elements on the basis of evanescent HQET operators does not fully cancel. As

discussed below, we use variation of the parameters  $a_i$  to estimate the effects of NLL resummation. We expect this effect to be small since the scales  $\mu_\rho$  and  $\mu_m$  are not very widely separated and so  $\ln(\mu_m/\mu_\rho) \sim \mathcal{O}(1)$ .

## 6.4 Results for $\Delta B = 2$ operators

We describe our analysis in Section 6.4.1, then give the results for the bag parameters, together with a comparison with other works, in Section 6.4.2. In Section 6.4.3 the results for the mixing observables with our bag parameters are shown.

### 6.4.1 Details of the analysis

We determine the HQET bag parameters from the sum rule in Equation 6.3.25 with the central values  $\mu_\rho = 1.5 \text{ GeV}$  and  $\bar{\Lambda} = 0.5 \text{ GeV}$ . We use RunDec [388, 389] to evolve  $\alpha_s(M_Z) = 0.1181$  [390] down to the bottom quark  $\overline{\text{MS}}$  mass  $\bar{m}_b(\bar{m}_b) = 4.203 \text{ GeV}$  [391, 392] with five-loop accuracy [393–397]. From there we use two-loop running with four and five flavours in HQET and QCD, respectively. The decoupling of the bottom quark is trivial at this accuracy.

The HQET bag parameters are then evolved from the scale  $\mu_\rho$  up to the scale  $\mu_m = \bar{m}_b(\bar{m}_b)$  using Equation 6.3.28. There the matching to the QCD bag parameters is performed. The factors  $C_{Q_i \bar{Q}_j}(\mu)/C^2(\mu)$  are expanded in  $\alpha_s$  and truncated after the linear term. We also expand the ratios  $A_{\bar{Q}_j}/A_{Q_i}$  strictly in  $\bar{\Lambda}/m_b$  and  $m_q/m_b$ . Up to higher order perturbative corrections, this is equivalent to the use of the VSA for the power-suppressed HQET operators that arise in the QCD-HQET matching (Equation 6.2.4).

A small dependence on the choice of basis for the evanescent HQET operators remains in the QCD bag parameters because the RG evolution of the HQET bag parameters is only known at the LL level. We have checked that the  $a_i$ -dependence fully cancels when the scales  $\mu_\rho$  and  $\mu_m$  are identified and the matching (Equation 6.2.22) is strictly expanded in the strong coupling, which serves as a strong cross-check of our calculation. For different scales  $\mu_\rho$  and  $\mu_m$  the remaining  $a_i$ -dependence can be removed by a future computation of the NLO ADMs.

Finally, we convert the QCD bag parameters  $B_Q$  to the usual convention  $\bar{B}_Q$  defined in Equation 6.2.14. This is done by expanding the ratios of the prefactors  $A_Q/\bar{A}_Q(\bar{m}_b(\bar{m}_b))$  in  $\alpha_s$  and truncating them after the linear term.

To estimate the errors of the bag parameters we take the following sources of uncertainties into account:

- The uncertainty in the analytic form of the sum rule given in Equation 6.3.25 is estimated through variation of the residual mass  $\bar{\Lambda}$  in the range 0.4–0.6 GeV. In addition we include an intrinsic sum rule uncertainty of 0.02 in the HQET bag parameters. This numerical value is determined by comparing the analytic values from Equation 6.3.25 with results obtained from the traditional sum rule approach (Equation 6.3.22).
- The condensate contributions to  $B_{\tilde{Q}_1}$  and  $B_{\tilde{Q}_2}$  are taken from [364] and are in the sub-percent range. For  $B_{\tilde{Q}_4}$  and  $B_{\tilde{Q}_5}$ , which have not been determined in that work, we therefore add an additional error of  $\pm 0.01$  to the perturbative results.
- To assign an uncertainty from the unknown  $\alpha_s^2$  contributions to the spectral densities we vary the scale  $\mu_\rho$  in the range 1–2 GeV.
- As discussed above we implicitly include higher-order corrections in  $1/m_b$  in the VSA approximation. The non-factorizable corrections of this kind are of the order  $(\alpha_s/\pi) \times (\bar{\Lambda}/m_b) \sim 0.01$ , which we take as an estimate for the error.
- Higher order perturbative contributions to the QCD-HQET matching relation and the RG evolution of the bag parameters are estimated through variation of  $\mu_m$  in the range 3–6 GeV and variation of the  $a_i$  in the range  $\pm 10$ . The QCD bag parameters are then evolved to the central scale  $\bar{m}_b(\bar{m}_b)$  with LL accuracy as described in Section 6.3.3. The variation of  $\mu_m$  by the usual factors of 1/2 and 2 would lead to a doubling of the matching uncertainty estimates given below, which would significantly exceed the effect of the NLO matching at the central scale. We therefore use a less conservative range but cannot exclude larger matching effects at NNLO at present, while a full calculation is not available.
- The parametric uncertainty from  $\alpha_s(M_Z)$  is in the 0.1% range and is hence neglected.

The individual errors are then summed in quadrature. We also divide the uncertainties into a sum rule uncertainty which contains the first three items in the list above and a matching uncertainty which contains the remaining three.

## 6.4.2 Results and comparison

From the sum rule we obtain the HQET bag parameters

$$\begin{aligned}
B_{\tilde{Q}_1}(1.5 \text{ GeV}) &= 0.910_{-0.031}^{+0.023} \\
&= 0.910_{-0.000}^{+0.000}(\bar{\Lambda})_{-0.020}^{+0.020}(\text{intr.})_{-0.005}^{+0.005}(\text{cond.})_{-0.024}^{+0.011}(\mu_\rho), \\
B_{\tilde{Q}_2}(1.5 \text{ GeV}) &= 0.923_{-0.035}^{+0.029} \\
&= 0.923_{-0.020}^{+0.016}(\bar{\Lambda})_{-0.020}^{+0.020}(\text{intr.})_{-0.004}^{+0.004}(\text{cond.})_{-0.020}^{+0.013}(\mu_\rho), \\
B_{\tilde{Q}_4}(1.5 \text{ GeV}) &= 1.009_{-0.023}^{+0.024} \\
&= 1.009_{-0.006}^{+0.007}(\bar{\Lambda})_{-0.020}^{+0.020}(\text{intr.})_{-0.010}^{+0.010}(\text{cond.})_{-0.003}^{+0.003}(\mu_\rho), \\
B_{\tilde{Q}_5}(1.5 \text{ GeV}) &= 1.004_{-0.028}^{+0.030} \\
&= 1.004_{-0.016}^{+0.020}(\bar{\Lambda})_{-0.020}^{+0.020}(\text{intr.})_{-0.010}^{+0.010}(\text{cond.})_{-0.006}^{+0.004}(\mu_\rho),
\end{aligned} \tag{6.4.1}$$

where we have set  $a_i = 0$  in order to uniquely specify a basis of evanescent HQET operators. The individual uncertainties were determined as described above and added in quadrature. The corrections to the VSA for scales in the range 1–2 GeV are at the level of 5–11 % for  $\tilde{Q}_{1,2}$  and 0–4 % for  $\tilde{Q}_{4,5}$ . We find that the total sum rule uncertainties of the bag parameters are quite small. This is because the sum rule (Equation 6.3.25) is formulated for the deviation from the VSA and the substantial relative uncertainties of the sum rule itself are small in comparison with the VSA contribution to the bag parameters.

Following the steps outlined in Section 6.4.1 we obtain the following results for the QCD bag parameters

$$\begin{aligned}
\bar{B}_{Q_1}(\bar{m}_b(\bar{m}_b)) &= 0.868_{-0.050}^{+0.051} \\
&= 0.868_{-0.029}^{+0.021}(\text{sum rule})_{-0.041}^{+0.046}(\text{matching}), \\
\bar{B}_{Q_2}(\bar{m}_b(\bar{m}_b)) &= 0.842_{-0.073}^{+0.078} \\
&= 0.842_{-0.033}^{+0.028}(\text{sum rule})_{-0.065}^{+0.073}(\text{matching}), \\
\bar{B}_{Q_3}(\bar{m}_b(\bar{m}_b)) &= 0.818_{-0.159}^{+0.162} \\
&= 0.818_{-0.132}^{+0.126}(\text{sum rule})_{-0.087}^{+0.102}(\text{matching}), \\
\bar{B}_{Q_4}(\bar{m}_b(\bar{m}_b)) &= 1.049_{-0.084}^{+0.092} \\
&= 1.049_{-0.025}^{+0.025}(\text{sum rule})_{-0.080}^{+0.089}(\text{matching}), \\
\bar{B}_{Q_5}(\bar{m}_b(\bar{m}_b)) &= 1.073_{-0.075}^{+0.083} \\
&= 1.073_{-0.026}^{+0.028}(\text{sum rule})_{-0.070}^{+0.078}(\text{matching}).
\end{aligned} \tag{6.4.2}$$

The evolution to the scale  $\bar{m}_b(\bar{m}_b)$  and the matching to QCD increase the deviations from the VSA to up to 18 %. With the exception of  $\bar{B}_{Q_3}$  the uncertainties of the bag parameters are dominated by the matching. A detailed list of the uncertainties

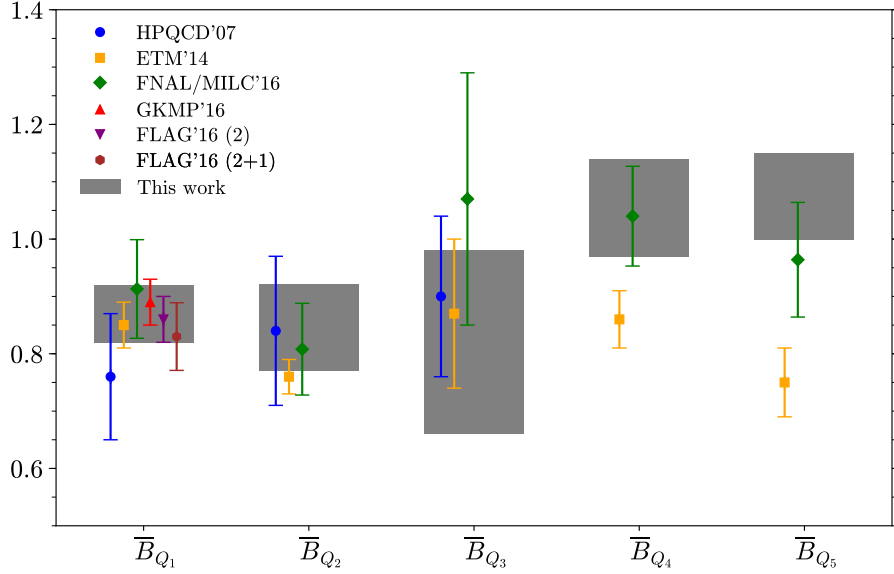


Figure 6.4: Comparison of our results for the  $\Delta B = 2$  bag parameters at the scale  $\bar{m}_b(\bar{m}_b)$  to the lattice values of HPQCD'07 [358], ETM'14 [181] and FNAL/MILC'16 [217], the FLAG averages [161] and the sum rule result GKMP'16 [363].

can be found in Appendix G.2.

In Figure 6.4 we compare our results to other recent determinations from lattice simulations [161, 181, 217, 358] and sum rules [363]. We find excellent agreement for the bag parameters of the operators  $Q_1$ ,  $Q_2$  and  $Q_3$ . The uncertainties of our sum rule analysis are similar to those obtained on the lattice. We observe that the uncertainty of the bag parameter  $\bar{B}_{Q_3}$  is significantly larger than those of  $\bar{B}_{Q_1}$  and  $\bar{B}_{Q_2}$ . This is related to the small colour factor  $A_{Q_3} = 1/3 + \mathcal{O}(1/m_b)$  which implies that the sum rule uncertainties get enhanced by the factors  $A_{\tilde{Q}_1}/A_{Q_3} = 8 + \mathcal{O}(1/m_b)$  and  $A_{\tilde{Q}_2}/A_{Q_3} = -5 + \mathcal{O}(1/m_b)$  when we match from HQET to QCD (Equation 6.2.22) – the absolute sum rule uncertainty of the matrix element of  $Q_3$  is of a similar size as that of the other operators.

The tiny difference of the central value of  $\bar{B}_{Q_1}$  compared to the sum rule determination [363] is mostly due to different scale choices. Since  $\bar{B}_{Q_1}$  does not run at the LL order, [363] sets all scales equal to the bottom quark mass. We on the other hand, evaluate the sum rule at a lower scale  $\mu_\rho \sim 1.5 \text{ GeV}$  where the strong coupling is larger and causes a bigger deviation from the VSA.

Only two previous lattice results [181, 217] exist for the matrix elements of the operators  $Q_4$  and  $Q_5$ , and they differ at the level of more than two sigma. Our results are in very good agreement with those of [217] and show an even higher level of tension with [181] in  $\bar{B}_{Q_5}$ .

### 6.4.3 $B_s$ and $B_d$ mixing observables

In this section, we consider the observables  $\Delta M_s$ ,  $\Delta\Gamma_s$ , and  $a_{\text{sl}}^s$  (see Equations 2.4.16 and 2.5.2 for definitions). Using our values for the bag parameters, we give predictions for these observables and compare them to the current experimental averages given by HFLAV [339]. In our sum rule determination we have assumed the light quark  $q$  in the  $B_q$  meson to be massless – the corrections to Equation 6.3.25 from a non-zero strange quark mass are of the order  $(\alpha_s/\pi)(m_s/(2\bar{\Lambda})) \approx 0.02$ , and so we add another uncertainty of  $\pm 0.02$  in quadrature to the results (Equation 6.4.2) to account for these unknown corrections. (This point has recently been discussed in more detail in [398].) The effect on the total uncertainty is small.

We find excellent agreement between experiment and the SM prediction for the mass difference:

$$\begin{aligned}\Delta M_s^{\text{exp}} &= (17.757 \pm 0.021) \text{ ps}^{-1}, \\ \Delta M_s^{\text{SM}} &= \left(18.1_{-1.8}^{+1.9}\right) \text{ ps}^{-1} \\ &= \left(18.1_{-1.2}^{+1.3}(\text{had.}) \pm 0.1(\text{scale})_{-1.3}^{+1.4}(\text{param.})\right) \text{ ps}^{-1},\end{aligned}\tag{6.4.3}$$

where we have used the input values given in Appendix G.2. The 10% uncertainty of the SM prediction is dominated by the hadronic and parametric CKM uncertainties which are of the same size. We also give results for the mass difference in the  $B_d$  system

$$\begin{aligned}\Delta M_d^{\text{exp}} &= (0.5065 \pm 0.0019) \text{ ps}^{-1}, \\ \Delta M_d^{\text{SM}} &= (0.61 \pm 0.09) \text{ ps}^{-1} \\ &= (0.61 \pm 0.04(\text{had.}) \pm 0.00(\text{scale}) \pm 0.08(\text{param.})) \text{ ps}^{-1},\end{aligned}\tag{6.4.4}$$

where the agreement is at the level of  $1.1\sigma$ .

We determine the decay rate difference and the semileptonic decay asymmetry in the  $\overline{\text{MS}}$ , PS [399], 1S [400] and kinetic [401] mass schemes with the mass values given in Appendix G.2. The  $\overline{\text{MS}}$  charm quark mass at the scale of the bottom quark mass

has been used throughout. We obtain

$$\begin{aligned}
\Delta\Gamma_s^{\text{exp}} &= (0.090 \pm 0.005) \text{ ps}^{-1}, \\
\Delta\Gamma_s^{\overline{\text{MS}}} &= (0.080_{-0.023}^{+0.018}) \text{ ps}^{-1} \\
&= (0.080 \pm 0.016(\text{had.})_{-0.015}^{+0.006}(\text{scale}) \pm 0.006(\text{param.})) \text{ ps}^{-1}, \\
\Delta\Gamma_s^{\text{PS}} &= (0.079_{-0.026}^{+0.020}) \text{ ps}^{-1} \\
&= (0.079 \pm 0.018(\text{had.})_{-0.018}^{+0.007}(\text{scale}) \pm 0.006(\text{param.})) \text{ ps}^{-1}, \\
\Delta\Gamma_s^{1\text{S}} &= (0.075_{-0.028}^{+0.021}) \text{ ps}^{-1} \\
&= (0.075 \pm 0.019(\text{had.})_{-0.020}^{+0.008}(\text{scale}) \pm 0.006(\text{param.})) \text{ ps}^{-1}, \\
\Delta\Gamma_s^{\text{kin}} &= (0.076_{-0.027}^{+0.020}) \text{ ps}^{-1} \\
&= (0.076 \pm 0.018(\text{had.})_{-0.019}^{+0.008}(\text{scale}) \pm 0.006(\text{param.})) \text{ ps}^{-1},
\end{aligned} \tag{6.4.5}$$

and

$$\begin{aligned}
a_{\text{sl}}^{s,\text{exp}} &= (-60 \pm 280) \times 10^{-5}, \\
a_{\text{sl}}^{s,\overline{\text{MS}}} &= (2.1 \pm 0.3) \times 10^{-5} \\
&= (2.1 \pm 0.1(\text{had.})_{-0.1}^{+0.0}(\text{scale})_{-0.3}^{+0.2}(\text{param.})) \times 10^{-5}, \\
a_{\text{sl}}^{s,\text{PS}} &= (2.0_{-0.3}^{+0.2}) \times 10^{-5} \\
&= (2.0 \pm 0.1(\text{had.})_{-0.1}^{+0.0}(\text{scale}) \pm 0.2(\text{param.})) \times 10^{-5}, \\
a_{\text{sl}}^{s,1\text{S}} &= (2.0_{-0.3}^{+0.2}) \times 10^{-5} \\
&= (2.0 \pm 0.0(\text{had.})_{-0.1}^{+0.0}(\text{scale}) \pm 0.2(\text{param.})) \times 10^{-5}, \\
a_{\text{sl}}^{s,\text{kin}} &= (2.0_{-0.3}^{+0.2}) \times 10^{-5} \\
&= (2.0 \pm 0.1(\text{had.})_{-0.1}^{+0.0}(\text{scale}) \pm 0.2(\text{param.})) \times 10^{-5}.
\end{aligned} \tag{6.4.6}$$

The different mass schemes are in good agreement with each other and we adopt the PS mass scheme as our central result. The SM value for the decay rate difference is in good agreement with the experimental average. The theory uncertainty is currently at the level of 30%, and is dominated by the matrix elements of the dimension-seven operators, in particular the VSA estimate  $\overline{B}_{R_2} = 1.0 \pm 0.5$  which contributes  $\pm 0.016 \text{ ps}^{-1}$  to the uncertainty. The second largest contribution is the scale variation. A detailed overview is given in Appendix G.2. To achieve a significant reduction of the combined uncertainties, a determination of the dimension-seven matrix elements and a NNLO calculation of the perturbative matching are needed (see [398, 402] for the first work in this direction).

The experimental uncertainty for the semileptonic decay asymmetry is two orders of magnitude larger than the SM prediction, making it a clear null test for the SM [403], while the decay rate difference and the semileptonic decay asymmetry in the  $B_d$  system have not yet been measured. The current experimental averages and

our predictions are

$$\begin{aligned}
\Delta\Gamma_d^{\text{exp}} &= (-1.3 \pm 6.6) \times 10^{-3} \text{ ps}^{-1}, \\
\Delta\Gamma_d^{\text{PS}} &= (2.7_{-0.9}^{+0.8}) \times 10^{-3} \text{ ps}^{-1} \\
&= (2.7_{-0.6}^{+0.6}(\text{had.})_{-0.6}^{+0.2}(\text{scale})_{-0.4}^{+0.4}(\text{param.})) \times 10^{-3} \text{ ps}^{-1}, \\
a_{\text{sl}}^{d,\text{exp}} &= (-21 \pm 17) \times 10^{-4}, \\
a_{\text{sl}}^{d,\text{PS}} &= (-4.0 \pm 0.5) \times 10^{-4} \\
&= (-4.0 \pm 0.1(\text{had.})_{-0.1}^{+0.2}(\text{scale}) \pm 0.5(\text{param.})) \times 10^{-4}.
\end{aligned} \tag{6.4.7}$$

The results obtained in different mass schemes are compatible and the relative uncertainties of the predictions are of the same magnitude as in the  $B_s$  system.

## 6.5 $\Delta B = 0$ operators and ratios of $B$ meson lifetimes

The dominant contribution to lifetime differences between the mesons  $B_q$  with  $q = u, d, s$  is due to spectator effects which first appear as dimension-six contributions in the HQE (see the bullet points in Section 2.2). The NLO Wilson coefficients have been computed in [215, 404, 405]. The dimension-seven contributions are known at LO [230, 406]. We define the set of operators in Section 6.5.1 and present the results for their bag parameters in Section 6.5.2. The updated HQE results for the  $B$  meson lifetime ratios are given in Section 6.5.3.

### 6.5.1 Operators and matrix elements

The following QCD operators enter at dimension six:

$$\begin{aligned}
Q_1^q &= (\bar{b}\gamma_\mu(1 - \gamma^5)q)(\bar{q}\gamma^\mu(1 - \gamma^5)b), \\
Q_2^q &= (\bar{b}(1 - \gamma^5)q)(\bar{q}\gamma^\mu(1 + \gamma^5)b), \\
T_1^q &= (\bar{b}\gamma_\mu(1 - \gamma^5)t^a q)(\bar{q}\gamma^\mu(1 - \gamma^5)t^a b), \\
T_2^q &= (\bar{b}(1 - \gamma^5)t^a q)(\bar{q}(1 + \gamma^5)t^a b).
\end{aligned} \tag{6.5.1}$$

On the HQET side they match onto

$$\begin{aligned}
\tilde{Q}_1^q &= (\bar{h}\gamma_\mu(1 - \gamma^5)q)(\bar{q}\gamma^\mu(1 - \gamma^5)h), \\
\tilde{T}_1^q &= (\bar{h}\gamma_\mu(1 - \gamma^5)t^a \bar{q})(\bar{q}\gamma^\mu(1 - \gamma^5)t^a h), \\
\tilde{Q}_2^q &= (\bar{h}(1 - \gamma^5)q)(\bar{q}(1 + \gamma^5)h), \\
\tilde{T}_2^q &= (\bar{h}(1 - \gamma^5)t^a q)(\bar{q}(1 + \gamma^5)t^a h).
\end{aligned} \tag{6.5.2}$$



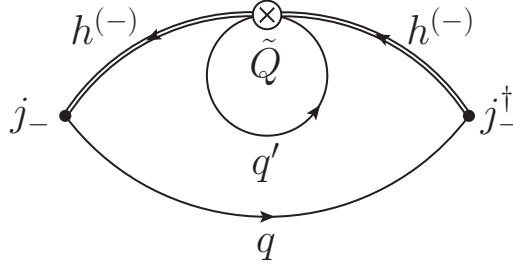


Figure 6.5: Leading order eye contraction.

Our basis of evanescent operators and the results of the matching computation can be found in Appendix G.1.2. We only consider the isospin-breaking combinations of operators

$$Q_i = Q_i^u - Q_i^d, \quad T_i = T_i^u - T_i^d, \quad (6.5.3)$$

and their analogues in HQET. This implies that the eye contractions displayed in Figure 6.5 cancel in the limit of exact isospin symmetry.

The matrix elements are

$$\langle Q_i(\mu) \rangle = A_i f_B^2 M_B^2 B_i(\mu), \quad \langle T_i(\mu) \rangle = A_i f_B^2 M_B^2 \epsilon_i(\mu), \quad (6.5.4)$$

where  $\langle Q \rangle = \langle B^- | Q | B^- \rangle$ , the coefficients read

$$A_1 = 1, \quad A_2 = \frac{M_B^2}{(m_b + m_q)^2}, \quad (6.5.5)$$

and  $B_i = 1, \epsilon_i = 0$  corresponds to the VSA approximation, matching our definitions in Equations C.0.3 and C.0.4. Similarly we obtain for the HQET operators

$$\langle \tilde{Q}_i(\mu) \rangle = \tilde{A}_i F^2(\mu) \tilde{B}_i(\mu), \quad \langle \tilde{T}_i(\mu) \rangle = \tilde{A}_i F^2(\mu) \tilde{\epsilon}_i(\mu), \quad (6.5.6)$$

where

$$\tilde{A}_1 = 1, \quad \tilde{A}_2 = 1. \quad (6.5.7)$$

### 6.5.2 Results for the spectral functions and bag parameters

For the  $\Delta B = 0$  operators we use the same conventions for the decomposition of the three-point correlator and the sum rule as for the  $\Delta B = 2$  operators above. We

obtain for the double discontinuities of the non-factorizable contributions

$$\begin{aligned}
r_{\tilde{Q}_i}(x, L_\omega) &= 0, \\
r_{\tilde{T}_1}(x, L_\omega) &= -8 + \frac{a_1}{8} + \frac{2\pi^2}{3} - \frac{3}{2}L_\omega - \frac{1}{4}\phi(x), \\
r_{\tilde{T}_2}(x, L_\omega) &= -\frac{29}{4} + \frac{a_2}{8} + \frac{2\pi^2}{3} - \frac{3}{2}L_\omega - \frac{1}{4}\phi(x).
\end{aligned} \tag{6.5.8}$$

The leading condensate contributions have been determined in [365]. From their results we deduce that

$$\begin{aligned}
\rho_{\tilde{Q}_i}^{\text{cond}}(\omega_1, \omega_2) &= 0 + \dots, \\
\rho_{\tilde{T}_1}^{\text{cond}}(\omega_1, \omega_2) &= \frac{\langle g_s \bar{q} \sigma_{\mu\nu} G^{\mu\nu} q \rangle}{128\pi^2} [\delta(\omega_1) + \delta(\omega_2)] + \dots, \\
\rho_{\tilde{T}_2}^{\text{cond}}(\omega_1, \omega_2) &= -\frac{1}{64\pi^2} \left[ \left\langle \frac{\alpha_s}{\pi} G^2 \right\rangle + \langle g_s \bar{q} \sigma_{\mu\nu} G^{\mu\nu} q \rangle [\delta(\omega_1) + \delta(\omega_2)] \right] + \dots,
\end{aligned} \tag{6.5.9}$$

where the dots indicate factorizable contributions,  $\alpha_s$  corrections and contributions from condensates of dimension six and higher. To determine the condensate contributions to the HQET parameters we have used the traditional form of the sum rule, because the appearance of the  $\delta$ -functions prevents the application of a weight function analogous to Equation 6.3.24. We find

$$\begin{aligned}
\Delta \tilde{B}_i^{\text{cond}}(1.5 \text{ GeV}) &= 0.000 \pm 0.002, \\
\Delta \tilde{\epsilon}_1^{\text{cond}}(1.5 \text{ GeV}) &= -0.005 \pm 0.003, \\
\Delta \tilde{\epsilon}_2^{\text{cond}}(1.5 \text{ GeV}) &= 0.006 \pm 0.004.
\end{aligned} \tag{6.5.10}$$

The associated errors were determined from an uncertainty of  $\pm 0.002$  for missing higher-dimensional condensates, variations of the Borel parameters and the continuum cutoff and the uncertainty in the condensates

$$\begin{aligned}
\left\langle \frac{\alpha_s}{\pi} G^2 \right\rangle &= (0.012 \pm 0.006) \text{ GeV}^4, \\
\langle g_s \bar{q} \sigma_{\mu\nu} G^{\mu\nu} q \rangle &= (-0.011 \pm 0.002) \text{ GeV}^5.
\end{aligned} \tag{6.5.11}$$

We note that our results for the contributions of the condensate corrections to the deviation of the bag parameters from the VSA are much smaller than those of [365]. This is mostly due to the choice of the Borel parameter. We use  $t \sim 1 \text{ GeV}$  where the sum rule is stable against variations of the Borel parameter, while the Borel region of [365] translates to  $t = 0.35\text{--}0.5 \text{ GeV}$ , where the sum rule becomes unstable as can be seen in their plots. Our choice is also preferred by other modern sum rule analyses [364, 407, 408].

Following the same analysis strategy for the perturbative contributions as described

for the  $\Delta B = 2$  bag parameters in Section 6.4.1, we find the HQET bag parameters

$$\begin{aligned}
\tilde{B}_1(1.5 \text{ GeV}) &= 1.000_{-0.020}^{+0.020} \\
&= 1.000_{-0.000}^{+0.000}(\bar{\Lambda})_{-0.020}^{+0.020}(\text{intr.})_{-0.002}^{+0.002}(\text{cond.})_{-0.001}^{+0.000}(\mu_\rho), \\
\tilde{B}_2(1.5 \text{ GeV}) &= 1.000_{-0.020}^{+0.020} \\
&= 1.000_{-0.000}^{+0.000}(\bar{\Lambda})_{-0.020}^{+0.020}(\text{intr.})_{-0.002}^{+0.002}(\text{cond.})_{-0.001}^{+0.000}(\mu_\rho), \\
\tilde{\epsilon}_1(1.5 \text{ GeV}) &= -0.016_{-0.022}^{+0.021} \\
&= -0.016_{-0.008}^{+0.007}(\bar{\Lambda})_{-0.020}^{+0.020}(\text{intr.})_{-0.003}^{+0.003}(\text{cond.})_{-0.003}^{+0.003}(\mu_\rho), \\
\tilde{\epsilon}_2(1.5 \text{ GeV}) &= 0.004_{-0.022}^{+0.022} \\
&= 0.004_{-0.008}^{+0.007}(\bar{\Lambda})_{-0.020}^{+0.020}(\text{intr.})_{-0.004}^{+0.004}(\text{cond.})_{-0.002}^{+0.002}(\mu_\rho).
\end{aligned} \tag{6.5.12}$$

where we have set  $a_1 = a_2 = 0$ . At the considered order, there is no deviation from the VSA for the bag parameters of the colour singlet operators, as can be seen from Equations 6.5.8 and 6.5.9, because the corresponding colour factors vanish. The deviations for the colour octet operators are in the range 0–2 % for scales  $\mu_\rho$  between 1 GeV and 2 GeV. In QCD we obtain

$$\begin{aligned}
\bar{B}_1(\mu = \bar{m}_b(\bar{m}_b)) &= 1.028_{-0.056}^{+0.064} \\
&= 1.028_{-0.019}^{+0.019}(\text{sum rule})_{-0.053}^{+0.061}(\text{matching}), \\
\bar{B}_2(\mu = \bar{m}_b(\bar{m}_b)) &= 0.988_{-0.079}^{+0.087} \\
&= 0.988_{-0.020}^{+0.020}(\text{sum rule})_{-0.077}^{+0.085}(\text{matching}), \\
\bar{\epsilon}_1(\mu = \bar{m}_b(\bar{m}_b)) &= -0.107_{-0.029}^{+0.028} \\
&= -0.107_{-0.024}^{+0.023}(\text{sum rule})_{-0.017}^{+0.015}(\text{matching}), \\
\bar{\epsilon}_2(\mu = \bar{m}_b(\bar{m}_b)) &= -0.033_{-0.021}^{+0.021} \\
&= -0.033_{-0.018}^{+0.018}(\text{sum rule})_{-0.011}^{+0.011}(\text{matching}).
\end{aligned} \tag{6.5.13}$$

The RG evolution and the perturbative matching cause larger deviations from the VSA, but these do not exceed 11 %.

In Figure 6.6 we compare our results to previous ones from sum rules [365, 366] and the lattice [216, 409]. The results of [365, 366, 409] were obtained within HQET. For the comparison we match their results to QCD at tree level while expanding factors of  $\tilde{A}_i/\bar{A}_Q(\bar{m}_b(\bar{m}_b))$  in  $1/m_b$ . As discussed in Section 6.4.1 this effectively includes  $1/m_b$  corrections in the VSA approximation.

The  $\bar{B}_i$  are in good agreement, with the exception of the value for  $\bar{B}_2$  from [216], which differs from the other results and the VSA by a factor of about two. While the other sum rule results for the  $\bar{\epsilon}_i$  agree reasonably well with ours, the lattice results for  $\bar{\epsilon}_1$  show significantly smaller deviations from the VSA. The similarity between the sum rule results [365, 366] and ours appears to be mostly coincidental, because

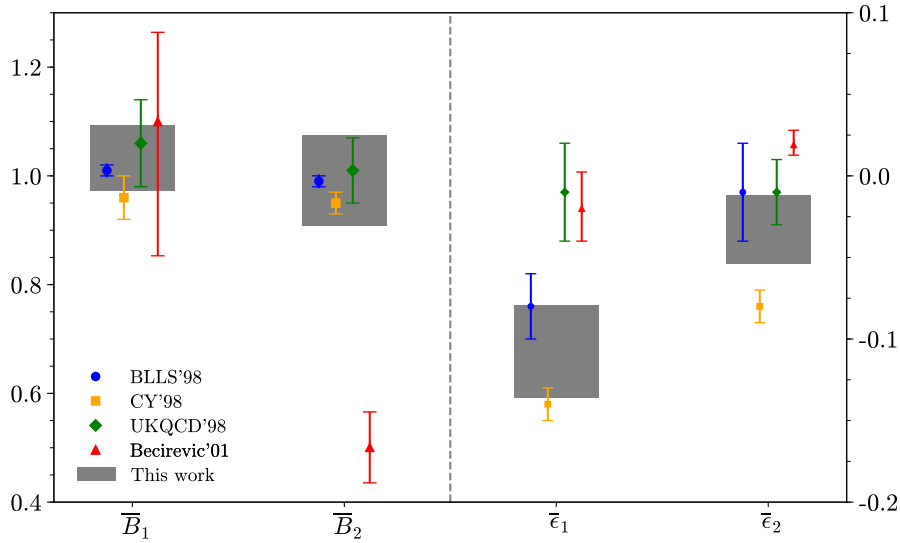


Figure 6.6: Comparison of our results for the  $\Delta B = 0$  bag parameters at the scale  $\bar{m}_b(\bar{m}_b)$  to the HQET sum rule results BLS'98 [365] and CY'98 [366], and the lattice values of UKQCD'98 [409] and Becirevic'01 [216].

of the following reasons. We find that the bulk of the deviation from the VSA in the  $\bar{\tau}_i$  is due to the RG running and matching, while the latter was not considered in [365, 366]. In their analyses, there is instead a sizeable deviation at the hadronic scale, originating from the condensate contributions. In comparison with [365] we find that this is due to the choice of very small values of the Borel parameter which lie outside of the stability region as discussed above. To properly assess the origin of the smallness of the lattice results [216, 409] for the  $\bar{\tau}_i$  would need comparison with a state-of-the-art lattice simulation which currently does not exist, as many of the approximations made in [216, 409], like quenching, have since been reappraised.

### 6.5.3 Results for the lifetime ratios

Using our results in Equation 6.5.13 for the dimension-six bag parameters, and the VSA for the dimension-seven bag parameters (as defined in [230]) with uncertainties

$\rho_i = 1 \pm 1/12$ ,  $\sigma_i = 0 \pm 1/6$ , we find

$$\begin{aligned}
\left. \frac{\tau(B^+)}{\tau(B_d)} \right|_{\text{exp}} &= 1.076 \pm 0.004, \\
\left. \frac{\tau(B^+)}{\tau(B_d)} \right|_{\overline{\text{MS}}} &= 1.078^{+0.021}_{-0.023} \\
&= 1.078^{+0.020}_{-0.019}(\text{had.})^{+0.002}_{-0.011}(\text{scale}) \pm 0.006(\text{param.}), \\
\left. \frac{\tau(B^+)}{\tau(B_d)} \right|_{\text{PS}} &= 1.082^{+0.022}_{-0.026} \\
&= 1.082 \pm 0.021(\text{had.})^{+0.000}_{-0.015}(\text{scale}) \pm 0.006(\text{param.}), \\
\left. \frac{\tau(B^+)}{\tau(B_d)} \right|_{1\text{S}} &= 1.082^{+0.023}_{-0.028} \\
&= 1.082^{+0.022}_{-0.021}(\text{had.})^{+0.001}_{-0.017}(\text{scale})^{+0.007}_{-0.006}(\text{param.}), \\
\left. \frac{\tau(B^+)}{\tau(B_d)} \right|_{\text{kin}} &= 1.081^{+0.022}_{-0.027} \\
&= 1.081 \pm 0.021(\text{had.})^{+0.001}_{-0.016}(\text{scale}) \pm 0.006(\text{param.}),
\end{aligned} \tag{6.5.14}$$

as our predictions for the lifetime ratio – showing excellent agreement with the experimental value and very good consistency between different mass schemes. The biggest contributions to the total uncertainty are still from the hadronic matrix elements, specifically from  $\epsilon_1$  with  $\pm 0.015$  and  $\sigma_3$  with  $\pm 0.013$ . In the future, they can be reduced with an independent determination of the dimension-six bag parameters and a sum-rule determination of the dimension-seven bag parameters.

We also update the prediction for the lifetime ratio  $\tau(B_s)/\tau(B_d)$  in the  $\overline{\text{MS}}$  scheme, by using Equation 117 from [367]:

$$\begin{aligned}
\left. \frac{\tau(B_s)}{\tau(B_d)} \right|_{\text{exp}} &= 0.994 \pm 0.004, \\
\left. \frac{\tau(B_s)}{\tau(B_d)} \right|_{\overline{\text{MS}}} &= 0.9994 \pm 0.0025 \\
&= 0.9994 \pm 0.0014(\text{had.}) \pm 0.0006(\text{scale}) \pm 0.0020(1/m_b^4),
\end{aligned} \tag{6.5.15}$$

where we have added an uncertainty estimate for the spectator effects at order  $1/m_b^4$  which have not been considered in [367]. With respect to our determination in Chapter 3, the difference between the theory prediction and the experimental value for  $\tau(B_s)/\tau(B_d)$  is reduced from  $2.5\sigma$  to  $1.1\sigma$ .

## 6.6 Matrix elements for charm and the $D^+ - D^0$ lifetime ratio

The HQET sum rule analysis can easily be adapted to the charm sector. It is common to quote the matrix elements for the charm sector at the scale 3 GeV instead of the charm quark mass (see [268, 410, 411]), and we adopt that convention for ease of comparison. Consequently we also use 3 GeV as the central matching scale. In the error analysis it is varied between 2 GeV and 4 GeV. To account for the lower value of charm quark mass we assume that the uncertainty due to power corrections is 0.03 instead of 0.01 for the bottom sector. Otherwise, we use the same analysis strategy as in the bottom sector which is outlined in Section 6.4.1.

### 6.6.1 Matrix elements for $D$ mixing

The latest lattice QCD study [411] for  $D$  mixing only gives results for the matrix elements and not for the bag parameters. We do the same here and obtain, using the value of the  $D$  meson decay constant from Appendix G.2,

$$\begin{aligned}
\langle Q_1(3 \text{ GeV}) \rangle / \text{GeV}^4 &= 0.265_{-0.021}^{+0.024} \\
&= 0.265_{-0.010}^{+0.006}(\text{s.r.})_{-0.014}^{+0.019}(\text{matching})_{-0.012}^{+0.013}(f_D), \\
-\langle Q_2(3 \text{ GeV}) \rangle / \text{GeV}^4 &= 0.502_{-0.092}^{+0.124} \\
&= 0.502_{-0.078}^{+0.094}(\text{s.r.})_{-0.044}^{+0.076}(\text{matching})_{-0.023}^{+0.024}(f_D), \\
\langle Q_3(3 \text{ GeV}) \rangle / \text{GeV}^4 &= 0.135_{-0.029}^{+0.037} \\
&= 0.135_{-0.026}^{+0.031}(\text{s.r.})_{-0.010}^{+0.019}(\text{matching})_{-0.006}^{+0.006}(f_D), \\
\langle Q_4(3 \text{ GeV}) \rangle / \text{GeV}^4 &= 0.792_{-0.122}^{+0.175} \\
&= 0.792_{-0.093}^{+0.116}(\text{s.r.})_{-0.070}^{+0.125}(\text{matching})_{-0.037}^{+0.038}(f_D), \\
\langle Q_5(3 \text{ GeV}) \rangle / \text{GeV}^4 &= 0.340_{-0.039}^{+0.060} \\
&= 0.340_{-0.021}^{+0.027}(\text{s.r.})_{-0.029}^{+0.051}(\text{matching})_{-0.016}^{+0.016}(f_D).
\end{aligned} \tag{6.6.1}$$

The relative uncertainties in the charm sector are consistently larger than those in the bottom sector because of larger perturbative corrections due to a larger value of  $\alpha_s$  at the smaller scales and larger power corrections. This effect is most pronounced for  $Q_2$ ,  $Q_4$  and  $Q_5$  where the relative uncertainty is larger by a factor of order two. In the matrix elements we have an additional uncertainty from the value of the decay constant which is added in quadrature.

We compare our results to those from the lattice in Figure 6.7. There is a consistent hierarchy with decreasing values from the results of the FNAL/MILC collaboration

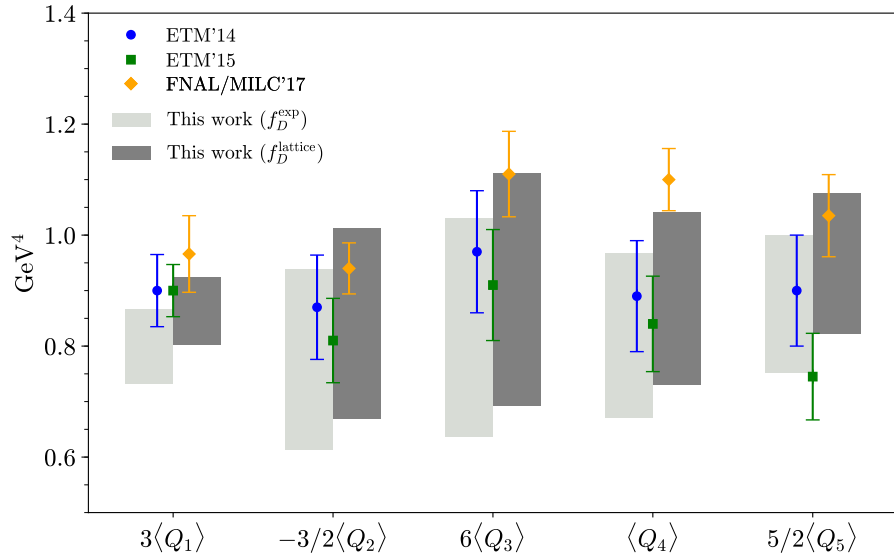


Figure 6.7: Comparison of our results for the  $\Delta C = 2$  matrix elements at the scale 3 GeV to the lattice values of ETM'14 [268], ETM'15 [410] and FNAL/MILC'17 [411]. The values for the matrix elements of the ETM collaboration are extracted from Figure 16 of [411].

[411], those of the ETM collaboration [268, 410] and ours. The only exception is the value of  $\langle Q_5 \rangle$  from [410] which lies below ours. If we use the lattice average [390] for the decay constant  $f_D^{\text{lattice}} = (211.9 \pm 1.1) \text{ MeV}$  in place of the experimental average  $f_D^{\text{exp}} = (203.7 \pm 4.8) \text{ MeV}$  [390], we find very good agreement between our results and those of ETM and the remaining differences with respect to the FNAL/MILC results are comfortably below  $2\sigma$ . We prefer the experimental average of the decay constant since it is in significantly better agreement with recent sum rule results [407, 408, 412, 413]. On the other hand, using the lattice value yields a more meaningful comparison with the lattice results since the quantities we determine with the sum rule are the bag parameters and the decay constant cancels out in the comparison if the same value is used on both sides. We therefore conclude that our sum rule results for the non-factorizable contributions to the bag parameters are in good agreement with lattice simulations. An investigation of the differences in the numerical values of the decay constant is beyond the scope of this work.

### 6.6.2 Matrix elements for $D$ lifetimes and $\tau(D^+)/\tau(D^0)$

Our results for the  $\Delta C = 0$  bag parameters are

$$\begin{aligned}
\bar{B}_1(3 \text{ GeV}) &= 0.902^{+0.077}_{-0.051} \\
&= 0.902^{+0.018}_{-0.018}(\text{sum rule})^{+0.075}_{-0.048}(\text{matching}), \\
\bar{B}_2(3 \text{ GeV}) &= 0.739^{+0.124}_{-0.073} \\
&= 0.739^{+0.015}_{-0.015}(\text{sum rule})^{+0.123}_{-0.072}(\text{matching}), \\
\bar{\epsilon}_1(3 \text{ GeV}) &= -0.132^{+0.041}_{-0.046} \\
&= -0.132^{+0.025}_{-0.026}(\text{sum rule})^{+0.033}_{-0.038}(\text{matching}), \\
\bar{\epsilon}_2(3 \text{ GeV}) &= -0.005^{+0.032}_{-0.032} \\
&= -0.005^{+0.011}_{-0.012}(\text{sum rule})^{+0.030}_{-0.030}(\text{matching}).
\end{aligned} \tag{6.6.2}$$

While the uncertainties in  $B_{1,2}$  are similar to those in the  $B$  sector we find that those in  $\epsilon_{1,2}$  are larger by about 50%. The latter ones are dominated by the non-factorizable power correction and the intrinsic sum rule errors which are both based on somewhat ad-hoc estimates. As such, our values for the uncertainties of  $\epsilon_{1,2}$  should be taken with a grain of salt and lattice results for the  $\Delta C = 0$  bag parameters could provide an important consistency check. As an alternative, it should also be possible to reduce the dominant error due to non-factorizable  $1/m_c$  corrections by performing the operator matching up to the order  $1/m_c$  and determine the matrix elements of the subleading HQET operators using sum rules.

We update our result for the  $D$  meson lifetime ratio from [230] using the dimension-six bag parameters (Equation 6.6.2) and the VSA for the dimension-seven bag parameters, with uncertainties  $\rho_i = 1 \pm 1/12$ ,  $\sigma_i = 0 \pm 1/6$ . We have converted the  $\overline{\text{MS}}$  value of the charm quark mass to the PS mass at  $\mu_f = 1 \text{ GeV}$  and the 1S mass at four-loop accuracy using `RunDec`. The kinetic mass at the scale 1 GeV is determined with two-loop accuracy using an unpublished version of the `QQbar_Threshold` code [414, 415]. The central value for the scales  $\mu_1$  and  $\mu_0$  is fixed to 1.5 GeV for all mass



schemes and varied between 1 GeV and 3 GeV. We find

$$\begin{aligned}
\left. \frac{\tau(D^+)}{\tau(D^0)} \right|_{\text{exp}} &= 2.536 \pm 0.019, \\
\left. \frac{\tau(D^+)}{\tau(D^0)} \right|_{\overline{\text{MS}}} &= 2.61_{-0.77}^{+0.72} \\
&= 2.61_{-0.66}^{+0.70}(\text{had.})_{-0.38}^{+0.12}(\text{scale}) \pm 0.09(\text{param.}), \\
\left. \frac{\tau(D^+)}{\tau(D^0)} \right|_{\text{PS}} &= 2.70_{-0.82}^{+0.74} \\
&= 2.70_{-0.68}^{+0.72}(\text{had.})_{-0.45}^{+0.11}(\text{scale}) \pm 0.10(\text{param.}), \\
\left. \frac{\tau(D^+)}{\tau(D^0)} \right|_{\text{1S}} &= 2.56_{-0.99}^{+0.81} \\
&= 2.56_{-0.74}^{+0.78}(\text{had.})_{-0.65}^{+0.22}(\text{scale}) \pm 0.10(\text{param.}), \\
\left. \frac{\tau(D^+)}{\tau(D^0)} \right|_{\text{kin}} &= 2.53_{-0.76}^{+0.72} \\
&= 2.53_{-0.66}^{+0.70}(\text{had.})_{-0.37}^{+0.13}(\text{scale}) \pm 0.10(\text{param.}),
\end{aligned} \tag{6.6.3}$$

which is in very good agreement. The various mass schemes are all consistent and we again take the PS result as our preferred value. The dominant sources of uncertainties are the bag parameters  $\epsilon_1$  and  $\sigma_3$  which both contribute  $\pm 0.5$  to the error budget of the lifetime ratio. Both errors can be reduced in the future with a lattice determination of the dimension-six matrix elements and a sum-rule determination of the dimension-seven bag parameters, respectively. In the PS scheme, the radiative corrections are of the order  $+27\%$ , and the power corrections of the order  $-34\%$ , which indicate good convergence behaviour. We therefore conclude that the HQE provides a good description of the lifetime ratio  $\tau(D^+)/\tau(D^0)$ .

## 6.7 Summary

We have determined the matrix elements of the dimension-six  $\Delta F = 0, 2$  operators for the bottom and charm sector using HQET sum rules. Our findings for the  $\Delta F = 2$  matrix elements are in good agreement with recent lattice [181, 217, 268, 358, 410, 411] and sum rule [363] results. Our  $\Delta F = 0$  results are the first state-of-the-art values for the matrix elements required for  $B$  and  $D$  meson lifetime ratios. The uncertainties in our analyses for the bag parameters are similar to those of recent lattice determinations in the  $B$  sector and somewhat larger in the  $D$  sector. This suggests that the uncertainty of the  $\Delta C = 0$  matrix elements could be reduced by a lattice simulation. In most cases, the dominant errors in our approach stem from the matching of QCD to HQET operators, see Appendix G.2. These errors could

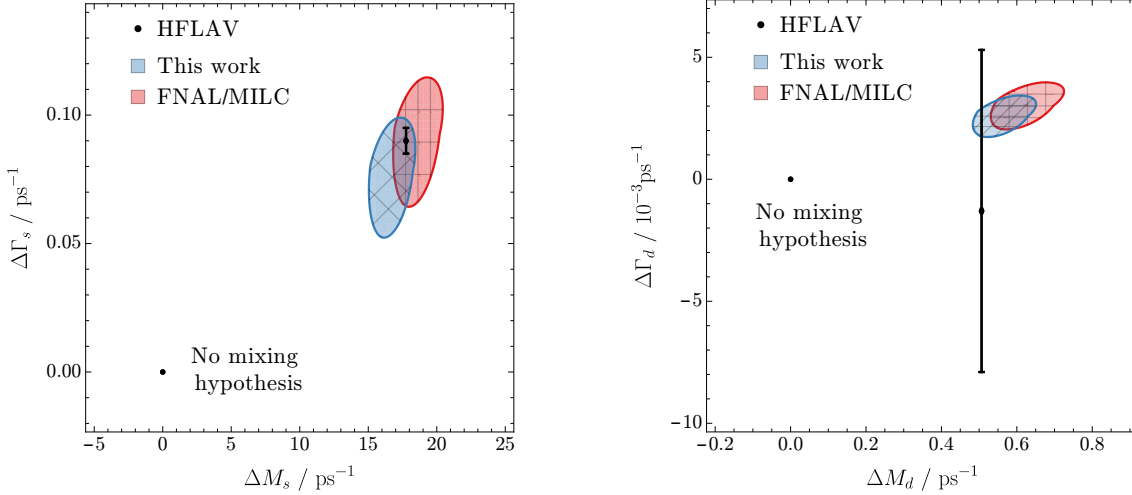


Figure 6.8: Comparison of our predictions for the mass and decay rate difference in the  $B_s$  (left) and  $B_d$  (right) system with the present experimental averages (error bars). We also show the results obtained with the lattice results of [217] for  $f_{B_q}^2 \overline{B}_{Q_i}$  and the matrix element  $\langle R_0 \rangle$  and the values given in Appendix G.2 for the other input parameters. The PS mass scheme for the bottom quarks has been used in both cases.

be reduced substantially by performing the matching calculation at NNLO. First steps towards this goal have recently been taken in [398, 402]. Consequently, in the future, sum rules will continue to be competitive with lattice simulations in the determination of four quark operators.

Our predictions for the mixing observables and lifetime ratios in the  $B$  sector are in good agreement with the experimental averages as summarized in Figures 6.8 and 6.9. In particular, the small tensions that follow from using the FNAL/MILC results [217] for the matrix elements are not confirmed by our results. We note that the predictions based on matrix elements from sum rules and from lattice simulations are compatible and lead to overall uncertainties of the same size. Taking the naive average of the bag parameters, the relative uncertainties of the mass and decay rate difference are only reduced by about 9% and 6% respectively, because other sources of uncertainties (e.g. the matrix elements of dimension-seven operators) are dominant.

We find that the experimental value for the lifetime ratio  $\tau(D^+)/\tau(D^0)$  can be reproduced within the HQE. This is a strong indication that the HQE does not break down in the charm sector. However, due to sizeable hadronic uncertainties, we cannot exclude large duality violations at the level of 20–30% yet. On the other hand, the  $D$  mixing observables are very sensitive to duality violations and might offer a handle on a better quantitative understanding of these effects [231].

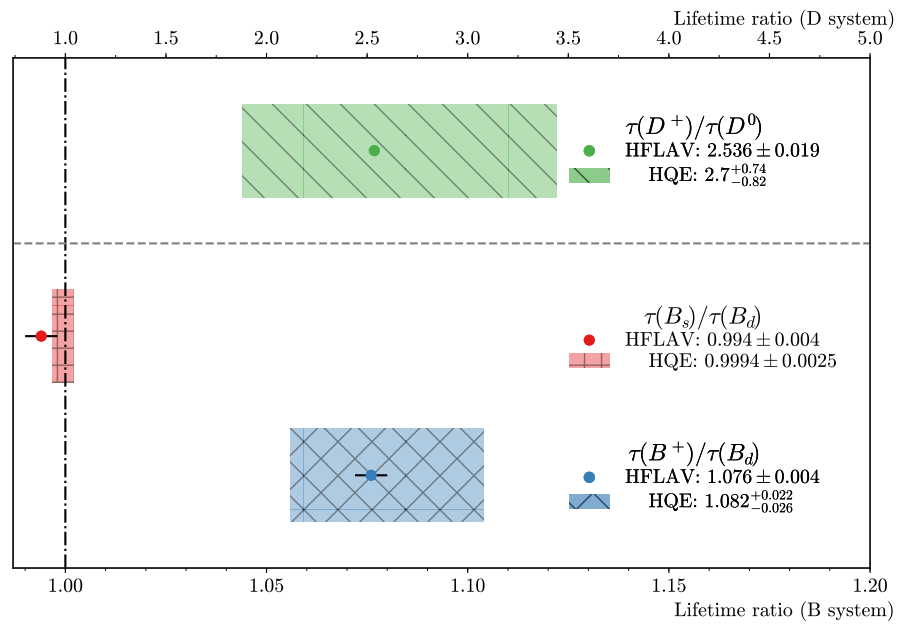


Figure 6.9: Comparison of our predictions for the lifetime ratios of heavy mesons with the present experimental averages.



# Chapter 7

## One constraint to kill them all?

### 7.1 Introduction

As we have discussed in Section 1.3.4, there are many intriguing anomalies in the  $b$  quark sector, for which a variety of possible classes of new physics model have been proposed. However, any new  $b\bar{s}$ -coupling immediately gives tree-level contributions to  $B_s$  mixing, which is strongly constrained by experiment. For many years, the SM prediction for  $\Delta M_s$  (see Equation 7.2.1) has perfectly agreed with the experimental measurement. Recently, there has been an updated average provided by FLAG of the important input parameter  $f_{B_s}\hat{B}$ , and this increases the SM prediction by around 10% to a value considerably above experiment. In this chapter, we investigate the consequences of this updated theory prediction. We will find that the allowed parameter space for  $Z'$  and leptoquark models that can explain the  $B$  anomalies is severely reduced by this change. Remarkably, for  $Z'$  models the upper bound on the  $Z'$  mass approaches dangerously close to the energy scales already probed by the LHC. We finally identify some directions for model building in order to alleviate the tension with  $B_s$  mixing. More details of the SM prediction and error breakdown, along with a critical discussion of the theoretical uncertainties can be found in Appendix H.

### 7.2 $B_s$ mixing in the SM

Having discussed in detail the theory of  $B_s$  mixing in Section 2.4.2, we move straight into our updated prediction of the mass difference.

Two commonly used SM predictions of  $\Delta M_s$  are

$$\begin{aligned}\Delta M_s^{\text{SM},2011} &= (17.3 \pm 2.6) \text{ ps}^{-1}, \\ \Delta M_s^{\text{SM},2015} &= (18.3 \pm 2.7) \text{ ps}^{-1},\end{aligned}\tag{7.2.1}$$

given in [208] and [165] respectively, which both give very good agreement with the experimental measurement [142]:

$$\Delta M_s^{\text{exp}} = (17.757 \pm 0.021) \text{ ps}^{-1}.\tag{7.2.2}$$

In 2016 Fermilab/MILC presented a new calculation [217], which gave considerably larger values for the non-perturbative input  $f_{B_s} \hat{B}$ , resulting in values around  $20 \text{ ps}^{-1}$  for the mass difference [217, 218, 416, 417] which are much larger than experiment. An independent confirmation of these large values would of course be desirable; a first step in that direction is our work in Chapter 6 which is in agreement with Fermilab/MILC for the bag parameters.

Using the most recent numerical inputs (as listed in Appendix H.1) we predict the mass difference of the neutral  $B_s$  mesons to be<sup>1</sup>

$$\boxed{\Delta M_s^{\text{SM},2017} = (20.01 \pm 1.25) \text{ ps}^{-1}}.\tag{7.2.3}$$

As in previous calculations, the dominant uncertainty in this result comes from the lattice predictions for the non-perturbative parameters  $B$  and  $f_{B_s}$ , giving a relative error of 5.8 %, while the next-to-leading contribution comes from the uncertainty in the CKM elements. A detailed discussion of the error budget is given in Appendix H.2.

The updated central value for the mass difference in Equation 7.2.3 is  $1.8\sigma$  above the experimental one given in Equation 7.2.2, which has profound implications for NP models that predict sizeable positive contributions to  $B_s$  mixing. As the SM prediction depends strongly on the non-perturbative input as well as the values of the CKM elements, we take our values from the relevant groups in those fields, FLAG and CKMfitter respectively. In general, the presence of BSM physics can affect the determination of the CKM elements, and hence the SM prediction of  $\Delta M$  can in general differ from the one we use – see e.g. the case of a fourth chiral fermion generation [418]. In the following, we will assume that NP effects do not invoke sizeable shifts in the CKM elements. Further discussion of the lattice and CKM dependencies can be found in Appendices H.3 and H.4.

---

<sup>1</sup>A more conservative determination of the SM value of the mass difference using only tree-level inputs for the CKM parameters can be found in Equation H.4.6.

## 7.3 $B_s$ mixing beyond the SM

To determine the allowed space for NP effects in  $B_s$  mixing we compare the experimental measurement of the mass difference with the SM prediction plus some NP component:

$$\Delta M_s^{\text{exp}} = 2 \left| M_{12}^{\text{SM}} + M_{12}^{\text{NP}} \right| = \Delta M_s^{\text{SM}} \left| 1 + \frac{M_{12}^{\text{NP}}}{M_{12}^{\text{SM}}} \right|. \quad (7.3.1)$$

A simple estimate shows that the change in the SM prediction from Equation 7.2.1 to Equation 7.2.3 can have a drastic impact on the size of the allowed BSM effects on  $B_s$  mixing. For a generic NP model we can introduce the parameterisation

$$\frac{\Delta M_s^{\text{exp}}}{\Delta M_s^{\text{SM}}} = \left| 1 + \frac{\kappa}{\Lambda_{\text{NP}}^2} \right|, \quad (7.3.2)$$

where  $\Lambda_{\text{NP}}$  denotes the mass scale of the NP mediator and  $\kappa$  is a dimensionful quantity which encodes NP couplings and the SM contribution. If  $\kappa > 0$ , which is often the case in BSM scenarios considered in the literature,<sup>1</sup> the  $2\sigma$  bound on  $\Lambda_{\text{NP}}$  scales like

$$\frac{\Lambda_{\text{NP}}^{2017}}{\Lambda_{\text{NP}}^{2015}} = \sqrt{\frac{\frac{\Delta M_s^{\text{exp}}}{(\Delta M_s^{\text{SM}} - 2\delta\Delta M_s^{\text{SM}})^{2015}} - 1}{\frac{\Delta M_s^{\text{exp}}}{(\Delta M_s^{\text{SM}} - 2\delta\Delta M_s^{\text{SM}})^{2017}} - 1}} \simeq 5.2, \quad (7.3.3)$$

where  $\delta\Delta M_s^{\text{SM}}$  denotes the  $1\sigma$  error of the SM prediction. Hence in models where  $\kappa > 0$ , the limit on the mass of the NP mediators is strengthened by a factor 5. On the other hand, if the tension between the SM prediction and  $\Delta M_s^{\text{exp}}$  increases in the future, a NP contribution with  $\kappa < 0$  would be required in order to accommodate the discrepancy.

A typical example where  $\kappa > 0$  is that of a purely left-handed (LH) vector-current operator, which arises from the exchange of a single mediator featuring real couplings (see Section 7.3.1 for an example). In such a case, the short distance contribution to  $B_s$  mixing is described by the effective Lagrangian

$$\mathcal{L}_{\Delta B=2}^{\text{NP}} = -\frac{4G_F}{\sqrt{2}} (V_{tb}V_{ts}^*)^2 C_{bs}^{LL} (\bar{s}_L\gamma_\mu b_L)^2 + \text{h.c.}, \quad (7.3.4)$$

where  $C_{bs}^{LL}$  is a Wilson coefficient to be matched with UV models, and which enters Equation 7.3.1 as

$$\frac{\Delta M_s^{\text{exp}}}{\Delta M_s^{\text{SM}}} = \left| 1 + \frac{C_{bs}^{LL}}{R_{\text{SM}}^{\text{loop}}} \right|, \quad (7.3.5)$$

<sup>1</sup>See for example the papers by Blanke and Buras [218, 419] where they show that so-called CMFV models always lead to  $\kappa > 0$ .

where

$$R_{\text{SM}}^{\text{loop}} = \frac{\sqrt{2}G_F M_W^2 \hat{\eta}_{2B} S_0(x_t)}{16\pi^2} = 1.3397 \times 10^{-3}. \quad (7.3.6)$$

In the rest of this chapter, we will show how the updated bound from  $\Delta M_s$  impacts the parameter space of simplified models (with  $\kappa > 0$ ) that have been put forth to explain the recent discrepancies in semileptonic  $B$  physics data (Section 7.3.1), and then discuss some model-building directions in order to achieve  $\kappa < 0$  (Section 7.3.2).

### 7.3.1 Impact of $B_s$ mixing on NP models for B-anomalies

A useful application of the refined SM prediction in Equation 7.2.3 is in the context of the recent hints of LFU violation in both neutral and charged current semileptonic  $B$  meson decays. Focussing first on neutral current anomalies, the main observables are the LFU violating ratios (which we defined in Equation 1.3.2), together with the angular distributions of  $B \rightarrow K^{(*)}\mu^+\mu^-$  [69–76, 86, 420] and the branching ratios of hadronic  $b \rightarrow s\mu^+\mu^-$  decays [69, 71, 421]. As hinted at by various recent global fits [95–100] (and in order to simplify the discussion), we assume NP contributions only in purely LH vector currents involving muons. The generalisation to different type of operators is straightforward. The effective Lagrangian for semileptonic  $b \rightarrow s\mu^+\mu^-$  transitions contains the terms

$$\mathcal{L}_{b \rightarrow s\mu\mu}^{\text{NP}} \supset \frac{4G_F}{\sqrt{2}} V_{tb} V_{ts}^* (\Delta C_9^\mu \mathcal{O}_9^\mu + \Delta C_{10}^\mu \mathcal{O}_{10}^\mu) + \text{h.c.}, \quad (7.3.7)$$

with

$$\mathcal{O}_9^\mu = \frac{\alpha}{4\pi} (\bar{s}_L \gamma_\mu b_L) (\bar{\mu} \gamma^\mu \mu), \quad (7.3.8)$$

$$\mathcal{O}_{10}^\mu = \frac{\alpha}{4\pi} (\bar{s}_L \gamma_\mu b_L) (\bar{\mu} \gamma^\mu \gamma_5 \mu). \quad (7.3.9)$$

Assuming purely LH currents and real Wilson coefficients the best-fit of  $R_K$  and  $R_{K^*}$  yields (from e.g. [98]):  $\text{Re}(\Delta C_9^\mu) = -\text{Re}(\Delta C_{10}^\mu) \in [-0.81, -0.48]$  ( $[-1.00, -0.32]$ ) at  $1\sigma$  ( $2\sigma$ ). Including also the data on  $B \rightarrow K^{(*)}\mu^+\mu^-$  angular distributions and other  $b \rightarrow s\mu^+\mu^-$  observables<sup>1</sup> improves the statistical significance of the fit, but does not necessarily imply larger deviations of  $\text{Re}(\Delta C_9^\mu)$  from zero (see e.g. [97]). In the following we will limit ourselves to the  $R_K$  and  $R_{K^*}$  observables and denote this benchmark as “ $R_{K^{(*)}}$ ”.

<sup>1</sup>These include for instance  $\mathcal{B}(B_s \rightarrow \mu^+\mu^-)$  which is particularly constraining in the case of pseudo-scalar mediated quark transitions (see e.g. [422]).



$Z'$

A paradigmatic NP model for explaining the  $B$ -anomalies in neutral currents is that of a  $Z'$  dominantly coupled via LH currents. Here we focus only on the part of the Lagrangian relevant for  $b \rightarrow s\mu^+\mu^-$  transitions and  $B_s$  mixing, namely

$$\mathcal{L}_{Z'} = \frac{1}{2}M_{Z'}^2(Z'_\mu)^2 + \left(\lambda_{ij}^Q \bar{d}_L^i \gamma^\mu d_L^j + \lambda_{\alpha\beta}^L \bar{\ell}_L^\alpha \gamma^\mu \ell_L^\beta\right) Z'_\mu, \quad (7.3.10)$$

where  $d^i$  and  $\ell^\alpha$  denote down quark and charged lepton mass eigenstates, and  $\lambda^{Q,L}$  are hermitian matrices in flavour space. Of course, any full-fledged (i.e.  $SU(2)_L \times U(1)_Y$  gauge invariant and anomaly free)  $Z'$  model attempting an explanation of  $R_{K^{(*)}}$  via LH currents can be mapped into Equation 7.3.10. After integrating out the  $Z'$  at tree level, we obtain the effective Lagrangian

$$\begin{aligned} \mathcal{L}_{Z'}^{\text{eff}} &= -\frac{1}{2M_{Z'}^2} \left(\lambda_{ij}^Q \bar{d}_L^i \gamma_\mu d_L^j + \lambda_{\alpha\beta}^L \bar{\ell}_L^\alpha \gamma_\mu \ell_L^\beta\right)^2 \\ &\supset -\frac{1}{2M_{Z'}^2} \left[ (\lambda_{23}^Q)^2 (\bar{s}_L \gamma_\mu b_L)^2 + 2\lambda_{23}^Q \lambda_{22}^L (\bar{s}_L \gamma_\mu b_L) (\bar{\mu}_L \gamma^\mu \mu_L) + \text{h.c.} \right]. \end{aligned}$$

Matching with Equations 7.3.4 and 7.3.7 we get

$$\Delta C_9^\mu = -\Delta C_{10}^\mu = -\frac{\pi}{\sqrt{2}G_F M_{Z'}^2 \alpha} \left( \frac{\lambda_{23}^Q \lambda_{22}^L}{V_{tb} V_{ts}^*} \right), \quad (7.3.11)$$

and

$$C_{bs}^{LL} = \frac{\hat{\eta}^{LL}(M_{Z'})}{4\sqrt{2}G_F M_{Z'}^2} \left( \frac{\lambda_{23}^Q}{V_{tb} V_{ts}^*} \right)^2, \quad (7.3.12)$$

where  $\hat{\eta}^{LL}(M_{Z'})$  encodes the RG running down to the bottom mass scale using NLO anomalous dimensions [337, 423] – e.g. for  $M_{Z'} \in [1\text{--}10]$  TeV we find  $\hat{\eta}^{LL}(M_{Z'}) \in [0.79, 0.75]$ .

Here we consider the case of a real coupling  $\lambda_{23}^Q$ , so that  $C_{bs}^{LL} > 0$  and  $\Delta C_9^\mu = -\Delta C_{10}^\mu$  is also real. This assumption is consistent with the fact that nearly all of the groups performing global fits [89–100] (see however [424] for an exception) have so far assumed real Wilson coefficients in Equation 7.3.7, and also follows the standard approach adopted in the literature for the  $Z'$  models aiming at an explanation of the  $b \rightarrow s\mu^+\mu^-$  anomalies (for an incomplete list, see [101–130]). In fact, complex  $Z'$  couplings can arise via fermion mixing, but are subject to additional constraints from CP-violating observables (see Section 7.3.2).

The impact of the improved SM calculation of  $B_s$  mixing on the parameter space of

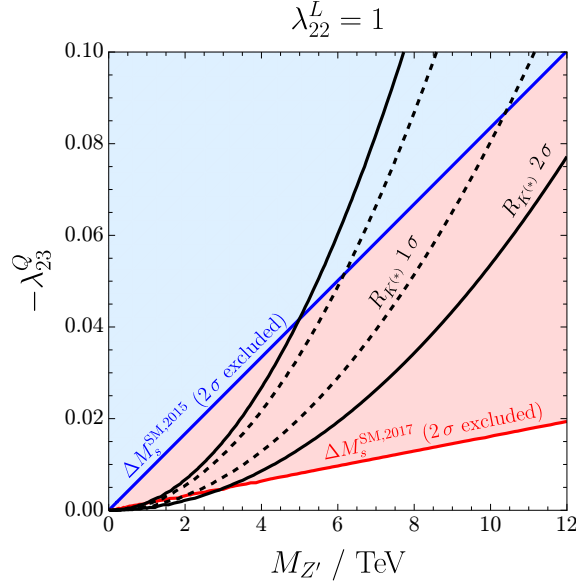


Figure 7.1: Bounds from  $B_s$  mixing on the parameter space of the simplified  $Z'$  model of Equation 7.3.10, for real  $\lambda_{23}^Q$  and  $\lambda_{22}^L = 1$ . The blue and red shaded areas correspond respectively to the  $2\sigma$  exclusions from  $\Delta M_s^{\text{SM},2015}$  and  $\Delta M_s^{\text{SM},2017}$ , while the solid (dashed) black curves encompass the  $1\sigma$  ( $2\sigma$ ) best-fit region from  $R_{K^{(*)}}$ .

the  $Z'$  explanation of  $R_{K^{(*)}}$  is displayed in Figure 7.1 for the reference value  $\lambda_{22}^L = 1$ .<sup>1</sup> Note that the old SM determination,  $\Delta M_s^{\text{SM},2015}$ , allowed for values of  $M'_{Z'}$  up to  $\approx 10$  TeV in order to explain  $R_{K^{(*)}}$  at  $1\sigma$ . In contrast, our updated  $\Delta M_s^{\text{SM},2017}$  now implies  $M'_{Z'} \lesssim 2$  TeV. Remarkably, even for  $\lambda_{22}^L = \sqrt{4\pi}$ , which saturates the perturbative unitarity bound [427, 428], we find that the updated limit from  $B_s$  mixing requires  $M'_{Z'} \lesssim 8$  TeV for the  $1\sigma$  explanation of  $R_{K^{(*)}}$ . However, whether a  $Z'$  of mass a few TeV is ruled out or not by direct searches at LHC depends on the details of the  $Z'$  model. For instance, the stringent constraints from di-lepton searches [429] are relaxed in models where the  $Z'$  couples mainly third generation fermions (as e.g. in [129]). This notwithstanding, the updated limit from  $B_s$  mixing cuts dramatically into the parameter space allowed for a  $Z'$  explanation of the  $b \rightarrow s\mu^+\mu^-$  anomalies, with important implications for the sensitivity of LHC direct searches and future colliders [430] in discovering or ruling out models of this kind.

## Leptoquarks

Another popular class of simplified models which has been proposed in order to address the  $b \rightarrow s\mu^+\mu^-$  anomalies consists of leptoquark mediators (see e.g. [307–

<sup>1</sup>For  $M'_{Z'} \lesssim 1$  TeV the coupling  $\lambda_{22}^L$  is bounded by the  $Z \rightarrow 4\mu$  measurement at LHC and by neutrino trident production [425]. See for instance Figure 1 in [426] for a recent analysis.

311, 313, 314, 316, 319, 320, 431–438]). Although  $B_s$  mixing is generated at one loop [439, 440],<sup>1</sup> and hence the constraints are expected to be milder compared to the  $Z'$  case, the connection with the anomalies is more direct due to the structure of the leptoquark couplings. For instance, let us consider the scalar leptoquark  $S_3 \sim (\bar{\mathbf{3}}, \mathbf{3})_{1/3}$ ,<sup>2</sup> with the Lagrangian

$$\mathcal{L}_{S_3} = -M_{S_3}^2 |S_3^a|^2 + y_{i\alpha}^{QL} \bar{Q}^{ci} (\epsilon \sigma^a) L^\alpha S_3^a + \text{h.c.}, \quad (7.3.13)$$

where  $\sigma^a$  (for  $a = 1, 2, 3$ ) are the Pauli matrices,  $\epsilon = i\sigma^2$ , and  $Q^i = (V_{ji}^* u_L^j \ d_L^i)^T$  and  $L^\alpha = (\nu_L^\alpha \ \ell_L^\alpha)^T$  are the quark and lepton doublet representations respectively ( $V$  being the CKM matrix). The contribution to the Wilson coefficients in Equation 7.3.7 is present at tree level and reads

$$\Delta C_9^\mu = -\Delta C_{10}^\mu = \frac{\pi}{\sqrt{2} G_F M_{S_3}^2 \alpha} \begin{pmatrix} y_{32}^{QL} & y_{22}^{QL*} \\ V_{tb} & V_{ts}^* \end{pmatrix}, \quad (7.3.14)$$

while that to  $B_s$  mixing in Equation 7.3.4 is induced at one loop [442]

$$C_{bs}^{LL} = \frac{\hat{\eta}^{LL}(M_{S_3})}{4\sqrt{2} G_F M_{S_3}^2} \frac{5}{64\pi^2} \left( \frac{y_{3\alpha}^{QL} y_{2\alpha}^{QL*}}{V_{tb} V_{ts}^*} \right)^2, \quad (7.3.15)$$

where the sum over the leptonic index  $\alpha = 1, 2, 3$  is understood. In order to compare the two observables we consider in Figure 7.2 the case in which only the couplings  $y_{32}^{QL} y_{22}^{QL*}$  (namely those directly connected to  $R_{K^{(*)}}$ ) contribute to  $B_s$  mixing, and further assume real couplings so that we can use the results of global fits which apply to real  $\Delta C_9^\mu = -\Delta C_{10}^\mu$ .

The bound on  $M_{S_3}$  from  $B_s$  mixing is strengthened by a factor of 5 due to our new determination of  $\Delta M_s$ , which requires  $M_{S_3} \lesssim 22$  TeV to explain  $R_{K^{(*)}}$  at  $1\sigma$  (see Figure 7.2).

On the other hand, in flavour models predicting a hierarchical structure for the leptoquark couplings one expects  $y_{i3}^{QL} \gg y_{i2}^{QL}$ , so that the dominant contribution to  $\Delta M_s$  is given by  $y_{33}^{QL} y_{23}^{QL*}$ . For example,  $y_{i3}^{QL} / y_{i2}^{QL} \sim \sqrt{m_\tau / m_\mu} \approx 4$  in the partial compositeness framework of [308], so that the upper bound on  $M_{S_3}$  is strengthened by a factor  $y_{33}^{QL} y_{23}^{QL*} / y_{32}^{QL} y_{22}^{QL*} \sim 16$ . The latter can then easily approach the limits from LHC direct searches which imply  $M_{S_3} \gtrsim 900$  GeV, e.g. for a QCD pair-produced  $S_3$  dominantly coupled to third generation fermions [443].

<sup>1</sup>The scalar leptoquark model proposed in [434] is a notable exception.

<sup>2</sup>Similar considerations apply to the vector leptoquarks  $U_1^\mu \sim (\mathbf{3}, \mathbf{1})_{2/3}$  and  $U_3^\mu \sim (\mathbf{3}, \mathbf{3})_{2/3}$ , which also provide a good fit for  $R_{K^{(*)}}$ . The case of massive vectors is however subtler, since the calculability of loop observables depends upon the UV completion (for a recent discussion, see e.g. [441]).

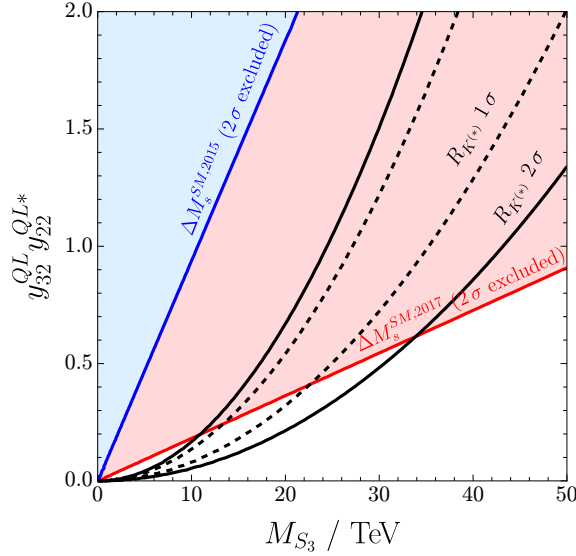


Figure 7.2: Bounds from  $B_s$  mixing on the parameter space of the scalar leptoquark model of Equation 7.3.13, for real  $y_{32}^{QL} y_{22}^{QL*}$  couplings. Meaning of shaded areas and curves as in Figure 7.1.

### Combined $R_{K^{(*)}}$ and $R_{D^{(*)}}$ explanations

Another set of intriguing anomalies in  $B$  physics data are those related to the LFU violating ratios  $R_{D^{(*)}} \equiv \mathcal{B}(B \rightarrow D^{(*)} \tau \bar{\nu}) / \mathcal{B}(B \rightarrow D^{(*)} \ell \bar{\nu})$  (here,  $\ell = e, \mu$ ), which are observed to be larger than the SM [444–446]. Notably, in this case NP competes with a tree-level SM charged current, thus requiring a sizeably larger effect compared to that needed to explain the neutral current anomalies. The conditions under which a combined explanation of  $R_{K^{(*)}}$  and  $R_{D^{(*)}}$  can be obtained, while being compatible with a plethora of other indirect constraints (such as e.g. those pointed out in [447, 448]), have been recently reassessed at the EFT level in [449]. Regarding  $B_s$  mixing, dimensional analysis (see e.g. Equation (6) in [449]) shows that models without some additional dynamical suppression (compared to semileptonic operators) are already severely constrained by the old  $\Delta M_s$  value. For instance, solutions based on a vector triplet  $V' \sim (\mathbf{1}, \mathbf{3})_0$  [450], where  $B_s$  mixing arises at tree level, are in serious tension with data unless one invokes e.g. a percent level cancellation from extra contributions [449]. The updated value of  $\Delta M_s$  in Equation 7.2.3 only increases the tuning required. On the other hand, leptoquark solutions (e.g. the vector  $U_1^\mu \sim (\mathbf{3}, \mathbf{1})_{2/3}$ ) comply better with the bound due to the fact that  $B_s$  mixing arises at one loop, but the contribution to  $\Delta M_s$  should be addressed in specific UV models whenever calculable [320].

### 7.3.2 Model building directions for $\Delta M_s^{\text{NP}} < 0$

Given the fact that  $\Delta M_s^{\text{SM}} > \Delta M_s^{\text{exp}}$  at about  $2\sigma$ , it is interesting to consider possible ways to obtain a negative NP contribution to  $\Delta M_s$ , thus relaxing the tension between the SM and the experimental measurement.

Sticking to the simplified models of Section 7.3.1 ( $Z'$  and leptoquarks coupled only to LH currents), an obvious solution to achieve  $C_{bs}^{LL} < 0$  is to allow for complex couplings (see Equation 7.3.11 and Equation 7.3.15). For instance, in  $Z'$  models this could happen as a consequence of fermion mixing if the  $Z'$  does not couple universally in the gauge-current basis. A similar mechanism could occur for vector leptoquarks arising from a spontaneously broken gauge theory, while scalar-leptoquark couplings to SM fermions are in general complex even before transforming to the mass basis.

Extra phases in the couplings are constrained by CP-violating observables, that we discuss now. In order to quantify the allowed parameter space for a generic, complex coefficient  $C_{bs}^{LL}$  in Equation 7.3.4, we parameterise NP effects in  $B_s$  mixing via

$$\frac{M_{12}^{\text{SM} + \text{NP}}}{M_{12}^{\text{SM}}} \equiv |\Delta| e^{i\phi_\Delta}, \quad (7.3.16)$$

where

$$|\Delta| = \left| 1 + \frac{C_{bs}^{LL}}{R_{\text{SM}}^{\text{loop}}} \right|, \quad \phi_\Delta = \arg \left( 1 + \frac{C_{bs}^{LL}}{R_{\text{SM}}^{\text{loop}}} \right). \quad (7.3.17)$$

The former is constrained by  $\Delta M_s^{\text{exp}}/\Delta M_s^{\text{SM}} = |\Delta|$ , while the latter by the mixing-induced CP asymmetry [165, 207]<sup>1</sup>

$$A_{\text{CP}}^{\text{mix}}(B_s \rightarrow J/\psi\phi) = \sin(\phi_\Delta - 2\beta_s), \quad (7.3.18)$$

where  $A_{\text{CP}}^{\text{mix}} = -0.021 \pm 0.031$  [142],  $\beta_s = 0.01852 \pm 0.00032$  [29], and we neglected penguin contributions [165]. The combined  $2\sigma$  constraints on the Wilson coefficient  $C_{bs}^{LL}$  are displayed in Figure 7.3.

For  $\arg(C_{bs}^{LL}) = 0$  we recover the  $2\sigma$  bound  $|C_{bs}^{LL}|/R_{\text{SM}}^{\text{loop}} \lesssim 0.014$ , which corresponds to the case discussed in Section 7.3.1 where we assumed a nearly real  $C_{bs}^{LL}$  (up to a small imaginary part due to  $V_{ts}$ ). On the other hand, a non-zero phase of  $C_{bs}^{LL}$  allows relaxation of the bound from  $\Delta M_s$ , or even accommodation of  $\Delta M_s$  at  $1\sigma$  (region between the red dashed lines in Figure 7.3), and compatibility with the  $2\sigma$  allowed region from  $A_{\text{CP}}^{\text{mix}}$  (blue shaded region in Figure 7.3). For  $\arg(C_{bs}^{LL}) \approx \pi$  values of  $|C_{bs}^{LL}|/R_{\text{SM}}^{\text{loop}}$  as high as 0.21 are allowed at  $2\sigma$ , relaxing the bound on the modulus of the Wilson coefficient by a factor 15 with respect to the  $\arg(C_{bs}^{LL}) = 0$

<sup>1</sup>The semileptonic CP asymmetries for flavour-specific decays,  $a_{\text{sl}}^s$ , cannot generate competitive constraints as the experimental errors are currently still too large [165].

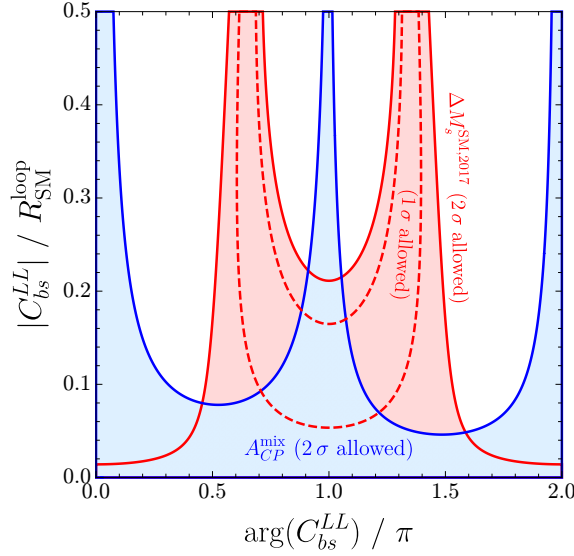


Figure 7.3: Combined constraints on the complex Wilson coefficient  $C_{bs}^{LL}$ . The blue shaded area is the  $2\sigma$  allowed region from  $A_{CP}^{\text{mix}}$ , while the solid (dashed) red curves enclose the  $2\sigma$  ( $1\sigma$ ) allowed regions from  $\Delta M_s^{\text{SM},2017}$ .

case. Note, however, that the limit  $\arg(C_{bs}^{LL}) = \pi$  corresponds to a nearly imaginary  $\Delta C_9^\mu = -\Delta C_{10}^\mu$  which likely spoil the fit of  $R_{K^{(*)}}$ , as the interference with the SM contribution would be strongly suppressed. Nevertheless, it would be interesting to perform a global fit of  $R_{K^{(*)}}$  together with  $\Delta M_s$  and  $A_{CP}^{\text{mix}}$  while allowing for non-zero values of the phase in order to see whether a better agreement with the data can be obtained. Non-zero weak phases can potentially reveal themselves via their contribution to triple product CP asymmetries in  $B \rightarrow K^{(*)}\mu^+\mu^-$  angular distributions [424].

An alternative way to achieve a negative contribution for  $\Delta M_s^{\text{NP}}$  is to go beyond the simplified models of Section 7.3.1 and consider generalised chirality structures. Let us choose, for definiteness, the case of a  $Z'$  coupled both to LH and RH down quark currents

$$\mathcal{L}_{Z'} \supset \frac{1}{2} M_{Z'}^2 (Z'_\mu)^2 + \left( \lambda_{ij}^Q \bar{d}_L^i \gamma^\mu d_L^j + \lambda_{ij}^d \bar{d}_R^i \gamma^\mu d_R^j \right) Z'_\mu. \quad (7.3.19)$$

Upon integrating out the  $Z'$  one obtains

$$\begin{aligned} \mathcal{L}_{Z'}^{\text{eff}} \supset & -\frac{1}{2M_{Z'}^2} \left[ (\lambda_{23}^Q)^2 (\bar{s}_L \gamma_\mu b_L)^2 + (\lambda_{23}^d)^2 (\bar{s}_R \gamma_\mu b_R)^2 \right. \\ & \left. + 2\lambda_{23}^Q \lambda_{23}^d (\bar{s}_L \gamma_\mu b_L)(\bar{s}_R \gamma_\mu b_R) + \text{h.c.} \right]. \end{aligned} \quad (7.3.20)$$

The left-right (LR) vector operator can clearly have either sign, even for real couplings. Moreover, since it gets enhanced by renormalisation-group effects compared to LL and RR vector operators [451], it can dominate the contribution to  $\Delta M_s^{\text{NP}}$ .

Note, however, that  $\lambda_{23}^d$  contributes to  $R_{K^{(*)}}$  via RH quark currents whose presence is disfavoured by global fits, since they break the approximate relation  $R_K \approx R_{K^*}$  that is observed experimentally (see e.g. [99]). Hence a careful study would also be required in this case in order to assess the simultaneous explanation of  $R_{K^{(*)}}$  and  $\Delta M_s$ .

## 7.4 Summary

In this chapter we made an updated SM prediction for the  $B_s$  mixing observable  $\Delta M_s$  (Equation 7.2.3) using the most recent values for the input parameters, in particular new results from the lattice averaging group FLAG. Our update shifts the central value of the SM theory prediction upwards and away from experiment by 13%, while reducing the theory uncertainty compared to the previous SM determination by a factor of two – which when combined result in a  $1.8\sigma$  discrepancy between experiment and theory.

We further discussed an important application of the  $\Delta M_s$  update for NP models aimed at explaining the recent anomalies in semileptonic  $B_s$  decays. The latter typically predict a positive shift in the NP contribution to  $\Delta M_s$ , thus making the discrepancy with respect to the experimental value even worse. We have shown generically that whenever the NP contribution to  $\Delta M_s$  is positive, the upper limit on the mass of the NP mediators that must be invoked to explain any of the anomalies is reduced by a factor of five (for a given size of couplings) compared to using the 2015 SM calculation for  $\Delta M_s$ .

In particular, we considered two representative examples of NP models featuring purely LH current and real couplings – that of a  $Z'$  with the minimal couplings needed to explain  $R_{K^{(*)}}$  anomalies, and a scalar ( $SU(2)_L$  triplet) leptoquark model. For the  $Z'$  case we get an upper bound on the  $Z'$  mass of 2 TeV (for unit  $Z'$  coupling to muons, see Figure 7.1), an energy scale that is already being probed by direct searches at LHC. On the other hand, the bounds on leptoquark models from  $B_s$  mixing are generally milder, as the contributions to mixing are loop suppressed. For instance, taking only the contribution of the couplings needed to fit  $R_{K^{(*)}}$  for the evaluation of  $\Delta M_s$  we find that the upper bound on the scalar leptoquark mass is brought down to about 20 TeV (see Figure 7.2). This limit gets strengthened, however, in flavour models predicting a hierarchical structure of the leptoquark couplings to SM fermions and can then easily approach the region probed by the LHC. Solving the deviations in  $R_{D^{(*)}}$  in addition to  $R_{K^{(*)}}$  implies very severe bounds from  $B_s$  mixing as well, since the overall scale of NP must be lowered compared to the case of only neutral current anomalies.

Given the current status of a higher theory value for  $\Delta M_s$  compared to experiment, we also have looked at possible ways in which NP can provide a negative contribution that lessens the tension. A non-zero phase in the NP couplings is one such way, and we have shown how extra constraints from the CP-violating observable  $A_{\text{CP}}^{\text{mix}}$  in  $B_s \rightarrow J/\psi\phi$  decays cuts out parameter space where otherwise a significant NP contribution could be present. However, a large phase can potentially worsen the fit for  $R_{K^{(*)}}$ , increasing the need for a combined global fit of  $\Delta M_s$ ,  $A_{\text{CP}}^{\text{mix}}$  and  $R_{K^{(*)}}$ . Another possibility is to consider NP models with a generalised chirality structure. In particular,  $\Delta B = 2$  LR vector operators, which are renormalisation-group enhanced, can accommodate any sign for  $\Delta M_s^{\text{NP}}$ , even for real couplings. Large contributions from RH currents are however disfavoured by the  $R_{K^{(*)}}$  fit, and again a more careful analysis is needed.



# Chapter 8

## Conclusions

The aim of this thesis has been to focus on certain observables within particle physics, and to understand how they may lead us either to greater heights in confirming the Standard Model, or show us the way to as yet unknown physics. We have chosen on flavour physics as our target as it holds the key to many rare processes that are ideal for our purpose. The structure of the SM means that a great many flavour observables are suppressed by various means, and so any new physics that can lift the suppression should either stand out easily or have very strong bounds placed upon it.

Within this thesis we have approached our task from several angles, in an attempt to elucidate all we can. We have looked at the basic underlying assumptions of the way we calculate, so that we might be sure if we can distinguish a failure of the tool from genuine new effects; we have improved the accuracy of calculations by improving the determinations of crucial inputs; and studied directly a few models of BSM physics and the limitations imposed by the current and future precision of experimental and theoretical results.

Following on from Chapter 1 where we introduced the Standard Model, flavour physics, and the problems facing theory today, in Chapter 2 we outlined many of the standard tools of flavour physics used to perform calculations and make predictions. As part of that, we focussed in depth on two simple calculations – the matching of the SM to the weak effective theory and the leading order calculation of the mass difference  $\Delta M_s$  arising from  $B_s$  mixing, both to illuminate the tools we had described at the start of the chapter, and as a helpful guide to those who follow by including details that are so often “left as an exercise to the reader”.

In Chapter 3, we studied one of the underlying assumptions of the HQE, quark-hadron duality. The HQE is an important technique for calculating in our effective theory, where the  $b$  quark mass is far removed from most other relevant scales,

but it cannot account for any violation of the duality between inclusive quark level calculations and exclusive studies of fully identified hadronic decay modes. As the rest of the thesis relies on the HQE for precision calculations and for identifying possible NP effects in flavour observables, it is of vital importance that we can trust our tools – we must be sure that our phenomenological predictions correctly reflect the underlying theory.

We tested quark-hadron duality by constructing a simple phenomenological model of how duality violations could occur, which we presented in Equations 3.2.10 to 3.2.12. Using this simple model we studied how the theory prediction for mixing observables  $\Delta\Gamma$  and  $a_{\text{sl}}$  would be affected. Due to cancellations, the ratio  $\Delta\Gamma_s/\Delta M_s$  is one of the highest precision mixing observables, and so we used that to bound our simple model. Comparing theory and experiment, we showed that within our model, duality could be violated by no more than 20–25 % in the  $c\bar{c}$  decay channel (see Equation 3.2.14). We next examined a generalised version of our model and saw (for example in Figure 3.2) how large duality violating effects in  $\Delta\Gamma_s$  could be hidden in  $a_{\text{sl}}^s$ . The general model allowed us to make more profound statements about possible future measurements of the currently unmeasured quantities  $a_{\text{sl}}^s$ ,  $a_{\text{sl}}^d$ , and  $\Delta\Gamma_d$ . Taking duality to be violated by the maximum allowed by current results, we showed in Figure 3.3 what size of measurement by a future experiment could only be explained by new physics rather than a breakdown of the HQE. In the spirit of looking forward, we took recent lattice results of greatly improved precision and briefly examined how they would affect our conclusions, and how far the limits might conceivably be pushed. Our brief adventure saw the possibility of constraining duality violation at close to the 5 % level.

Since the structure of the HQE and processes that contribute to the lifetime ratio  $\tau(B_s)/\tau(B_d)$  are similar to those in  $\Delta\Gamma$ , we took a slight detour to see whether that observable could be affected by duality violations. The results are shown in Figure 3.5 – currently we cannot make any further statement beyond what we have already learned, but future scenarios could be very enlightening depending on the direction experiment takes.

While in the  $B$  sector the agreement between theory and experiment for mixing allows us to bound duality violations, in the  $D$  sector we saw that opposite is true. Currently it is not clear how well the HQE works for the simple reason that  $1/m_b \ll 1/m_c$ , and the inclusive calculation of  $\Delta M$  and  $\Delta\Gamma$  for  $D$  mixing seems to totally disagree with experiment, at least with the current level of calculated corrections. However a small duality violation, of roughly the same size as currently allowed in  $B_s$  mesons can bring the HQE calculation into agreement by breaking the extremely effective GIM cancellation that arises in the standard calculation.

---

What we learned from this chapter is that while current precision does place limits on violations of quark-hadron duality, there are a few areas where swift progress could be made. The major uncertainty in most of our calculations comes from the matrix elements of dimension-six and dimension-seven operators, and future improvement there would be very meaningful – our work in Chapter 6 is an example of what can be done here.

In Chapter 4 we study the problem of dark matter that was first discussed in Section 1.3.1. As we explained there, the existence of dark matter has been known for many decades now, but our knowledge of the nature of dark matter is effectively still limited to its abundance in the universe and the interactions with our current detectors. With so much unknown about the dark sector, it is tempting to make use of effective field theories as these can be sufficiently general as to assume almost nothing about the undiscovered particles. Yet there is an issue with these – while valid at low scales, they break down once experiments start to probe close to the scale associated with the new physics. This is a problem as the search for dark matter is currently proceeding from three directions: direct detection, indirect detection and collider searches. Since there are some theoretical reasons to believe that at least part of the dark sector should be close to the energy scale of the LHC, an EFT approach cannot be used to include all current searches for dark matter.

Once this became clear to the community, so-called simplified models gained popularity as a tool for dark matter investigations. In these models, a minimal set of dark sector particles are kept as dynamical degrees of freedom, allowing the correct behaviour at LHC energy scales to be reproduced. As we have seen in this thesis, the flavour sector of the SM has a non-trivial structure, and so the question arises of how to proceed with any interaction with dark matter. In our work, we chose to go beyond the MFV hypothesis to study a dark sector with a coloured mediator and three dark sector particles (of which the lightest will be DM) with complex (in the sense of not simple) couplings to the quark sector. Since we know that the current theory predictions for mixing in the up type sector are not in agreement with the experimental results, we looked at dark matter with couplings to right handed up type quarks to see how it might contribute.

We approached it using an MCMC to deal with our large parameter space and the many constraints. MCMC techniques not only allowed us to probe the relatively high dimensional parameter space efficiently, but also to get a statistical handle on the allowed regions that we found. Looking at Figure 4.14, we see that the MCMC tells us that for dark matter coupling predominantly to top quarks, both the mediator and dark matter are, at  $2\sigma$ , forbidden from having masses below  $\mathcal{O}(1\text{ TeV})$ . On the contrary, for predominant charm quark coupling we can go lighter in mass for both

particles and, by allowing a small mass splitting between the flavour triplet dark particles, push this bound down to almost 100 GeV. We note that collider constraints can rule out most of this low mass range if we allow roughly equal coupling to all quarks, as the LHC searches for stop dijet production are constraining at this mass range. There are few searches (aimed at e.g. scharm production) which would constrain the charming dark matter scenario, so we maintain our result that allowing coupling to multiple up type quarks can allow what might otherwise be considered excluded parameter space.

In the SM there are many rare  $B$  processes that are highly suppressed, which makes them ideal probes of BSM physics. We introduced in Section 1.3.4 how rare  $B$  decays have thrown up intriguing signs of new physics. The first signs of these NP effects were in  $B \rightarrow K\ell\bar{\ell}$  decays and were interpreted as lepton flavour universal effects in the Wilson coefficient  $C_9$ . In the SM, around half of the effect in this operator is generated by a 1-loop diagram involving  $b \rightarrow c\bar{c}s$  transitions. As such, it seemed plausible that a relatively small NP contribution here could account for the observed deviations.

We studied this possibility in Chapter 5, since these four quark operators show up in the  $B_s$  mixing and lifetime calculations, as well as the radiative decay mode  $B \rightarrow X_s\gamma$ . All these observables are well measured experimentally, and are under decent theoretical control – a correlated effect between all these could provide a distinct signature. We looked at operators of the form  $(\bar{s}b)(\bar{c}c)$  with the full set of possible Dirac structures, and used the aforementioned observables to constrain the NP Wilson coefficients. As part of our calculation, we computed the leading order mixing of our chosen effective operators into the full set of  $\Delta B = -\Delta S = 1$  operators.

We use our computation to show how, if these effective operators are generated at the weak scale or beyond, strong renormalisation-group effects can enhance the impact on the semileptonic decays  $b \rightarrow s\ell\bar{\ell}$  while leaving radiative  $B$  decay largely unaffected. Meanwhile, if they are generated by low scale NP the resulting effect in  $C_9$  has a non-trivial dependence on  $q^2$  (the invariant mass of the lepton pair), which is contrary to the prevailing wisdom in much of the literature. As a result of our study, we showed that there are certain contributions within this scenario where the overall fit between theory and experiment can be improved in the SM for our chosen observables. This can be seen from Figure 5.3, where we have marked with a gold star points in parameter space where the  $C_9$  shift can be accommodated alongside improvements in at least some of our observables. An obvious caveat to our results in this chapter is the non universality shown in  $R_{K^{(*)}}$ , as our loop level contribution to the rare decay anomalies must be lepton flavour universal without some extra

model-dependent NP.

As a final study in that chapter, we examined how future prospects for the mixing and lifetime observables would alter our conclusions, and allow us to discriminate between different BSM effects.

As we saw in Chapter 3, precision flavour calculations are heavily reliant on lattice calculations of the matrix elements of effective operators, and advances in this area can bring a wealth of benefits. In Chapter 6, we used sum rule techniques to calculate the bag parameters for the dimensions-six operators contributing to mixing and lifetime calculations, in both the bottom and charm sector. These types of calculation are typically not as precise as lattice, but for the bag parameters we have a unique situation where competitive results are possible. Since these inputs are of vital importance to theory, for both precision calculations and for constraining new physics (as we saw in Chapter 7), an independent determination is vital. Sum rules have completely different systematics to lattice calculations, and so they can provide this independent checks of lattice results.

The technical aspect of our work came in three parts – we formulated our sum rules at low scales using HQET, then calculated the anomalous dimensions of the operators so as to RG run them up to the  $b$  mass scale, and then matched from HQET to QCD at 1-loop. Our main results are given in Equations 6.4.2, 6.5.13, 6.6.1 and 6.6.2. The  $\Delta B = 2$  results show (see Figure 6.4) a competitive precision compared to current lattice calculations – this is achievable because we have formulated the sum rule for the quantity  $\Delta B = B - 1$ , i.e. the deviation from the VSA, and so the overall error is reduced for the full bag parameter result. For  $\Delta C = 2$  (Figure 6.7), our uncertainties are still slightly behind lattice, as the lower charm scale increases the size of the perturbative corrections.

For the lifetime operators ( $\Delta F = 0$ ), our work is of even more significance. The operators needed for  $B$  lifetime calculations have not been updated since 2001 and so our result (seen in Figure 6.6) stands as the only state-of-the-art determination available today. In the calculation of  $D$  meson lifetimes, up until now there has only been the VSA to rely upon as no lattice study has ever been done. Our new result allows the first real test of the HQE for  $D$  lifetimes, which is shown in the top section of Figure 6.9. The central result for the lifetime ratio  $\tau(D^+)/\tau(D^0)$  agrees very well with experiment, which is a major improvement, but there is still significant room for improvement in both.

With our new results many of the dominant uncertainties are now due to dimension-seven operators, which are currently undetermined. Our sum rules method can be extended to these subleading contributions, and could allow a substantial reduction in theoretical uncertainties.

In recent years, it has become clear that something is going on in a variety of rare  $b \rightarrow sll$  decays, and that NP might well be the explanation. The most likely effective theory scenario is one in which new physics couples to the SM in form of the operator  $(\bar{s}\gamma_\mu P_L b)(\bar{l}\gamma^\mu l)$ . Since the quark part of this operator matches the “square root” of the SM operator that generates  $B_s$  mixing, many of the proposed explanations have profound implications for the theoretical prediction for mixing, and so in Chapter 7 we looked at how these models are affected by changes in the SM prediction. Following on from our initial look in Chapter 3, we take the most recent set of lattice averages and consider them seriously in terms of their effect on  $\Delta M_s$ .

Our first result was the updated calculation for  $\Delta M_s$ , which is given in Equation 7.2.3. It shows a  $1.8\sigma$  deviation from the experimental result, as a result of both an enlarged central value and a greater than 50% reduction in the uncertainty. The lattice result we first discussed in Chapter 3 plays a large role in this, but there is also a major improvement in the precision of  $V_{cb}$  from the CKM fitting community. Our next result is that this updated SM prediction strengthens the mass constraints by a factor of five for any NP model that provides a positive contribution to  $\Delta M_s$ , and we demonstrate this explicitly for  $Z'$  models in Figure 7.1 and leptiquarks in Figure 7.2. This means that a minimal  $Z'$  that doesn't increase the tension in the mixing sector to unreasonable levels cannot also explain the flavour anomalies unless it is lighter than around 2–3 TeV.

In light of these tight bounds, we thought about how a NP model could reduce the tension in mixing alongside the tension in  $b$  decays. We presented a solution where the  $Z'$  off-diagonal couplings are complex, allowing for a negative contribution to  $\Delta M_s$ , and showed a CP-violating observable that would come into play. An alternative direction was also pursued, where allowing multiple chiralities in the quark coupling might allow for reduced tension in the mass difference, and we discussed that RG effects could play an important role here. Our final thought was that assuming all the anomalies, in both decays and mixing, hold up under further inspection, a careful study of these possibilities would be something worth pursuing. Particularly for the mixing result, a confirmation of our calculation (by further lattice groups confirming the large FNAL/MILC results for the four quark matrix elements, as well as a definite solution of the  $V_{cb}$  puzzle) would give further confidence in the extraordinary strength of the bounds we found.

Over the course of this thesis, we have aimed to study how flavour physics observables can be used to test the Standard Model as well as being used as a search space for beyond the Standard Model effects. Following our initial look at some underlying assumptions, we identified areas where progress could be made, and worked towards

these in the rest of the thesis, following interesting hints when they appeared. We hope that the steps laid out here have provided a useful improvement in the areas of  $B$  mixing and lifetimes, as well as searches for new physics. We are optimistic that the study of flavour physics and the lines of enquiry within this thesis will continue to be fruitful in the years ahead.





# Appendix A

## Fierz transformations

Fierz identities are often considered in the context of particular relationships between pairs of fermion bilinears – probably the most well known is

$$(\gamma^\mu P_L)_{ij}(\gamma_\mu P_L)_{kl} = -(\gamma^\mu P_L)_{il}(\gamma_\mu P_L)_{kj}$$

which is often useful in flavour physics calculations and also in e.g. the calculation of the MSW [452, 453] effect for neutrino propagation in matter.

However they can instead be considered (perhaps more correctly) as a set of identities that can be found for any complete set of square matrices, which arise simply as a consequence of completeness relations over this basis set.

In general, if we have some matrix vector space which is spanned by the basis set  $\{M^i\}$ , then we can write identities of the form

$$M^i \otimes M^j = M^k \otimes M^l.$$

In this way, the colour rearrangement identity

$$t_{ij}^a t_{kl}^a = \frac{1}{2} \left( \delta_{il} \delta_{kj} - \frac{1}{N_c} \delta_{ij} \delta_{kl} \right) \quad (\text{A.0.1})$$

can be viewed as a Fierz identity, since the space of  $3 \times 3$  matrices is spanned by the set  $\{t^a\}$  of generators of  $SU(3)$  plus the identity matrix.

A useful introduction to generalised Fierz identities and how to calculate them is [454]. We will use the notation of that paper (itself taken from Takahashi [455]) in the rest of this appendix, where we list some identities that are used in this thesis. It is important to note that when these identities are used in conjunction with fermionic operators rather than spinors, an extra minus sign will arise from the anti-commuting nature of the operators.

$$(\gamma^\mu P_L)[\gamma_\mu P_L] = -(\gamma^\mu P_L)[\gamma_\mu P_L] \quad (\text{A.0.2})$$

$$(\gamma^\mu \gamma^\nu \gamma^\lambda P_L)[\gamma_\lambda \gamma_\nu \gamma_\mu P_L] = -4(\gamma^\mu P_L)[\gamma_\mu P_L] \quad (\text{A.0.3})$$

$$(P_L)[P_L] = \frac{1}{2}(P_L)[P_L] + \frac{1}{8}(\sigma^{\mu\nu} P_L)[\sigma_{\mu\nu} P_L] \quad (\text{A.0.4})$$

$$(P_L)[P_R] = -\frac{1}{2}(\gamma^\mu P_R)[\gamma_\mu P_L] \quad (\text{A.0.5})$$

$$(\sigma_{\mu\nu} P_L)[\sigma^{\mu\nu} P_L] = 6(P_L)[P_L] - \frac{1}{2}(\sigma^{\mu\nu} P_L)[\sigma_{\mu\nu} P_L] \quad (\text{A.0.6})$$

$$(\sigma_{\mu\nu} P_L)[\sigma^{\mu\nu} P_R] = 0 \quad (\text{A.0.7})$$

$$(\sigma_{\alpha\beta} \sigma_{\mu\nu} P_L)[\sigma^{\mu\nu} \sigma^{\alpha\beta} P_L] = 72(P_L)[P_L] + 2(\sigma^{\mu\nu} P_L)[\sigma_{\mu\nu} P_L] \quad (\text{A.0.8})$$

# Appendix B

## Feynman Rules

Our SM Feynman rules can be found by taking those in [456] and setting  $\eta = \eta_s = \eta' = \eta_e = -1$  and  $\eta_Z = \eta_\theta = \eta_Y = 1$ . (Note that in that work all particles are considered incoming in Feynman diagrams.) These match the conventions of [457].

In Table B.1 below, we show the Feynman rules for heavy quarks in HQET.

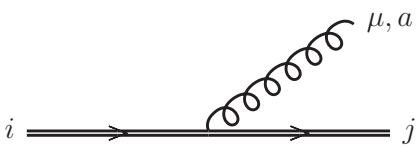
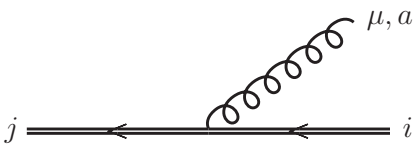
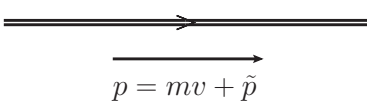
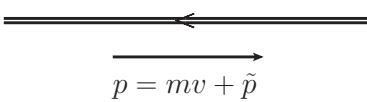
	$\sim ig_s v^\mu t_{ji}^a$
	$\sim -ig_s v^\mu t_{ji}^a$
	$\sim \frac{i(1+\not{v})}{2v \cdot \tilde{p}}$
	$\sim \frac{i(1-\not{v})}{2v \cdot \tilde{p}}$

Table B.1: HQET Feynman rules.

# Appendix C

## Four Quark Matrix Elements

In phenomenological calculations matrix elements of four quark operators often arise, and so knowing these matrix elements is of vital importance to being able to make theoretical predictions. However these are non-perturbative objects and so calculating them is non-trivial. Nowadays, lattice QCD has progressed to the point of being able to provide precision determinations, but historically other techniques were used. In particular the Vacuum Saturation Approximation (VSA) is a simple way of analytically approximating the result, and current data shows it even holds numerically at the 10–20 % level [161, 162]. The VSA approximates the four quark matrix elements as a product of decay to vacuum operators, and so gives us an estimate in terms of meson decay constants plus various colour factors. Below we show an example of a VSA calculation, and then we list the results for different operators.

Note that we show results in this appendix for  $B_s$ - $\bar{B}_s$  mixing and  $B_s$  lifetime calculations – the generalisation to  $B_d$ ,  $D$ , etc. mesons can be found by making the obvious substitutions.

### VSA Calculation Example

If we take the operator  $\mathcal{O}_1 = (\bar{b}^i \gamma_\mu P_L s^i)(\bar{b}^j \gamma^\mu P_L s^j)$ , there are four ways to contract this with an incoming  $B_s$  and outgoing  $\bar{B}_s$  state – two for the  $b$  quarks and two for the  $s$  quarks. Making use of the Fierz identities stated in Equations A.0.1 and A.0.2,

we can write the matrix element  $\langle \bar{B}_s | \mathcal{O}_1 | B_s \rangle \equiv \langle \mathcal{O}_1 \rangle$  as

$$\begin{aligned} \langle \mathcal{O}_1 \rangle &= \langle \bar{B}_s | (\bar{b}^i \gamma^\mu P_L s^i) (\bar{b}^j \gamma_\mu P_L s^j) | B_s \rangle \\ &= 2 \left[ \left( \langle \bar{B}_s | \bar{b}^i \gamma^\mu P_L s^i \rangle \langle \bar{b}^j \gamma_\mu P_L s^j | B_s \rangle \right) \right. \\ &\quad \left. + \left( \langle \bar{B}_s | \bar{b}^i \gamma^\mu P_L s^j \rangle \langle \bar{b}^j \gamma_\mu P_L s^i | B_s \rangle \right) \right] \\ &= 2 \left[ \left( 1 + \frac{1}{N_c} \right) \left( \langle \bar{B}_s | \bar{b}^i \gamma^\mu P_L s^i \rangle \langle \bar{b}^j \gamma_\mu P_L s^j | B_s \rangle \right) \right. \\ &\quad \left. + 2 \left( \langle \bar{B}_s | \bar{b}^i \gamma^\mu P_L t_{ij}^a s^j \rangle \langle \bar{b}^k \gamma_\mu P_L t_{kl}^a s^l | B_s \rangle \right) \right], \end{aligned}$$

where the round brackets fix the operator contraction. (The factor of two is the same as seen in Equation 2.4.18.) We then take the completeness relation  $I = \sum_X |X\rangle \langle X|$  and insert it into the middle of the four quark operator:

$$\begin{aligned} \langle \mathcal{O}_1 \rangle &= 2 \sum_X \left[ \left( 1 + \frac{1}{N_c} \right) \langle \bar{B}_s | \bar{b}^i \gamma^\mu P_L s^i | X \rangle \langle X | \bar{b}^j \gamma_\mu P_L s^j | B_s \rangle \right. \\ &\quad \left. + 2 \langle \bar{B}_s | \bar{b}^i \gamma^\mu P_L t_{ij}^a s^j | X \rangle \langle X | \bar{b}^k \gamma_\mu P_L t_{kl}^a s^l | B_s \rangle \right]. \end{aligned}$$

The VSA amounts to assuming the vacuum state dominates this sum, and so we can write

$$\begin{aligned} \langle \mathcal{O}_1 \rangle \stackrel{\text{VSA}}{=} 2 \left[ \left( 1 + \frac{1}{N_c} \right) \langle \bar{B}_s | \bar{b}^i \gamma^\mu P_L s^i | 0 \rangle \langle 0 | \bar{b}^j \gamma_\mu P_L s^j | B_s \rangle \right. \\ \left. + 2 \langle \bar{B}_s | \bar{b}^i \gamma^\mu P_L t_{ij}^a s^j | 0 \rangle \langle 0 | \bar{b}^k \gamma_\mu P_L t_{kl}^a s^l | B_s \rangle \right]. \end{aligned}$$

The second term goes to zero as the colour octet operator cannot annihilate a colour singlet meson, while for the first term we can use the definitions of the meson decay constant

$$\left. \begin{aligned} \langle 0 | \bar{b} \gamma_\mu s | B_s(p) \rangle &= 0 \\ \langle 0 | \bar{b} \gamma_\mu \gamma^5 s | B_s(p) \rangle &= i p_\mu f_{B_s} \end{aligned} \right\} \Rightarrow \langle 0 | \bar{b} \gamma_\mu P_{L,R} s | B_s(p) \rangle = \mp \frac{i}{2} p_\mu f_{B_s} \quad (\text{C.0.1})$$

to give our result

$$\begin{aligned} \langle \mathcal{O}_1 \rangle \stackrel{\text{VSA}}{=} 2 \left( 1 + \frac{1}{N_c} \right) \left( -\frac{i}{2} p^\mu f_{B_s} \right)^\dagger \left( -\frac{i}{2} p_\mu f_{B_s} \right) \\ = \frac{1}{2} \left( 1 + \frac{1}{N_c} \right) M_{B_s}^2 f_{B_s}^2. \end{aligned}$$

Since the VSA is only an approximation, we introduce an extra correction factor, known as the bag parameter,<sup>1</sup> to account for deviations from this behaviour and

<sup>1</sup>The term ‘‘bag’’ dates back to the MIT bag model of hadrons.

write the matrix element as

$$\langle \bar{B}_s | \mathcal{O}_1 | B_s \rangle = \frac{2}{3} f_{B_s}^2 M_{B_s}^2 B_1.$$

### $\Delta F = 2$ operators

For  $\Delta F = 2$  operators, we can use Fierz relations to reduce the set of possible dimension-six operators which can arise to a minimal basis set, which are shown below:

$$\begin{aligned} \mathcal{O}_1 &= (\bar{b}^\alpha \gamma^\mu P_L s^\alpha) (\bar{b}^\beta \gamma_\mu P_L s^\beta), \\ \mathcal{O}_2 &= (\bar{b}^\alpha P_L s^\alpha) (\bar{b}^\beta P_L s^\beta), \\ \mathcal{O}_3 &= (\bar{b}^\alpha P_L s^\beta) (\bar{b}^\beta P_L s^\alpha), \\ \mathcal{O}_4 &= (\bar{b}^\alpha P_L s^\alpha) (\bar{b}^\beta P_R s^\beta), \\ \mathcal{O}_5 &= (\bar{b}^\alpha P_L s^\beta) (\bar{b}^\beta P_R s^\alpha), \\ \tilde{\mathcal{O}}_1 &= (\bar{b}^\alpha \gamma^\mu P_R s^\alpha) (\bar{b}^\beta \gamma_\mu P_R s^\beta), \\ \tilde{\mathcal{O}}_2 &= (\bar{b}^\alpha P_R s^\alpha) (\bar{b}^\beta P_R s^\beta), \\ \tilde{\mathcal{O}}_3 &= (\bar{b}^\alpha P_R s^\beta) (\bar{b}^\beta P_R s^\alpha). \end{aligned}$$

This minimal set was first derived in the context of supersymmetric extensions of the SM [160], and so is often referred to as the ‘‘SUSY basis’’. Since parity is a symmetry of QCD,  $\langle \tilde{\mathcal{O}} \rangle = \langle \mathcal{O} \rangle$  holds as long as we don’t consider electroweak corrections to the matrix elements. At dimension seven, there are several more operators that arise – see [176] for details.

The matrix elements of the SUSY basis can be written in the form (notation taken from [217])

$$\begin{aligned} \langle \mathcal{O}_1 \rangle &= c_1 f_{B_s}^2 M_{B_s}^2 B_1, \\ \langle \mathcal{O}_i \rangle &= c_i f_{B_s}^2 M_{B_s}^2 \left( \frac{M_{B_s}}{m_b + m_s} \right)^2 B_i \quad (i = 2, 3), \\ \langle \mathcal{O}_i \rangle &= c_i f_{B_s}^2 M_{B_s}^2 \left[ \left( \frac{M_{B_s}}{m_b + m_s} \right)^2 + d_i \right] B_i \quad (i = 4, 5), \end{aligned} \tag{C.0.2}$$

where  $c_i = \{2/3, -5/12, 1/12, 1/2, 1/6\}$ ,  $d_4 = 1/6$ , and  $d_5 = 3/2$ . These prefactors can be derived in the same way as in the above example, making use of Equations A.0.4 and A.0.5, as well as the following two further relations involving the decay constant.

We can show

$$\langle 0 | \bar{b} P_{L,R} s | B_s(p) \rangle = \pm \frac{i}{2} \frac{M_{B_s}}{m_b + m_s} f_{B_s}$$

by contracting the meson momentum  $p^\mu$  with our result in Equation C.0.1 (see Section 4.3 of [458]); we must also have

$$\langle 0 | \bar{b} \sigma^{\mu\nu} s | B_s(p) \rangle = 0$$

since we cannot construct an antisymmetric Lorentz tensor out of a single 4-momentum.

### $\Delta F = 0$ operators

For  $\Delta F = 0$  operators, the standard set considered (which are those which arise in the SM) is

$$\begin{aligned} Q_1 &= (\bar{b} \gamma^\mu P_L q) (\bar{q} \gamma_\mu P_L b) \\ Q_2 &= (\bar{b} P_L q) (\bar{q} P_L b) \\ T_1 &= (\bar{b} \gamma^\mu t^a P_L q) (\bar{q} \gamma_\mu t^a P_L b) \\ T_2 &= (\bar{b} t^a P_L q) (\bar{q} t^a P_L b) \end{aligned}$$

which have matrix elements

$$\begin{aligned} \langle Q_i \rangle &= A_i f_{B_s}^2 M_{B_s}^2 B_i \\ \langle T_i \rangle &= A_i f_{B_s}^2 M_{B_s}^2 \epsilon_i \end{aligned} \tag{C.0.3}$$

where  $B_i = 1$  and  $\epsilon_i = 0$  in the VSA and

$$A_1 = \frac{1}{4}, \quad A_2 = \frac{1}{4} \left( \frac{M_{B_s}}{m_b + m_s} \right)^2. \tag{C.0.4}$$



# Appendix D

## Additional information from “Quark-Hadron Duality”

In this appendix we present more information on the work in Chapter 3.

In Table D.1, we show the error breakdown for our updated lifetime ratio calculation in Equation 3.2.32, which has an error smaller than the current experimental measurement by a factor of four, and the previous SM calculation by a factor two.

In Table D.2, we present the inputs for our “aggressive” SM calculation in Section 3.3.

In Tables D.3 to D.10 we present the error breakdown for our updated predictions.

Finally in Appendix D.2 we show the proof of the inequality used in Section 3.4.

## D.1 Inputs and detailed view of uncertainties

Parameter	Error contribution
$\delta(\epsilon_1)$	0.0710 %
$\delta(\epsilon_2)$	0.0510 %
$\delta(f_{B_s})$	0.0290 %
$\delta(\mu_G^2(B_s)/\mu_G^2(B_d))$	0.0280 %
$\mu_\pi^2(B_s) - \mu_\pi^2(B_d)$	0.0230 %
$\delta(f_{B_d})$	0.0230 %
$\delta(c_3)$	0.0230 %
$\delta(\mu)$	0.0160 %
$\delta(B_1)$	0.0140 %
$\delta(\mu_G^2(B_d))$	0.0130 %
$\delta(B_2)$	0.0100 %
$\delta(c_G)$	0.007 %
$\delta(m_b)$	0.004 %
$\delta( V_{cb} )$	0.003 %
$\delta(m_c)$	0.001 %
$\delta(\tau_{B_s})$	< 0.001 %
$\delta(M_{B_s})$	< 0.001 %
$\delta(M_{B_d})$	< 0.001 %
$\delta( V_{us} )$	< 0.001 %
$\delta(\gamma)$	< 0.001 %
$\delta( V_{ub}/V_{cb} )$	< 0.001 %
$\Sigma \delta$	0.108 %

Table D.1: Error breakdown for the SM prediction for  $\tau(B_s)/\tau(B_d)$  given in Equation 3.2.32.

Parameter	This work	ABL 2015 [165]
$f_{B_s}\sqrt{B}$	$(0.223 \pm 0.007)$ GeV	$(0.215 \pm 0.015)$ GeV
$f_{B_d}\sqrt{B}$	$(0.185 \pm 0.008)$ GeV	$(0.175 \pm 0.012)$ GeV
$B_3/B (B_s)$	$1.15 \pm 0.16$	$1.07 \pm 0.06$
$B_3/B (B_d)$	$1.17 \pm 0.24$	$1.04 \pm 0.12$
$\tilde{B}_{R_0}/B (B_s)$	$0.54 \pm 0.55$	$1.00 \pm 0.3$
$\tilde{B}_{R_0}/B (B_d)$	$0.35 \pm 0.80$	$1.00 \pm 0.3$
$\tilde{B}_{R_1}/B (B_s)$	$1.61 \pm 0.10$	$1.71 \pm 0.26$
$\tilde{B}_{R_1}/B (B_d)$	$1.72 \pm 0.15$	$1.71 \pm 0.26$
$\tilde{B}_{\tilde{R}_1}/B (B_s)$	$1.223 \pm 0.093$	$1.27 \pm 0.16$
$\tilde{B}_{\tilde{R}_1}/B (B_d)$	$1.31 \pm 0.14$	$1.27 \pm 0.16$
$ V_{cb} $	$0.04180^{+0.00033}_{-0.00068}$	$0.04117^{+0.00090}_{-0.00114}$
$ V_{ub}/V_{cb} $	$0.0889 \pm 0.0019$	$0.0862 \pm 0.0044$
$\gamma$	$1.170^{+0.015}_{-0.035}$	$1.171^{+0.017}_{-0.038}$
$ V_{us} $	$0.22542^{+0.00042}_{-0.00031}$	$0.22548^{+0.00068}_{-0.00034}$

Table D.2: Input parameters used in the “aggressive” determination of Section 3.3, compared to the previous SM calculation.

Parameter	Error contribution	
	This work	ABL 2015 [165]
$\delta(f_{B_s}\sqrt{B})$	0.0635 %	0.139 %
$\delta( V_{cb} )$	0.0240 %	0.049 %
$\delta(m_t)$	0.0066 %	0.007 %
$\delta(\Lambda_{QCD})$	0.0013 %	0.001 %
$\delta(\gamma)$	0.0009 %	0.001 %
$\delta(m_b)$	0.0005 %	< 0.001 %
$\delta( V_{ub}/V_{cb} )$	0.0004 %	0.001 %
$\sum \delta$	0.0682 %	0.148 %

Table D.3: Error breakdown for the mass difference  $\Delta M_s$ .

Parameter	Error contribution	
	This work	ABL 2015 [165]
$\delta(f_{B_d}\sqrt{B})$	0.0872 %	0.137 %
$\delta( V_{cb} )$	0.0240 %	0.049 %
$\delta(m_t)$	0.0066 %	0.001 %
$\delta(\Lambda_{QCD})$	0.0013 %	0.0 %
$\delta(\gamma)$	0.0208 %	0.002 %
$\delta(m_b)$	0.0005 %	0.0 %
$\delta( V_{ub}/V_{cb} )$	0.0001 %	0.0 %
$\sum \delta$	0.0931 %	0.148 %

Table D.4: Error breakdown for the mass difference  $\Delta M_d$ .

Parameter	Error contribution	
	This work	ABL 2015 [165]
$\delta(\mu)$	0.0889 %	0.084 %
$\delta(f_{B_s})$	0.0635 %	0.139 %
$\delta(B_{R_2})$	0.0604 %	0.148 %
$\delta(B_3)$	0.0539 %	0.021 %
$\delta(B_{R_0})$	0.0301 %	0.021 %
$\delta( V_{cb} )$	0.0240 %	0.049 %
$\delta(\bar{z})$	0.0109 %	0.011 %
$\delta(m_b)$	0.0080 %	0.008 %
$\delta(B_{\tilde{R}_1})$	0.0038 %	0.007 %
$\delta(m_s)$	0.0024 %	0.001 %
$\delta(B_{R_3})$	0.0023 %	0.002 %
$\delta(B_{R_1})$	0.0018 %	0.005 %
$\delta(\gamma)$	0.0010 %	0.001 %
$\delta(\Lambda_{QCD})$	0.0010 %	0.001 %
$\delta( V_{ub}/V_{cb} )$	0.0004 %	0.001 %
$\delta(m_t)$	0 %	< 0.001 %
$\Sigma \delta$	0.1421 %	0.228 %

Table D.5: Error breakdown for the width difference  $\Delta\Gamma_s$ .

Parameter	Error contribution	
	This work	ABL 2015 [165]
$\delta(\mu)$	0.0929 %	0.079 %
$\delta(f_{B_d})$	0.0872 %	0.137 %
$\delta(B_3)$	0.0809 %	0.04 %
$\delta(B_{R_2})$	0.0623 %	0.144 %
$\delta(B_{R_0})$	0.0533 %	0.025 %
$\delta( V_{cb} )$	0.0240 %	0.049 %
$\delta(\gamma)$	0.0233 %	0.002 %
$\delta(\bar{z})$	0.0109 %	0.011 %
$\delta(m_b)$	0.0076 %	0.008 %
$\delta(B_{R_3})$	0.0023 %	0.005 %
$\delta(\Lambda_{QCD})$	0.0009 %	0.001 %
$\delta( V_{ub}/V_{cb} )$	0.0008 %	0.001 %
$\delta(B_{\tilde{R}_1})$	0.0 %	0.0 %
$\delta(m_d)$	—	—
$\delta(B_{R_1})$	0.0 %	0.0 %
$\Sigma \delta$	0.175 %	0.227 %

Table D.6: Error breakdown for the width difference  $\Delta\Gamma_d$ .

Parameter	Error contribution
$\delta(\mu)$	0.0889 %
$\delta(B_{R_2})$	0.0604 %
$\delta(B_3)$	0.0539 %
$\delta(B_{R_0})$	0.0301 %
$\delta(\bar{z})$	0.0109 %
$\delta(m_b)$	0.0080 %
$\delta(m_t)$	0.0066 %
$\delta(\tilde{B}_{R_1})$	0.0038 %
$\delta(m_s)$	0.0024 %
$\delta(\Lambda_{QCD})$	0.0023 %
$\delta(B_{R_3})$	0.0023 %
$\delta(B_{R_1})$	0.0018 %
$\delta(\gamma)$	0.0001 %
$\delta( V_{ub}/V_{cb} )$	0 %
$\delta( V_{cb} )$	0 %
$\Sigma \delta$	0.125 %

Table D.7: Error breakdown for the ratio  $\Delta\Gamma_s/\Delta M_s$ .

Parameter	Error contribution
$\delta(\mu)$	0.0929 %
$\delta(B_3)$	0.0809 %
$\delta(B_{R_2})$	0.0623 %
$\delta(B_{R_0})$	0.0533 %
$\delta(\bar{z})$	0.0109 %
$\delta(m_b)$	0.0076 %
$\delta(m_t)$	0.0066 %
$\delta(\gamma)$	0.0025 %
$\delta(B_{R_3})$	0.0023 %
$\delta(\Lambda_{QCD})$	0.0022 %
$\delta( V_{ub}/V_{cb} )$	0.0009 %
$\delta(\tilde{B}_{R_1})$	0.0 %
$\delta(m_d)$	0.0 %
$\delta(B_{R_1})$	0.0 %
$\delta( V_{cb} )$	0.0 %
$\Sigma \delta$	0.149 %

Table D.8: Error breakdown for the ratio  $\Delta\Gamma_d/\Delta M_d$ .

Parameter	Error contribution
$\delta(\mu)$	0.0946 %
$\delta(\bar{z})$	0.0463 %
$\delta(V_{ub}/V_{cb})$	0.0211 %
$\delta(\gamma)$	0.0118 %
$\delta(B_{R3})$	0.0106 %
$\delta(m_b)$	0.0101 %
$\delta(m_t)$	0.0066 %
$\delta(B_S)$	0.0078 %
$\delta(\Lambda_{QCD})$	0.0053 %
$\delta(B_{R2})$	0.0039 %
$\delta(\tilde{B}_{R1})$	0.0030 %
$\delta(B_{R0})$	0.0026 %
$\delta(m_s)$	0.0021 %
$\delta(B_{R1})$	0.0002 %
$\delta(V_{cb})$	0 %
$\Sigma \delta$	0.1098 %

Table D.9: Error breakdown for  $a_{sl}^s$ .

Parameter	Error contribution
$\delta(\mu)$	0.0937 %
$\delta(\bar{z})$	0.0487 %
$\delta( V_{ub}/V_{cb} )$	0.0215 %
$\delta(m_b)$	0.0129 %
$\delta(B_3)$	0.0123 %
$\delta(B_{R3})$	0.0115 %
$\delta(\gamma)$	0.0105 %
$\delta(m_t)$	0.0066 %
$\delta(\Lambda_{QCD})$	0.0054 %
$\delta(B_{R0})$	0.0049 %
$\delta(B_{R2})$	0.0042 %
$\delta(\tilde{B}_{R1})$	0.0 %
$\delta(m_d)$	0.0 %
$\delta(B_{R1})$	0.0 %
$\delta( V_{cb} )$	0.0 %
$\Sigma \delta$	0.111 %

Table D.10: Error breakdown for  $a_{sl}^d$ .

## D.2 Proof of $\Delta\Gamma \leq 2|\Gamma_{12}|$

In the  $B$  system we get the very simple expression Equation 2.4.16 for the mixing observables  $\Delta M$  and  $\Delta\Gamma$  in terms of  $M_{12}$  and  $\Gamma_{12}$ , by expanding in the small parameter  $\Delta\Gamma/\Delta M$ . In the  $D$  system  $\Delta\Gamma$  and  $\Delta M$  are of the same order and so one would have to exactly solve the two defining equations. One can find however, the inequality  $\Delta\Gamma \leq 2|\Gamma_{12}|$ , which gives us the opportunity to calculate only  $\Gamma_{12}$  and to give an upper bound on  $\Delta\Gamma$ .

We start with the two fundamental equations for the mixing observables:

$$(\Delta M)^2 - \frac{1}{4}(\Delta\Gamma)^2 = 4|M_{12}|^2 - |\Gamma_{12}|^2, \quad (\text{D.2.1})$$

$$\Delta M \Delta\Gamma = 4|M_{12}||\Gamma_{12}| \cos \phi_{12}. \quad (\text{D.2.2})$$

Next we eliminate  $\Delta M$  by substituting Equation D.2.2 into Equation D.2.1, and then solve for  $|M_{12}|$ .

$$\begin{aligned} \frac{16|M_{12}|^2|\Gamma_{12}|^2 \cos^2 \phi_{12}}{(\Delta\Gamma)^2} - \frac{1}{4}(\Delta\Gamma)^2 &= 4|M_{12}|^2 - |\Gamma_{12}|^2 \\ |M_{12}|^2 \left( \frac{16|\Gamma_{12}|^2 \cos^2 \phi_{12}}{(\Delta\Gamma)^2} - 4 \right) &= \frac{1}{4}(\Delta\Gamma)^2 - |\Gamma_{12}|^2 \\ |M_{12}|^2 &= \frac{\frac{1}{4}(\Delta\Gamma)^2 - |\Gamma_{12}|^2}{\left( \frac{16|\Gamma_{12}|^2 \cos^2 \phi_{12}}{(\Delta\Gamma)^2} - 4 \right)}. \end{aligned} \quad (\text{D.2.3})$$

Since  $|M_{12}|^2 \geq 0$ , we can say that the numerator and denominator on the right hand side of the last line of Equation D.2.3 must have the same sign.

First, assume both terms are  $\geq 0$ :

$$\frac{1}{4}(\Delta\Gamma)^2 - |\Gamma_{12}|^2 \geq 0 \quad \text{and} \quad \frac{16|\Gamma_{12}|^2 \cos^2 \phi_{12}}{(\Delta\Gamma)^2} - 4 \geq 0 \quad (\text{D.2.4})$$

$$\implies (\Delta\Gamma)^2 \geq 4|\Gamma_{12}|^2 \quad \text{and} \quad (\Delta\Gamma)^2 \leq 4\Gamma_{12}^2 \cos^2 \phi_{12}. \quad (\text{D.2.5})$$

These inequalities are only consistent in the case  $\cos^2 \phi_{12} = 1$  and  $\Delta\Gamma = 2|\Gamma_{12}|$ .

Now, assume both terms are  $\leq 0$ :

$$\frac{1}{4}(\Delta\Gamma)^2 - |\Gamma_{12}|^2 \leq 0 \quad \text{and} \quad \frac{16|\Gamma_{12}|^2 \cos^2 \phi_{12}}{(\Delta\Gamma)^2} - 4 \leq 0 \quad (\text{D.2.6})$$

$$\implies (\Delta\Gamma)^2 \leq 4|\Gamma_{12}|^2 \quad \text{and} \quad 4\Gamma_{12}^2 \cos^2 \phi_{12} \leq (\Delta\Gamma)^2. \quad (\text{D.2.7})$$

As  $0 \leq \cos^2 \phi_{12} \leq 1$ , these inequalities are consistent for either a)  $\cos^2 \phi_{12} = 1$  which gives  $\Delta\Gamma = 2|\Gamma_{12}|$  or b)  $2|\Gamma_{12}||\cos \phi_{12}| \leq \Delta\Gamma \leq 2|\Gamma_{12}|$ .

We see that for either assumption the inequality  $\Delta\Gamma \leq 2|\Gamma_{12}|$  holds. A similar line of reasoning shows that the inequality  $\Delta M \leq 2|M_{12}|$  also holds.



# Appendix E

## Additional information from “Charming Dark Matter”

In this appendix we present more information on the work in Chapter 4.

In Appendix E.1 we explicitly give the Wilson coefficients that arise when considering contributions to rare  $D$  decays, in Appendix E.2 we give more information on our technique for calculating constraints from direct detection experiments, and in Appendix E.3 we show some of the Feynman diagrams that contribute to collider signatures for dark matter.

### E.1 Rare decays

The non-zero Wilson coefficients arise from electroweak penguins (shown in Figure E.1) and (neglecting  $Z$  penguins since the small momentum transfer means they

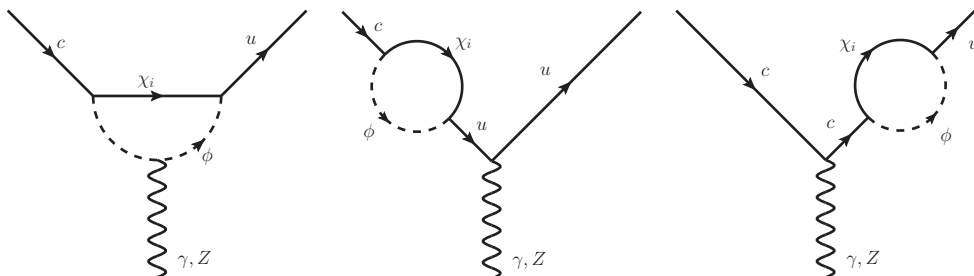


Figure E.1: The DMFV model contribution to the effective operators governing rare decays of charm mesons, including explicit self-energy corrections to the external quark legs as explained in the text. The  $\gamma, Z$  couple to a lepton pair.

amount to an  $\mathcal{O}(1\%)$  correction) we find

$$C'_7 = \sum_i \frac{\lambda_{1i}\lambda_{2i}^*}{6\sqrt{2}G_F} \left[ C_1(m_c^2, q^2, 0, m_{\chi_i}^2, m_\phi^2, m_\phi^2) + C_{11}(m_c^2, q^2, 0, m_{\chi_i}^2, m_\phi^2, m_\phi^2) + C_{12}(m_c^2, q^2, 0, m_{\chi_i}^2, m_\phi^2, m_\phi^2) \right], \quad (\text{E.1.1})$$

$$C'_9 = \sum_i \frac{\lambda_{1i}\lambda_{2i}^*}{3\sqrt{2}G_F q^2} \left[ B_1(m_c^2, m_{\chi_i}^2, m_\phi^2) + 2C_{00}(m_c^2, q^2, 0, m_{\chi_i}^2, m_\phi^2, m_\phi^2) + m_c^2 \left\{ C_1(m_c^2, q^2, 0, m_{\chi_i}^2, m_\phi^2, m_\phi^2) + C_{11}(m_c^2, q^2, 0, m_{\chi_i}^2, m_\phi^2, m_\phi^2) + C_{12}(m_c^2, q^2, 0, m_{\chi_i}^2, m_\phi^2, m_\phi^2) \right\} \right], \quad (\text{E.1.2})$$

where  $B$  and  $C$  are loop functions using LoopTools [291] notation.

## E.2 Direct Detection

### E.2.1 LUX

For situations where we have both a measured event count  $N_k^{\text{obs}}$  (binned into energy bins labelled by  $k$ ), and theoretical background  $N_k^{\text{bck}}$ , we can use the *likelihood ratio test*, a method based on a hypothesis test between a background only, and background+signal model, with likelihoods  $\mathcal{L}$ ,  $\mathcal{L}_{\text{bck}}$  respectively [459].

The likelihood of observing the data,  $D$ , assuming a particular set of parameters  $\{\lambda\}$ , is denoted  $\mathcal{L}(D|\{\lambda\})$ . The likelihood of each bin is a Poisson distribution  $\text{Poiss}(N^{\text{obs}}, N^{\text{th}}(\lambda))$  where  $N_k^{\text{th}}$  are the predicted number of signal events (including background):

$$\mathcal{L}(N^{\text{obs}}|\{\lambda\}) = \prod_k \frac{(N_k^{\text{th}})^{N_k^{\text{obs}}}}{N_k^{\text{obs}}!} \exp[-N_k^{\text{th}}] \quad (\text{E.2.1})$$

and where  $N^{\text{th}}(\lambda) = N^{\text{DM}}(\lambda) + N^{\text{bck}}$ . The background only model is identical but with  $N^{\text{th}} = N^{\text{bck}}$ . Then the test statistic

$$\text{TS}(\lambda) = -2 \log \left( \frac{\mathcal{L}}{\mathcal{L}_{\text{bck}}} \right) \approx 2 \sum_k \left( N_k^{\text{th}} - N_k^{\text{obs}} \log \left[ \frac{N_k^{\text{th}} + N_k^{\text{bck}}}{N_k^{\text{bck}}} \right] \right) \quad (\text{E.2.2})$$

follows a  $\chi^2$  distribution – the cumulative probability density function of  $\chi^2(x)$  represents the probability that we observe the data given the model parameters  $\lambda$ . The value of  $x$  such that  $\chi^2(x) = C$  (i.e. the  $C\%$  confidence limit) depends on the number of parameters  $\{\lambda\}$  – for only one parameter for example one can look up that  $\chi^2(2.71) = 0.9$ , which means that the 90% confidence bounds on  $\lambda$  are given by  $\text{TS}(\lambda) = 2.71$ .

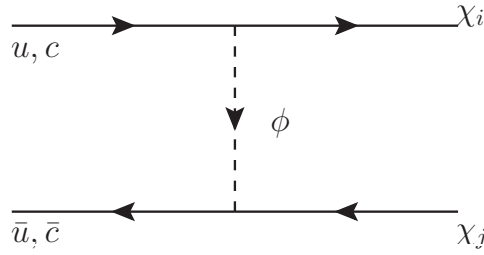


Figure E.2: The above diagram must include initial/final state radiation from external legs or internal bremsstrahlung from the mediator. The contribution is roughly equal amongst these emissions.

### E.2.2 CDMSlite

For CDMSlite, we use a conservative method based on the statement that the 90% confidence limit is such that *there is a probability of 0.9 that if the model were true, then the experiment would have measured more events ( $n$ ) than have been measured ( $n_{\text{obs}}$ )*. Using the Poisson distribution this probability is

$$P(n > n_{\text{obs}}|\mu) = \sum_{n=n_{\text{obs}}}^{\infty} \frac{\mu^n}{n!} \exp(-\mu) \approx \int_{n_{\text{obs}}}^{\infty} \frac{1}{\sqrt{2\pi\mu}} \exp\left(-\frac{(t-\mu)^2}{2\mu}\right) dt = 0.9 \quad (\text{E.2.3})$$

and in the limit  $n_{\text{obs}} \gg 1$ , this can be approximated by

$$P(n > n_{\text{obs}}|\mu) = \frac{1}{2} \left( \text{Erfc} \left( \frac{n_{\text{obs}} - \mu}{\sqrt{2\mu}} \right) \right) = 0.9. \quad (\text{E.2.4})$$

This equation is numerically solvable for  $\mu$  giving a required signal  $\mu = 109_{-50}^{+51}$ ,  $88 \pm 14$ ,  $635 \pm 37$  and  $207 \pm 20$  events for energy bins 1 to 4 respectively. This is conservative since a large portion of the measured events are background, and the resulting limits are slightly weaker than those given by the CDMSlite collaboration.

## E.3 Feynman Diagrams for collider searches

### E.3.1 Monojet processes

The dominant diagrams contributing to the pure monojet process are shown here. Each processes scales as  $\sigma \propto (\lambda\lambda^\dagger)\alpha_s$  and can become extremely large for large  $\lambda$ . The cross section is dominated by the diagrams containing a heavy  $\phi$  resonance.

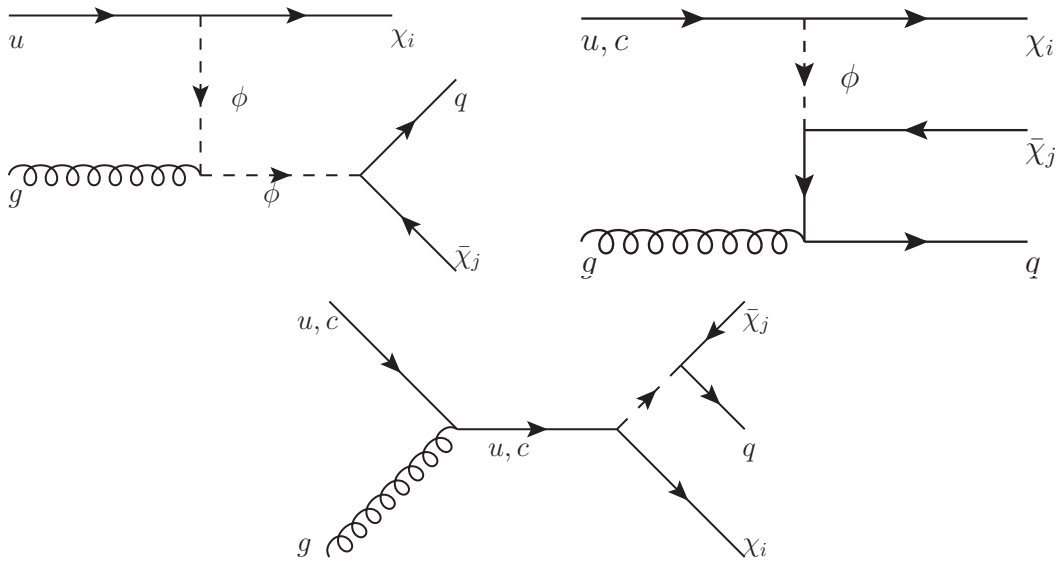
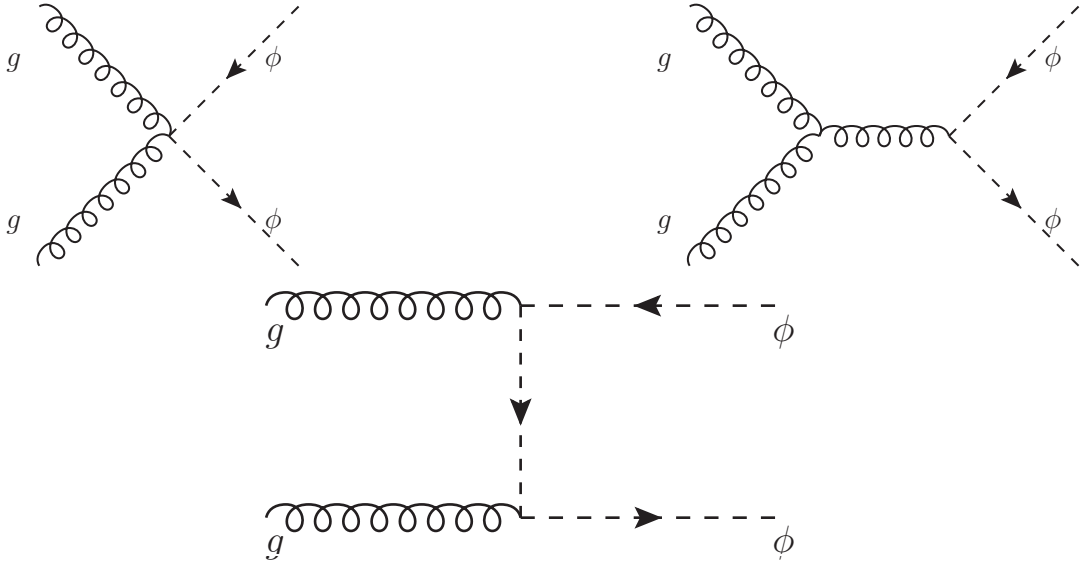
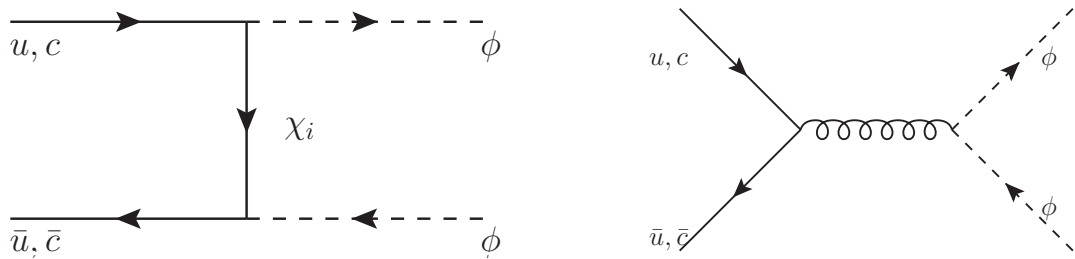


Figure E.3: The s-channel  $\phi$  resonance is responsible for top left and bottom dominating over top right, and the additional enhancement due to the gluon pdf over Figure E.2 makes these the overall dominant monojet contribution. For very heavy mediators top left is suppressed due to the two propagators.

Figure E.4: Gluon fusion dijet processes  $\sigma \propto \alpha_s^2$ .Figure E.5: The left (right) process has  $\sigma \propto (\lambda\lambda^\dagger)^2(\alpha_s^2)$  and so the dominance depends on the size of the new couplings – for couplings which are large enough to be excluded it is usually the left diagram which dominates.

### E.3.2 Dijet processes

The dominant processes contributing to the production of on-shell  $\phi$ , which decay  $\phi \rightarrow q_i \chi_j$  producing a dijet signal, are shown here. In monojet analyses, this provides a subdominant contribution compared with pure monojet processes (Figures E.2 and E.3) in most of the parameter space.



# Appendix F

## Additional information from “Charming new physics in rare $B_s$ decays and mixing?”

In this appendix we provide additional information on the technical aspects of our results for the anomalous dimensions entering in the RGE (Equation 5.6.1) in Chapter 5.

A set of Wilson coefficients that contains  $C_7$ ,  $C_9$ , and  $C_{1\dots 4}^c$  and is closed under renormalisation necessarily also contains four QCD-penguin coefficients  $C_{P_i}$  multiplying the operators  $P_{3\dots 6}$  (we define them as in [340]) and the chromodipole coefficient  $C_{8g}$ , resulting in an  $11 \times 11$  anomalous dimension matrix  $\gamma$ . If the rescaled semileptonic operator  $\tilde{Q}_9(\mu) = (4\pi/\alpha_s(\mu))Q_{9V}(\mu)$  is used, then to leading order  $\gamma_{ij}(\mu) = \alpha_s(\mu)/(4\pi)\gamma_{ij}^{(0)}$ , with constant  $\gamma_{ij}^{(0)}$ . As is well known, this matrix is already scheme-dependent at LO [347–349]. A scheme-independent matrix  $\gamma^{\text{eff}(0)}$  can be achieved by replacing  $C_7$  and  $C_8$  by the scheme-independent combinations

$$C_7^{\text{eff}} = C_7 + \sum_i y_i C_i, \quad (\text{F.0.1})$$

$$C_8^{\text{eff}} = C_8 + \sum_i z_i C_i, \quad (\text{F.0.2})$$

where

$$\langle s\gamma|Q_i|b\rangle = y_i \langle s\gamma|Q_{7\gamma}|b\rangle, \quad (\text{F.0.3})$$

$$\langle sg|Q_i|b\rangle = z_i \langle s\gamma|Q_{8g}|b\rangle, \quad (\text{F.0.4})$$

to lowest order and the sums run over all four-quark operators. We find that  $y_i$  and  $z_i$  vanish for  $Q_{1\dots 4}^c$ , leaving only the known coefficients  $y_{P_i} = (-1/3, -4/9, -20/3, -80/9)_i$  and  $z_{P_i} = (1, -1/6, 20, -10/3)_i$  ( $i = 3 \dots 6$ ) [340]. The BSM correction  $\Delta C_9^{\text{eff}}$  in

Equations 5.3.2 and 5.3.7 coincides with the (BSM correction to the) coefficient  $C_9$  of  $Q_{9V}$  to LL accuracy.

Many of the elements of  $\gamma^{\text{eff}(0)}$  are known [337, 341–348], except for  $\gamma_{Q_i^c Q_{7\gamma}}^{\text{eff}(0)}$ ,  $\gamma_{Q_i^c Q_{8g}}^{\text{eff}(0)}$ ,  $\gamma_{Q_i^c P_j}^{\text{eff}(0)}$ , and  $\gamma_{Q_i^c \tilde{Q}_9}^{\text{eff}(0)}$ , for  $i = 3, 4$ . The latter can be read off from the logarithmic terms in Equation 5.3.2, and the mixing into  $P_i$  follows from substituting gauge coupling and colour factors in the diagram shown on the left of Figure 5.1. This gives

$$\gamma_{Q_i^c \tilde{Q}_9}^{(0)} = \left( -\frac{8}{3}, -\frac{8}{9}, \frac{4}{3}, \frac{4}{9} \right)_i, \quad \gamma_{Q_i^c P_4}^{(0)} = \left( 0, \frac{4}{3}, 0, -\frac{2}{3} \right)_i,$$

for  $i = 1, 2, 3, 4$ , with the mixing into  $C_{P_{3,5,6}}$  vanishing.

The leading mixing into  $C_7^{\text{eff}}$  arises at two loops [350–353] and is the technically most challenging aspect of our results. Our calculation employs the 1PI (off-shell) formalism and the method of [354] for computing UV divergences, which involves an infrared-regulator mass and the appearance of a set of gauge-non-invariant counterterms. The result is

$$\gamma_{Q_i^c Q_7}^{\text{eff}(0)} = \left( 0, \frac{416}{81}, 0, \frac{224}{81} \right)_i \quad (i = 1, 2, 3, 4).$$

Our stated results for  $i = 1, 2$  agree with the results in [340, 345], which constitutes a cross-check of our calculation.

We have not obtained the 2-loop mixing of  $C_{3,4}^c$  into  $C_{8g}$  and set these anomalous dimension elements to zero. For the case of  $C_{1,2}^c$  where this mixing is known, the impact of neglecting  $\gamma_{i8}^{\text{eff}(0)}$  on  $\Delta C_7^{\text{eff}}(\mu)$  is small (the only change being  $-0.19\Delta C_2 \rightarrow -0.18\Delta C_2$  in Equation 5.3.6). We expect a similarly small error in the case of  $\Delta C_{3,4}$ .



# Appendix G

## Additional information from “Dimension-six matrix elements from sum rules”

In this appendix we provide additional information relating to our work in Chapter 6.

In Appendix G.1 we provide our choice of basis for the evanescent operators for both the  $\Delta B = 2$  and  $\Delta B = 0$  sectors, along with the corresponding anomalous dimension matrices.

In Appendix G.2 we show our choice of input parameters (Table G.1) as well as a detailed breakdown of the uncertainties associated with our results for the bag parameters (Tables G.2 to G.5).

Finally in Tables G.6 to G.9 we provide a breakdown of the errors in our mixing and lifetime ratio observables.

## G.1 Basis of evanescent operators and ADMs

### G.1.1 $\Delta B = 2$ operators

Our choice of basis for the evanescent operators is given by

$$\begin{aligned}
E_1 &= \bar{b}_i \gamma_\mu (1 - \gamma^5) q_j \bar{b}_j \gamma^\mu (1 - \gamma^5) q_i - Q_1, \\
E_2 &= \bar{b}_i \gamma_\mu \gamma_\nu (1 - \gamma^5) q_i \bar{b}_j \gamma^\mu \gamma^\nu (1 - \gamma^5) q_j - (8 - 4\epsilon) Q_2 - (8 - 8\epsilon) Q_3, \\
E_3 &= \bar{b}_i \gamma_\mu \gamma_\nu (1 - \gamma^5) q_j \bar{b}_j \gamma^\mu \gamma^\nu (1 - \gamma^5) q_i - (8 - 8\epsilon) Q_2 - (8 - 4\epsilon) Q_3, \\
E_4 &= \bar{b}_i \gamma_\mu \gamma_\nu \gamma_\rho (1 - \gamma^5) q_i \bar{b}_j \gamma^\mu \gamma^\nu \gamma^\rho (1 - \gamma^5) q_j - (16 - 4\epsilon) Q_1, \\
E_5 &= \bar{b}_i \gamma_\mu \gamma_\nu \gamma_\rho (1 - \gamma^5) q_j \bar{b}_j \gamma^\mu \gamma^\nu \gamma^\rho (1 - \gamma^5) q_i - (16 - 4\epsilon) (Q_1 + E_1), \\
E_6 &= \bar{b}_i \gamma_\mu (1 - \gamma^5) q_i \bar{b}_j \gamma^\mu (1 + \gamma^5) q_j + 2Q_5, \\
E_7 &= \bar{b}_i \gamma_\mu (1 - \gamma^5) q_j \bar{b}_j \gamma^\mu (1 + \gamma^5) q_i + 2Q_4, \\
E_8 &= \bar{b}_i \gamma_\mu \gamma_\nu (1 - \gamma^5) q_i \bar{b}_j \gamma^\mu \gamma^\nu (1 + \gamma^5) q_j - 4Q_4, \\
E_9 &= \bar{b}_i \gamma_\mu \gamma_\nu (1 - \gamma^5) q_j \bar{b}_j \gamma^\mu \gamma^\nu (1 + \gamma^5) q_i - 4Q_5,
\end{aligned} \tag{G.1.1}$$

for QCD and

$$\begin{aligned}
\tilde{E}_1 &= \bar{h}_i^{\{(+)} \gamma_\mu (1 - \gamma^5) q_j \bar{h}_j^{(-)} \gamma^\mu (1 - \gamma^5) q_i - \tilde{Q}_1, \\
\tilde{E}_2 &= \frac{1}{2} \tilde{Q}_1 + \tilde{Q}_2 + \bar{h}_i^{\{(+)} (1 - \gamma^5) q_j \bar{h}_j^{(-)} (1 - \gamma^5) q_i, \\
\tilde{E}_3 &= \bar{h}_i^{\{(+)} \gamma_\mu \gamma_\nu (1 - \gamma^5) q_i \bar{h}_j^{(-)} \gamma^\mu \gamma^\nu (1 - \gamma^5) q_j + (4 + a_1\epsilon) \tilde{Q}_1, \\
\tilde{E}_4 &= \bar{h}_i^{\{(+)} \gamma_\mu \gamma_\nu (1 - \gamma^5) q_j \bar{h}_j^{(-)} \gamma^\mu \gamma^\nu (1 - \gamma^5) q_i + (4 + a_1\epsilon) (\tilde{Q}_1 + \tilde{E}_1), \\
\tilde{E}_5 &= \bar{h}_i^{\{(+)} \gamma_\mu \gamma_\nu \gamma_\rho (1 - \gamma^5) q_i \bar{h}_j^{(-)} \gamma^\mu \gamma^\nu \gamma^\rho (1 - \gamma^5) q_j - (16 + a_2\epsilon) \tilde{Q}_1, \\
\tilde{E}_6 &= \bar{h}_i^{\{(+)} \gamma_\mu \gamma_\nu \gamma_\rho (1 - \gamma^5) q_j \bar{h}_j^{(-)} \gamma^\mu \gamma^\nu \gamma^\rho (1 - \gamma^5) q_i - (16 + a_2\epsilon) (\tilde{Q}_1 + \tilde{E}_1), \\
\tilde{E}_7 &= \bar{h}_i^{\{(+)} \gamma_\mu (1 - \gamma^5) q_i \bar{h}_j^{(-)} \gamma^\mu (1 + \gamma^5) q_j + 2\tilde{Q}_5, \\
\tilde{E}_8 &= \bar{h}_i^{\{(+)} \gamma_\mu (1 - \gamma^5) q_j \bar{h}_j^{(-)} \gamma^\mu (1 + \gamma^5) q_i + 2\tilde{Q}_4, \\
\tilde{E}_9 &= \bar{h}_i^{\{(+)} \gamma_\mu \gamma_\nu (1 - \gamma^5) q_i \bar{h}_j^{(-)} \gamma^\mu \gamma^\nu (1 + \gamma^5) q_j - (4 + a_3\epsilon) \tilde{Q}_4, \\
\tilde{E}_{10} &= \bar{h}_i^{\{(+)} \gamma_\mu \gamma_\nu (1 - \gamma^5) q_j \bar{h}_j^{(-)} \gamma^\mu \gamma^\nu (1 + \gamma^5) q_i - (4 + a_3\epsilon) \tilde{Q}_5,
\end{aligned} \tag{G.1.2}$$

for HQET. It is straightforward to verify that the evanescent operators vanish in four dimensions by using the Fierz identities Equations A.0.2, A.0.4 and A.0.5 along with the relation

$$\gamma_\mu \gamma_\nu \gamma_\rho = g_{\mu\nu} \gamma_\rho + g_{\nu\rho} \gamma_\mu - g_{\mu\rho} \gamma_\nu - i\epsilon_{\mu\nu\rho\lambda} \gamma^\lambda \gamma^5. \tag{G.1.3}$$

A useful strategy to simplify expressions with two Dirac matrices is to use projection identities, e.g.

$$\bar{h}^{(\pm)} \gamma_\mu \gamma_\nu (1 - \gamma^5) q = \pm \bar{h}^{(\pm)} \not{q} \gamma_\mu \gamma_\nu (1 - \gamma^5) q, \tag{G.1.4}$$

and then reduce the number of Dirac matrices with Equation G.1.3.

In the decomposition shown in Equation 6.2.8 the LO QCD ADM is

$$\gamma_{QQ}^{(0)} = \begin{pmatrix} \frac{6(N_c-1)}{N_c} & 0 & 0 & 0 & 0 \\ 0 & -\frac{2(3N_c^2-4N_c-1)}{N_c} & \frac{4N_c-8}{N_c} & 0 & 0 \\ 0 & \frac{4(N_c-2)(N_c+1)}{N_c} & \frac{2(N_c+1)^2}{N_c} & 0 & 0 \\ 0 & 0 & 0 & -\frac{6(N_c^2-1)}{N_c} & 0 \\ 0 & 0 & 0 & -6 & \frac{6}{N_c} \end{pmatrix}, \quad (\text{G.1.5})$$

$$\gamma_{QE}^{(0)} = \begin{pmatrix} 6 & 0 & 0 & -\frac{1}{N_c} & 1 & 0 & 0 & 0 & 0 \\ 0 & -\frac{1}{N_c} & 1 & 0 & 0 & 0 & 0 & 0 & 0 \\ 0 & \frac{1}{2} & \frac{N_c}{2} - \frac{1}{N_c} & 0 & 0 & 0 & 0 & 0 & 0 \\ 0 & 0 & 0 & 0 & 0 & 0 & 0 & -\frac{1}{N_c} & 1 \\ 0 & 0 & 0 & 0 & 0 & 0 & 0 & \frac{1}{2} & \frac{N_c}{2} - \frac{1}{N_c} \end{pmatrix}. \quad (\text{G.1.6})$$

In HQET we find

$$\tilde{\gamma}_{\tilde{Q}\tilde{Q}}^{(0)} = \begin{pmatrix} \frac{3}{N_c} - 3N_c & 0 & 0 & 0 \\ 1 + \frac{1}{N_c} & -3N_c + 4 + \frac{7}{N_c} & 0 & 0 \\ 0 & 0 & \frac{6}{N_c} - 3N_c & -3 \\ 0 & 0 & -3 & \frac{6}{N_c} - 3N_c \end{pmatrix}, \quad (\text{G.1.7})$$

$$\tilde{\gamma}_{\tilde{Q}\tilde{E}}^{(0)} = \begin{pmatrix} 0 & 0 & 0 & 0 & -\frac{1}{4N_c} & \frac{1}{4} & 0 & 0 & 0 & 0 \\ -1 & -4 & -\frac{1}{4N_c} & \frac{1}{4} & 0 & 0 & 0 & 0 & 0 & 0 \\ 0 & 0 & 0 & 0 & 0 & 0 & 0 & -\frac{1}{4N_c} & \frac{1}{4} & 0 \\ 0 & 0 & 0 & 0 & 0 & 0 & 0 & \frac{1}{4} & -\frac{1}{4N_c} & 0 \end{pmatrix}. \quad (\text{G.1.8})$$

Our result (Equation G.1.5) with  $N_c = 3$  differs from the results of [460,461] because we have only used the replacements implied by the basis of evanescent operators (Equation G.1.1) to simplify products of Dirac matrices. We can reproduce their result by applying 4-dimensional Fierz identities that relate  $Q_1$ ,  $Q_2$  and  $Q_3$ . The upper left  $2 \times 2$  sub-matrix of Equation G.1.7 agrees with [369].

### G.1.2 $\Delta B = 0$ operators

We define the basis of evanescent operators in QCD following [404]:

$$\begin{aligned}
E_1^q &= \bar{b}\gamma_\mu\gamma_\nu\gamma_\rho(1-\gamma^5)q\bar{q}\gamma^\rho\gamma^\nu\gamma^\mu(1-\gamma^5)b - (4-8\epsilon)Q_1^q, \\
E_2^q &= \bar{b}\gamma_\mu\gamma_\nu(1-\gamma^5)q\bar{q}\gamma^\nu\gamma^\mu(1+\gamma^5)b - (4-8\epsilon)Q_2^q, \\
E_3^q &= \bar{b}\gamma_\mu\gamma_\nu\gamma_\rho(1-\gamma^5)T^Aq\bar{q}\gamma^\rho\gamma^\nu\gamma^\mu(1-\gamma^5)T^Ab - (4-8\epsilon)T_1^q, \\
E_4^q &= \bar{b}\gamma_\mu\gamma_\nu(1-\gamma^5)T^Aq\bar{q}\gamma^\nu\gamma^\mu(1+\gamma^5)T^Ab - (4-8\epsilon)T_2^q.
\end{aligned} \tag{G.1.9}$$

In HQET we again introduce parameters  $a_{1,2}$  to keep track of the scheme dependence.

$$\begin{aligned}
\tilde{E}_1^q &= \bar{h}\gamma_\mu\gamma_\nu\gamma_\rho(1-\gamma^5)q\bar{q}\gamma^\rho\gamma^\nu\gamma^\mu(1-\gamma^5)h - (4+a_1\epsilon)\tilde{Q}_1^q, \\
\tilde{E}_2^q &= \bar{h}\gamma_\mu\gamma_\nu(1-\gamma^5)q\bar{q}\gamma^\nu\gamma^\mu(1+\gamma^5)h - (4+a_2\epsilon)\tilde{Q}_2^q, \\
\tilde{E}_3^q &= \bar{h}\gamma_\mu\gamma_\nu\gamma_\rho(1-\gamma^5)T^Aq\bar{q}\gamma^\rho\gamma^\nu\gamma^\mu(1-\gamma^5)T^Ah - (4+a_1\epsilon)\tilde{T}_1^q, \\
\tilde{E}_4^q &= \bar{h}\gamma_\mu\gamma_\nu(1-\gamma^5)T^Aq\bar{q}\gamma^\nu\gamma^\mu(1+\gamma^5)T^Ah - (4+a_2\epsilon)\tilde{T}_2^q.
\end{aligned} \tag{G.1.10}$$

The isospin breaking combinations of the evanescent operators are defined in analogy to Equation 6.5.3. The LO ADM in QCD takes the form

$$\gamma_{QQ}^{(0)} = \begin{pmatrix} 0 & 0 & 12 & 0 \\ 0 & \frac{6}{N_c} - 6N_c & 0 & 0 \\ 3 - \frac{3}{N_c} & 0 & -\frac{12}{N_c} & 0 \\ 0 & 0 & 0 & \frac{6}{N_c} \end{pmatrix}, \tag{G.1.11}$$

$$\gamma_{QE}^{(0)} = \begin{pmatrix} 0 & 0 & -2 & 0 \\ 0 & 0 & 0 & -2 \\ \frac{1}{2N_c} - \frac{1}{2} & 0 & \frac{2}{N_c} - \frac{N_c}{2} & 0 \\ 0 & \frac{1}{2N_c} - \frac{1}{2} & 0 & \frac{2}{N_c} - \frac{N_c}{2} \end{pmatrix}. \tag{G.1.12}$$

The HQET result is given by

$$\tilde{\gamma}_{\tilde{Q}\tilde{Q}}^{(0)} = \begin{pmatrix} \frac{3}{N_c} - 3N_c & 0 & 6 & 0 \\ 0 & \frac{3}{N_c} - 3N_c & 0 & 6 \\ \frac{3}{2} - \frac{3}{2N_c} & 0 & -\frac{3}{N_c} & 0 \\ 0 & \frac{3}{2} - \frac{3}{2N_c} & 0 & -\frac{3}{N_c} \end{pmatrix}, \tag{G.1.13}$$

$$\tilde{\gamma}_{\tilde{Q}\tilde{E}}^{(0)} = \begin{pmatrix} 0 & 0 & -\frac{1}{2} & 0 \\ 0 & 0 & 0 & -\frac{1}{2} \\ \frac{1}{8N_c} - \frac{1}{8} & 0 & \frac{1}{2N_c} - \frac{N_c}{4} & 0 \\ 0 & \frac{1}{8N_c} - \frac{1}{8} & 0 & \frac{1}{2N_c} - \frac{N_c}{4} \end{pmatrix}. \tag{G.1.14}$$

Our result in Equation G.1.11 is in agreement with [337, 423] and Equation G.1.13 reproduces the result of [196].<sup>1</sup> The results in Equations G.1.12 and G.1.14 are new. The matching coefficients read

$$C_{Q_i \bar{Q}_j}^{(0)} = \delta_{ij} \quad (\text{G.1.15})$$

at LO and

$$C_{Q_i \bar{Q}_j}^{(1)} = \begin{pmatrix} -4L_\mu - \frac{32}{3} & \frac{16}{3} & -\frac{a_1}{4} - 3L_\mu - 13 & -2 \\ 0 & 4L_\mu + \frac{16}{3} & -\frac{3}{2} & -\frac{a_2}{4} + 3L_\mu - 1 \\ -\frac{a_1}{18} - \frac{2L_\mu}{3} - \frac{26}{9} & -\frac{4}{9} & -\frac{7a_1}{24} + \frac{3L_\mu}{2} + \frac{7}{6} & -3 \\ -\frac{1}{3} & -\frac{a_2}{18} + \frac{2L_\mu}{3} - \frac{2}{9} & -\frac{1}{4} & -\frac{7a_2}{24} - \frac{3L_\mu}{2} - \frac{29}{6} \end{pmatrix} \quad (\text{G.1.16})$$

at NLO where we have set  $N_c = 3$  for brevity.

## G.2 Inputs and detailed overview of uncertainties

Parameter	Value	Source
$\bar{m}_b(\bar{m}_b)$	$(4.203^{+0.016}_{-0.034})$ GeV	[391, 392]
$m_b^{\text{PS}}(2 \text{ GeV})$	$(4.532^{+0.013}_{-0.039})$ GeV	[391, 392]
$m_b^{1\text{S}}$	$(4.66^{+0.04}_{-0.03})$ GeV	[390]
$m_b^{\text{kin}}(1 \text{ GeV})$	$(4.553 \pm 0.020)$ GeV	[462]
$\bar{m}_c(\bar{m}_c)$	$(1.279 \pm 0.013)$ GeV	[463]
$\alpha_s(M_Z)$	$0.1181 \pm 0.0011$	[390]
$V_{us}$	$0.2248 \pm 0.0006$	[390]
$V_{ub}$	$0.00409 \pm 0.00039$	[390]
$V_{cb}$	$0.0405 \pm 0.0015$	[390]
$\gamma_{\text{CKM}}$	$(73.2^{+6.3}_{-7.0})^\circ$	[390]
$f_B$	$(189 \pm 4)$ MeV	[390]
$f_{B_s}$	$(227.2 \pm 3.4)$ MeV	[390]
$f_D$	$(203.7 \pm 4.8)$ MeV	[390]

Table G.1: Input values for parameters. Note that for  $f_B$  we use the mean of  $f_B$  and  $f_{B^+}$ , while for  $f_D$  we use the “experimental” value instead of the lattice average, since the former is in significantly better agreement with sum rule results [407, 408, 412, 413].

<sup>1</sup>Note that [196] contains a misprint that has been identified in [405].

	$\bar{\Lambda}$	intrinsic SR	condensates	$\mu_\rho$	$1/m_b$	$\mu_m$	$a_i$
$\bar{B}_{Q_1}$	+0.001 -0.002	$\pm 0.018$	$\pm 0.004$	+0.011 -0.022	$\pm 0.010$	+0.045 -0.039	+0.007 -0.007
$\bar{B}_{Q_2}$	+0.014 -0.017	$\pm 0.020$	$\pm 0.004$	+0.012 -0.019	$\pm 0.010$	+0.071 -0.062	+0.015 -0.015
$\bar{B}_{Q_3}$	+0.060 -0.074	$\pm 0.107$	$\pm 0.023$	+0.016 -0.008	$\pm 0.010$	+0.086 -0.069	+0.053 -0.052
$\bar{B}_{Q_4}$	+0.007 -0.006	$\pm 0.021$	$\pm 0.011$	+0.003 -0.003	$\pm 0.010$	+0.088 -0.079	+0.005 -0.006
$\bar{B}_{Q_5}$	+0.019 -0.015	$\pm 0.018$	$\pm 0.009$	+0.004 -0.006	$\pm 0.010$	+0.077 -0.068	+0.012 -0.012

Table G.2: Individual errors for the bag parameters of the  $\Delta B = 2$  matrix elements.

	$\bar{\Lambda}$	intrinsic SR	condensates	$\mu_\rho$	$1/m_b$	$\mu_m$	$a_i$
$\bar{B}_1$	+0.003 -0.002	$\pm 0.019$	$\pm 0.002$	+0.002 -0.002	$\pm 0.010$	+0.060 -0.052	+0.002 -0.003
$\bar{B}_2$	+0.001 -0.001	$\pm 0.020$	$\pm 0.002$	+0.000 -0.001	$\pm 0.010$	+0.084 -0.076	+0.001 -0.002
$\bar{\epsilon}_1$	+0.006 -0.007	$\pm 0.022$	$\pm 0.003$	+0.003 -0.003	$\pm 0.010$	+0.010 -0.012	+0.006 -0.007
$\bar{\epsilon}_2$	+0.005 -0.006	$\pm 0.017$	$\pm 0.003$	+0.002 -0.001	$\pm 0.010$	+0.001 -0.002	+0.003 -0.004

Table G.3: Individual errors for the bag parameters of the  $\Delta B = 0$  matrix elements.

	$\bar{\Lambda}$	intrinsic SR	condensates	$\mu_\rho$	$1/m_c$	$\mu_m$	$a_i$
$\bar{B}_{Q_1}$	+0.001 -0.002	$\pm 0.013$	$\pm 0.003$	+0.009 -0.021	$\pm 0.030$	+0.039 -0.021	$\pm 0.003$
$\bar{B}_{Q_2}$	+0.011 -0.014	$\pm 0.015$	$\pm 0.003$	+0.010 -0.016	$\pm 0.030$	+0.092 -0.050	$\pm 0.012$
$\bar{B}_{Q_3}$	+0.037 -0.045	$\pm 0.059$	$\pm 0.013$	+0.016 -0.016	$\pm 0.030$	+0.116 -0.059	$\pm 0.016$
$\bar{B}_{Q_4}$	+0.006 -0.005	$\pm 0.017$	$\pm 0.009$	+0.003 -0.003	$\pm 0.030$	+0.131 -0.071	$\pm 0.004$
$\bar{B}_{Q_5}$	+0.014 -0.012	$\pm 0.014$	$\pm 0.007$	+0.004 -0.005	$\pm 0.030$	+0.127 -0.069	$\pm 0.004$

Table G.4: Individual errors for the bag parameters of the  $\Delta C = 2$  matrix elements.

	$\bar{\Lambda}$	intrinsic SR	condensates	$\mu_\rho$	$1/m_c$	$\mu_m$	$a_i$
$\bar{B}_1$	+0.004 -0.003	$\pm 0.017$	$\pm 0.002$	+0.002 -0.002	$\pm 0.030$	+0.068 -0.037	+0.003 -0.005
$\bar{B}_2$	+0.001 -0.000	$\pm 0.015$	$\pm 0.001$	+0.000 -0.000	$\pm 0.030$	+0.120 -0.065	+0.000 -0.001
$\bar{\epsilon}_1$	+0.007 -0.008	$\pm 0.024$	$\pm 0.004$	+0.003 -0.004	$\pm 0.030$	+0.012 -0.022	+0.006 -0.008
$\bar{\epsilon}_2$	+0.003 -0.004	$\pm 0.011$	$\pm 0.002$	+0.001 -0.001	$\pm 0.030$	+0.000 -0.000	+0.001 -0.002

Table G.5: Individual errors for the bag parameters of the  $\Delta C = 0$  matrix elements.

Parameter	Error contribution		
	$\Delta M_s^{\text{SM}} / \text{ps}^{-1}$	$\Delta \Gamma_s^{\text{PS}} / \text{ps}^{-1}$	$a_{\text{sl}}^{s,\text{PS}} / 10^{-5}$
$\delta(\overline{B}_{Q_1})$	$\pm 1.1$	$\pm 0.005$	$\pm 0.01$
$\delta(\overline{B}_{Q_3})$	$\pm 0.0$	$\pm 0.005$	$\pm 0.01$
$\delta(\overline{B}_{R_0})$	$\pm 0.0$	$\pm 0.003$	$\pm 0.00$
$\delta(\overline{B}_{R_1})$	$\pm 0.0$	$\pm 0.000$	$\pm 0.00$
$\delta(\overline{B}_{R'_1})$	$\pm 0.0$	$\pm 0.000$	$\pm 0.00$
$\delta(\overline{B}_{R_2})$	$\pm 0.0$	$\pm 0.016$	$\pm 0.00$
$\delta(\overline{B}_{R_3})$	$\pm 0.0$	$\pm 0.001$	$\pm 0.02$
$\delta(\overline{B}_{R'_3})$	$\pm 0.0$	$\pm 0.000$	$\pm 0.05$
$\delta(f_{B_s})$	$\pm 0.5$	$\pm 0.002$	$\pm 0.00$
$\delta(\mu_1)$	$\pm 0.0$	$+0.007$ $-0.018$	$+0.04$ $-0.08$
$\delta(\mu_2)$	$\pm 0.1$	$+0.000$ $-0.002$	$\pm 0.01$
$\delta(m_b)$	$\pm 0.0$	$+0.000$ $-0.001$	$\pm 0.01$
$\delta(m_c)$	$\pm 0.0$	$+0.000$ $-0.001$	$\pm 0.06$
$\delta(\alpha_s)$	$\pm 0.0$	$\pm 0.000$	$\pm 0.04$
$\delta(\text{CKM})$	$+1.4$ $-1.3$	$\pm 0.006$	$+0.21$ $-0.22$

Table G.6: Individual errors for the  $B_s$  mixing observables.

Parameter	Error contribution		
	$\Delta M_d^{\text{SM}} / \text{ps}^{-1}$	$\Delta \Gamma_d^{\text{PS}} / 10^{-3} \text{ps}^{-1}$	$a_{\text{sl}}^{d,\text{PS}} / 10^{-4}$
$\delta(\overline{B}_{Q_1})$	$+0.04$ $-0.03$	$\pm 0.16$	$\pm 0.02$
$\delta(\overline{B}_{Q_3})$	$\pm 0.00$	$+0.17$ $-0.16$	$\pm 0.03$
$\delta(\overline{B}_{R_0})$	$\pm 0.00$	$\pm 0.11$	$\pm 0.01$
$\delta(\overline{B}_{R_1})$	$\pm 0.00$	$\pm 0.01$	$\pm 0.00$
$\delta(\overline{B}_{R'_1})$	$\pm 0.00$	$\pm 0.01$	$\pm 0.00$
$\delta(\overline{B}_{R_2})$	$\pm 0.00$	$\pm 0.54$	$\pm 0.00$
$\delta(\overline{B}_{R_3})$	$\pm 0.00$	$\pm 0.00$	$\pm 0.04$
$\delta(\overline{B}_{R'_3})$	$\pm 0.00$	$\pm 0.01$	$\pm 0.09$
$\delta(f_B)$	$\pm 0.03$	$\pm 0.11$	$\pm 0.00$
$\delta(\mu_1)$	$\pm 0.00$	$+0.24$ $-0.62$	$+0.17$ $-0.07$
$\delta(\mu_2)$	$\pm 0.00$	$+0.00$ $-0.08$	$+0.01$ $-0.03$
$\delta(m_b)$	$\pm 0.00$	$+0.01$ $-0.03$	$+0.01$ $-0.03$
$\delta(m_c)$	$\pm 0.00$	$+0.01$ $-0.02$	$\pm 0.13$
$\delta(\alpha_s)$	$\pm 0.00$	$\pm 0.01$	$\pm 0.08$
$\delta(\text{CKM})$	$\pm 0.08$	$+0.38$ $-0.37$	$+0.47$ $-0.44$

Table G.7: Individual errors for the  $B_d$  mixing observables.

Parameter	Error contribution
$\delta(\overline{B}_1)$	$\pm 0.002$
$\delta(\overline{B}_2)$	$\pm 0.000$
$\delta(\overline{\epsilon}_1)$	$+0.016$ $-0.015$
$\delta(\overline{\epsilon}_2)$	$\pm 0.004$
$\delta(\rho_3)$	$\pm 0.001$
$\delta(\rho_4)$	$\pm 0.000$
$\delta(\sigma_3)$	$\pm 0.013$
$\delta(\sigma_4)$	$\pm 0.000$
$\delta(f_B)$	$+0.004$ $-0.003$
$\delta(\mu_1)$	$+0.000$ $-0.013$
$\delta(\mu_0)$	$+0.000$ $-0.006$
$\delta(m_b)$	$+0.000$ $-0.001$
$\delta(m_c)$	$\pm 0.000$
$\delta(\alpha_s)$	$\pm 0.002$
$\delta(\text{CKM})$	$\pm 0.006$

Table G.8: Individual errors for the ratio  $\tau(B^+)/\tau(B^0)$  in the PS mass scheme.

Parameter	Error contribution
$\delta(\overline{B}_1)$	$+0.07$ $-0.05$
$\delta(\overline{B}_2)$	$\pm 0.00$
$\delta(\overline{\epsilon}_1)$	$+0.52$ $-0.47$
$\delta(\overline{\epsilon}_2)$	$\pm 0.017$
$\delta(\rho_3)$	$\pm 0.05$
$\delta(\rho_4)$	$\pm 0.00$
$\delta(\sigma_3)$	$\pm 0.46$
$\delta(\sigma_4)$	$\pm 0.00$
$\delta(f_D)$	$\pm 0.08$
$\delta(\mu_1)$	$+0.07$ $-0.40$
$\delta(\mu_0)$	$+0.08$ $-0.21$
$\delta(m_c)$	$\pm 0.08$
$\delta(m_s)$	$\pm 0.00$
$\delta(\alpha_s)$	$+0.07$ $-0.06$
$\delta(\text{CKM})$	$\pm 0.00$

Table G.9: Individual errors for the ratio  $\tau(D^+)/\tau(D^0)$  in the PS mass scheme.



# Appendix H

## Additional information from “One constraint to kill them all?”

In this appendix, we break down our updated SM calculation in Chapter 7 by showing the inputs used and the resulting error breakdown. We also discuss in more detail the dependence of  $\Delta M_s$  on inputs from lattice QCD and the CKM matrix elements.

### H.1 Numerical input for theory predictions

The inputs we use in our numerical evaluations are shown in Table H.1. The values are taken from the PDG [224,464], from non-relativistic sum rules (NRSR) [391,392], from the CKMfitter group [29] and the non-perturbative parameters from FLAG (July 2017 online update [162]). For  $\alpha_s$  we use RunDec [389] with 5-loop accuracy [393–397], running from  $M_Z$  down to the bottom mass scale. At the low scale we use 2-loop accuracy to determine  $\Lambda^{(5)}$ .

### H.2 Error budget of the theory predictions

In this section we compare the error budget of our new SM prediction for  $\Delta M_s^{\text{SM}}$  with the ones given in 2015 by [165], in 2011 by [208] and 2006 by [207] – the results are shown in Table H.2.

We observe a considerable improvement in accuracy and a sizeable shift compared to the 2015 prediction, mostly stemming from the new lattice results for  $f_{B_s}\sqrt{B}$ , which is still responsible for the largest error contribution of about 6%. The next important uncertainty is the accuracy of the CKM element  $V_{cb}$ , which contributes about 2% to

Parameter	Value	Source
$M_{B_s}$	$(5.366\,89 \pm 0.000\,19)$ GeV	PDG 2017
$m_t$	$(173.1 \pm 0.6)$ GeV	PDG 2017
$\bar{m}_t(\bar{m}_t)$	$(165.65 \pm 0.57)$ GeV	own evaluation
$\bar{m}_b(\bar{m}_b)$	$(4.203 \pm 0.025)$ GeV	NRSR
$\alpha_s(M_Z)$	0 1181(11)	PDG 2017
$\alpha_s(\bar{m}_b)$	0 2246(21)	own evaluation
$\Lambda^{(5)}$	$(0.2259 \pm 0.0068)$ GeV	own evaluation
$V_{us}$	$0.22508^{+0.00030}_{-0.00028}$	CKMfitter
$V_{cb}$	$0.04181^{+0.00028}_{-0.00060}$	CKMfitter
$ V_{ub}/V_{cb} $	0 0889(14)	CKMfitter
$\gamma_{\text{CKM}}$	$1.141^{+0.017}_{-0.020}$	CKMfitter
$f_{B_s}\sqrt{\hat{B}}$	$(274 \pm 8)$ MeV	FLAG

Table H.1: Input parameters for our update of  $\Delta M_s$ .

Parameter	Error contribution			
	This work	ABL 2015 [165]	LN 2011 [208]	LN 2006 [207]
$\delta(f_{B_s}\sqrt{\hat{B}})$	5.8 %	13.9 %	13.5 %	34.1 %
$\delta( V_{cb} )$	2.1 %	4.9 %	3.4 %	4.9 %
$\delta(m_t)$	0.7 %	0.7 %	1.1 %	1.8 %
$\delta(\alpha_s)$	0.1 %	0.1 %	0.4 %	2 %
$\delta(\gamma_{\text{CKM}})$	0.1 %	0.1 %	0.3 %	1 %
$\delta( V_{ub}/V_{cb} )$	< 0.1 %	0.1 %	0.2 %	0.5 %
$\delta(\bar{m}_b)$	< 0.1 %	< 0.1 %	0.1 %	—
$\Sigma \delta$	6.2 %	14.8 %	14.0 %	34.6 %

Table H.2: Individual contributions to the theoretical error of the mass difference  $\Delta M_s$  within the SM and comparison with the values obtained in [165, 207, 208]. In the last row the errors are summed in quadrature.

Source	$f_{B_s}\sqrt{\hat{B}}$	$\Delta M_s^{\text{SM}}$
HPQCD14 [182]	$(247 \pm 12) \text{ MeV}$	$(16.2 \pm 1.7) \text{ ps}^{-1}$
ETMC13 [181]	$(262 \pm 10) \text{ MeV}$	$(18.3 \pm 1.5) \text{ ps}^{-1}$
HPQCD09 [465] = FLAG13 [220]	$(266 \pm 18) \text{ MeV}$	$(18.9 \pm 2.6) \text{ ps}^{-1}$
<b>FLAG17</b> [161]	$(274 \pm 8) \text{ MeV}$	$(20.01 \pm 1.25) \text{ ps}^{-1}$
Fermilab16 [217]	$(274.6 \pm 8.8) \text{ MeV}$	$(20.1 \pm 1.5) \text{ ps}^{-1}$
HQET-SR [4, 408]	$(278_{-24}^{+28}) \text{ MeV}$	$(20.6_{-3.4}^{+4.4}) \text{ ps}^{-1}$
HPQCD06 [358]	$(281 \pm 20) \text{ MeV}$	$(21.0 \pm 3.0) \text{ ps}^{-1}$
RBC/UKQCD14 [466]	$(290 \pm 20) \text{ MeV}$	$(22.4 \pm 3.4) \text{ ps}^{-1}$
Fermilab11 [180]	$(291 \pm 18) \text{ MeV}$	$(22.6 \pm 2.8) \text{ ps}^{-1}$

Table H.3: Predictions for the non-perturbative parameter  $f_{B_s}\sqrt{\hat{B}}$  and the corresponding SM prediction for  $\Delta M_s$ . The current FLAG average is dominated by the FERMI-LAB/MILC value from 2016. Note that the HQET-SR result is found by combining our result for the bag parameter (Equation 6.4.2, which was published in [4]) with a separate sum rule calculation of the decay constant.

the error budget. The CKM parameters were determined assuming unitarity of the  $3 \times 3$  CKM matrix – if this assumption is relaxed, then the uncertainties can increase. The uncertainties due to the remaining parameters are subleading. In total we are left with an overall uncertainty of about 6%, in comparison to the experimental uncertainty of about 0.1%.

### H.3 Non-perturbative inputs

As a word of caution we present in Table H.3 a wider range of non-perturbative determinations of the matrix elements of the four-quark operators alongside the corresponding predictions for the mass difference.

HPQCD presented in 2014 preliminary results for  $N_f = 2+1$  [182] – for our numerical estimate in Table H.3 we extracted the numbers from Figure 3 in those proceedings. When finalised, this new calculation will supersede the 2006 [358] and 2009 [465] values. The ETMC  $N_f = 2$  number stems from 2013 [181], it is obtained with only two active flavours in the lattice simulation. The Fermilab/MILC  $N_f = 2+1$  number is from 2016 [217] and it supersedes the 2011 value [180]. This value currently dominates the FLAG average. The numerical effect of these new inputs on mixing observables was partially studied in Chapter 3. The previous FLAG average from 2013 [220] was considerably lower. There is also a large  $N_f = 2+1$  value from

RBC-UKQCD presented at LATTICE 2015 (update of [466]). However, this number is obtained in the static limit and currently missing  $1/m_b$  corrections are expected to be very sizeable.<sup>1</sup> The HQET sum rules estimate for the bag parameter from Chapter 6 can also be combined with the decay constant from lattice.

It would be very desirable to see a convergence of these determinations, and in particular an independent confirmation of the Fermilab/MILC result which currently dominates the FLAG average.

## H.4 CKM-dependence

The second most important input parameter for the prediction of  $\Delta M_s$  is the CKM parameter  $V_{cb}$ . There is a long-standing discrepancy between the inclusive determination and values obtained from studying exclusive  $B$  decays, see [467]. Recent studies have found that a problem with the use of a certain form factor parameterisation in the experimental analysis might be the cause of the low exclusive value. The form factor models are denoted by CLN [468] and BGL [469]. Traditionally experiments had used CLN, but it appears that this might underestimate some uncertainties. Using the BGL parameterisation instead one finds (see [470–473]) values that lie considerably closer to the inclusive one. Currently, there are various determinations of  $V_{cb}$  available:

$$\begin{aligned} V_{cb}^{\text{Inclusive}} &= 0.04219 \pm 0.00078 \text{ [142]} \\ V_{cb}^{B \rightarrow D} &= 0.03918 \pm 0.00094 \pm 0.00031 \text{ [142]} \\ V_{cb}^{B \rightarrow D^*, \text{CLN}} &= 0.03871 \pm 0.00047 \pm 0.00059 \text{ [142]} \\ V_{cb}^{B \rightarrow D^*, \text{BGL}} &= 0.0419_{-0.0019}^{+0.0020} \text{ [470]}. \end{aligned}$$

In Figure H.1 we plot the dependence of the SM prediction of  $\Delta M_s$  on  $V_{cb}$ , and show the regions predicted by the above inclusive and exclusive determinations. We use the CKMfitter result for  $V_{cb}$  (see Table H.1) for our new SM prediction of  $\Delta M_s$  (see Equation 7.2.3 and the (upper) horizontal dashed line denoted with “SM”), and the corresponding error band is shown in orange. The predictions obtained by using the inclusive value of  $V_{cb}$  only are given by the blue region. For completeness we also show the regions obtained by using the various exclusive extractions of  $V_{cb}$ . The disfavoured CLN values result in much lower values for the mass difference (hatched areas), while the BGL value agrees well with the inclusive region, albeit with a higher uncertainty. The experimental value of  $\Delta M_s$  is shown by the (lower)

<sup>1</sup>Private communication with Tomomi Ishikawa.

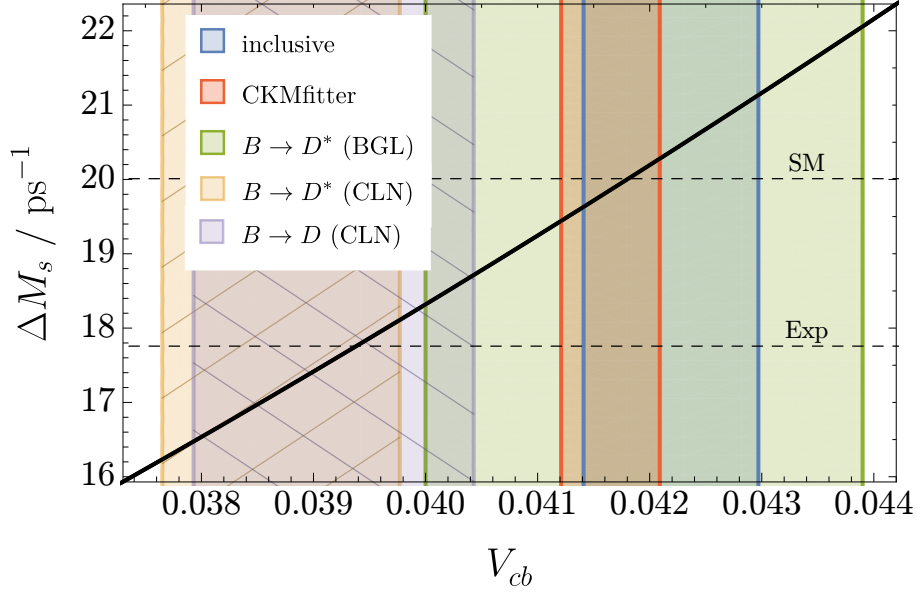


Figure H.1: Dependence of the SM prediction of  $\Delta M_s$  on the value of  $V_{cb}$ .

horizontal dashed line denoted with “Exp”.

The preference for the inclusive determination agrees with the value obtained from the CKM fit (which we use in our SM estimate), as well as with the fit value that is found if the direct measurements of  $V_{cb}$  are not included in the fit [29]:

$$V_{cb}^{\text{CKMfitter (no direct)}} = 0.04235^{+0.00074}_{-0.00069}. \quad (\text{H.4.1})$$

We also note that the CKMfitter determinations take into account loop-mediated processes, where potentially NP could be present and affect the determination. Taking only tree-level inputs, they find:<sup>1</sup>

$$|V_{us}| = 0.22520^{+0.00012}_{-0.00038}, \quad (\text{H.4.2})$$

$$|V_{cb}| = 0.04175^{+0.00033}_{-0.00172}, \quad (\text{H.4.3})$$

$$|V_{ub}/V_{cb}| = 0.092^{+0.004}_{-0.005}, \quad (\text{H.4.4})$$

$$\gamma_{\text{CKM}} = 1.223^{+0.017}_{-0.030}, \quad (\text{H.4.5})$$

and using these inputs we find

$$\Delta M_s^{\text{SM,2017 (tree)}} = (19.9 \pm 1.5) \text{ ps}^{-1}, \quad (\text{H.4.6})$$

which shows an overall consistency with the prediction in Equation 7.2.3.

<sup>1</sup>Private communication with Sébastien Descotes-Genon.



# Bibliography

- [1] T. Jubb, M. Kirk, A. Lenz and G. Tetlalmatzi-Xolocotzi, *On the ultimate precision of meson mixing observables*, *Nucl. Phys.* **B915** (2017) 431–453, [1603.07770].
- [2] T. Jubb, M. Kirk and A. Lenz, *Charming Dark Matter*, *JHEP* **12** (2017) 010, [1709.01930].
- [3] S. Jäger, K. Leslie, M. Kirk and A. Lenz, *Charming new physics in rare B-decays and mixing?*, *Phys. Rev.* **D97** (2018) 015021, [1701.09183].
- [4] M. Kirk, A. Lenz and T. Rauh, *Dimension-six matrix elements for meson mixing and lifetimes from sum rules*, *JHEP* **12** (2017) 068, [1711.02100].
- [5] L. Di Luzio, M. Kirk and A. Lenz, *One constraint to kill them all?*, *Phys. Rev.* **D97** (2018) 095035, [1712.06572].
- [6] P. A. M. Dirac, *The quantum theory of the electron*, *Proc. Roy. Soc. Lond.* **A117** (1928) 610–624.
- [7] S. Tomonaga, *On a relativistically invariant formulation of the quantum theory of wave fields*, *Prog. Theor. Phys.* **1** (1946) 27–42.
- [8] J. S. Schwinger, *On Quantum electrodynamics and the magnetic moment of the electron*, *Phys. Rev.* **73** (1948) 416–417.
- [9] J. S. Schwinger, *Quantum electrodynamics. I A covariant formulation*, *Phys. Rev.* **74** (1948) 1439.
- [10] R. P. Feynman, *Space - Time Approach to Quantum Electrodynamics*, *Phys. Rev.* **76** (1949) 769–789.
- [11] R. P. Feynman, *The Theory of positrons*, *Phys. Rev.* **76** (1949) 749–759.
- [12] R. P. Feynman, *Mathematical formulation of the quantum theory of electromagnetic interaction*, *Phys. Rev.* **80** (1950) 440–457.
- [13] F. Englert and R. Brout, *Broken Symmetry and the Mass of Gauge Vector Mesons*, *Phys. Rev. Lett.* **13** (1964) 321–323.
- [14] P. W. Higgs, *Broken Symmetries and the Masses of Gauge Bosons*, *Phys. Rev. Lett.* **13** (1964) 508–509.

- [15] G. S. Guralnik, C. R. Hagen and T. W. B. Kibble, *Global Conservation Laws and Massless Particles*, *Phys. Rev. Lett.* **13** (1964) 585–587.
- [16] S. L. Glashow, *Partial Symmetries of Weak Interactions*, *Nucl. Phys.* **22** (1961) 579–588.
- [17] S. Weinberg, *A Model of Leptons*, *Phys. Rev. Lett.* **19** (1967) 1264–1266.
- [18] A. Salam, *Weak and Electromagnetic Interactions*, *Conf. Proc.* **C680519** (1968) 367–377.
- [19] H. Fritzsch, M. Gell-Mann and H. Leutwyler, *Advantages of the Color Octet Gluon Picture*, *Phys. Lett.* **47B** (1973) 365–368.
- [20] D. J. Gross and F. Wilczek, *Ultraviolet Behavior of Nonabelian Gauge Theories*, *Phys. Rev. Lett.* **30** (1973) 1343–1346.
- [21] H. D. Politzer, *Reliable Perturbative Results for Strong Interactions?*, *Phys. Rev. Lett.* **30** (1973) 1346–1349.
- [22] H. Fritzsch, *The Physics of flavor is the flavor of physics*, in *Flavor physics. Proceedings, International Conference, ICFP 2001, Zhang-Jia-Jie, China, May 31-June 6, 2001*, pp. 453–462, 2001, [hep-ph/0111051](https://arxiv.org/abs/hep-ph/0111051), DOI.
- [23] H. Fritzsch, *The Physics of flavor: Challenge for the future*, *J. Korean Phys. Soc.* **45** (2004) S297–S300, [[hep-ph/0407069](https://arxiv.org/abs/hep-ph/0407069)].
- [24] H. Yukawa, *On the Interaction of Elementary Particles I*, *Proc. Phys. Math. Soc. Jap.* **17** (1935) 48–57.
- [25] A. J. Buras, P. Gambino, M. Gorbahn, S. Jäger and L. Silvestrini, *Universal unitarity triangle and physics beyond the standard model*, *Phys. Lett.* **B500** (2001) 161–167, [[hep-ph/0007085](https://arxiv.org/abs/hep-ph/0007085)].
- [26] G. D’Ambrosio, G. F. Giudice, G. Isidori and A. Strumia, *Minimal flavor violation: An Effective field theory approach*, *Nucl. Phys.* **B645** (2002) 155–187, [[hep-ph/0207036](https://arxiv.org/abs/hep-ph/0207036)].
- [27] N. Cabibbo, *Unitary Symmetry and Leptonic Decays*, *Phys. Rev. Lett.* **10** (1963) 531–533.
- [28] M. Kobayashi and T. Maskawa, *CP Violation in the Renormalizable Theory of Weak Interaction*, *Prog. Theor. Phys.* **49** (1973) 652–657.
- [29] CKMFITTER collaboration, “ICHEP 2016 results.”  
[http://ckmfitter.in2p3.fr/www/results/plots\\_ichep16/num/ckmEval\\_results\\_ichep16.html](http://ckmfitter.in2p3.fr/www/results/plots_ichep16/num/ckmEval_results_ichep16.html).
- [30] CKMFITTER collaboration, J. Charles, A. Hocker, H. Lacker, S. Laplace, F. R. Le Diberder, J. Malcles et al., *CP violation and the CKM matrix: Assessing the impact of the asymmetric B factories*, *Eur. Phys. J.* **C41** (2005) 1–131, [[hep-ph/0406184](https://arxiv.org/abs/hep-ph/0406184)].



- [31] CKMFITTER collaboration. <http://ckmfitter.in2p3.fr/>.
- [32] UTFIT collaboration, M. Bona et al., *The Unitarity Triangle Fit in the Standard Model and Hadronic Parameters from Lattice QCD: A Reappraisal after the Measurements of  $\Delta m_s$  and  $BR(B \rightarrow \tau\nu_\tau)$* , *JHEP* **10** (2006) 081, [[hep-ph/0606167](http://arxiv.org/abs/hep-ph/0606167)].
- [33] UTFIT collaboration. <http://www.utfit.org/UTfit/WebHome>.
- [34] L.-L. Chau and W.-Y. Keung, *Comments on the Parametrization of the Kobayashi-Maskawa Matrix*, *Phys. Rev. Lett.* **53** (1984) 1802.
- [35] L. Wolfenstein, *Parametrization of the Kobayashi-Maskawa Matrix*, *Phys. Rev. Lett.* **51** (1983) 1945.
- [36] S. L. Glashow, J. Iliopoulos and L. Maiani, *Weak Interactions with Lepton-Hadron Symmetry*, *Phys. Rev.* **D2** (1970) 1285–1292.
- [37] G. Luders, *On the Equivalence of Invariance under Time Reversal and under Particle-Antiparticle Conjugation for Relativistic Field Theories*, *Kong. Dan. Vid. Sel. Mat. Fys. Med.* **28N5** (1954) 1–17.
- [38] W. Pauli in *Niels Bohr and the Development of Physics: Essays Dedicated to Niels Bohr on the Occasion of His Seventieth Birthday* (W. Pauli, ed.). McGraw-Hill, 1955.
- [39] J. S. Bell, Ph.D. thesis, University of Birmingham, 1954.
- [40] T. D. Lee and C.-N. Yang, *Question of Parity Conservation in Weak Interactions*, *Phys. Rev.* **104** (1956) 254–258.
- [41] C. S. Wu, E. Ambler, R. W. Hayward, D. D. Hoppes and R. P. Hudson, *Experimental Test of Parity Conservation in Beta Decay*, *Phys. Rev.* **105** (1957) 1413–1414.
- [42] J. H. Christenson, J. W. Cronin, V. L. Fitch and R. Turlay, *Evidence for the  $2\pi$  Decay of the  $K_2^0$  Meson*, *Phys. Rev. Lett.* **13** (1964) 138–140.
- [43] C. Jarlskog, *Commutator of the Quark Mass Matrices in the Standard Electroweak Model and a Measure of Maximal CP Violation*, *Phys. Rev. Lett.* **55** (1985) 1039.
- [44] C. Jarlskog, *A Basis Independent Formulation of the Connection Between Quark Mass Matrices, CP Violation and Experiment*, *Z. Phys.* **C29** (1985) 491–497.
- [45] ATLAS collaboration, “Summary plots from the ATLAS Standard Model physics group.” <https://atlas.web.cern.ch/Atlas/GROUPS/PHYSICS/CombinedSummaryPlots/SM/>.
- [46] CMS collaboration, “Summaries of CMS cross section measurements.” <https://twiki.cern.ch/twiki/bin/view/CMSPublic/PhysicsResultsCombined>.

- [47] F. Zwicky, *Die Rotverschiebung von extragalaktischen Nebeln*, *Helv. Phys. Acta* **6** (1933) 110–127.
- [48] F. Zwicky, *On the Masses of Nebulae and of Clusters of Nebulae*, *Astrophys. J.* **86** (1937) 217–246.
- [49] V. C. Rubin and W. K. Ford, Jr., *Rotation of the Andromeda Nebula from a Spectroscopic Survey of Emission Regions*, *Astrophys. J.* **159** (1970) 379–403.
- [50] K. G. Begeman, A. H. Broeils and R. H. Sanders, *Extended rotation curves of spiral galaxies: dark haloes and modified dynamics*, *Mon. Not. Roy. Astron. Soc.* **249** (1991) 523.
- [51] D. S. Davis and R. E. White, III, *Rosat temperatures and abundances for a complete sample of elliptical galaxies*, *Astrophys. J.* **470** (1996) L35, [astro-ph/9607052].
- [52] S. W. Allen, D. A. Rapetti, R. W. Schmidt, H. Ebeling, G. Morris and A. C. Fabian, *Improved constraints on dark energy from Chandra X-ray observations of the largest relaxed galaxy clusters*, *Mon. Not. Roy. Astron. Soc.* **383** (2008) 879–896, [0706.0033].
- [53] PLANCK collaboration, P. A. R. Ade et al., *Planck 2015 results. XIII. Cosmological parameters*, *Astron. Astrophys.* **594** (2016) A13, [1502.01589].
- [54] R. Massey, T. Kitching and J. Richard, *The dark matter of gravitational lensing*, *Rept. Prog. Phys.* **73** (2010) 086901, [1001.1739].
- [55] G. Bertone and D. Hooper, *A History of Dark Matter*, *Submitted to: Rev. Mod. Phys.* (2016) , [1605.04909].
- [56] PARTICLE DATA GROUP collaboration, “Big-Bang Nucleosynthesis.” <http://pdg.lbl.gov/2017/reviews/rpp2017-rev-bbang-nucleosynthesis.pdf>.
- [57] R. H. Cyburt, B. D. Fields, K. A. Olive and T.-H. Yeh, *Big Bang Nucleosynthesis: 2015*, *Rev. Mod. Phys.* **88** (2016) 015004, [1505.01076].
- [58] PARTICLE DATA GROUP collaboration, “Inflation.” <http://pdg.lbl.gov/2018/reviews/rpp2018-rev-inflation.pdf>.
- [59] A. D. Sakharov, *Violation of CP Invariance, C asymmetry, and baryon asymmetry of the universe*, *Pisma Zh. Eksp. Teor. Fiz.* **5** (1967) 32–35.
- [60] F. R. Klinkhamer and N. S. Manton, *A Saddle Point Solution in the Weinberg-Salam Theory*, *Phys. Rev.* **D30** (1984) 2212.
- [61] K. Kajantie, M. Laine, K. Rummukainen and M. E. Shaposhnikov, *Is there a hot electroweak phase transition at  $m(H)$  larger or equal to  $m(W)$ ?*, *Phys. Rev. Lett.* **77** (1996) 2887–2890, [hep-ph/9605288].
- [62] R. Davis, Jr., D. S. Harmer and K. C. Hoffman, *Search for neutrinos from the sun*, *Phys. Rev. Lett.* **20** (1968) 1205–1209.

- [63] SUPER-KAMIOKANDE collaboration, Y. Fukuda et al., *Evidence for oscillation of atmospheric neutrinos*, *Phys. Rev. Lett.* **81** (1998) 1562–1567, [hep-ex/9807003].
- [64] DOUBLE CHOOZ collaboration, Y. Abe et al., *Indication of Reactor  $\bar{\nu}_e$  Disappearance in the Double Chooz Experiment*, *Phys. Rev. Lett.* **108** (2012) 131801, [1112.6353].
- [65] OPERA collaboration, N. Agafonova et al., *Observation of a first  $\nu_\tau$  candidate in the OPERA experiment in the CNGS beam*, *Phys. Lett.* **B691** (2010) 138–145, [1006.1623].
- [66] LHCb collaboration, R. Aaij et al., *Measurement of Form-Factor-Independent Observables in the Decay  $B^0 \rightarrow K^{*0} \mu^+ \mu^-$* , *Phys. Rev. Lett.* **111** (2013) 191801, [1308.1707].
- [67] S. Descotes-Genon, J. Matias, M. Ramon and J. Virto, *Implications from clean observables for the binned analysis of  $B \rightarrow K * \mu^+ \mu^-$  at large recoil*, *JHEP* **01** (2013) 048, [1207.2753].
- [68] J. Matias, F. Mescia, M. Ramon and J. Virto, *Complete Anatomy of  $\bar{B}_d \rightarrow \bar{K}^{*0} (\rightarrow K\pi) l^+ l^-$  and its angular distribution*, *JHEP* **04** (2012) 104, [1202.4266].
- [69] LHCb collaboration, R. Aaij et al., *Angular analysis and differential branching fraction of the decay  $B_s^0 \rightarrow \phi \mu^+ \mu^-$* , *JHEP* **09** (2015) 179, [1506.08777].
- [70] LHCb collaboration, R. Aaij et al., *Angular analysis of the  $B^0 \rightarrow K^{*0} \mu^+ \mu^-$  decay using  $3 \text{ fb}^{-1}$  of integrated luminosity*, *JHEP* **02** (2016) 104, [1512.04442].
- [71] CMS collaboration, V. Khachatryan et al., *Angular analysis of the decay  $B^0 \rightarrow K^{*0} \mu^+ \mu^-$  from  $pp$  collisions at  $\sqrt{s} = 8 \text{ TeV}$* , *Phys. Lett.* **B753** (2016) 424–448, [1507.08126].
- [72] CMS collaboration, A. M. Sirunyan et al., *Measurement of angular parameters from the decay  $B^0 \rightarrow K^{*0} \mu^+ \mu^-$  in proton-proton collisions at  $\sqrt{s} = 8 \text{ TeV}$* , *Phys. Lett.* **B781** (2018) 517–541, [1710.02846].
- [73] ATLAS collaboration, M. Aaboud et al., *Angular analysis of  $B_d^0 \rightarrow K^* \mu^+ \mu^-$  decays in  $pp$  collisions at  $\sqrt{s} = 8 \text{ TeV}$  with the ATLAS detector*, 1805.04000.
- [74] BABAR collaboration, J. P. Lees et al., *Measurement of angular asymmetries in the decays  $B \rightarrow K^* \ell^+ \ell^-$* , *Phys. Rev.* **D93** (2016) 052015, [1508.07960].
- [75] BELLE collaboration, A. Abdesselam et al., *Angular analysis of  $B^0 \rightarrow K^*(892)^0 \ell^+ \ell^-$* , in *Proceedings, LHCSki 2016 - A First Discussion of 13 TeV Results: Obergurgl, Austria, April 10-15, 2016*, 2016, 1604.04042, <https://inspirehep.net/record/1446979/files/arXiv:1604.04042.pdf>.
- [76] BELLE collaboration, S. Wehle et al., *Lepton-Flavor-Dependent Angular Analysis of  $B \rightarrow K^* \ell^+ \ell^-$* , *Phys. Rev. Lett.* **118** (2017) 111801, [1612.05014].

- [77] S. Jäger and J. Martin Camalich, *On  $B \rightarrow V\ell\ell$  at small dilepton invariant mass, power corrections, and new physics*, *JHEP* **05** (2013) 043, [1212.2263].
- [78] S. Jäger and J. Martin Camalich, *Reassessing the discovery potential of the  $B \rightarrow K^*\ell^+\ell^-$  decays in the large-recoil region: SM challenges and BSM opportunities*, *Phys. Rev.* **D93** (2016) 014028, [1412.3183].
- [79] S. Descotes-Genon, L. Hofer, J. Matias and J. Virto, *On the impact of power corrections in the prediction of  $B \rightarrow K^*\mu^+\mu^-$  observables*, *JHEP* **12** (2014) 125, [1407.8526].
- [80] M. Ciuchini, M. Fedele, E. Franco, S. Mishima, A. Paul, L. Silvestrini et al.,  *$B \rightarrow K^*\ell^+\ell^-$  decays at large recoil in the Standard Model: a theoretical reappraisal*, *JHEP* **06** (2016) 116, [1512.07157].
- [81] V. G. Chobanova, T. Hurth, F. Mahmoudi, D. Martinez Santos and S. Neshatpour, *Large hadronic power corrections or new physics in the rare decay  $B \rightarrow K^*\mu^+\mu^-$ ?*, *JHEP* **07** (2017) 025, [1702.02234].
- [82] B. Capdevila, S. Descotes-Genon, L. Hofer and J. Matias, *Hadronic uncertainties in  $B \rightarrow K^*\mu^+\mu^-$ : a state-of-the-art analysis*, *JHEP* **04** (2017) 016, [1701.08672].
- [83] C. Bobeth, M. Chrzaszcz, D. van Dyk and J. Virto, *Long-distance effects in  $B \rightarrow K^*\ell\ell$  from Analyticity*, *Eur. Phys. J.* **C78** (2018) 6, [1707.07305].
- [84] LHCb collaboration, R. Aaij et al., *Test of lepton universality using  $B^+ \rightarrow K^+\ell^+\ell^-$  decays*, *Phys. Rev. Lett.* **113** (2014) 151601, [1406.6482].
- [85] LHCb collaboration, R. Aaij et al., *Test of lepton universality with  $B^0 \rightarrow K^{*0}\ell^+\ell^-$  decays*, *JHEP* **08** (2017) 055, [1705.05802].
- [86] BELLE collaboration, J. T. Wei et al., *Measurement of the Differential Branching Fraction and Forward-Backward Asymmetry for  $B \rightarrow K^{(*)}\ell^+\ell^-$* , *Phys. Rev. Lett.* **103** (2009) 171801, [0904.0770].
- [87] G. Hiller and F. Kruger, *More model-independent analysis of  $b \rightarrow s$  processes*, *Phys. Rev.* **D69** (2004) 074020, [hep-ph/0310219].
- [88] M. Bordone, G. Isidori and A. Pattori, *On the Standard Model predictions for  $R_K$  and  $R_{K^*}$* , *Eur. Phys. J.* **C76** (2016) 440, [1605.07633].
- [89] S. Descotes-Genon, J. Matias and J. Virto, *Understanding the  $B \rightarrow K^*\mu^+\mu^-$  Anomaly*, *Phys. Rev.* **D88** (2013) 074002, [1307.5683].
- [90] F. Beaujean, C. Bobeth and D. van Dyk, *Comprehensive Bayesian analysis of rare (semi)leptonic and radiative  $B$  decays*, *Eur. Phys. J.* **C74** (2014) 2897, [1310.2478].
- [91] W. Altmannshofer and D. M. Straub, *New physics in  $b \rightarrow s$  transitions after LHC run 1*, *Eur. Phys. J.* **C75** (2015) 382, [1411.3161].

- [92] S. Descotes-Genon, L. Hofer, J. Matias and J. Virto, *Global analysis of  $b \rightarrow s\ell\ell$  anomalies*, *JHEP* **06** (2016) 092, [1510.04239].
- [93] T. Hurth, F. Mahmoudi and S. Neshatpour, *On the anomalies in the latest LHCb data*, *Nucl. Phys.* **B909** (2016) 737–777, [1603.00865].
- [94] W. Altmannshofer, C. Niehoff, P. Stangl and D. M. Straub, *Status of the  $B \rightarrow K^*\mu^+\mu^-$  anomaly after Moriond 2017*, *Eur. Phys. J.* **C77** (2017) 377, [1703.09189].
- [95] M. Ciuchini, A. M. Coutinho, M. Fedele, E. Franco, A. Paul, L. Silvestrini et al., *On Flavourful Easter eggs for New Physics hunger and Lepton Flavour Universality violation*, *Eur. Phys. J.* **C77** (2017) 688, [1704.05447].
- [96] L.-S. Geng, B. Grinstein, S. Jäger, J. Martin Camalich, X.-L. Ren and R.-X. Shi, *Towards the discovery of new physics with lepton-universality ratios of  $b \rightarrow s\ell\ell$  decays*, *Phys. Rev.* **D96** (2017) 093006, [1704.05446].
- [97] B. Capdevila, A. Crivellin, S. Descotes-Genon, J. Matias and J. Virto, *Patterns of New Physics in  $b \rightarrow s\ell^+\ell^-$  transitions in the light of recent data*, *JHEP* **01** (2018) 093, [1704.05340].
- [98] W. Altmannshofer, P. Stangl and D. M. Straub, *Interpreting Hints for Lepton Flavor Universality Violation*, *Phys. Rev.* **D96** (2017) 055008, [1704.05435].
- [99] G. D’Amico, M. Nardecchia, P. Panci, F. Sannino, A. Strumia, R. Torre et al., *Flavour anomalies after the  $R_{K^*}$  measurement*, *JHEP* **09** (2017) 010, [1704.05438].
- [100] A. K. Alok, B. Bhattacharya, A. Datta, D. Kumar, J. Kumar and D. London, *New Physics in  $b \rightarrow s\mu^+\mu^-$  after the Measurement of  $R_{K^*}$* , *Phys. Rev.* **D96** (2017) 095009, [1704.07397].
- [101] A. J. Buras and J. Girrbach, *Left-handed  $Z'$  and  $Z$  FCNC quark couplings facing new  $b \rightarrow s\mu^+\mu^-$  data*, *JHEP* **12** (2013) 009, [1309.2466].
- [102] R. Gauld, F. Goertz and U. Haisch, *An explicit  $Z'$ -boson explanation of the  $B \rightarrow K^*\mu^+\mu^-$  anomaly*, *JHEP* **01** (2014) 069, [1310.1082].
- [103] A. J. Buras, F. De Fazio and J. Girrbach, *331 models facing new  $b \rightarrow s\mu^+\mu^-$  data*, *JHEP* **02** (2014) 112, [1311.6729].
- [104] W. Altmannshofer, S. Gori, M. Pospelov and I. Yavin, *Quark flavor transitions in  $L_\mu - L_\tau$  models*, *Phys. Rev.* **D89** (2014) 095033, [1403.1269].
- [105] A. Crivellin, G. D’Ambrosio and J. Heeck, *Explaining  $h \rightarrow \mu^\pm\tau^\mp$ ,  $B \rightarrow K^*\mu^+\mu^-$  and  $B \rightarrow K\mu^+\mu^-/B \rightarrow Ke^+e^-$  in a two-Higgs-doublet model with gauged  $L_\mu - L_\tau$* , *Phys. Rev. Lett.* **114** (2015) 151801, [1501.00993].
- [106] A. Crivellin, G. D’Ambrosio and J. Heeck, *Addressing the LHC flavor anomalies with horizontal gauge symmetries*, *Phys. Rev.* **D91** (2015) 075006, [1503.03477].

- [107] A. Celis, J. Fuentes-Martin, M. Jung and H. Serôdio, *Family nonuniversal  $Z'$  models with protected flavor-changing interactions*, *Phys. Rev.* **D92** (2015) 015007, [1505.03079].
- [108] G. Belanger, C. Delaunay and S. Westhoff, *A Dark Matter Relic From Muon Anomalies*, *Phys. Rev.* **D92** (2015) 055021, [1507.06660].
- [109] A. Falkowski, M. Nardecchia and R. Ziegler, *Lepton Flavor Non-Universality in B-meson Decays from a  $U(2)$  Flavor Model*, *JHEP* **11** (2015) 173, [1509.01249].
- [110] A. Carmona and F. Goertz, *Lepton Flavor and Nonuniversality from Minimal Composite Higgs Setups*, *Phys. Rev. Lett.* **116** (2016) 251801, [1510.07658].
- [111] B. Allanach, F. S. Queiroz, A. Strumia and S. Sun,  *$Z'$  models for the  $LHCb$  and  $g - 2$  muon anomalies*, *Phys. Rev.* **D93** (2016) 055045, [1511.07447].
- [112] C.-W. Chiang, X.-G. He and G. Valencia,  *$Z'$  model for  $b \rightarrow s \bar{\nu} \nu$  flavor anomalies*, *Phys. Rev.* **D93** (2016) 074003, [1601.07328].
- [113] S. M. Boucenna, A. Celis, J. Fuentes-Martin, A. Vicente and J. Virto, *Non-abelian gauge extensions for B-decay anomalies*, *Phys. Lett.* **B760** (2016) 214–219, [1604.03088].
- [114] E. Megias, G. Panico, O. Pujolas and M. Quiros, *A Natural origin for the  $LHCb$  anomalies*, *JHEP* **09** (2016) 118, [1608.02362].
- [115] S. M. Boucenna, A. Celis, J. Fuentes-Martin, A. Vicente and J. Virto, *Phenomenology of an  $SU(2) \times SU(2) \times U(1)$  model with lepton-flavour non-universality*, *JHEP* **12** (2016) 059, [1608.01349].
- [116] W. Altmannshofer, S. Gori, S. Profumo and F. S. Queiroz, *Explaining dark matter and B decay anomalies with an  $L_\mu - L_\tau$  model*, *JHEP* **12** (2016) 106, [1609.04026].
- [117] A. Crivellin, J. Fuentes-Martin, A. Greljo and G. Isidori, *Lepton Flavor Non-Universality in B decays from Dynamical Yukawas*, *Phys. Lett.* **B766** (2017) 77–85, [1611.02703].
- [118] I. Garcia Garcia,  *$LHCb$  anomalies from a natural perspective*, *JHEP* **03** (2017) 040, [1611.03507].
- [119] D. Bhatia, S. Chakraborty and A. Dighe, *Neutrino mixing and  $R_K$  anomaly in  $U(1)_X$  models: a bottom-up approach*, *JHEP* **03** (2017) 117, [1701.05825].
- [120] J. M. Cline, J. M. Cornell, D. London and R. Watanabe, *Hidden sector explanation of B-decay and cosmic ray anomalies*, *Phys. Rev.* **D95** (2017) 095015, [1702.00395].
- [121] S. Baek, *Dark matter contribution to  $b \rightarrow s \mu^+ \mu^-$  anomaly in local  $U(1)_{L_\mu - L_\tau}$  model*, *Phys. Lett.* **B781** (2018) 376–382, [1707.04573].

- [122] J. M. Cline and J. Martin Camalich, *B decay anomalies from nonabelian local horizontal symmetry*, *Phys. Rev.* **D96** (2017) 055036, [1706.08510].
- [123] S. Di Chiara, A. Fowlie, S. Fraser, C. Marzo, L. Marzola, M. Raidal et al., *Minimal flavor-changing  $Z'$  models and muon  $g - 2$  after the  $R_{K^*}$  measurement*, *Nucl. Phys.* **B923** (2017) 245–257, [1704.06200].
- [124] J. F. Kamenik, Y. Soreq and J. Zupan, *Lepton flavor universality violation without new sources of quark flavor violation*, *Phys. Rev.* **D97** (2018) 035002, [1704.06005].
- [125] P. Ko, Y. Omura, Y. Shigekami and C. Yu, *LHCb anomaly and B physics in flavored  $Z'$  models with flavored Higgs doublets*, *Phys. Rev.* **D95** (2017) 115040, [1702.08666].
- [126] P. Ko, T. Nomura and H. Okada, *Explaining  $B \rightarrow K^{(*)}\ell^+\ell^-$  anomaly by radiatively induced coupling in  $U(1)_{\mu-\tau}$  gauge symmetry*, *Phys. Rev.* **D95** (2017) 111701, [1702.02699].
- [127] R. Alonso, P. Cox, C. Han and T. T. Yanagida, *Anomaly-free local horizontal symmetry and anomaly-full rare B-decays*, *Phys. Rev.* **D96** (2017) 071701, [1704.08158].
- [128] J. Ellis, M. Fairbairn and P. Tunney, *Anomaly-Free Models for Flavour Anomalies*, *Eur. Phys. J.* **C78** (2018) 238, [1705.03447].
- [129] R. Alonso, P. Cox, C. Han and T. T. Yanagida, *Flavoured B – L Local Symmetry and Anomalous Rare B Decays*, *Phys. Lett.* **B774** (2017) 643–648, [1705.03858].
- [130] A. Carmona and F. Goertz, *Recent B Physics Anomalies - a First Hint for Compositeness?*, 1712.02536.
- [131] W. Buchmuller and D. Wyler, *Effective Lagrangian Analysis of New Interactions and Flavor Conservation*, *Nucl. Phys.* **B268** (1986) 621–653.
- [132] B. Grzadkowski, M. Iskrzynski, M. Misiak and J. Rosiek, *Dimension-Six Terms in the Standard Model Lagrangian*, *JHEP* **10** (2010) 085, [1008.4884].
- [133] V. A. Khoze and M. A. Shifman, *HEAVY QUARKS*, *Sov. Phys. Usp.* **26** (1983) 387.
- [134] M. A. Shifman and M. B. Voloshin, *Preasymptotic Effects in Inclusive Weak Decays of Charmed Particles*, *Sov. J. Nucl. Phys.* **41** (1985) 120.
- [135] I. I. Y. Bigi and N. G. Uraltsev, *Gluonic enhancements in non-spectator beauty decays: An Inclusive mirage though an exclusive possibility*, *Phys. Lett.* **B280** (1992) 271–280.
- [136] I. I. Y. Bigi, N. G. Uraltsev and A. I. Vainshtein, *Nonperturbative corrections to inclusive beauty and charm decays: QCD versus phenomenological models*, *Phys. Lett.* **B293** (1992) 430–436, [hep-ph/9207214].

- [137] B. Blok and M. A. Shifman, *The Rule of discarding  $1/N(c)$  in inclusive weak decays. 1.*, *Nucl. Phys.* **B399** (1993) 441–458, [hep-ph/9207236].
- [138] B. Blok and M. A. Shifman, *The Rule of discarding  $1/N(c)$  in inclusive weak decays. 2.*, *Nucl. Phys.* **B399** (1993) 459–476, [hep-ph/9209289].
- [139] J. Chay, H. Georgi and B. Grinstein, *Lepton energy distributions in heavy meson decays from QCD*, *Phys. Lett.* **B247** (1990) 399–405.
- [140] M. E. Luke, *Effects of subleading operators in the heavy quark effective theory*, *Phys. Lett.* **B252** (1990) 447–455.
- [141] A. Lenz, *Lifetimes and heavy quark expansion*, *Int. J. Mod. Phys.* **A30** (2015) 1543005, [1405.3601].
- [142] HFLAV collaboration, Y. Amhis et al., *Averages of  $b$ -hadron,  $c$ -hadron, and  $\tau$ -lepton properties as of summer 2016*, *Eur. Phys. J.* **C77** (2017) 895, [1612.07233].
- [143] HFLAV collaboration. <https://hflav.web.cern.ch>.
- [144] HFLAV collaboration, “B Lifetime and Oscillation Parameters, PDG 2018.” [http://www.slac.stanford.edu/xorg/hflav/osc/PDG\\_2018/](http://www.slac.stanford.edu/xorg/hflav/osc/PDG_2018/).
- [145] E. Eichten and F. Feinberg, *Spin Dependent Forces in QCD*, *Phys. Rev.* **D23** (1981) 2724.
- [146] W. E. Caswell and G. P. Lepage, *Effective Lagrangians for Bound State Problems in QED, QCD, and Other Field Theories*, *Phys. Lett.* **167B** (1986) 437–442.
- [147] H. D. Politzer and M. B. Wise, *Leading Logarithms of Heavy Quark Masses in Processes with Light and Heavy Quarks*, *Phys. Lett.* **B206** (1988) 681–684.
- [148] H. D. Politzer and M. B. Wise, *Effective Field Theory Approach to Processes Involving Both Light and Heavy Fields*, *Phys. Lett.* **B208** (1988) 504–507.
- [149] E. Eichten and B. R. Hill, *An Effective Field Theory for the Calculation of Matrix Elements Involving Heavy Quarks*, *Phys. Lett.* **B234** (1990) 511–516.
- [150] E. Eichten and B. R. Hill, *STATIC EFFECTIVE FIELD THEORY:  $1/m$  CORRECTIONS*, *Phys. Lett.* **B243** (1990) 427–431.
- [151] B. Grinstein, *The Static Quark Effective Theory*, *Nucl. Phys.* **B339** (1990) 253–268.
- [152] H. Georgi, *An Effective Field Theory for Heavy Quarks at Low-energies*, *Phys. Lett.* **B240** (1990) 447–450.
- [153] A. F. Falk, H. Georgi, B. Grinstein and M. B. Wise, *Heavy Meson Form-factors From QCD*, *Nucl. Phys.* **B343** (1990) 1–13.
- [154] A. F. Falk, B. Grinstein and M. E. Luke, *Leading mass corrections to the heavy quark effective theory*, *Nucl. Phys.* **B357** (1991) 185–207.



- [155] H. Georgi, *Heavy quark effective field theory*, in *Theoretical Advanced Study Institute in Elementary Particle Physics (TASI 91): Perspectives in the Standard Model Boulder, Colorado, June 2-28, 1991*, pp. 0589–630, 1991, <http://www.people.fas.harvard.edu/~hgeorgi/tasi.pdf>.
- [156] M. Neubert, *Heavy quark symmetry*, *Phys. Rept.* **245** (1994) 259–396, [[hep-ph/9306320](http://arxiv.org/abs/hep-ph/9306320)].
- [157] A. J. Buras, *Weak Hamiltonian, CP violation and rare decays*, in *Probing the standard model of particle interactions. Proceedings, Summer School in Theoretical Physics, NATO Advanced Study Institute, 68th session, Les Houches, France, July 28-September 5, 1997. Pt. 1, 2*, pp. 281–539, 1998, [[hep-ph/9806471](http://arxiv.org/abs/hep-ph/9806471)].
- [158] O. Nachtmann, *Elementary Particle Physics: Concepts and Phenomena*. 1990.
- [159] M. Bóna, *Analysis of two-body charmless decays for branching ratio and CP-violating asymmetry measurements with the BaBar experiment*, Ph.D. thesis, Università di Torino, 2001. <http://inspirehep.net/record/923685/files/cer-002642923.pdf>.
- [160] F. Gabbiani, E. Gabrielli, A. Masiero and L. Silvestrini, *A Complete analysis of FCNC and CP constraints in general SUSY extensions of the standard model*, *Nucl. Phys.* **B477** (1996) 321–352, [[hep-ph/9604387](http://arxiv.org/abs/hep-ph/9604387)].
- [161] S. Aoki et al., *Review of lattice results concerning low-energy particle physics*, *Eur. Phys. J.* **C77** (2017) 112, [[1607.00299](http://arxiv.org/abs/1607.00299)].
- [162] FLAG collaboration. <http://flag.unibe.ch/MainPage>.
- [163] M. Srednicki, *Quantum field theory. Part 2. Spin one half*, [hep-th/0409036](http://arxiv.org/abs/hep-th/0409036).
- [164] T. Inami and C. S. Lim, *Effects of Superheavy Quarks and Leptons in Low-Energy Weak Processes  $K_L \rightarrow \mu\bar{\mu}$ ,  $K^+ \rightarrow \pi^+\nu\bar{\nu}$  and  $K^0 \longleftrightarrow \bar{K}^0$* , *Prog. Theor. Phys.* **65** (1981) 297.
- [165] M. Artuso, G. Borissov and A. Lenz, *CP violation in the  $B_s^0$  system*, *Rev. Mod. Phys.* **88** (2016) 045002, [[1511.09466](http://arxiv.org/abs/1511.09466)].
- [166] A. J. Buras, M. Jamin and P. H. Weisz, *Leading and Next-to-leading QCD Corrections to  $\epsilon$  Parameter and  $B^0 - \bar{B}^0$  Mixing in the Presence of a Heavy Top Quark*, *Nucl. Phys.* **B347** (1990) 491–536.
- [167] J. R. Ellis, M. K. Gaillard, D. V. Nanopoulos and S. Rudaz, *The Phenomenology of the Next Left-Handed Quarks*, *Nucl. Phys.* **B131** (1977) 285.
- [168] J. S. Hagelin, *Mass Mixing and CP Violation in the  $B^0 - \bar{B}^0$  system*, *Nucl. Phys.* **B193** (1981) 123–149.
- [169] E. Franco, M. Lusignoli and A. Pugliese, *Strong Interaction Corrections to CP Violation in  $B^0$  Anti- $b^0$  Mixing*, *Nucl. Phys.* **B194** (1982) 403.

- [170] L.-L. Chau, *Quark Mixing in Weak Interactions*, *Phys. Rept.* **95** (1983) 1–94.
- [171] A. J. Buras, W. Slominski and H. Steger,  *$B^0$ - $\bar{B}^0$  Mixing, CP Violation and the B-Meson Decay*, *Nucl. Phys.* **B245** (1984) 369–398.
- [172] V. A. Khoze, M. A. Shifman, N. G. Uraltsev and M. B. Voloshin, *On Inclusive Hadronic Widths of Beautiful Particles*, *Sov. J. Nucl. Phys.* **46** (1987) 112.
- [173] M. Beneke, G. Buchalla, C. Greub, A. Lenz and U. Nierste, *Next-to-leading order QCD corrections to the lifetime difference of  $B_s$  mesons*, *Phys. Lett.* **B459** (1999) 631–640, [[hep-ph/9808385](#)].
- [174] M. Ciuchini, E. Franco, V. Lubicz, F. Mescia and C. Tarantino, *Lifetime differences and CP violation parameters of neutral B mesons at the next-to-leading order in QCD*, *JHEP* **08** (2003) 031, [[hep-ph/0308029](#)].
- [175] M. Beneke, G. Buchalla, A. Lenz and U. Nierste, *CP asymmetry in flavor specific B decays beyond leading logarithms*, *Phys. Lett.* **B576** (2003) 173–183, [[hep-ph/0307344](#)].
- [176] M. Beneke, G. Buchalla and I. Dunietz, *Width Difference in the  $B_s - \bar{B}_s$  System*, *Phys. Rev.* **D54** (1996) 4419–4431, [[hep-ph/9605259](#)].
- [177] A. S. Dighe, T. Hurth, C. S. Kim and T. Yoshikawa, *Measurement of the lifetime difference of  $B_d$  mesons: Possible and worthwhile?*, *Nucl. Phys.* **B624** (2002) 377–404, [[hep-ph/0109088](#)].
- [178] A. Badin, F. Gabbiani and A. A. Petrov, *Lifetime difference in  $B_s$  mixing: Standard model and beyond*, *Phys. Lett.* **B653** (2007) 230–240, [[0707.0294](#)].
- [179] D. Becirevic, V. Gimenez, G. Martinelli, M. Papinutto and J. Reyes, *B-parameters of the complete set of matrix elements of  $\Delta B = 2$  operators from the lattice*, *JHEP* **04** (2002) 025, [[hep-lat/0110091](#)].
- [180] C. M. Bouchard, E. D. Freeland, C. Bernard, A. X. El-Khadra, E. Gamiz, A. S. Kronfeld et al., *Neutral B mixing from 2 + 1 flavor lattice-QCD: the Standard Model and beyond*, *PoS LATTICE2011* (2011) 274, [[1112.5642](#)].
- [181] ETM collaboration, N. Carrasco et al., *B-physics from  $N_f = 2$  tmQCD: the Standard Model and beyond*, *JHEP* **03** (2014) 016, [[1308.1851](#)].
- [182] R. J. Dowdall, C. T. H. Davies, R. R. Horgan, G. P. Lepage, C. J. Monahan and J. Shigemitsu, *B-meson mixing from full lattice QCD with physical u, d, s and c quarks*, [1411.6989](#).
- [183] E. C. Poggio, H. R. Quinn and S. Weinberg, *Smearing the Quark Model*, *Phys. Rev.* **D13** (1976) 1958.
- [184] E. D. Bloom and F. J. Gilman, *Scaling, Duality, and the Behavior of Resonances in Inelastic electron-Proton Scattering*, *Phys. Rev. Lett.* **25** (1970) 1140.

- [185] E. D. Bloom and F. J. Gilman, *Scaling and the Behavior of Nucleon Resonances in Inelastic electron-Nucleon Scattering*, *Phys. Rev.* **D4** (1971) 2901.
- [186] M. A. Shifman, *Quark hadron duality*, in *At the frontier of particle physics. Handbook of QCD. Vol. 1-3*, (Singapore), pp. 1447–1494, World Scientific, World Scientific, 2001, [hep-ph/0009131](#), DOI.
- [187] I. I. Y. Bigi and N. Uraltsev, *A Vademecum on quark hadron duality*, *Int. J. Mod. Phys.* **A16** (2001) 5201–5248, [[hep-ph/0106346](#)].
- [188] A. J. Lenz, *A simple relation for  $B_s$  mixing*, *Phys. Rev.* **D84** (2011) 031501, [[1106.3200](#)].
- [189] B. Grinstein, *Global duality in heavy flavor decays in the 't Hooft model*, *Phys. Rev.* **D64** (2001) 094004, [[hep-ph/0106205](#)].
- [190] B. Grinstein, *Non-local duality in  $B$  decays in the  $t'$ Hooft model*, *PoS HEP2001* (2001) 099.
- [191] R. F. Lebed and N. G. Uraltsev, *Precision studies of duality in the 't Hooft model*, *Phys. Rev.* **D62** (2000) 094011, [[hep-ph/0006346](#)].
- [192] I. I. Y. Bigi, M. A. Shifman, N. Uraltsev and A. I. Vainshtein, *Heavy flavor decays, OPE and duality in two-dimensional 't Hooft model*, *Phys. Rev.* **D59** (1999) 054011, [[hep-ph/9805241](#)].
- [193] M. A. Shifman and M. B. Voloshin, *Hierarchy of Lifetimes of Charmed and Beautiful Hadrons*, *Sov. Phys. JETP* **64** (1986) 698.
- [194] G. Altarelli, G. Martinelli, S. Petrarca and F. Rapuano, *Failure of local duality in inclusive nonleptonic heavy flavor decays*, *Phys. Lett.* **B382** (1996) 409–414, [[hep-ph/9604202](#)].
- [195] N. G. Uraltsev, *On the problem of boosting nonleptonic  $b$  baryon decays*, *Phys. Lett.* **B376** (1996) 303–308, [[hep-ph/9602324](#)].
- [196] M. Neubert and C. T. Sachrajda, *Spectator effects in inclusive decays of beauty hadrons*, *Nucl. Phys.* **B483** (1997) 339–370, [[hep-ph/9603202](#)].
- [197] LHCb collaboration, R. Aaij et al., *Precision measurement of the  $\Lambda_b$  baryon lifetime*, *Phys. Rev. Lett.* **111** (2013) 102003, [[1307.2476](#)].
- [198] LHCb collaboration, R. Aaij et al., *Precision measurement of the ratio of the  $\Lambda_b^0$  to  $\bar{B}^0$  lifetimes*, *Phys. Lett.* **B734** (2014) 122–130, [[1402.6242](#)].
- [199] LHCb collaboration, R. Aaij et al., *Measurements of the  $B^+$ ,  $B^0$ ,  $B_s^0$  meson and  $\Lambda_b^0$  baryon lifetimes*, *JHEP* **04** (2014) 114, [[1402.2554](#)].
- [200] I. I. Y. Bigi, B. Blok, M. A. Shifman and A. I. Vainshtein, *The Baffling semileptonic branching ratio of  $B$  mesons*, *Phys. Lett.* **B323** (1994) 408–416, [[hep-ph/9311339](#)].

- [201] A. F. Falk, M. B. Wise and I. Dunietz, *Inconclusive inclusive nonleptonic B decays*, *Phys. Rev.* **D51** (1995) 1183–1191, [[hep-ph/9405346](#)].
- [202] G. Buchalla, I. Dunietz and H. Yamamoto, *Hadronization of  $b \rightarrow c\bar{c}s$* , *Phys. Lett.* **B364** (1995) 188–194, [[hep-ph/9507437](#)].
- [203] A. Lenz, *Some comments on the missing charm puzzle*, in *Heavy flavours and CP violation. Proceedings, 8th UK Phenomenology Workshop, Durham, UK, September 19-24, 2000*, 2000, [hep-ph/0011258](#).
- [204] F. Krinner, A. Lenz and T. Rauh, *The inclusive decay  $b \rightarrow c\bar{c}s$  revisited*, *Nucl. Phys.* **B876** (2013) 31–54, [[1305.5390](#)].
- [205] A. Czarnecki, M. Slusarczyk and F. V. Tkachov, *Enhancement of the hadronic b quark decays*, *Phys. Rev. Lett.* **96** (2006) 171803, [[hep-ph/0511004](#)].
- [206] A. Lenz, *Theoretical update of B-Mixing and Lifetimes*, in *2012 Electroweak Interactions and Unified Theories: Proceedings of the 47th Rencontres de Moriond on Electroweak Interactions and Unified Theories, La Thuile, March 3-10, 2012*, 2012, [1205.1444](#),  
<https://inspirehep.net/record/1113760/files/arXiv:1205.1444.pdf>.
- [207] A. Lenz and U. Nierste, *Theoretical update of  $B_s - \bar{B}_s$  mixing*, *JHEP* **06** (2007) 072, [[hep-ph/0612167](#)].
- [208] A. Lenz and U. Nierste, *Numerical Updates of Lifetimes and Mixing Parameters of B Mesons*, in *CKM unitarity triangle. Proceedings, 6th International Workshop, CKM 2010, Warwick, UK, September 6-10, 2010*, 2011, [1102.4274](#),  
<http://inspirehep.net/record/890169/files/arXiv:1102.4274.pdf>.
- [209] HEAVY FLAVOR AVERAGING GROUP (HFAG) collaboration, Y. Amhis et al., *Averages of b-hadron, c-hadron, and  $\tau$ -lepton properties as of summer 2014*, [1412.7515](#).
- [210] HFLAV collaboration, “B Lifetime and Oscillation Parameters, Summer 2015.” [http://www.slac.stanford.edu/xorg/hflav/osc/summer\\_2015/](http://www.slac.stanford.edu/xorg/hflav/osc/summer_2015/).
- [211] LHCb collaboration, R. Aaij et al., *Measurement of the CP asymmetry in  $B_s^0 - \bar{B}_s^0$  mixing*, *Phys. Rev. Lett.* **117** (2016) 061803, [[1605.09768](#)].
- [212] W. F. Palmer and B. Stech, *Inclusive nonleptonic decays of B and D mesons*, *Phys. Rev.* **D48** (1993) 4174–4182.
- [213] I. Dunietz, J. Incandela, F. D. Snider and H. Yamamoto, *Large charmless yield in B decays and inclusive B decay puzzles*, *Eur. Phys. J.* **C1** (1998) 211–219, [[hep-ph/9612421](#)].
- [214] A. Lenz, U. Nierste and G. Ostermaier, *Penguin diagrams, charmless B decays and the missing charm puzzle*, *Phys. Rev.* **D56** (1997) 7228–7239, [[hep-ph/9706501](#)].

- [215] E. Franco, V. Lubicz, F. Mescia and C. Tarantino, *Lifetime ratios of beauty hadrons at the next-to-leading order in QCD*, *Nucl. Phys.* **B633** (2002) 212–236, [hep-ph/0203089].
- [216] D. Becirevic, *Theoretical progress in describing the B meson lifetimes*, *PoS HEP2001* (2001) 098, [hep-ph/0110124].
- [217] FERMILAB LATTICE, MILC collaboration, A. Bazavov et al.,  *$B_{(s)}^0$ -mixing matrix elements from lattice QCD for the Standard Model and beyond*, *Phys. Rev.* **D93** (2016) 113016, [1602.03560].
- [218] M. Blanke and A. J. Buras, *Universal Unitarity Triangle 2016 and the tension between  $\Delta M_{s,d}$  and  $\varepsilon_K$  in CMFV models*, *Eur. Phys. J.* **C76** (2016) 197, [1602.04020].
- [219] CKMFITTER collaboration, “EPS-HEP 2015 results.” [http://ckmfitter.in2p3.fr/www/results/plots\\_eps15/num/ckmEval\\_results\\_eps15.html](http://ckmfitter.in2p3.fr/www/results/plots_eps15/num/ckmEval_results_eps15.html).
- [220] S. Aoki et al., *Review of lattice results concerning low-energy particle physics*, *Eur. Phys. J.* **C74** (2014) 2890, [1310.8555].
- [221] C. Bobeth, U. Haisch, A. Lenz, B. Pecjak and G. Tetlalmatzi-Xolocotzi, *On new physics in  $\Delta\Gamma_d$* , *JHEP* **06** (2014) 040, [1404.2531].
- [222] H. M. Asatrian, A. Hovhannisyanyan, U. Nierste and A. Yeghiazaryan, *Towards next-to-next-to-leading-log accuracy for the width difference in the  $B_s - \bar{B}_s$  system: fermionic contributions to order  $(m_c/m_b)^0$  and  $(m_c/m_b)^1$* , *JHEP* **10** (2017) 191, [1709.02160].
- [223] HFLAV collaboration, “Global Fit for  $D^0 - \bar{D}^0$  Mixing, CHARM15.” [http://www.slac.stanford.edu/xorg/hflav/charm/CHARM15/results\\_mix\\_cpv.html](http://www.slac.stanford.edu/xorg/hflav/charm/CHARM15/results_mix_cpv.html).
- [224] PARTICLE DATA GROUP collaboration. <http://pdg.lbl.gov/>.
- [225] H. Georgi,  *$D - \bar{D}$  mixing in heavy quark effective field theory*, *Phys. Lett.* **B297** (1992) 353–357, [hep-ph/9209291].
- [226] T. Ohl, G. Ricciardi and E. H. Simmons,  *$D - \text{anti-}D$  mixing in heavy quark effective field theory: The Sequel*, *Nucl. Phys.* **B403** (1993) 605–632, [hep-ph/9301212].
- [227] A. F. Falk, Y. Grossman, Z. Ligeti and A. A. Petrov,  *$SU(3)$  breaking and  $D^0 - \bar{D}^0$  mixing*, *Phys. Rev.* **D65** (2002) 054034, [hep-ph/0110317].
- [228] A. F. Falk, Y. Grossman, Z. Ligeti, Y. Nir and A. A. Petrov, *The  $D^0 - \bar{D}^0$  mass difference from a dispersion relation*, *Phys. Rev.* **D69** (2004) 114021, [hep-ph/0402204].
- [229] M. Bobrowski, A. Lenz, J. Riedl and J. Rohrwild, *How Large Can the SM Contribution to CP Violation in  $D^0 - \bar{D}^0$  Mixing Be?*, *JHEP* **03** (2010) 009, [1002.4794].

- [230] A. Lenz and T. Rauh, *D-meson lifetimes within the heavy quark expansion*, *Phys. Rev.* **D88** (2013) 034004, [1305.3588].
- [231] I. I. Y. Bigi and N. G. Uraltsev,  *$D^0 - \bar{D}^0$  oscillations as a probe of quark hadron duality*, *Nucl. Phys.* **B592** (2001) 92–106, [hep-ph/0005089].
- [232] M. Bobrowski, A. Lenz and T. Rauh, *Short distance  $D^0 - \bar{D}^0$  mixing*, in *Proceedings, 5th International Workshop on Charm Physics (Charm 2012): Honolulu, Hawaii, USA, May 14-17, 2012*, 2012, 1208.6438.
- [233] E. Golowich, S. Pakvasa and A. A. Petrov, *New Physics contributions to the lifetime difference in  $D^0 - \bar{D}^0$  mixing*, *Phys. Rev. Lett.* **98** (2007) 181801, [hep-ph/0610039].
- [234] PARTICLE DATA GROUP collaboration, “Dark Matter.” <http://pdg.lbl.gov/2017/reviews/rpp2017-rev-dark-matter.pdf>.
- [235] V. Springel et al., *Simulating the joint evolution of quasars, galaxies and their large-scale distribution*, *Nature* **435** (2005) 629–636, [astro-ph/0504097].
- [236] J. Abdallah et al., *Simplified Models for Dark Matter and Missing Energy Searches at the LHC*, 1409.2893.
- [237] LHC NEW PHYSICS WORKING GROUP collaboration, D. Alves, *Simplified Models for LHC New Physics Searches*, *J. Phys.* **G39** (2012) 105005, [1105.2838].
- [238] J. Alwall, P. Schuster and N. Toro, *Simplified Models for a First Characterization of New Physics at the LHC*, *Phys. Rev.* **D79** (2009) 075020, [0810.3921].
- [239] ATLAS collaboration, M. Aaboud et al., *Search for new phenomena in events with a photon and missing transverse momentum in pp collisions at  $\sqrt{s} = 13$  TeV with the ATLAS detector*, *JHEP* **06** (2016) 059, [1604.01306].
- [240] A. De Simone and T. Jacques, *Simplified models vs. effective field theory approaches in dark matter searches*, *Eur. Phys. J.* **C76** (2016) 367, [1603.08002].
- [241] J. Goodman and W. Shepherd, *LHC Bounds on UV-Complete Models of Dark Matter*, 1111.2359.
- [242] H. Dreiner, D. Schmeier and J. Tattersall, *Contact Interactions Probe Effective Dark Matter Models at the LHC*, *EPL* **102** (2013) 51001, [1303.3348].
- [243] D. Abercrombie et al., *Dark Matter Benchmark Models for Early LHC Run-2 Searches: Report of the ATLAS/CMS Dark Matter Forum*, 1507.00966.
- [244] G. Busoni et al., *Recommendations on presenting LHC searches for missing transverse energy signals using simplified s-channel models of dark matter*, 1603.04156.

- [245] D. Goncalves, P. A. N. Machado and J. M. No, *Simplified Models for Dark Matter Face their Consistent Completions*, *Phys. Rev.* **D95** (2017) 055027, [1611.04593].
- [246] F. Kahlhoefer, K. Schmidt-Hoberg, T. Schwetz and S. Vogl, *Implications of unitarity and gauge invariance for simplified dark matter models*, *JHEP* **02** (2016) 016, [1510.02110].
- [247] C. Englert, M. McCullough and M. Spannowsky, *S-Channel Dark Matter Simplified Models and Unitarity*, *Phys. Dark Univ.* **14** (2016) 48–56, [1604.07975].
- [248] P. Agrawal, M. Blanke and K. Gemmler, *Flavored dark matter beyond Minimal Flavor Violation*, *JHEP* **10** (2014) 72, [1405.6709].
- [249] M.-C. Chen, J. Huang and V. Takhistov, *Beyond Minimal Lepton Flavored Dark Matter*, *JHEP* **02** (2016) 060, [1510.04694].
- [250] M. Blanke and S. Kast, *Top-Flavoured Dark Matter in Dark Minimal Flavour Violation*, *JHEP* **05** (2017) 162, [1702.08457].
- [251] S. Baek, P. Ko and P. Wu, *Heavy Quarks Flavored Real Scalar Dark Matter*, 1709.00697.
- [252] P. Agrawal, S. Blanchet, Z. Chacko and C. Kilic, *Flavored Dark Matter, and Its Implications for Direct Detection and Colliders*, *Phys. Rev.* **D86** (2012) 055002, [1109.3516].
- [253] C. Kilic, M. D. Klimek and J.-H. Yu, *Signatures of Top Flavored Dark Matter*, *Phys. Rev.* **D91** (2015) 054036, [1501.02202].
- [254] B. Bhattacharya, D. London, J. M. Cline, A. Datta and G. Dupuis, *Quark-flavored scalar dark matter*, *Phys. Rev.* **D92** (2015) 115012, [1509.04271].
- [255] M. E. Peskin and T. Takeuchi, *A New constraint on a strongly interacting Higgs sector*, *Phys. Rev. Lett.* **65** (1990) 964–967.
- [256] M. E. Peskin and T. Takeuchi, *Estimation of oblique electroweak corrections*, *Phys. Rev.* **D46** (1992) 381–409.
- [257] W. Grimus, L. Lavoura, O. M. Ogreid and P. Osland, *The Oblique parameters in multi-Higgs-doublet models*, *Nucl. Phys.* **B801** (2008) 81–96, [0802.4353].
- [258] G. Isidori and D. M. Straub, *Minimal Flavour Violation and Beyond*, *Eur. Phys. J.* **C72** (2012) 2103, [1202.0464].
- [259] B. Batell, J. Pradler and M. Spannowsky, *Dark Matter from Minimal Flavor Violation*, *JHEP* **08** (2011) 038, [1105.1781].
- [260] K. Griest and D. Seckel, *Three exceptions in the calculation of relic abundances*, *Phys. Rev.* **D43** (1991) 3191–3203.

- [261] G. Busoni, A. De Simone, T. Jacques, E. Morgante and A. Riotto, *Making the Most of the Relic Density for Dark Matter Searches at the LHC 14 TeV Run*, *JCAP* **1503** (2015) 022, [1410.7409].
- [262] G. Bertone, D. Hooper and J. Silk, *Particle dark matter: Evidence, candidates and constraints*, *Phys. Rept.* **405** (2005) 279–390, [hep-ph/0404175].
- [263] P. Gondolo and G. Gelmini, *Cosmic abundances of stable particles: Improved analysis*, *Nucl. Phys.* **B360** (1991) 145–179.
- [264] HFLAV collaboration, “Global Fit for  $D^0$ - $\bar{D}^0$  Mixing, CKM16.” [http://www.slac.stanford.edu/xorg/hflav/charm/CKM16/results\\_mix\\_cpv.html](http://www.slac.stanford.edu/xorg/hflav/charm/CKM16/results_mix_cpv.html).
- [265] E. Golowich, J. Hewett, S. Pakvasa and A. A. Petrov, *Implications of  $D^0$  -  $\bar{D}^0$  Mixing for New Physics*, *Phys. Rev.* **D76** (2007) 095009, [0705.3650].
- [266] H. Na, C. T. H. Davies, E. Follana, G. P. Lepage and J. Shigemitsu,  $|V_{cd}|$  from  $D$  Meson Leptonic Decays, *Phys. Rev.* **D86** (2012) 054510, [1206.4936].
- [267] FERMILAB LATTICE, MILC collaboration, A. Bazavov et al., *B- and D-meson decay constants from three-flavor lattice QCD*, *Phys. Rev.* **D85** (2012) 114506, [1112.3051].
- [268] N. Carrasco et al.,  *$D^0$  -  $\bar{D}^0$  mixing in the standard model and beyond from  $N_f = 2$  twisted mass QCD*, *Phys. Rev.* **D90** (2014) 014502, [1403.7302].
- [269] S. Fajfer and N. Košnik, *Prospects of discovering new physics in rare charm decays*, *Eur. Phys. J.* **C75** (2015) 567, [1510.00965].
- [270] CMS collaboration, V. Khachatryan et al., *Search for anomalous single top quark production in association with a photon in pp collisions at  $\sqrt{s} = 8$  TeV*, *JHEP* **04** (2016) 035, [1511.03951].
- [271] LUX collaboration, D. S. Akerib et al., *First results from the LUX dark matter experiment at the Sanford Underground Research Facility*, *Phys. Rev. Lett.* **112** (2014) 091303, [1310.8214].
- [272] LUX collaboration, D. S. Akerib et al., *Improved Limits on Scattering of Weakly Interacting Massive Particles from Reanalysis of 2013 LUX Data*, *Phys. Rev. Lett.* **116** (2016) 161301, [1512.03506].
- [273] SUPERCDMS collaboration, R. Agnese et al., *New Results from the Search for Low-Mass Weakly Interacting Massive Particles with the CDMS Low Ionization Threshold Experiment*, *Phys. Rev. Lett.* **116** (2016) 071301, [1509.02448].
- [274] A. Crivellin, F. D’Eramo and M. Procura, *New Constraints on Dark Matter Effective Theories from Standard Model Loops*, *Phys. Rev. Lett.* **112** (2014) 191304, [1402.1173].
- [275] F. D’Eramo and M. Procura, *Connecting Dark Matter UV Complete Models to Direct Detection Rates via Effective Field Theory*, *JHEP* **04** (2015) 054, [1411.3342].



- [276] A. L. Fitzpatrick, W. Haxton, E. Katz, N. Lubbers and Y. Xu, *The Effective Field Theory of Dark Matter Direct Detection*, *JCAP* **1302** (2013) 004, [1203.3542].
- [277] A. Ibarra and S. Wild, *Dirac dark matter with a charged mediator: a comprehensive one-loop analysis of the direct detection phenomenology*, *JCAP* **1505** (2015) 047, [1503.03382].
- [278] F. Kahlhoefer and S. Wild, *Studying generalised dark matter interactions with extended halo-independent methods*, *JCAP* **1610** (2016) 032, [1607.04418].
- [279] M. Drees and M. Nojiri, *Neutralino - nucleon scattering revisited*, *Phys. Rev.* **D48** (1993) 3483–3501, [hep-ph/9307208].
- [280] J. Hisano, R. Nagai and N. Nagata, *Effective Theories for Dark Matter Nucleon Scattering*, *JHEP* **05** (2015) 037, [1502.02244].
- [281] P. Gondolo and S. Scopel, *On the sbottom resonance in dark matter scattering*, *JCAP* **1310** (2013) 032, [1307.4481].
- [282] XENON collaboration, E. Aprile et al., *First Dark Matter Search Results from the XENON1T Experiment*, *Phys. Rev. Lett.* **119** (2017) 181301, [1705.06655].
- [283] PANDAX-II collaboration, X. Cui et al., *Dark Matter Results From 54-Ton-Day Exposure of PandaX-II Experiment*, *Phys. Rev. Lett.* **119** (2017) 181302, [1708.06917].
- [284] M. Cirelli, G. Corcella, A. Hektor, G. Hutsi, M. Kadastik, P. Panci et al., *PPPC 4 DM ID: A Poor Particle Physicist Cookbook for Dark Matter Indirect Detection*, *JCAP* **1103** (2011) 051, [1012.4515].
- [285] FERMI-LAT, MAGIC collaboration, J. Rico, M. Wood, A. Drlica-Wagner and J. Aleksić, *Limits to dark matter properties from a combined analysis of MAGIC and Fermi-LAT observations of dwarf satellite galaxies*, *PoS ICRC2015* (2016) 1206, [1508.05827].
- [286] M. Boudaud, *A fussy revisit of antiprotons as a tool for Dark Matter searches*, 1510.07500.
- [287] M. Di Mauro and A. Vittino, *AMS-02 electrons and positrons: astrophysical interpretation and Dark Matter constraints*, *PoS ICRC2015* (2016) 1177, [1507.08680].
- [288] ICECUBE collaboration, M. G. Aartsen et al., *All-flavour Search for Neutrinos from Dark Matter Annihilations in the Milky Way with IceCube/DeepCore*, *Eur. Phys. J.* **C76** (2016) 531, [1606.00209].
- [289] H.E.S.S. collaboration, V. Lefranc and E. Moulin, *Dark matter search in the inner Galactic halo with H.E.S.S. I and H.E.S.S. II*, *PoS ICRC2015* (2016) 1208, [1509.04123].

- [290] FERMI-LAT collaboration, M. Ackermann et al., *Search for extended gamma-ray emission from the Virgo galaxy cluster with Fermi-LAT*, *Astrophys. J.* **812** (2015) 159, [1510.00004].
- [291] T. Hahn and M. Perez-Victoria, *Automatized one loop calculations in four-dimensions and D-dimensions*, *Comput. Phys. Commun.* **118** (1999) 153–165, [hep-ph/9807565].
- [292] G. Busoni, A. De Simone, T. Jacques, E. Morgante and A. Riotto, *On the Validity of the Effective Field Theory for Dark Matter Searches at the LHC Part III: Analysis for the t-channel*, *JCAP* **1409** (2014) 022, [1405.3101].
- [293] ATLAS collaboration, G. Aad et al., *Search for new phenomena in final states with an energetic jet and large missing transverse momentum in pp collisions at  $\sqrt{s} = 8$  TeV with the ATLAS detector*, *Eur. Phys. J.* **C75** (2015) 299, [1502.01518].
- [294] J. Alwall, R. Frederix, S. Frixione, V. Hirschi, F. Maltoni, O. Mattelaer et al., *The automated computation of tree-level and next-to-leading order differential cross sections, and their matching to parton shower simulations*, *JHEP* **07** (2014) 079, [1405.0301].
- [295] ATLAS collaboration, M. Aaboud et al., *Search for new phenomena in final states with an energetic jet and large missing transverse momentum in pp collisions at  $\sqrt{s} = 13$  TeV using the ATLAS detector*, *Phys. Rev.* **D94** (2016) 032005, [1604.07773].
- [296] CMS collaboration, V. Khachatryan et al., *Search for dark matter, extra dimensions, and unparticles in monojet events in proton–proton collisions at  $\sqrt{s} = 8$  TeV*, *Eur. Phys. J.* **C75** (2015) 235, [1408.3583].
- [297] ATLAS collaboration, G. Aad et al., *Search for squarks and gluinos with the ATLAS detector in final states with jets and missing transverse momentum using  $\sqrt{s} = 8$  TeV proton–proton collision data*, *JHEP* **09** (2014) 176, [1405.7875].
- [298] ATLAS collaboration, M. Aaboud et al., *Search for squarks and gluinos in final states with jets and missing transverse momentum at  $\sqrt{s} = 13$  TeV with the ATLAS detector*, *Eur. Phys. J.* **C76** (2016) 392, [1605.03814].
- [299] ATLAS collaboration, G. Aad et al., *Search for top squark pair production in final states with one isolated lepton, jets, and missing transverse momentum in  $\sqrt{s} = 8$  TeV pp collisions with the ATLAS detector*, *JHEP* **11** (2014) 118, [1407.0583].
- [300] ATLAS collaboration, G. Aad et al., *Search for Scalar Charm Quark Pair Production in pp Collisions at  $\sqrt{s} = 8$  TeV with the ATLAS Detector*, *Phys. Rev. Lett.* **114** (2015) 161801, [1501.01325].
- [301] F. Feroz and M. P. Hobson, *Multimodal nested sampling: an efficient and robust alternative to MCMC methods for astronomical data analysis*, *Mon. Not. Roy. Astron. Soc.* **384** (2008) 449, [0704.3704].

- [302] F. Feroz, M. P. Hobson and M. Bridges, *MultiNest: an efficient and robust Bayesian inference tool for cosmology and particle physics*, *Mon. Not. Roy. Astron. Soc.* **398** (2009) 1601–1614, [0809.3437].
- [303] F. Feroz, M. P. Hobson, E. Cameron and A. N. Pettitt, *Importance Nested Sampling and the MultiNest Algorithm*, 1306.2144.
- [304] J. Buchner, A. Georgakakis, K. Nandra, L. Hsu, C. Rangel, M. Brightman et al., *X-ray spectral modelling of the AGN obscuring region in the CDFS: Bayesian model selection and catalogue*, *Astron. Astrophys.* **564** (2014) A125, [1402.0004].
- [305] A. Fowlie and M. H. Bardsley, *Superplot: a graphical interface for plotting and analysing MultiNest output*, *Eur. Phys. J. Plus* **131** (2016) 391, [1603.00555].
- [306] A. Datta, M. Duraisamy and D. Ghosh, *Explaining the  $B \rightarrow K^* \mu^+ \mu^-$  data with scalar interactions*, *Phys. Rev.* **D89** (2014) 071501, [1310.1937].
- [307] G. Hiller and M. Schmaltz,  *$R_K$  and future  $b \rightarrow s \ell \ell$  physics beyond the standard model opportunities*, *Phys. Rev.* **D90** (2014) 054014, [1408.1627].
- [308] B. Gripaios, M. Nardecchia and S. A. Renner, *Composite leptoquarks and anomalies in  $B$ -meson decays*, *JHEP* **05** (2015) 006, [1412.1791].
- [309] I. de Medeiros Varzielas and G. Hiller, *Clues for flavor from rare lepton and quark decays*, *JHEP* **06** (2015) 072, [1503.01084].
- [310] D. Bečirević, S. Fajfer and N. Košnik, *Lepton flavor nonuniversality in  $b \rightarrow s \mu^+ \mu^-$  processes*, *Phys. Rev.* **D92** (2015) 014016, [1503.09024].
- [311] R. Alonso, B. Grinstein and J. Martin Camalich, *Lepton universality violation and lepton flavor conservation in  $B$ -meson decays*, *JHEP* **10** (2015) 184, [1505.05164].
- [312] B. Gripaios, M. Nardecchia and S. A. Renner, *Linear flavour violation and anomalies in  $B$  physics*, *JHEP* **06** (2016) 083, [1509.05020].
- [313] M. Bauer and M. Neubert, *Minimal Leptoquark Explanation for the  $R_{D^{(*)}}$ ,  $R_K$ , and  $(g-2)_g$  Anomalies*, *Phys. Rev. Lett.* **116** (2016) 141802, [1511.01900].
- [314] S. Fajfer and N. Košnik, *Vector leptoquark resolution of  $R_K$  and  $R_{D^{(*)}}$  puzzles*, *Phys. Lett.* **B755** (2016) 270–274, [1511.06024].
- [315] P. Arnan, L. Hofer, F. Mescia and A. Crivellin, *Loop effects of heavy new scalars and fermions in  $b \rightarrow s \mu^+ \mu^-$* , *JHEP* **04** (2017) 043, [1608.07832].
- [316] D. Bečirević, S. Fajfer, N. Košnik and O. Sumensari, *Leptoquark model to explain the  $B$ -physics anomalies,  $R_K$  and  $R_D$* , *Phys. Rev.* **D94** (2016) 115021, [1608.08501].
- [317] J. M. Cline,  *$B$  decay anomalies and dark matter from vectorlike confinement*, *Phys. Rev.* **D97** (2018) 015013, [1710.02140].

- [318] J. Kawamura, S. Okawa and Y. Omura, *Interplay between the  $b \rightarrow s\ell\ell$  anomalies and dark matter physics*, *Phys. Rev.* **D96** (2017) 075041, [1706.04344].
- [319] A. Crivellin, D. Müller and T. Ota, *Simultaneous explanation of  $R(D^{(*)})$  and  $b \rightarrow s\mu^+\mu^-$ : the last scalar leptoquarks standing*, *JHEP* **09** (2017) 040, [1703.09226].
- [320] L. Di Luzio, A. Greljo and M. Nardecchia, *Gauge leptoquark as the origin of  $B$ -physics anomalies*, *Phys. Rev.* **D96** (2017) 115011, [1708.08450].
- [321] ATLAS collaboration, G. Aad et al., *Measurement of the  $CP$ -violating phase  $\phi_s$  and the  $B_s^0$  meson decay width difference with  $B_s^0 \rightarrow J/\psi\phi$  decays in ATLAS*, *JHEP* **08** (2016) 147, [1601.03297].
- [322] CMS collaboration, V. Khachatryan et al., *Measurement of the  $CP$ -violating weak phase  $\phi_s$  and the decay width difference  $\Delta\Gamma_s$  using the  $B_s^0 \rightarrow J/\psi\phi(1020)$  decay channel in  $pp$  collisions at  $\sqrt{s} = 8$  TeV*, *Phys. Lett.* **B757** (2016) 97–120, [1507.07527].
- [323] LHCb collaboration, R. Aaij et al., *Precision measurement of  $CP$  violation in  $B_s^0 \rightarrow J/\psi K^+ K^-$  decays*, *Phys. Rev. Lett.* **114** (2015) 041801, [1411.3104].
- [324] C. Bobeth, M. Gorbahn and S. Vickers, *Weak annihilation and new physics in charmless  $B \rightarrow MM$  decays*, *Eur. Phys. J.* **C75** (2015) 340, [1409.3252].
- [325] J. Brod, A. Lenz, G. Tetlalmatzi-Xolocotzi and M. Wiebusch, *New physics effects in tree-level decays and the precision in the determination of the quark mixing angle  $\gamma$* , *Phys. Rev.* **D92** (2015) 033002, [1412.1446].
- [326] C. W. Bauer and N. D. Dunn, *Comment on new physics contributions to  $\Gamma_{12}^s$* , *Phys. Lett.* **B696** (2011) 362–366, [1006.1629].
- [327] J. Lyon and R. Zwicky, *Resonances gone topsy turvy - the charm of QCD or new physics in  $b \rightarrow s\ell^+\ell^-$ ?*, 1406.0566.
- [328] X.-G. He, J. Tandean and G. Valencia, *Probing New Physics in Charm Couplings with FCNC*, *Phys. Rev.* **D80** (2009) 035021, [0904.2301].
- [329] CLEO collaboration, S. Chen et al., *Branching fraction and photon energy spectrum for  $b \rightarrow s\gamma$* , *Phys. Rev. Lett.* **87** (2001) 251807, [hep-ex/0108032].
- [330] BELLE collaboration, K. Abe et al., *A Measurement of the branching fraction for the inclusive  $B \rightarrow X(s)\gamma$  decays with BELLE*, *Phys. Lett.* **B511** (2001) 151–158, [hep-ex/0103042].
- [331] BABAR collaboration, B. Aubert et al., *Measurement of the  $B \rightarrow X_s\gamma$  branching fraction and photon energy spectrum using the recoil method*, *Phys. Rev.* **D77** (2008) 051103, [0711.4889].
- [332] BELLE collaboration, A. Limosani et al., *Measurement of Inclusive Radiative  $B$ -meson Decays with a Photon Energy Threshold of 1.7-GeV*, *Phys. Rev. Lett.* **103** (2009) 241801, [0907.1384].

- [333] BABAR collaboration, J. P. Lees et al., *Precision Measurement of the  $B \rightarrow X_s \gamma$  Photon Energy Spectrum, Branching Fraction, and Direct CP Asymmetry  $A_{CP}(B \rightarrow X_{s+d} \gamma)$* , *Phys. Rev. Lett.* **109** (2012) 191801, [1207.2690].
- [334] BABAR collaboration, J. P. Lees et al., *Measurement of  $B(B \rightarrow X_s \gamma)$ , the  $B \rightarrow X_s \gamma$  photon energy spectrum, and the direct CP asymmetry in  $B \rightarrow X_{s+d} \gamma$  decays*, *Phys. Rev.* **D86** (2012) 112008, [1207.5772].
- [335] BABAR collaboration, J. P. Lees et al., *Exclusive Measurements of  $b \rightarrow s \gamma$  Transition Rate and Photon Energy Spectrum*, *Phys. Rev.* **D86** (2012) 052012, [1207.2520].
- [336] BELLE collaboration, T. Saito et al., *Measurement of the  $\bar{B} \rightarrow X_s \gamma$  Branching Fraction with a Sum of Exclusive Decays*, *Phys. Rev.* **D91** (2015) 052004, [1411.7198].
- [337] A. J. Buras, M. Misiak and J. Urban, *Two loop QCD anomalous dimensions of flavor changing four quark operators within and beyond the standard model*, *Nucl. Phys.* **B586** (2000) 397–426, [hep-ph/0005183].
- [338] HFLAV collaboration, “B Lifetime and Oscillation Parameters, Spring 2016.” [http://www.slac.stanford.edu/xorg/hflav/osc/spring\\_2016/](http://www.slac.stanford.edu/xorg/hflav/osc/spring_2016/).
- [339] HFLAV collaboration, “B Lifetime and Oscillation Parameters, Summer 2017.” [http://www.slac.stanford.edu/xorg/hflav/osc/summer\\_2017/](http://www.slac.stanford.edu/xorg/hflav/osc/summer_2017/).
- [340] K. G. Chetyrkin, M. Misiak and M. Munz, *Weak radiative B meson decay beyond leading logarithms*, *Phys. Lett.* **B400** (1997) 206–219, [hep-ph/9612313].
- [341] M. K. Gaillard and B. W. Lee,  *$\Delta I = 1/2$  Rule for Nonleptonic Decays in Asymptotically Free Field Theories*, *Phys. Rev. Lett.* **33** (1974) 108.
- [342] G. Altarelli and L. Maiani, *Octet Enhancement of Nonleptonic Weak Interactions in Asymptotically Free Gauge Theories*, *Phys. Lett.* **52B** (1974) 351–354.
- [343] F. J. Gilman and M. B. Wise, *Effective Hamiltonian for  $\Delta S = 1$  Weak Nonleptonic Decays in the Six Quark Model*, *Phys. Rev.* **D20** (1979) 2392.
- [344] M. A. Shifman, A. I. Vainshtein and V. I. Zakharov, *Nonleptonic Decays of K Mesons and Hyperons*, *Sov. Phys. JETP* **45** (1977) 670.
- [345] F. J. Gilman and M. B. Wise,  *$K \rightarrow \pi e^+ e^-$  in the Six Quark Model*, *Phys. Rev.* **D21** (1980) 3150.
- [346] B. Guberina and R. D. Peccei, *Quantum Chromodynamic Effects and CP Violation in the Kobayashi-Maskawa Model*, *Nucl. Phys.* **B163** (1980) 289–311.

- [347] M. Ciuchini, E. Franco, G. Martinelli, L. Reina and L. Silvestrini, *Scheme independence of the effective Hamiltonian for  $b \rightarrow s\gamma$  and  $b \rightarrow sg$  decays*, *Phys. Lett.* **B316** (1993) 127–136, [hep-ph/9307364].
- [348] M. Ciuchini, E. Franco, G. Martinelli, L. Reina and L. Silvestrini,  *$b \rightarrow s\gamma$  and  $b \rightarrow sg$ : A Theoretical reappraisal*, *Phys. Lett.* **B334** (1994) 137–144, [hep-ph/9406239].
- [349] M. Ciuchini, E. Franco, L. Reina and L. Silvestrini, *Leading order QCD corrections to  $b \rightarrow s\gamma$  and  $b \rightarrow sg$  decays in three regularization schemes*, *Nucl. Phys.* **B421** (1994) 41–64, [hep-ph/9311357].
- [350] S. Bertolini, F. Borzumati and A. Masiero, *QCD Enhancement of Radiative  $b$  Decays*, *Phys. Rev. Lett.* **59** (1987) 180.
- [351] B. Grinstein, R. P. Springer and M. B. Wise, *Effective Hamiltonian for Weak Radiative  $B$  Meson Decay*, *Phys. Lett.* **B202** (1988) 138–144.
- [352] B. Grinstein, R. P. Springer and M. B. Wise, *Strong Interaction Effects in Weak Radiative  $\bar{B}$  Meson Decay*, *Nucl. Phys.* **B339** (1990) 269–309.
- [353] M. Misiak, *QCD corrected effective Hamiltonian for the  $b \rightarrow s\gamma$  decay*, *Phys. Lett.* **B269** (1991) 161–168.
- [354] K. G. Chetyrkin, M. Misiak and M. Munz, *Beta functions and anomalous dimensions up to three loops*, *Nucl. Phys.* **B518** (1998) 473–494, [hep-ph/9711266].
- [355] M. Misiak et al., *Updated NNLO QCD predictions for the weak radiative  $B$ -meson decays*, *Phys. Rev. Lett.* **114** (2015) 221801, [1503.01789].
- [356] HFLAV collaboration, “Rare B Decay Parameters, 2014.” [http://www.slac.stanford.edu/xorg/hflav/rare/2014/rad11/OUTPUT/HTML/rad11\\_table3.html](http://www.slac.stanford.edu/xorg/hflav/rare/2014/rad11/OUTPUT/HTML/rad11_table3.html).
- [357] LHCb collaboration, R. Aaij et al., *Measurement of the ratio of branching fractions  $\mathcal{B}(B_c^+ \rightarrow J/\psi\tau^+\nu_\tau)/\mathcal{B}(B_c^+ \rightarrow J/\psi\mu^+\nu_\mu)$* , *Phys. Rev. Lett.* **120** (2018) 121801, [1711.05623].
- [358] E. Dalgic, A. Gray, E. Gamiz, C. T. H. Davies, G. P. Lepage, J. Shigemitsu et al.,  *$B_s^0 - \bar{B}_s^0$  mixing parameters from unquenched lattice QCD*, *Phys. Rev.* **D76** (2007) 011501, [hep-lat/0610104].
- [359] M. A. Shifman, A. I. Vainshtein and V. I. Zakharov, *QCD and Resonance Physics. Theoretical Foundations*, *Nucl. Phys.* **B147** (1979) 385–447.
- [360] M. A. Shifman, A. I. Vainshtein and V. I. Zakharov, *QCD and Resonance Physics: Applications*, *Nucl. Phys.* **B147** (1979) 448–518.
- [361] K. G. Chetyrkin, A. L. Kataev, A. B. Krasulin and A. A. Pivovarov, *CALCULATION OF THE  $K^0$ - $\bar{K}^0$  MIXING PARAMETER VIA THE QCD SUM RULES AT FINITE ENERGIES*, *Phys. Lett.* **B174** (1986) 104, [hep-ph/0103230].

- [362] J. G. Korner, A. I. Onishchenko, A. A. Petrov and A. A. Pivovarov,  $B^0$ - $\bar{B}^0$  mixing beyond factorization, *Phys. Rev. Lett.* **91** (2003) 192002, [hep-ph/0306032].
- [363] A. G. Grozin, R. Klein, T. Mannel and A. A. Pivovarov,  $B^0 - \bar{B}^0$  mixing at next-to-leading order, *Phys. Rev.* **D94** (2016) 034024, [1606.06054].
- [364] T. Mannel, B. D. Pecjak and A. A. Pivovarov, Sum rule estimate of the subleading non-perturbative contributions to  $B_s - \bar{B}_s$  mixing, *Eur. Phys. J.* **C71** (2011) 1607, [hep-ph/0703244].
- [365] M. S. Baek, J. Lee, C. Liu and H. S. Song, Four quark operators relevant to  $B$  meson lifetimes from QCD sum rules, *Phys. Rev.* **D57** (1998) 4091–4096, [hep-ph/9709386].
- [366] H.-Y. Cheng and K.-C. Yang, Nonspectator effects and  $B$  meson lifetimes from a field theoretic calculation, *Phys. Rev.* **D59** (1999) 014011, [hep-ph/9805222].
- [367] A. Lenz, Lifetimes and heavy quark expansion, *Int. J. Mod. Phys.* **A30** (2015) 1543005, [1405.3601].
- [368] J. M. Flynn, O. F. Hernandez and B. R. Hill, Renormalization of four fermion operators determining  $B$  anti- $B$  mixing on the lattice, *Phys. Rev.* **D43** (1991) 3709–3714.
- [369] G. Buchalla, Renormalization of  $\Delta B = 2$  transitions in the static limit beyond leading logarithms, *Phys. Lett.* **B395** (1997) 364–368, [hep-ph/9608232].
- [370] M. Ciuchini, E. Franco and V. Gimenez, Next-to-leading order renormalization of the  $\Delta B = 2$  operators in the static theory, *Phys. Lett.* **B388** (1996) 167–172, [hep-ph/9608204].
- [371] J. C. Collins, *Renormalization*, vol. 26 of *Cambridge Monographs on Mathematical Physics*. Cambridge University Press, Cambridge, 1986.
- [372] A. J. Buras and P. H. Weisz, QCD Nonleading Corrections to Weak Decays in Dimensional Regularization and 't Hooft-Veltman Schemes, *Nucl. Phys.* **B333** (1990) 66–99.
- [373] S. Herrlich and U. Nierste, Evanescent operators, scheme dependences and double insertions, *Nucl. Phys.* **B455** (1995) 39–58, [hep-ph/9412375].
- [374] P. Nogueira, Automatic Feynman graph generation, *J. Comput. Phys.* **105** (1993) 279–289.
- [375] M. Jamin and M. E. Lautenbacher, TRACER: Version 1.1: A Mathematica package for  $\gamma$  algebra in arbitrary dimensions, *Comput. Phys. Commun.* **74** (1993) 265–288.
- [376] H. H. Patel, Package-X: A Mathematica package for the analytic calculation of one-loop integrals, *Comput. Phys. Commun.* **197** (2015) 276–290, [1503.01469].

- [377] H. H. Patel, *Package-X 2.0: A Mathematica package for the analytic calculation of one-loop integrals*, *Comput. Phys. Commun.* **218** (2017) 66–70, [1612.00009].
- [378] A. V. Smirnov, *Algorithm FIRE – Feynman Integral REduction*, *JHEP* **10** (2008) 107, [0807.3243].
- [379] A. V. Smirnov and V. A. Smirnov, *FIRE4, LiteRed and accompanying tools to solve integration by parts relations*, *Comput. Phys. Commun.* **184** (2013) 2820–2827, [1302.5885].
- [380] A. V. Smirnov, *FIRE5: a C++ implementation of Feynman Integral REduction*, *Comput. Phys. Commun.* **189** (2015) 182–191, [1408.2372].
- [381] K. G. Chetyrkin and F. V. Tkachov, *Integration by Parts: The Algorithm to Calculate beta Functions in 4 Loops*, *Nucl. Phys.* **B192** (1981) 159–204.
- [382] S. Laporta, *High precision calculation of multiloop Feynman integrals by difference equations*, *Int. J. Mod. Phys.* **A15** (2000) 5087–5159, [hep-ph/0102033].
- [383] A. G. Grozin and R. N. Lee, *Three-loop HQET vertex diagrams for  $B_0$  - anti- $B_0$  mixing*, *JHEP* **02** (2009) 047, [0812.4522].
- [384] P. Ball and V. M. Braun, *Next-to-leading order corrections to meson masses in the heavy quark effective theory*, *Phys. Rev.* **D49** (1994) 2472–2489, [hep-ph/9307291].
- [385] D. J. Broadhurst and A. G. Grozin, *Operator product expansion in static quark effective field theory: Large perturbative correction*, *Phys. Lett.* **B274** (1992) 421–427, [hep-ph/9908363].
- [386] E. Bagan, P. Ball, V. M. Braun and H. G. Dosch, *QCD sum rules in the effective heavy quark theory*, *Phys. Lett.* **B278** (1992) 457–464.
- [387] M. Neubert, *Heavy meson form-factors from QCD sum rules*, *Phys. Rev.* **D45** (1992) 2451–2466.
- [388] K. G. Chetyrkin, J. H. Kuhn and M. Steinhauser, *RunDec: A Mathematica package for running and decoupling of the strong coupling and quark masses*, *Comput. Phys. Commun.* **133** (2000) 43–65, [hep-ph/0004189].
- [389] F. Herren and M. Steinhauser, *Version 3 of RunDec and CRunDec*, *Comput. Phys. Commun.* **224** (2018) 333–345, [1703.03751].
- [390] PARTICLE DATA GROUP collaboration, C. Patrignani et al., *Review of Particle Physics*, *Chin. Phys.* **C40** (2016) 100001.
- [391] M. Beneke, A. Maier, J. Piclum and T. Rauh, *The bottom-quark mass from non-relativistic sum rules at NNNLO*, *Nucl. Phys.* **B891** (2015) 42–72, [1411.3132].



- [392] M. Beneke, A. Maier, J. Piclum and T. Rauh, *NNLO determination of the bottom-quark mass from non-relativistic sum rules*, *PoS RADCOR2015* (2016) 035, [1601.02949].
- [393] P. A. Baikov, K. G. Chetyrkin and J. H. Kühn, *Five-Loop Running of the QCD coupling constant*, *Phys. Rev. Lett.* **118** (2017) 082002, [1606.08659].
- [394] F. Herzog, B. Ruijl, T. Ueda, J. A. M. Vermaseren and A. Vogt, *The five-loop beta function of Yang-Mills theory with fermions*, *JHEP* **02** (2017) 090, [1701.01404].
- [395] T. Luthe, A. Maier, P. Marquard and Y. Schroder, *Complete renormalization of QCD at five loops*, *JHEP* **03** (2017) 020, [1701.07068].
- [396] T. Luthe, A. Maier, P. Marquard and Y. Schroder, *The five-loop Beta function for a general gauge group and anomalous dimensions beyond Feynman gauge*, *JHEP* **10** (2017) 166, [1709.07718].
- [397] K. G. Chetyrkin, G. Falcioni, F. Herzog and J. A. M. Vermaseren, *Five-loop renormalisation of QCD in covariant gauges*, *JHEP* **10** (2017) 179, [1709.08541].
- [398] A. G. Grozin, T. Mannel and A. A. Pivovarov, *Towards a Next-to-Next-to-Leading Order analysis of matching in  $B^0$ - $\bar{B}^0$  mixing*, *Phys. Rev.* **D96** (2017) 074032, [1706.05910].
- [399] M. Beneke, *A Quark mass definition adequate for threshold problems*, *Phys. Lett.* **B434** (1998) 115–125, [hep-ph/9804241].
- [400] A. H. Hoang, Z. Ligeti and A. V. Manohar, *B decay and the Upsilon mass*, *Phys. Rev. Lett.* **82** (1999) 277–280, [hep-ph/9809423].
- [401] I. I. Y. Bigi, M. A. Shifman, N. Uraltsev and A. I. Vainshtein, *High power  $n$  of  $m_b$  in beauty widths and  $n = 5 \rightarrow \infty$  limit*, *Phys. Rev.* **D56** (1997) 4017–4030, [hep-ph/9704245].
- [402] A. G. Grozin, T. Mannel and A. A. Pivovarov,  *$B^0$ - $\bar{B}^0$  mixing: matching to HQET at NNLO*, 1806.00253.
- [403] S. Laplace, Z. Ligeti, Y. Nir and G. Perez, *Implications of the CP asymmetry in semileptonic B decay*, *Phys. Rev.* **D65** (2002) 094040, [hep-ph/0202010].
- [404] M. Beneke, G. Buchalla, C. Greub, A. Lenz and U. Nierste, *The  $B^+$ - $B_d^0$  lifetime difference beyond leading logarithms*, *Nucl. Phys.* **B639** (2002) 389–407, [hep-ph/0202106].
- [405] M. Ciuchini, E. Franco, V. Lubicz and F. Mescia, *Next-to-leading order QCD corrections to spectator effects in lifetimes of beauty hadrons*, *Nucl. Phys.* **B625** (2002) 211–238, [hep-ph/0110375].
- [406] F. Gabbiani, A. I. Onishchenko and A. A. Petrov, *Spectator effects and lifetimes of heavy hadrons*, *Phys. Rev.* **D70** (2004) 094031, [hep-ph/0407004].

- [407] W. Lucha, D. Melikhov and S. Simula, *OPE, charm-quark mass, and decay constants of  $D$  and  $D_s$  mesons from QCD sum rules*, *Phys. Lett.* **B701** (2011) 82–88, [1101.5986].
- [408] P. Gelhausen, A. Khodjamirian, A. A. Pivovarov and D. Rosenthal, *Decay constants of heavy-light vector mesons from QCD sum rules*, *Phys. Rev.* **D88** (2013) 014015, [1305.5432].
- [409] UKQCD collaboration, M. Di Pierro and C. T. Sachrajda, *A Lattice study of spectator effects in inclusive decays of  $B$  mesons*, *Nucl. Phys.* **B534** (1998) 373–391, [hep-lat/9805028].
- [410] ETM collaboration, N. Carrasco, P. Dimopoulos, R. Frezzotti, V. Lubicz, G. C. Rossi, S. Simula et al.,  *$\Delta S = 2$  and  $\Delta C = 2$  bag parameters in the standard model and beyond from  $N_f=2+1+1$  twisted-mass lattice QCD*, *Phys. Rev.* **D92** (2015) 034516, [1505.06639].
- [411] A. Bazavov et al., *Short-distance matrix elements for  $D^0$ -meson mixing for  $N_f = 2 + 1$  lattice QCD*, *Phys. Rev.* **D97** (2018) 034513, [1706.04622].
- [412] Z.-G. Wang, *Analysis of the masses and decay constants of the heavy-light mesons with QCD sum rules*, *Eur. Phys. J.* **C75** (2015) 427, [1506.01993].
- [413] S. Narison, *A fresh look into  $m_{c,b}$  and precise  $f_{D(s),B(s)}$  from heavy-light QCD spectral sum rules*, *Phys. Lett.* **B718** (2013) 1321–1333, [1209.2023].
- [414] M. Beneke, Y. Kiyo, A. Maier and J. Piclum, *Near-threshold production of heavy quarks with  $QQ\bar{a}$ \_threshold*, *Comput. Phys. Commun.* **209** (2016) 96–115, [1605.03010].
- [415] M. Beneke, A. Maier, T. Rauh and P. Ruiz-Femenia, *Non-resonant and electroweak NNLO correction to the  $e^+e^-$  top anti-top threshold*, *JHEP* **02** (2018) 125, [1711.10429].
- [416] A. J. Buras and F. De Fazio, *331 Models Facing the Tensions in  $\Delta F = 2$  Processes with the Impact on  $\varepsilon'/\varepsilon$ ,  $B_s \rightarrow \mu^+\mu^-$  and  $B \rightarrow K^*\mu^+\mu^-$* , *JHEP* **08** (2016) 115, [1604.02344].
- [417] W. Altmannshofer, S. Gori, D. J. Robinson and D. Tuckler, *The Flavor-locked Flavorful Two Higgs Doublet Model*, *JHEP* **03** (2018) 129, [1712.01847].
- [418] M. Bobrowski, A. Lenz, J. Riedl and J. Rohrwild, *How much space is left for a new family of fermions?*, *Phys. Rev.* **D79** (2009) 113006, [0902.4883].
- [419] M. Blanke and A. J. Buras, *Lower bounds on  $\Delta M_{s,d}$  from constrained minimal flavour violation*, *JHEP* **05** (2007) 061, [hep-ph/0610037].
- [420] CDF collaboration, T. Aaltonen et al., *Measurements of the Angular Distributions in the Decays  $B \rightarrow K^{(*)}\mu^+\mu^-$  at CDF*, *Phys. Rev. Lett.* **108** (2012) 081807, [1108.0695].

- [421] LHCb collaboration, R. Aaij et al., *Differential branching fractions and isospin asymmetries of  $B \rightarrow K^{(*)}\mu^+\mu^-$  decays*, *JHEP* **06** (2014) 133, [1403.8044].
- [422] E. Golowich, J. Hewett, S. Pakvasa, A. A. Petrov and G. K. Yeghiyan, *Relating  $B_s$  Mixing and  $B_s \rightarrow \mu^+\mu^-$  with New Physics*, *Phys. Rev.* **D83** (2011) 114017, [1102.0009].
- [423] M. Ciuchini, E. Franco, V. Lubicz, G. Martinelli, I. Scimemi and L. Silvestrini, *Next-to-leading order QCD corrections to  $\Delta F = 2$  effective Hamiltonians*, *Nucl. Phys.* **B523** (1998) 501–525, [hep-ph/9711402].
- [424] A. K. Alok, B. Bhattacharya, D. Kumar, J. Kumar, D. London and S. U. Sankar, *New physics in  $b \rightarrow s\mu^+\mu^-$ : Distinguishing models through CP-violating effects*, *Phys. Rev.* **D96** (2017) 015034, [1703.09247].
- [425] W. Altmannshofer, S. Gori, M. Pospelov and I. Yavin, *Neutrino Trident Production: A Powerful Probe of New Physics with Neutrino Beams*, *Phys. Rev. Lett.* **113** (2014) 091801, [1406.2332].
- [426] A. Falkowski, S. F. King, E. Perdomo and M. Pierre, *Flavourful  $Z'$  portal for vector-like neutrino Dark Matter and  $R_{K^{(*)}}$* , 1803.04430.
- [427] L. Di Luzio and M. Nardecchia, *What is the scale of new physics behind the B-flavour anomalies?*, *Eur. Phys. J.* **C77** (2017) 536, [1706.01868].
- [428] L. Di Luzio, J. F. Kamenik and M. Nardecchia, *Implications of perturbative unitarity for scalar di-boson resonance searches at LHC*, *Eur. Phys. J.* **C77** (2017) 30, [1604.05746].
- [429] ATLAS collaboration, M. Aaboud et al., *Search for new high-mass phenomena in the dilepton final state using  $36\text{ fb}^{-1}$  of proton-proton collision data at  $\sqrt{s} = 13\text{ TeV}$  with the ATLAS detector*, *JHEP* **10** (2017) 182, [1707.02424].
- [430] B. C. Allanach, B. Gripaios and T. You, *The case for future hadron colliders from  $B \rightarrow K^{(*)}\mu^+\mu^-$  decays*, *JHEP* **03** (2018) 021, [1710.06363].
- [431] R. Barbieri, G. Isidori, A. Pattori and F. Senia, *Anomalies in B-decays and  $U(2)$  flavour symmetry*, *Eur. Phys. J.* **C76** (2016) 67, [1512.01560].
- [432] D. Bečirević, N. Košnik, O. Sumensari and R. Zukanovich Funchal, *Palatable Leptoquark Scenarios for Lepton Flavor Violation in Exclusive  $b \rightarrow sl_1l_2$  modes*, *JHEP* **11** (2016) 035, [1608.07583].
- [433] G. Hiller and I. Nisandzic,  *$R_K$  and  $R_{K^*}$  beyond the standard model*, *Phys. Rev.* **D96** (2017) 035003, [1704.05444].
- [434] D. Bečirević and O. Sumensari, *A leptoquark model to accommodate  $R_K^{\text{exp}} < R_K^{\text{SM}}$  and  $R_{K^*}^{\text{exp}} < R_{K^*}^{\text{SM}}$* , *JHEP* **08** (2017) 104, [1704.05835].
- [435] I. Doršner, S. Fajfer, D. A. Faroughy and N. Košnik, *The role of the  $S_3$  GUT leptoquark in flavor universality and collider searches*, 1706.07779.

- [436] N. Assad, B. Fornal and B. Grinstein, *Baryon Number and Lepton Universality Violation in Leptoquark and Diquark Models*, *Phys. Lett.* **B777** (2018) 324–331, [1708.06350].
- [437] L. Calibbi, A. Crivellin and T. Li, *A model of vector leptoquarks in view of the B-physics anomalies*, 1709.00692.
- [438] M. Bordone, C. Cornella, J. Fuentes-Martin and G. Isidori, *A three-site gauge model for flavor hierarchies and flavor anomalies*, *Phys. Lett.* **B779** (2018) 317–323, [1712.01368].
- [439] S. Davidson, D. C. Bailey and B. A. Campbell, *Model independent constraints on leptoquarks from rare processes*, *Z. Phys.* **C61** (1994) 613–644, [hep-ph/9309310].
- [440] I. Doršner, S. Fajfer, A. Greljo, J. F. Kamenik and N. Košnik, *Physics of leptoquarks in precision experiments and at particle colliders*, *Phys. Rept.* **641** (2016) 1–68, [1603.04993].
- [441] C. Biggio, M. Bordone, L. Di Luzio and G. Ridolfi, *Massive vectors and loop observables: the  $g - 2$  case*, *JHEP* **10** (2016) 002, [1607.07621].
- [442] C. Bobeth and A. J. Buras, *Leptoquarks meet  $\varepsilon'/\varepsilon$  and rare Kaon processes*, *JHEP* **02** (2018) 101, [1712.01295].
- [443] CMS collaboration, A. M. Sirunyan et al., *Search for third-generation scalar leptoquarks and heavy right-handed neutrinos in final states with two tau leptons and two jets in proton-proton collisions at  $\sqrt{s} = 13$  TeV*, *JHEP* **07** (2017) 121, [1703.03995].
- [444] BABAR collaboration, J. P. Lees et al., *Measurement of an Excess of  $\bar{B} \rightarrow D^{(*)} \tau^- \bar{\nu}_\tau$  Decays and Implications for Charged Higgs Bosons*, *Phys. Rev.* **D88** (2013) 072012, [1303.0571].
- [445] LHCb collaboration, R. Aaij et al., *Measurement of the ratio of branching fractions  $\mathcal{B}(\bar{B}^0 \rightarrow D^{*+} \tau^- \bar{\nu}_\tau) / \mathcal{B}(\bar{B}^0 \rightarrow D^{*+} \mu^- \bar{\nu}_\mu)$* , *Phys. Rev. Lett.* **115** (2015) 111803, [1506.08614].
- [446] BELLE collaboration, S. Hirose et al., *Measurement of the  $\tau$  lepton polarization and  $R(D^*)$  in the decay  $\bar{B} \rightarrow D^* \tau^- \bar{\nu}_\tau$* , *Phys. Rev. Lett.* **118** (2017) 211801, [1612.00529].
- [447] F. Feruglio, P. Paradisi and A. Pattori, *Revisiting Lepton Flavor Universality in B Decays*, *Phys. Rev. Lett.* **118** (2017) 011801, [1606.00524].
- [448] F. Feruglio, P. Paradisi and A. Pattori, *On the Importance of Electroweak Corrections for B Anomalies*, *JHEP* **09** (2017) 061, [1705.00929].
- [449] D. Buttazzo, A. Greljo, G. Isidori and D. Marzocca, *B-physics anomalies: a guide to combined explanations*, *JHEP* **11** (2017) 044, [1706.07808].
- [450] A. Greljo, G. Isidori and D. Marzocca, *On the breaking of Lepton Flavor Universality in B decays*, *JHEP* **07** (2015) 142, [1506.01705].

- [451] A. J. Buras, S. Jäger and J. Urban, *Master formulae for  $\Delta F = 2$  NLO QCD factors in the standard model and beyond*, *Nucl. Phys.* **B605** (2001) 600–624, [[hep-ph/0102316](#)].
- [452] S. P. Mikheyev and A. Yu. Smirnov, *Resonance Amplification of Oscillations in Matter and Spectroscopy of Solar Neutrinos*, *Sov. J. Nucl. Phys.* **42** (1985) 913–917.
- [453] L. Wolfenstein, *Neutrino Oscillations in Matter*, *Phys. Rev.* **D17** (1978) 2369–2374.
- [454] C. C. Nishi, *Simple derivation of general Fierz-like identities*, *Am. J. Phys.* **73** (2005) 1160–1163, [[hep-ph/0412245](#)].
- [455] Y. Takahashi, *THE FIERZ IDENTITIES*, in *PROGRESS IN QUANTUM FIELD THEORY* (H. Ezawa and S. Kamefuchi, eds.), pp. 121–132. North-Holland, 1986.
- [456] J. C. Romao and J. P. Silva, *A resource for signs and Feynman diagrams of the Standard Model*, *Int. J. Mod. Phys.* **A27** (2012) 1230025, [[1209.6213](#)].
- [457] M. E. Peskin and D. V. Schroeder, *An Introduction to Quantum Field Theory*. Addison-Wesley, Reading, USA, 1995.
- [458] P. Tanedo, *One-Loop MSSM predictions for  $B_{s,d} \rightarrow \ell^+ \ell^-$  at low  $\tan \beta$* , Master’s thesis, Durham University, 2009. <http://etheses.dur.ac.uk/2040/>. See also <https://www.physics.uci.edu/~tanedo/files/documents/TanedoMSc.pdf> for a non-scanned version.
- [459] M. Cirelli, E. Del Nobile and P. Panci, *Tools for model-independent bounds in direct dark matter searches*, *JCAP* **1310** (2013) 019, [[1307.5955](#)].
- [460] E. Gamiz, J. Shigemitsu and H. Trottier, *Four Fermion Operator Matching with NRQCD Heavy and AsQTad Light Quarks*, *Phys. Rev.* **D77** (2008) 114505, [[0804.1557](#)].
- [461] C. Monahan, E. Gámiz, R. Horgan and J. Shigemitsu, *Matching lattice and continuum four-fermion operators with nonrelativistic QCD and highly improved staggered quarks*, *Phys. Rev.* **D90** (2014) 054015, [[1407.4040](#)].
- [462] A. Alberti, P. Gambino, K. J. Healey and S. Nandi, *Precision Determination of the Cabibbo-Kobayashi-Maskawa Element  $V_{cb}$* , *Phys. Rev. Lett.* **114** (2015) 061802, [[1411.6560](#)].
- [463] K. G. Chetyrkin, J. H. Kuhn, A. Maier, P. Maierhofer, P. Marquard, M. Steinhauser et al., *Charm and Bottom Quark Masses: An Update*, *Phys. Rev.* **D80** (2009) 074010, [[0907.2110](#)].
- [464] PARTICLE DATA GROUP collaboration, C. Patrignani et al., *Review of Particle Physics*, *Chin. Phys.* **C40** (2016) 100001.

- [465] HPQCD collaboration, E. Gamiz, C. T. H. Davies, G. P. Lepage, J. Shigemitsu and M. Wingate, *Neutral B Meson Mixing in Unquenched Lattice QCD*, *Phys. Rev.* **D80** (2009) 014503, [0902.1815].
- [466] Y. Aoki, T. Ishikawa, T. Izubuchi, C. Lehner and A. Soni, *Neutral B meson mixings and B meson decay constants with static heavy and domain-wall light quarks*, *Phys. Rev.* **D91** (2015) 114505, [1406.6192].
- [467] PARTICLE DATA GROUP collaboration, “Semileptonic  $B$ -Hadron Decays, Determination of  $V_{cb}$ ,  $V_{ub}$ .”  
<http://pdg.lbl.gov/2017/reviews/rpp2017-rev-vcb-vub.pdf>.
- [468] I. Caprini, L. Lellouch and M. Neubert, *Dispersive bounds on the shape of anti- $B \rightarrow D^{(*)}$  lepton anti-neutrino form-factors*, *Nucl. Phys.* **B530** (1998) 153–181, [hep-ph/9712417].
- [469] C. G. Boyd, B. Grinstein and R. F. Lebed, *Constraints on form-factors for exclusive semileptonic heavy to light meson decays*, *Phys. Rev. Lett.* **74** (1995) 4603–4606, [hep-ph/9412324].
- [470] B. Grinstein and A. Kobach, *Model-Independent Extraction of  $|V_{cb}|$  from  $\bar{B} \rightarrow D^* \ell \bar{\nu}$* , *Phys. Lett.* **B771** (2017) 359–364, [1703.08170].
- [471] D. Bigi, P. Gambino and S. Schacht,  *$R(D^*)$ ,  $|V_{cb}|$ , and the Heavy Quark Symmetry relations between form factors*, *JHEP* **11** (2017) 061, [1707.09509].
- [472] F. U. Bernlochner, Z. Ligeti, M. Papucci and D. J. Robinson, *Tensions and correlations in  $|V_{cb}|$  determinations*, *Phys. Rev.* **D96** (2017) 091503, [1708.07134].
- [473] S. Jaiswal, S. Nandi and S. K. Patra, *Extraction of  $|V_{cb}|$  from  $B \rightarrow D^{(*)} \ell \nu_\ell$  and the Standard Model predictions of  $R(D^{(*)})$* , *JHEP* **12** (2017) 060, [1707.09977].