

---

Theses and Dissertations

---

Fall 2014

# Inhalation and dietary exposure to PCBS in urban and rural cohorts via congener-specific airborne PCB measurements

Matthew D. Ampleman  
*University of Iowa*

Copyright 2014 Matthew D. Ampleman

This thesis is available at Iowa Research Online: <https://ir.uiowa.edu/etd/1532>

---

## Recommended Citation

Ampleman, Matthew D.. "Inhalation and dietary exposure to PCBS in urban and rural cohorts via congener-specific airborne PCB measurements." MS (Master of Science) thesis, University of Iowa, 2014.  
<https://doi.org/10.17077/etd.b2lzm8bk>.

---

Follow this and additional works at: <https://ir.uiowa.edu/etd>



Part of the [Civil and Environmental Engineering Commons](#)

INHALATION AND DIETARY EXPOSURE TO PCBS IN URBAN AND RURAL  
COHORTS VIA CONGENER-SPECIFIC AIRBORNE PCB MEASUREMENTS

by

Matthew D. Ampleman

A thesis submitted in partial fulfillment  
of the requirements for the Master of  
Science degree in Civil and Environmental Engineering  
in the Graduate College of  
The University of Iowa

May 2014

Thesis Supervisor: Professor Peter S. Thorne

Graduate College  
The University of Iowa  
Iowa City, Iowa

CERTIFICATE OF APPROVAL

---

MASTER'S THESIS

---

This is to certify that the Master's thesis of

Matthew D. Ampleman

has been approved by the Examining Committee for the thesis requirement for the Master of Science degree in Civil and Environmental Engineering at the May 2014 graduation.

Thesis Committee: \_\_\_\_\_  
Peter Thorne, Thesis Supervisor

\_\_\_\_\_  
Keri Hornbuckle

\_\_\_\_\_  
Jerald Schnoor

To Rich and Beth Ampleman

We have an unknown distance yet to run, an unknown river to explore. What falls there are, we know not; what rocks beset the channel, we know not; what walls ride over the river, we know not. Ah, well! we may conjecture many things.

John Wesley Powell

*Report of the Exploration of the Colorado River of the West and Its Tributaries*

## ACKNOWLEDGMENTS

The utmost thanks goes to Professor Peter Thorne for adopting me into his lab group and providing a supportive, stimulating, first-class, and engaging work environment throughout my time at the University of Iowa. The research I performed under Professor Thorne, is part of Project 6 of the Iowa Superfund Basic Research Program and is funded by NIEHS grant # P42 ES013661. Canadian Total Diet Survey data was generously contributed by Dr. Thea Dawn and Dr. Don Forsyth of Health Canada, Bureau of Chemical Safety, Food Research Division.

Thanks as well to Professor Keri Hornbuckle and the researchers in her highly successful laboratory group, for providing me an opportunity to work with them. Special thanks to Andres Martinez for instruction on quantification and QA/QC methods, to Dingfei Hu for providing a large volume of data for Project 6, to Rachel Marek and Wenxin Koh for frequent consultation on all things PCBs, and to Nick Herkert and Bailey Hadnott for providing essential analysis and quantification both in and out of session. As the study coordinator, Jeanne DeWall played an essential role in project planning for my subset of the AESOP Study. Recognition goes to Jon Durst, who fulfilled essential functions in program coordination where others were unavailable.

Thank you to everyone who welcomed me to Iowa City and made my stay here a memorable and fulfilling experience. Everyone in the CEE master's office (and some in other offices) provided an uncommon camaraderie that has helped us all get through coursework and research with a smile. Thanks as well to the Trihawk Triathlon team for giving me an opportunity to train and travel with some world-class athletes and personalities. And final thanks to my friend Brittany Huhmann for helping me find housing, loving communities, and lots of fun events in Iowa City. Your dedication to your own work, your insistence on justice, and your intellectual curiosity are an inspiration to me in my work and life.

## ABSTRACT

Polychlorinated biphenyls (PCBs) are a group of 209 persistent organic pollutants, whose documented carcinogenic, neurological and respiratory toxicities are expansive and growing. Existing inhalation estimates demonstrate ubiquitous exposure to World Health Organization (WHO) indicator PCBs and limited other PCB congeners in North America and Europe. However, inhalation exposure estimates of most lower-chlorinated congeners are lacking, and continuing release of PCBs from urban areas demands location-specific assessments of PCB exposure in ambient air and contaminated environments. Using paired indoor and outdoor airborne PCB measurements and activity questionnaires from the AESOP Study, we assess congener-specific exposure rates for adolescent children and their mothers in East Chicago, Indiana and Columbus Junction, Iowa. Our cohorts of 129 (EC) and 135 (CJ) and our detection of 202 individual congeners and coelutions allows unprecedented quantification of congener-specific inhalation exposure, which we compare to dietary exposure using Total Diet Survey PCB concentrations.  $\Sigma$ PCB inhalation is greater for children than for their mothers in both locations, and is greater for East Chicago mothers and children than for Columbus Junction mothers and children, respectively. Schools attended by AESOP Study children have higher indoor PCB concentrations than do homes, and contribute to more than half of children's inhalation PCB exposure. Inhalation of the potentially neurotoxic congeners PCB 11, 40/41/71, and 51 was apparent among individuals at each location. Additional, congener-specific and biological inferences are possible via comparison with sera-based PCB concentrations for these cohorts.

## TABLE OF CONTENTS

LIST OF TABLES.....	vii
LIST OF FIGURES.....	viii
CHAPTER 1 INTRODUCTION.....	1
1.1 AESOP Study.....	3
CHAPTER 2 METHODS.....	7
2.1 Passive Air Sampling.....	8
2.2 Sample Preparation, Extraction, and Analysis.....	9
2.3 Quality Assurance and Quality Control.....	9
2.4 Inhalation Exposure.....	10
2.5 Dietary Exposure.....	12
2.6 Statistical Analysis.....	13
2.7 Ethics.....	14
CHAPTER 3 RESULTS.....	15
3.1 Inhalation Exposure.....	15
3.2 Indoor PCB Concentrations.....	17
3.3 Dietary Exposure.....	20
CHAPTER 4 DISCUSSION.....	21
CHAPTER 5 CONCLUSION, LIMITATIONS, AND FUTURE WORK.....	28
REFERENCES.....	30
APPENDIX A INDOOR PCB CONCENTRATIONS.....	35
APPENDIX B CONGENER-SPECIFIC DIETARY EXPOSURE ESTIMATES.....	39
APPENDIX C SAMPLE MASSES, METADATA, AND RECOVERIES.....	52



## LIST OF TABLES

Table 1-1 School and Community-level Data for CJ and EC Cohorts .....	6
Table 3-1 $\Sigma$ PCB Dietary and Inhalation Exposure by Location and Food Group ( $\mu\text{g}/\text{yr}$ ).....	17
Table 3-2 Congener-specific inhalation and dietary exposure by cohort.....	18
Table 3-3 Cosine theta analysis of congener profiles.....	19
Table 4-1 Review of inhalation exposure estimates for contaminated environments and ambient air.....	22
Table A-1 Indoor Air [PCB] at Homes ( $\text{pg m}^{-3}$ ).....	35
Table A-2 Indoor Air [PCB] at Schools ( $\text{pg m}^{-3}$ ).....	37
Table B-1 Congener-specific dietary exposure for East Chicago mothers.....	40
Table B-2 Congener-specific dietary exposure for East Chicago female children.....	42
Table B-3 Congener-specific dietary exposure for East Chicago male children.....	44
Table B-4 Congener-specific dietary exposure for Columbus Junction mothers.....	46
Table B-5 Congener-specific dietary exposure for Columbus Junction female children.....	48
Table B-6 Congener-specific dietary exposure for Columbus Junction male children.....	50
Table C-1 Individual sample masses, metadata, and recoveries.....	52

## LIST OF FIGURES

Figure 1-1 Sampling and analysis scheme for AESOP Study.....	4
Figure 1-2 Location of two cohorts: Columbus Junction, Iowa and East Chicago, Indiana....	5
Figure 3-1 Airborne [PCB] at AESOP Study homes .....	16
Figure 4-1 $\sum$ [PCB] vs. year of house construction for EC and CJ homes .....	26
Figure 4-2 PCB Concentration profiles for outlier households.....	27

## CHAPTER 1 INTRODUCTION

Polychlorinated biphenyls (PCBs) are a ubiquitous group of persistent organic pollutants with carcinogenic, neurological, and respiratory toxicity, and possible endocrine disrupting and immune-suppressing activity (Bonefeld-Jørgensen 2001, Cogliano 1998, Hansen 1998, Harper et al. 1995 Heilmann et al. 2010, Liu et al 2010, IACR 1987, Grandjean et al., 2001, Winneke et al., 1998). Toxicological studies demonstrating the dioxin-like properties of PCBs (Safe 1994, Giesy and Kannan 1998), and industrial accidents in Japan and Taiwan (Chen et al 1994; Erickson and Kaley 2011, WHO 1993), have led to reduced production and use of PCBs in many countries. Despite these actions, PCBs represent a persistent public health threat in indoor environments, because they were widely used in household sealants, paint plasticizers, wood finishes, flame retardants, light ballasts, and electrical capacitors in appliances (Hutzinger et al. 1974, Pomerantz 1978, Priha et al. 2005). PCBs also represent a public health threat in outdoor environments via legacy, industrial sources of contamination (e.g. Vorhees et al. 1997). These legacy sources have diminished in strength since the 1970's, but urban areas still represent an ongoing source of PCBs to aquatic environments and urban and rural airsheds (Cimsik et al. 1997, Wethington and Hornbuckle 2005).

Because of their low volatility and high octanol-water partition coefficients, PCBs preferentially associate with contaminated sediments and bioaccumulate through aquatic food chains (Hutzinger et al. 1974). Accordingly, studies of dietary PCB exposure have historically taken precedence over investigations into dermal and inhalation exposure (Currado et al. 1998, Duarte-Davidson and Jones 1994). However, airborne emissions from new and legacy sources can lead to inhalation exposure at levels comparable to, and sometimes higher than, estimated

dietary exposure (Currado et al. 1998, DeCaprio 2005, Harrad et al 2006, Norstrom et al. 2010). Of the 209 PCB congeners, the lower-chlorinated (largely mono-, di-, tri-, and tetra-chlorinated) are those which have the greatest volatility and are expected to be inhaled in the greatest amounts (Norstrom et al. 2010). There is also rising evidence that many lower-molecular weight congeners are mutagenic and tumor promoting (PCB 3, 15, 52, 77, Espandiari 2003, Lehman 2006), endocrine disrupting (Pliskova et al. 2005), and more strongly agonistic towards some receptors as higher-chlorinated congeners (Cheek et al. 2009). However, these lower-chlorinated congeners are often neglected in estimates of inhalation exposure.

$\Sigma$ PCB Inhalation exposure has been estimated on a limited basis for residential, school, and other public environments, via indoor air (Harrad et al 2006, Xing et al 2011) and plasma PCB concentrations (Gabrio et al., 2000; Johansson et al., 2003; Knobeloch et al., 2012; Liebl et al., 2004; Meter et al., 2013; Schettgen et al., 2012; Schwenk et al., 2002). These estimates are generally lacking for North American urban environments. Many of the published, non-North American estimates are also restricted to WHO indicator congeners (PCB 28, 52, 101, 138, 153, and 180) and dioxin-like PCBs. Lower-chlorinated congeners (e.g. mono- through penta-) are especially under-represented, despite their greater likelihood of occurring in gas phases. Furthermore, the reliance on plasma PCB concentrations is likely to under-estimate the inhalation of these lower-chlorinated congeners, because they are rapidly metabolized and removed after inhalation (Hu et al. 2012). In summary, the residual presence of these lower-chlorinated PCBs in home environments, and the existence of legacy contaminants from industrial sources, poses a largely unquantified public health threat to many residential areas.

Here we estimate inhalation exposure in urban and rural environments for 204 congeners via indoor and outdoor air concentrations at schools and homes. This congener-specific

approach, and the breadth of sampling performed under the AESOP Study (Airborne Exposure to Semi-volatile Organic Pollutants) allow a unique and unprecedented view of airborne PCB exposure for epidemiologically-relevant populations in East Chicago, Indiana (EC) and Columbus Junction, Iowa (CJ). With this data set, we aim to determine: the congener-specific and  $\Sigma$ PCB inhalation exposure rates for individuals in both locations; the relative importance of school, home, and outdoor environments to inhalation exposure; the comparability of inhalation exposure and dietary exposure; and the effect of home conditions (e.g. AC use, house age) on congener-specific indoor home concentrations. We hypothesize that individuals in EC will have greater inhalation exposure than individuals in CJ. Concurrent research into plasma PCB and PCB metabolite concentrations for the same individuals (e.g. Marek et al. 2013) provides the opportunity to assess an additional hypothesis: that rates of inhalation exposure will correlate with higher blood-borne PCB concentrations. This may be especially true for lower chlorinated congeners, which are more likely to be inhaled than ingested in large amounts.

### AESOP Study

Inhalation exposure estimates provided here are derived from the comprehensive AESOP Study (Fig 1-1), whose purpose is to systematically evaluate population-level exposure to semi-volatile organic pollutants, mainly PCBs, in East Chicago and the Columbus Community School District near Columbus Junction. The purpose of these exposure assessments is, in part, to evaluate the effect of a navigational dredging project on the PCB-contaminated Indiana Harbor & Shipping Canal. Beginning in 2012 and continuing for a period of 40 years, the U.S. Army Corps of Engineers will dredge and transport 3.5 million cubic meters of contaminated sediment,

disposing of those materials into a combined disposal facility directly adjacent to East Chicago Junior High and East Chicago Central High School. The combined activities of the dredging project have the potential to increase PCB exposure at both houses and schools in the surrounding community.

To evaluate exposure, cohorts of 61 (EC) and 63 (CJ) mother-child pairs who breathe air in these environments have been enrolled in the AESOP Study through junior high or middle schools (Table 1-1). Comprehensive passive air sampling at these participants' homes and schools has occurred on a quarterly basis since 2008. Serum samples and demographic, activity, occupational, and dietary questionnaires have been collected on a yearly basis by trained field staff. The sampling and analysis scheme for the Study is illustrated in further detail in Fig 1-1 and explained in the following text. This limited longitudinal, stratified cross-sectional study allows unprecedented congener-specific quantifications of human exposure to airborne PCBs, including congeners not commonly measured elsewhere.

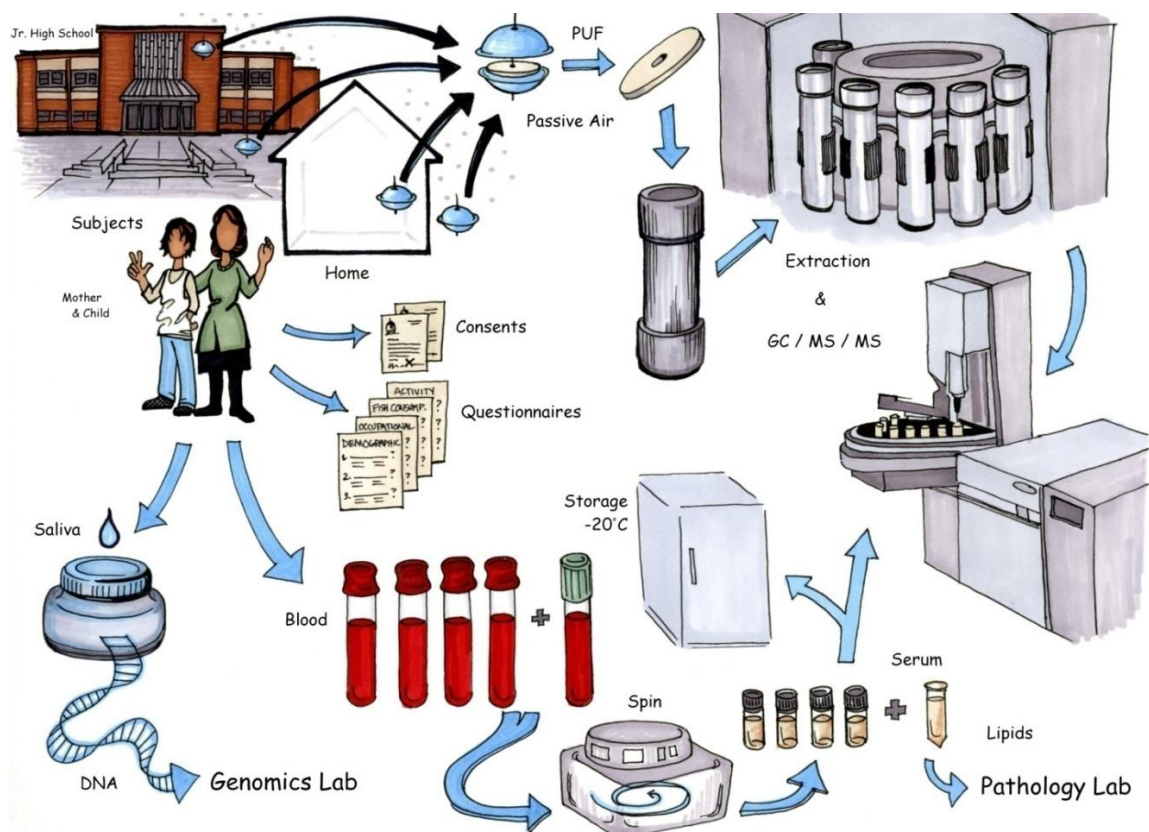


Figure 1-1 Sampling and analysis scheme for AESOP Study. Source: Jeanne DeWall

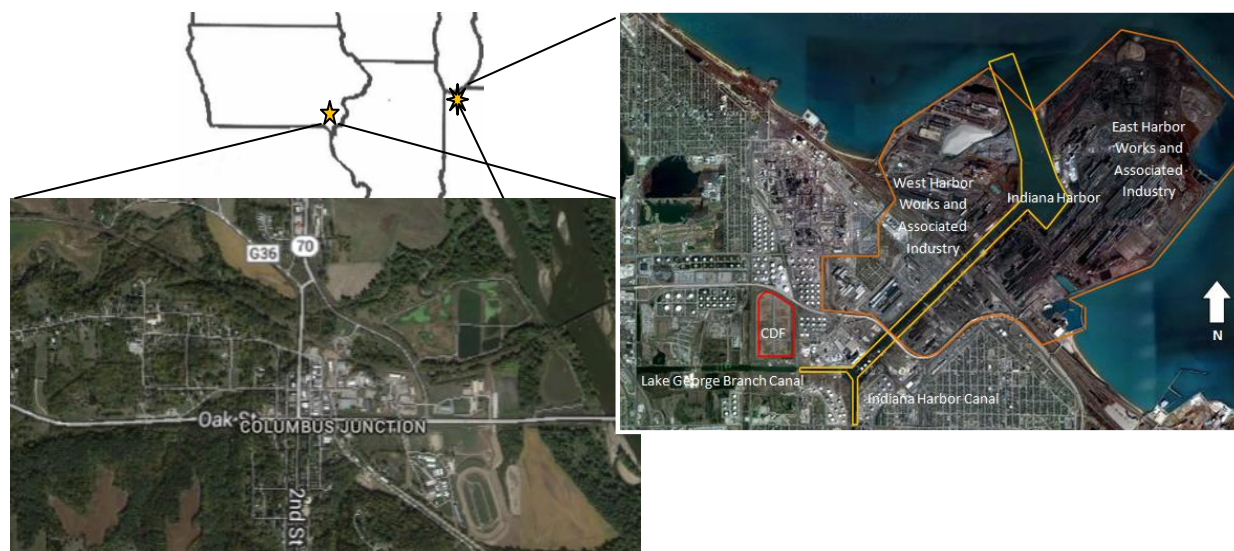


Figure 1-2 Location of cohorts. The East Chicago map is annotated with industrial areas, canals, and a combined disposal facility (CDF). Image copyright 2012 Google, Digital Globe, GeoEye.

Table 1-1 School and Community-level Data for CJ and EC Cohorts.

Community	<b>East Chicago</b>		<b>Columbus Junction</b>
School of Enrollment	West Side Middle School	Block Middle School	Columbus Community Middle School
Participants (children) enrolled	129 (66)		135 (74)
Grades	6-8	7-8	6-8
Year Built*	1976	1968	1918
Academic Enrollment	497	493	237
Free/Discounted Lunch	82%	81%	63%
Ethnicity			
Hispanic	52.1%	42.0%	61.6%
White (non-Hispanic)	3.6%	0.4%	37.6%
African American	43.5%	56.0%	0.8%
Multirace/other	0.8%	1.6%	0%

\*East Chicago Central High School was built in 1986. Columbus High School in Columbus Junction was built in 1961.



## CHAPTER 2 METHODS

Inhalation exposure was modeled for 74 mothers and 74 children enrolled in the AESOP Study, living in EC (33 mother-child pairs) and CJ (41 mother child pairs). CJ has no known significant sources of PCBs and a population of less than 2,000 individuals. EC is an impoverished community in the Greater Chicago Metropolitan Area whose historic industrial activities have created potentially strong environmental sources of PCBs. These modeled subsets of the AESOP cohorts were selected based on the availability of 2012 passive air samples that were deployed for what was considered the optimal sampling period (i.e.  $90 \pm 14$  days). As described below, passive air sampling methodology (Bartkow 2005, Shoeib and Harner 2002) was employed at all households and schools on a continuous basis for measurement of 204 congeners. Air at each enrolled household and at 5 schools was sampled every 90 days (households) or every month (schools). Schools are known to often have elevated levels of PCBs, depending on their year and method of construction and subsequent renovations (Thomas et al. 2012), and we considered it necessary to include school-based exposure in our model.

Mother-child pairs were enrolled in the study at junior high and middle schools. Each mother-child pair assented and consented to quarterly collection of polyurethane foam (PUF) passive air samples from inside and outside of homes and to yearly visits by field staff for blood draws and questionnaires. Methods for human sera sample collection and analysis are described elsewhere (Marek et al 2013). Children began the study as students enrolled at junior high schools, and they end their involvement in the study upon completion of high school.

## Passive Air Sampling

We used passive air samplers (PAS) to measure PCB concentrations at schools and homes. These low-cost, versatile samplers have been developed to sample a range of volatile compounds (Joward et al. 2004). In short, PAS collect PCBs on polyurethane foam (PUF) disks from the gas and particulate phase, as determined by the molecular diffusivity of these airborne species, chemical phase equilibria, and deposition kinetics. These first-principle factors determine the sampling rate across the PUF, which we empirically model using wind speed, wind direction, temperature, and air pressure (Petrich et al. 2013). Based on these parameters, congener-, time-, and location-specific sampling rates have been modeled for this study using the methodology described by Petrich et al. (2013). This method improves upon the typical practice of relying solely on deuration compounds for calibration, which may not have the desired spatial-, temporal-, or congener-specific resolution (Persoon et al. 2009). Spatially-averaged,  $\sum$ PCB sampling rates can also be established for indoor (e.g.  $2.6 \text{ m}^3 \text{ d}^{-1}$ ) and outdoor ( $6.2 \text{ m}^3 \text{ d}^{-1}$ ) environments using deuration compounds (Persoon et al. 2009). Because of their long deployment period and greater PCB masses, PAS sampling allows for more accurate determination of  $\sum$ PCB and congener-specific airborne concentrations. Additionally, the low cost of PAS materials and methodology allows for high resolution sampling at large spatial and temporal scales, providing the opportunity to document inhalation exposure for statistically significant sample sizes.

## Sample Preparation, Extraction, and Analysis

Before each sample deployment PUF disks were cleaned using a Soxhlet extraction of hexane (24 h) followed by acetone (24 h). To prevent uptake of PCBs during transit and storage, each PUF disk was refrigerated (at -20°C) and wrapped in aluminum foil before and after deployment. After deployment, samples were spiked with surrogate standards (50 ng of PCB 14, 100 ng of PCB 65D and 150 ng of PCB 166) and then extracted via pressurized fluid (Dionex ASE-300), using pesticide grade hexane as described by Persoon and Hornbuckle (2009). Extracts were concentrated to 0.5 mL (Caliper TurboVap II) and finally spiked with internal standards (20 ng of PCB 30D and PCB 204) before analysis. Deuterated standards were obtained from CDN Isotopes (Quebec, Canada), and non-deuterated standards from AccuStandard (New Haven, USA). All samples were analyzed for 205 congeners, with a modified EPA Method 1668A on Tandem Mass Spectrometry (GC-MS/MS, Agilent 6890N Quattro Micro GC, Waters Micromass MS Technologies) using multiple reaction monitoring mode. With these methods, we were able to quantify 202 PCB congeners (122 unique congeners and 80 detected as coelutions). Four congeners were detected as coelutions of internal standards, while a remaining 3 congeners were undetected.

## Quality Assurance and Quality Control

PCBs can be lost from samples during the extraction process. To correct for this loss, air concentrations were adjusted by surrogate standards' % recoveries, as calculated relative to reference standards. These sample-specific recoveries ensure that within-batch or across-batch

variation does not affect the accuracy of the extraction-loss corrections. Additionally, laboratory blanks were measured in each batch for verification that PCBs were not introduced during handling and extraction. Field blanks, finally, were used to establish limits of quantification (LOQs) under field conditions and to verify that PCBs were not introduced during sample preparation, transfer, and storage.

Surrogate standards' recoveries averaged  $68 \pm 3\%$  (PCB 14),  $70 \pm 3\%$  (PCB 65D), and  $77 \pm 3\%$  (PCBs 166/128) for the Waters TQ-MS and  $71 \pm 4\%$  (PCB 14),  $106 \pm 7\%$  (PCB 65D), and  $94 \pm 0.07\%$  (PCBs 166/128) for the Agilent TQ-MS. Any samples with recoveries below 50% or above 150% for any surrogate standard were re-analyzed before use in this data set.  $\Sigma$ PCB mass for all lab and field blanks averaged 4.53 ng and 21.7 ng respectively. The 16 field blanks, used to validate that sampling was clean, had  $\Sigma$ PCB masses of  $16.2 \pm 10.9$  ng per PUF, representing 1.9% of the average  $\Sigma$ PCB mass for all air samples. Eleven (11) congeners had blank averages  $>10\%$  of the average sample mass, but these were uncommon congeners where the sample mass was low, representing  $<0.38\%$  of the  $\Sigma$ PCB mass for all air samples. Congener-specific LOQs were measured by taking the 95% confidence interval ( $\text{mean} + 2 \times \text{SD}$ ) of the field blank data. Most of the congener LOQs were  $<0.5$  ng. Variable contamination of blanks by congeners 90/101/113, 95, and 172 revealed random, low-level contamination that did not affect interpretations of the data set.

## Inhalation Exposure

Inhalation exposure for these cohorts is modeled as the time-integrated product of airborne PCB concentrations and published inhalation rates for children and adults:

$$\text{Eq 1} \quad \text{Exp}_{PCB_j} = \sum_{i=1}^4 T_i \times Q \times [PCB_j] [=](\mu g \text{ yr}^{-1})$$

Where  $T_i$  is the time spent in location  $i$  in hours per year;  $Q$  is the typical inhalation rate in  $\text{m}^3 \text{d}^{-1}$  for a teenager ( $15 \text{ m}^3 \text{d}^{-1}$ ) or an adult ( $16 \text{ m}^3 \text{d}^{-1}$ ) (USEPA 1997); and  $[PCB_j]$  ( $\text{ng m}^{-3}$ ) is the PAS-measured airborne concentration of the PCB- $j$ . The four locations for which exposure is modeled include indoor ( $i=1$ ) home environments, ( $i=2$ ) indoor school environments, ( $i=3$ ) all outdoor environments, and ( $i=4$ ) all other environments. This final category includes time spent at mothers' and children's workplace environments, where applicable.

Direct measurements provide PCB concentrations used for all indoor home environments and indoor school environments. The airborne concentrations for outdoor environments are estimated using the average concentrations for all outdoor samples deployed in each respective city ( $n=55$  for CJ,  $\sim 40$  for EC). The inhaled concentrations for the last category, other environments, are estimated using the average concentrations for all home-based indoor samples in each respective city ( $n\sim 65$  for CJ,  $\sim 48$  for EC). These imputed values for outdoor and other exposure environments represent 29% (EC) and 28% (CJ) of respondent's time. All other time (71% and 72%, respectively) is covered by direct measurements, thereby minimizing exposure misclassification.

Participants' time spent in each of these four environments was determined from activity questionnaires administered by trained, bilingual field staff in the subjects preferred language (English or Spanish). These questionnaires are completed yearly by enrolled individuals and provide responses unique to each calendar season. (Winter represents the months Dec-Feb. Spring: Mar-May. Summer: Jun-Aug. And Fall: Sep-Nov.) Each complete survey was then verified by field staff to cover 24 hours for weekend days and weekdays, separately and summed

for complete coverage of a typical 168 hour week. Additional questionnaires covering fish consumption, work history, and information about participants residences are administered yearly through the AESOP Study, allowing additional variables to be controlled when evaluating inhalation exposure. Alternatively, behaviors identified in these surveys (e.g. opening windows or running air conditioning) can be tested for potential effects on indoor PCB concentrations.

### Dietary Exposure

Dietary Exposure to PCBs was modeled using population-average food consumption rates for the U.S. population (Bowman et al. 2013), multiplied by the average PCB concentration in canned, marine, and freshwater food products (Forsythe and Rhea, unpublished data) from the Canadian Total Diet Survey (TDS). The TDS is the most comprehensive, congener-specific dataset documenting PCB concentrations in major food supplies in North America, and specifically the Great Lakes Region. Data for 33 to 40 detected congeners is available for 34-39 food categories, as measured in one rotating Canadian city annually from 1992 to 2002. Canadian TDS data from Toronto (1996) and Winnipeg (1994) (40 congeners, food groups identified in Table B-1) were used as the geographically closest proxies to East Chicago, and Columbus Junction<sup>1</sup>, respectively.

The extraction, clean up, data acquisition and QA/QC measures of the Canadian TDS between 1992 and 2002 are generally as described in Newsome et al (1998). In brief, foods were collected from supermarkets, prepared as for consumption, and composited into categories. Each composite sample was spiked with internal standards before being extracted with acetone:

---

<sup>1</sup> Columbus Junction is approximately equidistant from Toronto and Winnipeg, based on ground distance. Winnipeg was chosen as a proxy for Columbus Junction because of its geographical context (i.e. Great Plains rather than Great Lakes) and more agriculture-based economy relative to Toronto.

hexane (2:1 v/v). Lipids were removed from extracts via acid digestion and/or gel permeation chromatography, and extracts were further cleaned using adsorption chromatography with Florisil. PCBs were quantified using a Fisons 8000 series gas chromatograph, coupled to a Fisons Instrument Auto Spec Ultima mass spectrometer or a Hewlett Packard 5890 Series II coupled to a VG Auto Spec Q. Positive electron ionization (EI) in selected ion monitoring (SIM) served as the mode of quantification, achieving a resolution of  $\geq 2,000$  counts. This method allowed detection of 33-40 congeners, with a method quantification limit  $\leq 25$  pg g<sup>-1</sup> sample for most congeners (Newsome et al 1998).

### Statistical Analysis

Student's t-test was used to evaluate statistical differences between demographically-different populations and location-specific (e.g. homes vs. schools; EC vs. CJ) air samples. All populations met assumptions of log-normality. A paired student's t-test was used to evaluate children's exposure vs. mother's exposure in the same location, as mother-child pairs have analogous exposures. Low sample sizes for schools (n=18 across for EC schools, n=11 across to CJ schools) decrease the power for comparisons between schools in EC vs. CJ or between schools and homes in a given location. This limitation is counteracted by the large observed difference in concentrations measured at schools vs. homes.

Cosine theta ( $\cos \theta$ ) analysis was used to compare PCB congener profiles for indoor air. This method evaluates the angle between two multivariate vectors, i.e. two PCB congener profiles interpreted as mass percent, on a scale of 0 to 1. Lower  $\cos \theta$  values indicate dissimilar congener profiles, while a  $\cos \theta$  value of 1 indicates identical congener profiles (Davis, 1986).

## Ethics

Participants' exposure was not changed by their involvement in the study. Consent from all adults and children and assent for all children was obtained before their enrollment in the study. All aspects of the AESOP Study have been approved by the Institutional Review Board at the University of Iowa.



## CHAPTER 3 RESULTS

Modeled inhalation exposure results are presented in Table 3-1 for mothers and children in both study locations. Mean inhalation exposure is greater for EC children ( $17.39 \pm 2.3 \mu\text{g yr}^{-1}$ ) than for CJ children ( $10.35 \pm 1.0 \mu\text{g yr}^{-1}$ ) ( $p < 0.01$ ), and is greater for EC mothers ( $11.90 \pm 3.0 \mu\text{g yr}^{-1}$ ) than CJ mothers ( $6.05 \pm 2.0 \mu\text{g yr}^{-1}$ ) ( $p < 0.01$ ). These disparities between inhalation exposure for EC residents and CJ residents are more pronounced for mid-MW congeners, such as PCB 110/115, which are about 6 times more concentrated in EC homes' indoor air ( $0.146 \pm 0.086 \text{ ng m}^{-3}$ ) than CJ homes' indoor air ( $0.025 \pm 0.009 \text{ ng m}^{-3}$ ) (Fig 3-1).

Lower-MW congeners represent the majority of total PCB inhalation exposure (Table 3-2). In EC, inhalation exposure for mothers and children is greatest for the coeluted congeners 40, 41, 42, and 71 ( $1.37 \mu\text{g yr}^{-1}$  for children and  $1.54 \mu\text{g yr}^{-1}$  for mothers). EC children also inhale the coeluted congeners 43, 52, and 73 at a rate of  $1.35 \mu\text{g yr}^{-1}$ , and the non-aroclor PCB 11 at a rate of  $1.00 \mu\text{g yr}^{-1}$ . EC mothers inhale PCB 11 at a rate of  $1.06 \mu\text{g yr}^{-1}$ . Inhalation exposure for CJ children is greatest for the coeluted congeners 43, 52, and 73 ( $1.12 \mu\text{g yr}^{-1}$ ). We estimate that PCB 52 represents >97% of this coelution for these individuals and is being inhaled at a rate of  $1.09 \mu\text{g yr}^{-1}$ . Inhalation exposure for CJ mothers is greatest for PCB 8 ( $0.78 \mu\text{g yr}^{-1}$ ). East Chicago mothers and children also inhale the non-aroclor, PCB 11 at rates of  $0.46 \mu\text{g yr}^{-1}$  and  $0.64 \mu\text{g yr}^{-1}$ , respectively.

For both EC and CJ, mean inhalation exposure is greater for children than for mothers ( $p < 0.01$ ). This significant difference is driven by the greater  $\Sigma\text{PCB}$  concentration in schools than in homes (Fig 3-1), and the greater amount of time that children spend in school

environments compared to their mothers. For EC children and CJ children, respectively, an estimated 54% and 48% of PCB inhalation exposure occurred inside schools

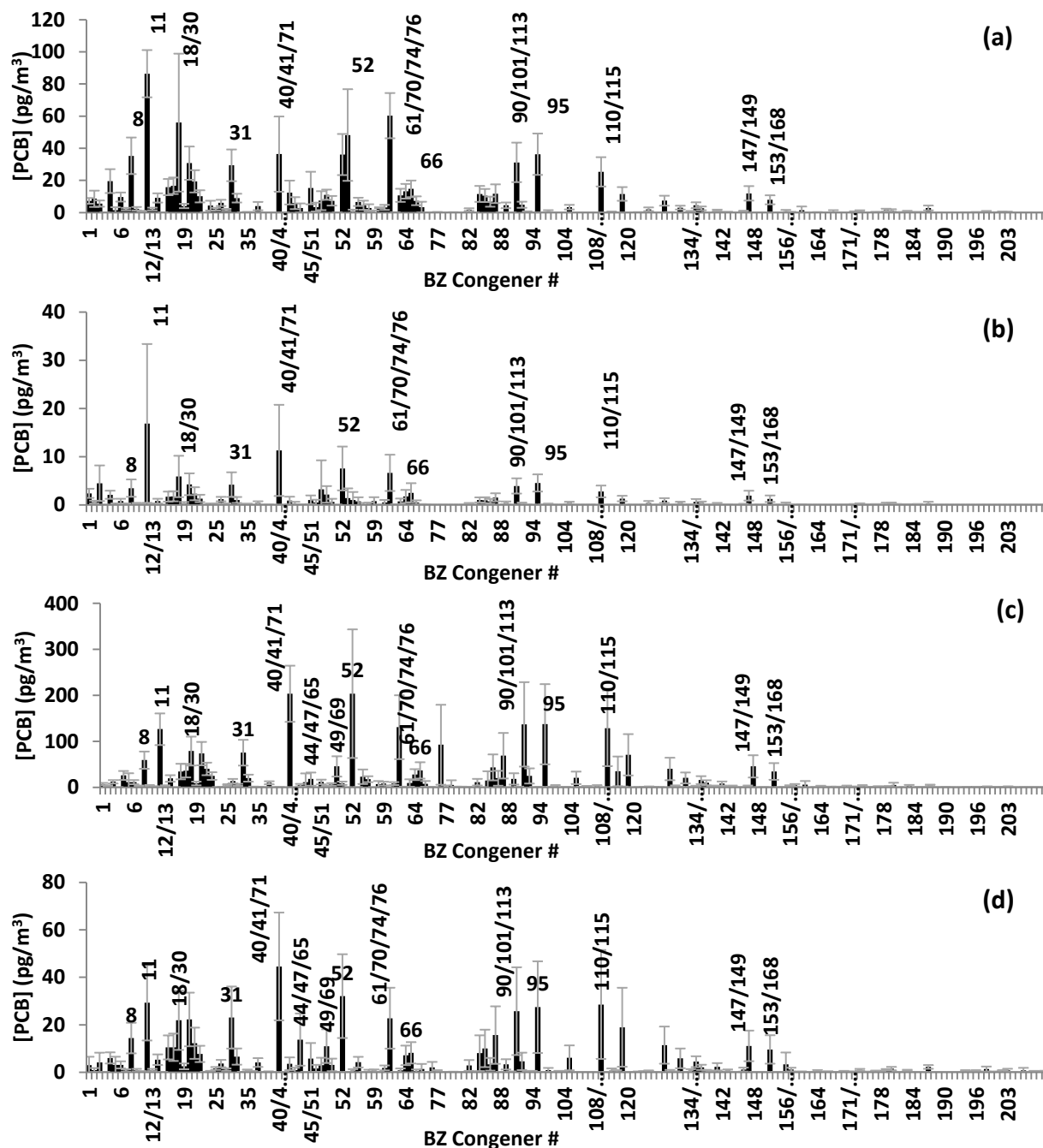


Figure 3-1 Average airborne [PCB] at AESOP Study homes (a) indoors Columbus Junction,  $n = 38$   $\Sigma$ [PCB] =  $1,100 \pm 300$   $\text{pg m}^{-3}$  (b) outdoors Columbus Junction,  $n = 37$   $\Sigma$ [PCB] =  $130 \pm 40$   $\text{pg m}^{-3}$  (c) indoors East Chicago,  $n = 33$   $\Sigma$ [PCB] =  $2,300 \pm 800$   $\text{pg m}^{-3}$  (d) outdoors East Chicago,  $n = 33$   $\Sigma$ [PCB] =  $540 \pm 280$   $\text{pg m}^{-3}$ . All concentrations derived from Harner passive air samplers deployed for ~90 days and PCB masses measured via triple-quad GC-MS/MS.

Table 3-1  $\Sigma$  PCB Inhalation and Dietary Exposure by Location and Food Group ( $\mu\text{g}/\text{yr}$ )

Cohort	Total Inhalation Exposure	Inhalation Exposure by Location				Total Dietary Exposure	Dietary Exposure by Food Group			
		Home	School	Outdoor	Other		Dairy	Meat	Fish	Other †
EC Mothers	11.90	8.25	0.80	0.52	2.73	82.94	17.96	34.55	15.10	15.32
EC Female Children	17.39	6.16	8.35	0.53	2.27	71.19	20.70	29.94	5.033	15.50
EC Male Children	17.39	6.16	8.35	0.53	2.27	108.37	31.33	47.72	11.07	18.23
CJ Mothers	6.05	4.31	0.94	0.09	0.88	54.20	19.48	12.47	18.57	3.66
CJ Female Children	10.35	3.34	5.70	0.07	1.21	43.20	24.27	9.77	6.19	2.96
CJ Male Children	10.35	3.34	5.70	0.07	1.21	71.34	34.90	18.45	13.62	4.36

† Includes butter, fats and oils, margarine, and eggs, but excludes oils' contribution to exposure for Columbus Junction individuals. No data were available for this food group/location. Congener-specific dietary exposure estimates provided in Table A-3.

(Table 3-1). In contrast, for EC mothers and CJ mothers, respectively, an estimated 69% and 87% of PCB inhalation exposure occurred inside homes (Table 3-1). Outdoor environments represented less than 14% of total inhalation exposure for all enrolled participants (Table 3-1). Participants spent <3 to 4 hours per day in these outdoor environments. Furthermore,  $\Sigma$ PCB concentrations in these outdoor environments ( $1.040 \text{ ng m}^{-3}$  in EC,  $0.148 \text{ ng m}^{-3}$  in CJ) were consistently lower than PCB concentrations in both homes and schools (Fig 3-1).

#### Indoor PCB Concentrations

Mean  $\Sigma$ PCB indoor air concentrations for EC homes ( $2.50 \pm 0.83 \text{ ng m}^{-3}$ ) were significantly higher ( $p < 0.05$ ) than mean  $\Sigma$ PCB indoor air concentrations for CJ homes ( $1.14 \pm 0.40 \text{ ng m}^{-3}$ ). One outlier home in EC, 61115, had  $\Sigma$ PCB indoor air concentrations of  $191.8 \pm 126.2 \text{ ng m}^{-3}$ . Three outlier homes in CJ, 62014, 62072, and 62114, had  $\Sigma$ PCB indoor air concentrations of ( $10.3 \pm 2.0 \text{ ng m}^{-3}$ ), ( $14.7 \pm 0.7 \text{ ng m}^{-3}$ ), and ( $16.9 \text{ ng m}^{-3}$ ,  $n=1$ ), respectively. PCB inhalation exposure for individuals in these homes was ~50 times (61115) and

Table 3-2 Congener-specific inhalation and dietary exposure by cohort for the 95 most-abundant congeners (diet + inhalation)

Congener	EC Mother		EC Children			CJ Mother		CJ Children		
	Inhalation	Diet <sup>§</sup>	Inhalation	♂ Diet	♀ Diet	Inhalation	Diet	Inhalation	♂ Diet	♀ Diet
SUM	11.90	82.94	17.39	108.3	71.19	6.05	54.20	10.35	71.34	43.20
1	0.06	---	0.14	---	---	0.17	---	0.15	---	---
3	0.13	---	0.22	---	---	0.34	---	0.23	---	---
4	0.23	---	0.37	---	---	0.40	---	0.82	---	---
5	0.10	---	0.11	---	---	0.04	---	0.02	---	---
6	0.11	---	0.18	---	---	0.24	---	0.18	---	---
8	0.49	---	0.77	---	---	0.78	---	0.64	---	---
11	1.06	---	1.00	---	---	0.46	---	0.61	---	---
15	0.17	---	0.25	---	---	0.22	---	0.16	---	---
16	0.31	---	0.39	---	---	0.19	---	0.19	---	---
17	0.32	---	0.40	---	---	0.21	---	0.21	---	---
18/30	0.57	---	0.70	---	---	0.46	---	0.49	---	---
19	0.09	---	0.11	---	---	0.06	---	0.06	---	---
20/28 (28)	0.61	5.30	0.79	7.04	5.00	0.31	2.41	0.34	3.48	2.19
21/33 (33)	0.33	2.72	0.45	3.82	2.56	0.17	0.92	0.19	1.43	0.89
31	0.54	---	0.72	---	---	0.28	---	0.33	---	---
32	0.17	---	0.21	---	---	0.10	---	0.10	---	---
37	0.09	1.32	0.10	1.79	1.26	0.03	0.55	0.03	0.98	0.62
(41)	0.00	2.55	0.00	3.38	2.18	0.00	1.35	0.00	2.02	1.23
40/41/42/71	1.37	0.59	1.54	0.76	0.56	0.29	0.17	0.26	0.28	0.17
43/52/73 (52)	0.57	2.76	1.35	3.60	2.17	0.35	1.67	1.12	2.19	1.28
44/47/65 (44)	0.00	1.98	0.00	2.64	1.65	0.00	1.10	0.00	1.59	0.96
49/69 (49)	0.21	1.89	0.36	2.47	1.66	0.11	0.93	0.25	1.29	0.78
60	0.04	1.87	0.06	2.54	1.62	0.01	1.62	0.02	2.57	1.61
61/70/74/76 (74)	0.46	2.77	0.96	3.76	2.50	0.39	1.90	0.65	2.93	1.84
64	0.12	---	0.21	---	---	0.06	---	0.12	---	---
66	0.17	3.16	0.29	4.11	2.65	0.08	2.18	0.15	3.39	2.12
77	0.00	---	0.00	---	---	0.00	---	0.00	---	---
81	0.00	---	0.00	---	---	0.00	---	0.00	---	---
86/87/97/109/119/125 (87)	0.16	2.20	0.56	2.80	1.88	0.07	1.47	0.19	1.99	1.18
90/101/113 (90)	0.25	3.48	0.94	4.24	2.58	0.17	2.67	0.54	3.53	2.04
95	0.32	---	0.98	---	---	0.18	---	0.61	---	---
83/99 (99)	0.07	4.44	0.06	5.90	3.91	0.03	2.83	0.02	3.76	2.32
105 (105)	0.04	2.25	0.13	3.07	1.99	0.02	1.64	0.05	2.24	1.40
107/123	0.00	---	0.00	---	---	0.00	---	0.00	---	---
108/123	0.00	---	0.00	---	---	0.00	---	0.00	---	---
110/115 (110)	0.22	8.80	0.79	11.2	7.15	0.13	6.45	0.38	8.63	5.06
112	0.00	---	0.00	---	---	0.00	---	0.00	---	---
114	0.00	---	0.00	---	---	0.00	---	0.00	---	---
118 (118)	0.12	6.54	0.45	8.99	5.83	0.07	4.78	0.19	6.64	4.17
(128)	---	1.77	---	2.30	1.63	---	0.78	---	0.93	0.56
129/138/163 (129)	0.06	0.36	0.05	0.45	0.37	0.00	0.05	0.00	0.05	0.03
129/138/160/163 (138)	0.00	6.83	0.00	8.84	5.74	0.03	5.00	0.03	5.96	3.60
135/151	0.05	0.68	0.15	0.73	0.44	0.03	0.66	0.08	0.66	0.35
136	0.03	0.44	0.08	0.54	0.40	0.01	0.18	0.04	0.21	0.11
137	0.00	0.40	0.00	0.53	0.37	0.00	0.22	0.00	0.29	0.18
141	0.01	0.77	0.01	0.94	0.68	0.00	0.36	0.00	0.40	0.22
147/149	0.12	---	0.35	---	---	0.08	---	0.20	---	---
153/168	0.07	7.33	0.06	9.38	6.09	0.04	5.56	0.03	6.54	3.94
156/157 (156)	0.00	0.68	0.01	0.91	0.61	0.00	0.49	0.00	0.65	0.40
(157)	---	0.23	---	0.30	0.22	---	0.06	---	0.06	0.03
170	0.00	1.23	0.00	1.66	1.08	0.00	0.71	0.00	0.85	0.52
180/193 (180)	0.01	3.07	0.02	4.03	2.62	0.01	1.90	0.02	2.22	1.32
(193)	---	0.18	---	0.22	0.16	---	0.08	---	0.07	0.04
183	0.00	0.84	0.00	1.11	0.71	0.00	0.58	0.00	0.65	0.38
185	0.00	0.19	0.00	0.23	0.18	0.00	0.03	0.00	0.03	0.01
187	0.02	1.13	0.04	1.22	0.76	0.02	1.17	0.04	1.09	0.58
189	0.00	0.03	0.00	0.04	0.03	0.00	0.01	0.00	0.01	0.01
191	0.00	0.12	0.00	0.16	0.13	0.00	0.01	0.00	0.01	0.01
194	0.00	0.40	0.00	0.53	0.36	0.00	0.25	0.00	0.28	0.16
201	0.00	0.52	0.00	0.63	0.41	0.00	0.53	0.00	0.49	0.26
203	0.00	0.52	0.00	0.70	0.46	0.00	0.39	0.00	0.44	0.26
206	0.00	0.28	0.00	0.39	0.27	0.00	0.23	0.00	0.21	0.11

‡ Where coelutions for inhalation and dietary data do not match, the latter are reported in parentheses. § Dashed lines indicate the elution was not measured.

~20 times (62114, 62072, 62014) greater than the mean PCB inhalation exposure in EC, and CJ, respectively.

$\Sigma$ PCB indoor air concentrations for outlier homes in both locations demonstrated congener distributions that appeared to be different from non-outliers (Table 3-3). The  $\cos \theta$  for all EC non-outliers, compared to the mean congener profile is  $0.83 \pm 0.03$ , while the  $\cos \theta$  for household 61115, compared to the median congener profile is 0.72 (Table 3-3). Similarly, the  $\cos \theta$  for all CJ non-outliers, compared to the median congener profile is  $0.81 \pm 0.06$ , while the  $\cos \theta$  for household 62072, compared to the median congener profile is 0.52.

The mean  $\Sigma$ PCB indoor air concentrations at EC schools ( $13.84 \pm 3.34 \text{ ng m}^{-3}$ , n=14) is higher than ( $p < 0.05$ ) the mean  $\Sigma$ PCB indoor air concentrations at CJ schools ( $7.37 \pm 0.61 \text{ ng m}^{-3}$ , n=18). Indoor air PCB congener profiles for schools at both locations demonstrate greater concentrations of higher-MW congeners than do congener profiles at homes (Fig 3-1). Furthermore, congener profiles for schools are more similar to those for other schools, in a different city, than they are to congener profiles for homes in the same city (Fig 3-1). For example, the  $\cos \theta$  for the CJ schools' compared to EC schools' congener profiles is 0.92, while the  $\cos \theta$  for CJ schools and CJ homes is 0.68 (Table 3-3).

Table 3-3 Cosine theta (Cos  $\theta$ ) analysis of congener profiles<sup>†</sup>

City Location Type		East Chicago			Columbus Junction		
		Schools	Individual Homes	Home 61115	Schools	Individual Homes	Home 62072
Homes' mean profile	Columbus Junction	0.75	$0.71 \pm 0.05$	0.49	0.68	$0.81 \pm 0.06$	0.52
	East Chicago	0.89	$0.83 \pm 0.03$	0.72	0.83	$0.68 \pm 0.06$	0.40
Schools' mean profile	Columbus Junction	0.92	$0.56 \pm 0.09$	0.88	1.00	$0.56 \pm 0.08$	0.26
	East Chicago	1.00	$0.66 \pm 0.06$	0.88	0.92	$0.62 \pm 0.07$	0.42

<sup>†</sup> Sample size (n) >5 for each of 2 CJ schools, 4 EC schools; n=22 for EC Homes, n=21 for CJ Homes. Values close to 1 indicate similar profiles, lower values indicate dissimilar profiles.

## Dietary Exposure

$\Sigma$ PCB dietary exposure was greater than  $\Sigma$ PCB inhalation exposure for most individuals (Table 3-1), except for outliers, living in households 61115, 62072, 62014, and 62114. Dairy and meat contributed the greatest amount to ingested  $\Sigma$ PCB, depending on the age, location, and sex of the subjects. Male children ingested an estimated  $108.37 \mu\text{g yr}^{-1}$   $\Sigma$ PCB in East Chicago and an estimated  $71.34 \mu\text{g yr}^{-1}$   $\Sigma$ PCB in Columbus Junction. Female children ingested an estimated  $71.19 \mu\text{g yr}^{-1}$   $\Sigma$ PCB in East Chicago and an estimated  $43.20 \mu\text{g yr}^{-1}$   $\Sigma$ PCB in Junction. Mother's ingested an estimated  $82.94 \mu\text{g yr}^{-1}$   $\Sigma$ PCB in East Chicago and an estimated  $54.20 \mu\text{g yr}^{-1}$   $\Sigma$ PCB in Columbus Junction (Table 3-1). Meats contributed the greatest amount of PCBs to dietary exposure in East Chicago, whereas fish (mothers), and dairy (children), contributed the greatest amount of PCBs to dietary exposure in Columbus Junction.

## CHAPTER 4 DISCUSSION

We have estimated dietary ( $\Sigma^{46}$  PCB) and inhalation ( $\Sigma^{205}$  PCB) exposure for mothers and children in East Chicago, Indiana, and Columbus Junction, Iowa. The scope of sampling performed here, via the AESOP Study, includes aroclor and non-aroclor, lower-chlorinated congeners that have rarely been measured in previous exposure estimates.

The  $\Sigma$ PCB inhalation rates calculated here are similar to those for individuals living in urban areas in the United Kingdom (Harrad et al. 2006) and China (Xing et al. 2011), but are less than those estimated for individuals in contaminated environments (Table 4-1). Sera-based exposure studies in contaminated schools have documented median indoor air concentrations as high as 7,490 ng m<sup>-3</sup> (Gabrio et al., 2000) and thus inhalation rates as high as  $1.41 \times 10^4$   $\mu\text{g yr}^{-1}$  respectively (Table 4-1). These estimates are typically based on a few congeners, and of the lower-chlorinated congeners often contain only the WHO indicators PCB 28, 52, and 101. In this study, other lower-chlorinated congeners represent 67-85% of mean  $\Sigma$ PCB inhalation exposure, including the potentially neurotoxic congeners 11, 40, 51, and 95 (Hansen 1998). Ubiquitous, low-level inhalation exposure to these congeners appears to increase their concentration in human blood (Marek et al. 2013).

Tri- and tetra-chlorinated congeners are inhaled in the greatest quantities for individuals in both locations. The congener profile for this inhaled air resembles that of aroclor 1248 with additional contributions from congeners 11, 40/41/71, above the 1248 profile. The presence of these congeners 11 and 40/41/71 is high and relatively uniform across homes. PCB 11 is produced as an inadvertent bi-product of paint manufacturing (Hu et al. 2009) and is thus likely to be present in all buildings with painted surfaces. Even in relatively contaminated, outlying

Table 4-1 Review of inhalation exposure estimates for contaminated environments and ambient air

Study	Population/Location	Country	Mean/Median Inhalation ( $\mu\text{g yr}^{-1}$ )	[ $\Sigma$ PCB] indoor air ( $\text{ng m}^{-3}$ )	Increase in Blood?*	(no.) Congeners Estimated	Media	Dietary Estimation ( $\mu\text{g yr}^{-1}$ )
AESOP Study	EC children, ambient exposure	U.S.	18.82	0.2-15	n.a.	(204) all PCB congeners	Air and Sera	144.68- 245.42
AESOP Study	CJ children, ambient exposure	U.S.	11.42	0.4-160	n.a.	(204) all PCB congeners	Air and Sera	98.85- 171.44
AESOP Study	EC mothers, ambient exposure	U.S.	11.26	0.2-15	n.a.	(204) all PCB congeners	Air and Sera	191.60
AESOP Study	CJ mothers, ambient exposure	U.S.	7.85	0.4-160	n.a.	(204) all PCB congeners	Air and Sera	149.00
Gabrio et al., 2000	Teachers, contaminated school buildings	Germany	10,400†	1,587-10,655	yes (28, 101)	(6): WHO indicators†	Air and Sera	---
Johansson et al., 2003	Residents, contaminated flats	Sweden	n.a.	n.a.	yes ( $\Sigma$ PCB)	(30) 5 WHO indicators +25 others	Sera	---
Knobeloch et al., 2012	Residential exposure	U.S.	---	8.8-1186.5 ( $\text{ng g}^{-1}$ dust)	borderline significance	(66) in dust	Dust and Sera	---
Liebl et al., 2004	Contaminated school	Germany	2,840†	690-20,800	yes (28, 52, 101)	(6): WHO indicators	Air	---
Meyer et al. 2013	Contaminated Flats	Denmark	1,110†	43.3-1,060	yes ( $\Sigma$ PCB and 10 congeners)	(24) WHO+Dioxin like + 6 others	Air and sera	---
Schettgen et al., 2012	Contaminated office building	Germany	2,420†	0-4,280	yes (28, 52, 101)	(18): WHO indicators, 12 others in sera	Air and sera	---
Schwenk et al., 2002	Contaminated School	Germany	n.a.	1.0-12.0	yes (28, 52)	(6): WHO indicators	Air and sera	---
Currado and Harrad 1998	Ambient Exposure	U.K.	40.2	tbd	n.a.	(36) WHO indicators, +30 others	Air	124
Xing et al. 2011	Workers, electronic recycling facility	China	59.2	tbd	n.a.	(37) WHO+Dioxin like, +19 others	Air and Dust	---
Xing et al. 2011	Residents near electronics recycling facility	China	24.5	tbd	n.a.	(37) WHO+Dioxin like, +19 others	Air and Dust	---
Xing et al. 2011	Residents near electronics recycling facility	China	3.3	tbd	n.a.	(37) WHO+Dioxin like, +19 others	Air and Dust	---
Harrad et al. 2006	Ambient Exposure	U.K.	54.8	tbd	n.a.	(36) WHO indicators, +30 others	Air	124

† Median statistics for [PCB] are provided for these studies, and exposure is estimated as  $[\text{PCB}] \times 16 \text{ m}^3 \text{ d}^{-1} \times 0.667 \text{ h h}^{-1} \times 365 \text{ d yr}^{-1}$ .

\* Increase in blood concentrations for a highly-exposed population relative to a control population; non-applicable to studies with no control population. † WHO indicator congeners include PCB 28, 52, 101, 138, 153, and 180.



homes, PCB 11 concentrations are approximately constant at  $\sim 6.5 \times 10^{-2} \text{ ng m}^{-3}$ , indicating ubiquitous exposure to this non-aro-chlor PCB in urban and rural environments. Given the presence of paint in virtually all indoor environments, we expect these results to be generalizable wherever these common PCB-containing paints and pigments are used.

PCB 40 reduces cell dopamine content (Shane et al. 1991), but confirmation of other health effects of PCB 40/41/71 is scarce. The presence of these coeluted congeners in all EC and CJ indoor outdoor environments, suggests that additional investigations of their health effects is warranted. Biological effects of PCB 52, a WHO indicator congener, include potential tumor promotion and initiation, granule neural cell death, and immune suppression by decreased viability of thymocytes (de Haan et al. 1995, Espendiari et al 2003, Preston et al 1985, Tan et al. 2004, Yilmaz et al, 2006). This PCB is prevalent in schools and homes of both locations and is, by far, the most abundant congener in Columbus Junction schools' air. It is inhaled by CJ children at the greatest rates of any PCB congener.

Dietary  $\sum$ PCB exposure is typically greater than inhalation exposure, but this disparity should theoretically be less for lower-chlorinated congeners, which have less potential for bioaccumulation and greater volatility. Our subjects have inhalation:diet exposure ratios that increase with decreasing chlorination of PCB congeners. This ratio approaches 1:1 for the coelutions 40/41/71 and 53/52/73, and is likely greater than 1:1 for congeners not measured in dietary exposure datasets (e.g. PCB 8, 11, 18/30), including all mono- or di-chlorinated congeners. These lower-chlorinated congeners (not measured, but which are likely present in very small amounts in food) contribute substantially to inhalation exposure for individuals in this study. I am aware of no previous study that has estimated inhalation exposure for any of these mono and di-chlorinated congeners.

Dietary  $\sum$ PCB exposure estimated for residents of UK ( $340 \mu\text{g yr}^{-1}$ ), Finland ( $438 \mu\text{g yr}^{-1}$ ), and South Korea ( $198 \mu\text{g yr}^{-1}$ ) are similar in scale to those reported here, but result from varying contributions of major food groups (Harrison et al. 1998, Kiviranta et al. 2004, Son et al. 2012). Dietary exposure in South Korea is disproportionally dependent upon grain and vegetable foodstuffs, and exposure is accordingly shifted towards lower-chlorinated congeners for this population (Son et al. 2012). Dietary exposure in European countries is much more dependent upon fish (57% of dietary exposure in Finland) than in the U.S (7 to 34 % here, Table 1). Despite this difference, dietary congener profiles should be similar among Western countries, due to the general similarities between meat and fish congener profiles (e.g. Harrison et al. 1998, Kiviranta et al. 2004).

We calculate higher ambient inhalation exposure in an urban (EC) compared to a rural (CJ) environment, based on differences in indoor home  $\sum$ PCB concentrations. Children in EC, the group with the highest estimated inhalation exposure, were shown to have blood enriched with lower-molecular weight PCBs (Marek et al. 2013). However, East Chicago and Columbus Junction residents overall, groups with different estimated inhalation exposures, did not have significantly different concentrations of  $\sum$ PCB or individual PCBs in their blood (Marek et al. 2013). This finding is likely driven by the greater lifetime contributions of dietary exposure to body burden, a factor which may mask smaller blood-PCB variations caused by inhalation exposure.

Schools and other buildings of masonry construction are prone to PCB contamination, due to the presence of caulking and sealants (Herrick, 2010). Schools in this study have lower PCB concentrations than contaminated schools in Germany and New York, USA, and apartments in Sweden (Gabrio et al. 2001, Herrick et al. 2004, Johansson et al. 2003, Liebl et al.

2004, Schwenk et al. 2002), but they still result in increased inhalation exposure for children. Here, we find that schools demonstrate consistently higher airborne PCB concentrations than homes, which are often of frame construction, and they account for 46-53% of inhalation exposure for children. The PCB congener profile for EC and CJ schools resembles that of aroclor 1248, albeit with mass fractions shifted towards the penta- and hexa-chlorinated congeners, rather than di-, tri-, and tetra-chlorinated congeners, associated with that aroclor. As school districts in the U.S. consider possible responses to documented and likely ubiquitous contamination (Herrick et al. 2004), it is important to consider the potential scope of contamination. Here we demonstrate that both new and old school buildings demonstrate much higher indoor air PCB concentrations than other, non-masonry buildings regardless of year of construction (1918-1986) or location.

The age of homes is weakly associated with indoor  $\Sigma$ PCB concentrations for both locations (Fig 4-1). Older houses are more likely to have PCB-containing caulking, tile, or other material (Priha et al., 2005) and also may have reservoirs of PCBs in furniture, carpet, etc. Additional covariates, such as smoking, AC use, and type of house may partly explain the remaining variability in household airborne  $\Sigma$ PCB concentrations. Individuals in households with the highest  $\Sigma$ PCB concentrations inhale as much as  $147 \mu\text{g yr}^{-1}$  ( $402 \text{ ng d}^{-1}$ ) in East Chicago and  $50 \mu\text{g yr}^{-1}$  ( $137 \text{ ng d}^{-1}$ ) in Columbus Junction, the former of which is equivalent to dietary exposure estimates for individuals in that location.

Outliers households display congener profiles shifted towards lower- (62072 and 62114) or higher- (62014 and 61115) chlorinated congeners (Fig 4-2). The presence of higher-chlorinated congeners in two of these outliers suggests building materials or consumer products contaminated with aroclor products, especially aroclor 1254. The higher-chlorinated congeners

in these aroclors (i.e. with lower vapor pressures) are less volatile and are likely to be present in household materials in relatively high concentrations, if they are to produce these congener profiles. Households enriched with lower-chlorinated congeners (62014 and 62115) may be contaminated with aroclors 1242, 1216, 1232, 1221, or a mix of these, but no one aroclor reproduces the high concentrations of PCB-3 and 8 demonstrated here. Given the similarity of their congener profiles, it appears that households 62014 and 61115 are contaminated by the same general source, such as common building materials, despite their different locations (CJ vs. EC, respectively).

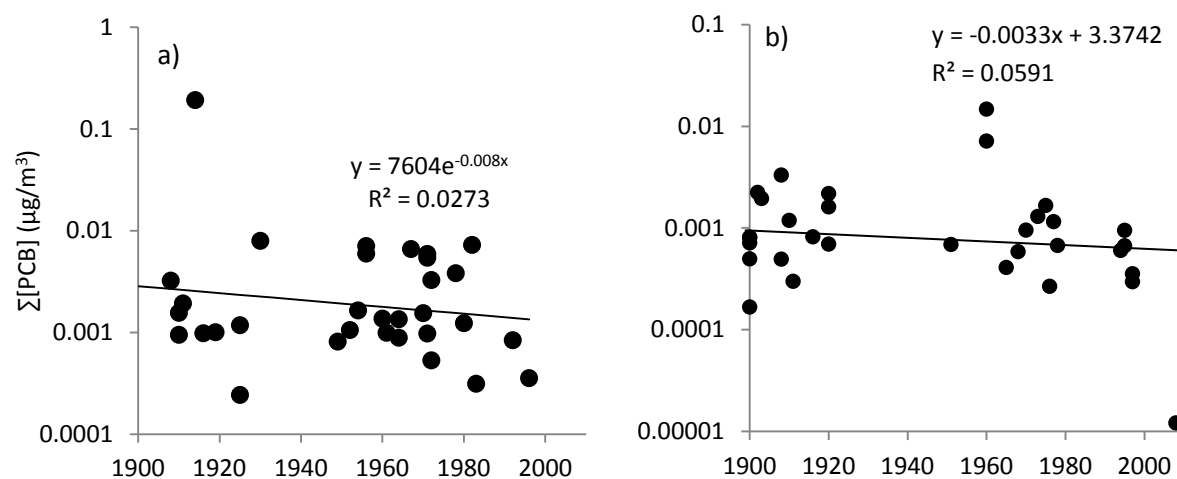


Figure 4-1 Indoor  $\Sigma[\text{PCB}]$  vs. year of most construction or modification for EC homes (a),  $n = 27$ , and CJ homes (b),  $n = 32$ .  $\Sigma[\text{PCB}]$  values are averages for 1-3 samples for each home. All samples were collected between January 2012 and December 2014. An exponential fit was applied to plot (a) and a log-linear fit was applied to plot (b), both demonstrating marginal declines in  $\Sigma[\text{PCB}]$  with house age.

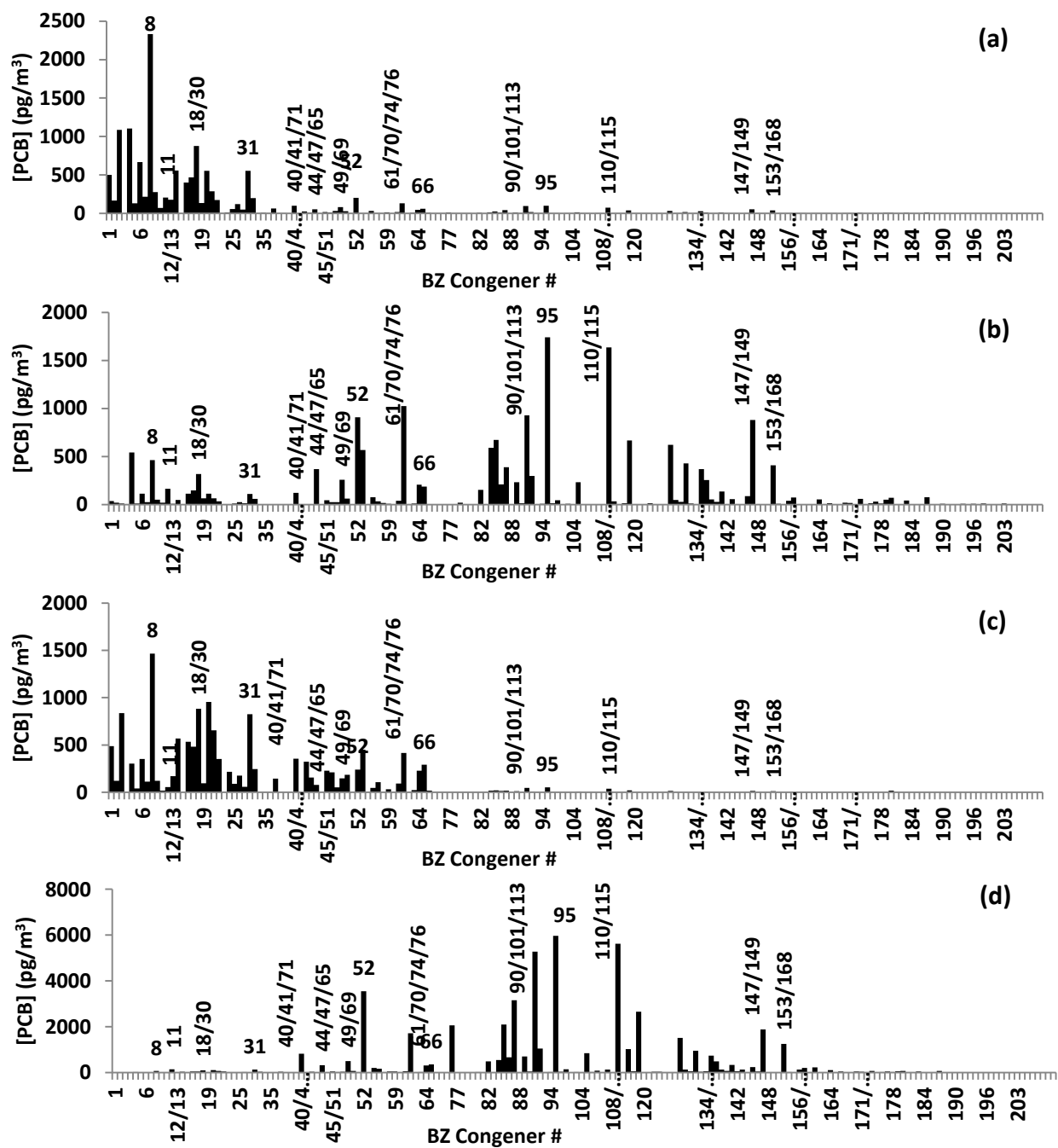


Figure 4-2 PCB Concentration Profiles for outlier households 62014 (a) (n=3), 62114 (b) (n=2), 62072 (c) (n=3), and 61115 (d) (n=3).

## CHAPTER 5 CONCLUSION, LIMITATIONS, & FUTURE RESEARCH

Congener-specific airborne, and food-based, PCB measurements document inhalation and dietary exposure for an urban and rural cohort enrolled in the AESOP Study. The estimated low-level, ubiquitous inhalation exposure to tri- to penta-chlorinated congeners implies a continuing influence of PCB contaminants on human health. Inhalation exposure is dominated by indoor environments, especially schools in the case of children, likely due to these buildings masonry construction and required caulking. Blood-based PCB measurements of the same cohorts provide the opportunity to evaluate the exposure pathways' contributions to individual body burden on a congener-specific basis.

Of particular interest is the agreement between sera PCB concentrations and the inhalation and dietary exposure estimates presented here. Such comparisons are probative and commonly-used means of validating exposure estimates (e.g. Gabrio et al. 2000, Schettgen et al. 2012, Schwenk et al 202), but remain to be completed for this study. Next steps also include regression of additional home- and behavior-based variables with PCB concentration to determine factors which are predictive of high indoor home PCB concentrations. Of particular interest is the affect of the type of house construction (e.g. wood frame, brick, etc.) on PCB concentration, given the elevated presence of PCB in certain materials such as caulking and other sealants.

Limitations of the analysis presented here include the use of imputed values for a portion of participant's inhalation exposure. While on, average, more than 70% of respondent's time was covered by direct PCB measurements with PAS samplers, the remaining time portion may contribute to a large inhalation exposure for a minority of individuals, if they spend that time in

relatively contaminated environments. There may be some mothers, in particular, who work in buildings of masonry construction or which are otherwise contaminated with PCBs. We tried to correct for this possibility by documenting Mothers' entire work history, especially noting any industries with known PCB exposure risks. However, because we use an indoor home sample average to impute values for "other" environments, our estimates may be conservative for these participants.

Additionally, our comparisons between inhalation and dietary exposure are inherently limited by the suite of congeners measured in the latter. The TDS dataset used here was restricted to 40 congeners which were chosen based on their expected presence in foodstuffs, and a corresponding expectation that other congeners would be present in only very low amounts. These expectations are nominally confirmed by other dietary studies (e.g. Kiviranta et al. 2004, Son et al. 2012), but may be controverted in specific circumstances. An analogous assumption, that non-aroclor PCBs are not abundant in most environments, is denied by recent measurements in Chicago (Hu et al, 2008) and East Chicago, and Columbus Junction (this study). Thus, the incomplete measurement of congeners in dietary sources is a limitation of this study. These limitations do not invalidate the results presented here-in, but should be considered to provide conservative estimates for inhalation exposure (on account of the low concentrations of imputed values), and dietary exposure (on account of the limited set of congeners evaluated).

## REFERENCES

- Bartkow, M. E.; Booij, K.; Kennedy, K. E.; Muller, J. F.; Hawker, D. W. (2005) Passive air sampling theory for semivolatile organic compounds *Chemosphere* 60 ( 2) 170–176. [10.1016/j.chemosphere.2004.12.033](https://doi.org/10.1016/j.chemosphere.2004.12.033)
- Bonefeld-Jørgensen, E. C., Andersen, H. R., Rasmussen, T. H., & Vinggaard, A. M. (2001). Effect of highly bioaccumulated polychlorinated biphenyl congeners on estrogen and androgen receptor activity. *Toxicology*, 158(3), 141-153.
- Bowman S. A., Martin C. L., Carlson J. L., Clemens J. C., Lin B-H, and Moshfegh AJ (2013) Retail Food Commodity Intakes: Mean Amounts of Retail Commodities per Individual, 2007-08. U.S. Department of Agriculture, Agricultural Research Service, Beltsville, MD and US Department of Agriculture, Economic Research Service, Washington, D.C.
- Cogliano, V. J. (1998). Assessing the cancer risk from environmental PCBs. *Environmental Health Perspectives*, 106(6), 317.
- Currado, G. M., & Harrad, S. (1998). Comparison of polychlorinated biphenyl concentrations in indoor and outdoor air and the potential significance of inhalation as a human exposure pathway. *Environmental science & technology*, 32(20), 3043-3047.
- de Haan, L. H. J., Halfwerk, S., Hovens, S. E. L., Roos, B. de, Koeman, J. H., and Brouwer A. (1995). Inhibition of intercellular communication and induction of ethoxyresorufin-*O*-deethylase activity by polychlorobiphenyls, dibenzo-*p*-dioxins and dibenzofurans in mouse Hepa1c1c7 cells. *Environ.Toxicol. Pharmacol.* (Preview Issue).
- Davis, J.C. (1986). *Statistics and Data Analysis in Geology*. John Wiley & Sons, Inc.; New York, NY.
- Duarte-Davidson, R., & Jones, K. C. (1994). Polychlorinated biphenyls (PCBs) in the UK population: estimated intake, exposure and body burden. *Science of the total environment*, 151(2), 131-152.
- Erickson, M. D., & Kaley II, R. G. (2011). Applications of polychlorinated biphenyls. *Environmental Science and Pollution Research*, 18(2), 135-151.
- Espandiar, P., Glauert, H. P., Lehmler, H. J., Lee, E. Y., Srinivasan, C., & Robertson, L. W. (2003). Polychlorinated biphenyls as initiators in liver carcinogenesis: resistant hepatocyte model. *Toxicology and applied pharmacology*, 186(1), 55-62.
- Gabrio, T., Piechotowski, I., Wallenhorst, T., Klett, M., Cott, L., Friebel, P., ... & Schwenk, M. (2000). PCB-blood levels in teachers, working in PCB-contaminated schools. *Chemosphere*, 40(9), 1055-1062
- Harrad, S., Hazrati, S., & Ibarra, C. (2006). Concentrations of polychlorinated biphenyls in indoor air and polybrominated diphenyl ethers in indoor air and dust in Birmingham,



- United Kingdom: implications for human exposure. *Environmental science & technology*, 40(15), 4633-4638.
- Harrison, N., Wearne, S., Gem, M. D. M., Gleadle, A., Starting, J., Thorpe, S., ... & Edinburgh, V. (1998). Time trends in human dietary exposure to PCDDs, PCDDs and PCBS in the UK. *Chemosphere*, 37(9), 1657-1670.
- Heinzow, B., Mohr, S., Ostendorp, G., Kerst, M., & Körner, W. (2007). PCB and dioxin-like PCB in indoor air of public buildings contaminated with different PCB sources—deriving toxicity equivalent concentrations from standard PCB congeners. *Chemosphere*, 67(9), 1746-1753.
- Herrick, R. F., McClean, M. D., Meeker, J. D., Baxter, L. K., & Weymouth, G. A. (2004). An unrecognized source of PCB contamination in schools and other buildings. *Environmental Health Perspectives*, 112(10), 1051.
- Herrick, R. F. (2010). PCBs in school-persistent chemicals, persistent problems. *New Solut.* 2010;20(1):115-26. doi: 10.2190/NS.20.1.h..
- Hu, D., & Hornbuckle, K. C. (2009). Inadvertent Polychlorinated Biphenyls in Commercial Paint Pigments. *Environmental science & technology*, 44(8), 2822-2827.
- Hu, D., Lehmler, H. J., Martinez, A., Wang, K., & Hornbuckle, K. C. (2010). Atmospheric PCB congeners across Chicago. *Atmospheric Environment*, 44(12), 1550-1557.
- Hu, D., Martinez, A., & Hornbuckle, K. C. (2008). Discovery of non-Aroclor PCB (3, 3'-dichlorobiphenyl) in Chicago air. *Environmental science & technology*, 42(21), 7873-7877.
- Hu, X., Adamcakova-Dodd, A., Lehmler, H. J., Hu, D., Hornbuckle, K., & Thorne, P. S. (2012). Subchronic inhalation exposure study of an airborne polychlorinated biphenyl mixture resembling the Chicago ambient air congener profile. *Environmental science & technology*, 46(17), 9653-9662.
- Hutzinger, O.; Safe, S.; Zitko, Z. (1974). *The chemistry of PCBs*; CRC Press: Boca Raton, FL.
- IARC Working Group on the Evaluation of Carcinogenic Risks to Humans. (1987). *Overall evaluations of carcinogenicity: an updating of IARC monographs volumes 1 to 42* (S Vol. 7). World Health Organization.
- Johansson, N., Hanberg, A., Wingfors, H., & Tysklind, M. (2003). PCB in building sealant is influencing PCB levels in blood of residents. *Organohalogen Compounds*, 63, 381-384
- Jaward, F. M., Farrar, N. J., Harner, T., Sweetman, A. J., & Jones, K. C. (2004). Passive air sampling of PCBs, PBDEs, and organochlorine pesticides across Europe. *Environmental Science & Technology*, 38(1), 34-41.

- Kiviranta, H., Ovaskainen, M. L., & Vartiainen, T. (2004). Market basket study on dietary intake of PCDD/Fs, PCBs, and PBDEs in Finland. *Environment International*, *30*(7), 923-932.
- Knobeloch, L., Turyk, M., Imm, P., & Anderson, H. (2012). Polychlorinated biphenyls in vacuum dust and blood of residents in 20 Wisconsin households. *Chemosphere*, *86*(7), 735-740.
- Lehmann, L., Esch, H. L., Kirby, P. A., Robertson, L. W., & Ludewig, G. (2006).. 4-Monochlorobiphenyl (PCB3) induces mutations in the livers of transgenic Fisher 344 rats. *Carcinogenesis*, *28*(2), 471-478
- Liebl, B., Schettgen, T., Kerscher, G., Broding, H. C., Otto, A., Angerer, J., & Drexler, H. (2004). Evidence for increased internal exposure to lower chlorinated polychlorinated biphenyls (PCB) in pupils attending a contaminated school. *International journal of hygiene and environmental health*, *207*(4), 315-324.
- Liu, S., Li, S., & Du, Y. (2010). Polychlorinated biphenyls (PCBs) enhance metastatic properties of breast cancer cells by activating Rho-associated kinase (ROCK). *PLoS One*, *5*(6), e11272.
- MacIntosh, D. L., Minegishi, T., Fragala, M. A., Allen, J. G., Coghlan, K. M., Stewart, J. H., & McCarthy, J. F. (2012). Mitigation of building-related polychlorinated biphenyls in indoor air of a school. *Environmental Health*, *11*(1), 1-10.
- Marek, R. F., Thorne, P. S., Wang, K., DeWall, J., & Hornbuckle, K. C. (2013). PCBs and OH-PCBs in Serum from Children and Mothers in Urban and Rural US Communities. *Environmental science & technology*, *47*(7), 3353-3361.
- Norström, K., Czub, G., McLachlan, M. S., Hu, D., Thorne, P. S., & Hornbuckle, K. C. (2010). External exposure and bioaccumulation of PCBs in humans living in a contaminated urban environment. *Environment international*, *36*(8), 855-861.
- Orloff, K. G., Dearwent, S., Metcalf, S., Kathman, ; S., & Turner, W. (2003). Human exposure to polychlorinated biphenyls in a residential community. *Archives of environmental contamination and toxicology*, *44*(1), 0125-0131.
- Persoon C Hornbuckle KC (2009). Calculation of passive sampling rates from both native PCBs and depuration compounds in indoor and outdoor environments. *Chemosphere*. 2009;74:917–923.
- Persoon C., Peters TM, Kumar N, Hornbuckle KC (2009). Spatial Distribution of Airborne Polychlorinated Biphenyls in Cleveland, Ohio and Chicago, Illinois†. *Environmental science & technology*, *44*(8), 2797-2802.
- Plíšková, M., Vondráček, J., Canton, R. F., Nera, J., Kočan, A., Petřík, J., ... & Machala, M. (2005). Impact of polychlorinated biphenyls contamination on estrogenic activity in human male serum. *Environmental health perspectives*, *113*(10), 1277.

- Pomerantz, I.; Burke, J.; Firestone, D.; McKinney, J.; Roach, J.; Trotter, W. *Environ. Health Perspect.* (1978), 24, 133–146
- Preston, B. D., Miller, E. C., and Miller, J. A. (1985). The activities of 2,29,5,59-tetrachlorobiphenyl, its 3,4-oxide metabolite, and 2,29,3,39-tetrachlorobiphenyl in tumor induction and promotion assays. *Carcinogenesis* **6**, 451–453.
- Priha, E., Hellman, S., Sorvari, J., 2005. PCB contamination from polysulphide sealants in residential areas – exposure and risk assessment. *Chemosphere* 59, 537–543
- Schettgen, T., Alt, A., Preim, D., Keller, D., & Kraus, T. (2012). Biological monitoring of indoor-exposure to dioxin-like and non-dioxin-like polychlorinated biphenyls (PCB) in a public building. *Toxicology letters*, 213(1), 116-121.
- Schwenk, M., Gabrio, T., Pöpke, O., & Wallenhorst, T. (2002). Human biomonitoring of polychlorinated biphenyls and polychlorinated dibenzodioxins and dibenzofuranes in teachers working in a PCB-contaminated school. *Chemosphere*, 47(2), 229-233.
- Shain, W., Bush, B., & Seegal, R. (1991). Neurotoxicity of polychlorinated biphenyls: structure-activity relationship of individual congeners. *Toxicology and applied pharmacology*, 111(1), 33-42.
- Shoeib, M.; Harner, T.(2002) Characterization and comparison of three passive air samplers for persistent organic pollutants. *Environ. Sci. Technol.* 36 ( 19) 4142–415110.1021/es020635t
- Simcik, M. F., Zhang, H., Eisenreich, S. J., & Franz, T. P. (1997). Urban contamination of the Chicago/coastal Lake Michigan atmosphere by PCBs and PAHs during AEOLOS. *Environmental science & technology*, 31(7), 2141-2147.
- Son, M. H., Kim, J. T., Park, H., Kim, M., Paek, O. J., & Chang, Y. S. (2012). Assessment of the daily intake of 62 polychlorinated biphenyls from dietary exposure in South Korea. *Chemosphere*, 89(8), 957-963.
- Tan, Y., Chen, C. H., Lawrence, D., & Carpenter, D. O. (2004). Ortho-substituted PCBs kill cells by altering membrane structure. *Toxicological Sciences*, 80(1), 54-59.
- Thomas et al. (2012) PCBs in School Buildings: Sources, environmental levels, and exposures. EPA report EPA/600/R-12/051
- USEPA (1997) Exposure Factors Handbook, National Center for Environmental Assessment, Office of Research and Development, EPA/600/P-95/002Fa±c
- Vorhees, D. J., Cullen, A. C., & Altshul, L. M. (1997). Exposure to polychlorinated biphenyls in residential indoor air and outdoor air near a Superfund site. *Environmental science & technology*, 31(12), 3612-3618.

- Wethington, D. M., & Hornbuckle, K. C. (2005). Milwaukee, WI, as a source of atmospheric PCBs to Lake Michigan. *Environmental science & technology*, 39(1), 57-63.
- Xing, G. H., Liang, Y., Chen, L. X., Wu, S. C., & Wong, M. H. (2011). Exposure to PCBs, through inhalation, dermal contact and dust ingestion at Taizhou, China—A major site for recycling transformers. *Chemosphere*, 83(4), 605-611.
- Yilmaz, B., Sandal, S., Chen, C. H., & Carpenter, D. O. (2006). Effects of PCB 52 and PCB 77 on cell viability,  $[Ca^{2+}]_i$  levels and membrane fluidity in mouse thymocytes. *Toxicology*, 217(2), 184-193.

## APPENDIX A INDOOR AIR PCB CONCENTRATIONS

Table A-1 Summary Statistics: Indoor Air [PCB] at Homes ( $\text{pg m}^{-3}$ )

Congener	Columbus Junction				East Chicago			
	5th %	Mean	Median	95th	5th %	Mean	Median	95th %
<b>SUM</b>	<b>84.70</b>	<b>885.17</b>	<b>586.00</b>	<b>2149.38</b>	<b>959.56</b>	<b>3382.26</b>	<b>1482.54</b>	<b>8794.51</b>
1	0.16	6.05	4.39	19.76	1.22	7.57	5.47	23.39
2	0.33	4.73	2.47	19.26	0.73	4.03	2.67	11.22
3	0.00	5.32	3.63	18.94	1.70	13.84	7.71	34.73
4	1.69	19.33	7.56	43.54	5.66	30.97	16.46	111.37
5	0.00	1.42	0.11	2.63	0.00	17.70	0.00	3.34
6	0.12	8.62	5.20	17.75	1.07	13.03	5.39	43.99
7	0.00	1.85	0.90	5.98	0.17	3.46	2.28	9.85
8	3.52	32.66	17.82	70.07	17.17	72.40	48.42	182.44
9	0.00	2.07	0.70	5.02	0.02	4.13	3.01	10.54
10	0.00	0.70	0.19	1.89	0.00	2.10	0.68	9.43
11	8.17	71.17	66.37	146.49	21.22	149.27	104.72	332.91
12/13	0.00	1.69	1.05	5.73	0.00	3.68	2.53	12.33
15	0.22	7.91	5.04	23.60	5.81	25.00	12.94	70.16
16	0.00	13.26	7.42	41.62	4.74	40.40	12.18	142.96
17	0.50	14.07	8.74	42.13	7.70	43.67	24.80	129.75
18/30	3.70	51.03	20.40	114.69	25.03	93.99	53.54	267.40
19	0.00	3.70	2.04	10.66	0.60	10.20	5.74	36.47
20/28	3.93	25.98	22.02	71.74	24.63	88.61	56.98	223.35
21/33	2.07	16.31	11.30	42.84	12.07	47.87	32.15	122.03
22	0.65	8.39	6.36	20.94	7.68	28.26	18.47	75.38
23	0.00	0.01	0.00	0.00	0.00	0.00	0.00	0.00
24	0.00	4.54	0.06	25.66	0.00	1.03	0.00	2.94
25	0.00	1.77	1.11	6.73	0.00	6.04	3.54	16.83
26/29	0.00	5.14	3.99	15.15	0.00	17.42	12.09	44.03
27	0.00	1.39	0.58	5.31	0.00	7.30	4.72	24.17
31	3.53	24.92	19.82	68.67	24.20	81.85	51.56	202.97
32	0.97	7.59	4.57	23.55	5.45	24.17	13.74	67.06
34	0.00	0.01	0.00	0.00	0.00	0.01	0.00	0.00
35	0.00	0.16	0.00	1.08	0.00	0.49	0.00	2.26
36	0.00	0.02	0.00	0.00	0.00	0.01	0.00	0.00
37	0.00	3.19	1.81	8.87	0.60	10.84	6.58	35.10
38	0.00	0.03	0.00	0.08	0.00	0.05	0.00	0.00
39	0.00	0.04	0.00	0.00	0.00	0.01	0.00	0.00
40/41/71	0.00	31.65	7.21	127.53	221.55	346.97	292.17	489.36
42	0.00	7.53	0.72	33.12	0.00	2.33	0.00	9.18
43	0.00	2.78	0.00	13.78	0.00	18.53	0.00	41.33
44/47/65	0.00	4.74	0.39	10.90	NA	NA	NA	NA
45/51	0.00	11.59	3.35	24.38	0.00	15.16	8.51	41.18
46	0.00	1.83	0.00	13.76	0.00	2.73	0.00	9.50
48	0.00	4.95	0.00	17.49	0.00	6.32	5.26	19.68
49/69	0.00	10.63	6.23	32.96	10.20	58.28	22.33	143.93
50/53	0.00	4.47	3.31	13.66	0.00	10.93	6.35	33.10
52	0.76	35.67	17.51	96.71	42.88	287.69	84.18	661.35
54	0.00	28.87	0.00	135.78	0.00	0.10	0.00	0.94
55	0.00	1.06	0.00	5.26	0.00	41.69	16.54	116.89
56	0.00	7.59	0.75	29.30	0.22	23.94	12.68	63.73
57	0.00	2.85	0.00	12.20	0.00	0.02	0.00	0.00
58	0.00	3.29	0.00	19.78	0.00	11.93	0.58	90.63
59/62/75	0.00	2.99	0.65	18.45	0.00	15.87	12.26	50.70
60	0.00	2.48	0.87	10.18	0.00	11.01	7.01	39.04
61/70/74/76	2.37	59.72	44.74	151.17	1.91	189.68	53.00	555.53
63	0.00	12.01	6.10	37.94	0.00	16.35	2.34	101.03
64	0.00	10.29	7.62	26.25	9.16	34.82	16.83	80.26
66	0.00	12.21	9.46	30.59	8.01	51.34	21.12	135.02
67	0.00	8.27	4.03	26.08	0.00	13.35	2.16	82.24
68	0.00	2.53	0.00	6.81	0.00	0.16	0.00	0.37
72	0.00	0.01	0.00	0.00	0.00	0.00	0.00	0.00
73	0.00	0.00	0.00	0.00	0.00	141.77	36.99	409.54
77	0.00	0.11	0.00	0.61	0.00	0.02	0.00	0.00
78	0.00	0.00	0.00	0.00	0.00	0.00	0.00	0.00
79	0.00	0.15	0.00	0.40	0.00	0.71	0.00	3.91
80	0.00	0.15	0.00	0.44	0.00	1.62	0.00	6.06
81	0.00	0.04	0.00	0.19	0.00	0.60	0.00	4.72
82	0.00	2.56	0.38	5.31	0.00	14.29	2.53	74.49
83/99	0.65	17.53	7.88	37.98	4.35	63.00	10.75	300.67
84	0.00	13.48	4.38	24.29	1.39	50.36	9.77	197.43
85/116/117	0.00	5.90	1.63	19.83	0.00	26.47	2.75	123.84
86/87/97/109*	0.00	13.37	4.69	23.92	8.62	98.42	18.09	442.49
88/91	0.00	5.15	1.63	11.28	1.43	24.19	4.63	78.71
89	0.00	0.14	0.00	0.22	0.00	1.01	0.00	5.29
90/101/113	1.81	33.35	14.82	69.35	15.88	176.91	32.65	714.38
92	0.00	6.07	2.06	13.10	0.06	29.62	4.67	117.46
93/100	0.00	0.38	0.00	2.02	0.00	0.00	0.00	0.00
94	0.00	0.08	0.00	0.13	0.00	0.35	0.00	1.45
95	2.73	42.26	19.62	91.94	20.52	167.34	33.81	540.14
96	0.00	0.16	0.00	0.58	0.00	0.60	0.00	2.77
98/102	0.00	0.84	0.00	3.77	0.00	3.02	0.00	12.20
103	0.00	0.08	0.00	0.11	0.00	0.45	0.00	2.22
104	0.00	0.00	0.00	0.00	0.00	0.00	0.00	0.00
105	0.00	5.09	1.57	9.95	0.00	25.45	2.69	162.72
106	0.00	0.00	0.00	0.00	0.00	0.62	0.00	3.59
107/124	0.00	0.01	0.00	0.00	0.00	2.86	0.00	18.84
108	0.00	0.18	0.00	1.06	0.00	4.04	0.00	28.84

Table A-1 Continued								
Congener	Columbus Junction				East Chicago			
	5th %	Mean	Median	95th	5th %	Mean	Median	95th %
110/115	1.71	34.89	12.78	54.80	11.69	161.99	24.18	804.67
111	0.00	0.29	0.00	0.00	0.00	0.00	0.00	0.00
112	0.00	0.14	0.00	0.30	0.00	53.98	5.39	255.67
114	0.00	0.17	0.00	0.48	0.00	1.08	0.00	8.29
118	0.00	16.21	6.64	28.72	5.41	87.89	12.64	481.14
120	0.00	0.00	0.00	0.00	0.00	0.00	0.00	0.00
121	0.00	0.00	0.00	0.00	0.00	0.00	0.00	0.00
122	0.00	0.11	0.00	0.08	0.00	0.58	0.00	3.32
123	0.00	0.20	0.00	0.82	0.00	1.88	0.00	10.19
126	0.00	1.31	0.00	6.79	0.00	0.18	0.00	1.57
127	0.00	0.05	0.00	0.00	0.00	0.00	0.00	0.00
129/138/163	0.00	10.89	2.95	26.20	1.07	47.87	8.92	293.74
130	0.00	0.40	0.00	1.44	0.00	2.64	0.00	18.28
131	0.00	0.15	0.00	0.00	0.00	0.63	0.00	2.01
132	0.00	5.01	1.15	11.27	0.00	20.87	3.95	114.26
133	0.00	0.07	0.00	0.00	0.00	0.30	0.00	1.89
134/143	0.00	0.46	0.00	2.31	0.00	0.16	0.00	1.15
135/151	0.00	5.67	2.10	12.93	0.00	16.37	3.16	51.49
136	0.00	3.39	1.16	5.96	0.03	11.34	2.21	39.83
137	0.00	0.28	0.00	0.17	0.00	2.34	0.00	17.66
139/140	0.00	0.16	0.00	0.07	0.00	0.79	0.00	3.51
141	0.00	1.82	0.22	6.29	0.00	8.48	1.90	46.38
142	0.00	0.00	0.00	0.00	0.00	1.05	0.00	7.75
144	0.00	0.51	0.00	1.46	0.00	2.19	0.00	15.29
145	0.00	0.00	0.00	0.00	0.00	0.00	0.00	0.00
147/149	0.00	1.24	0.22	4.63	2.95	51.60	15.93	223.46
146/161	0.44	15.36	5.64	28.27	0.00	0.00	1.29	57.90
148	0.00	0.00	0.00	0.00	0.00	0.00	0.00	0.00
150	0.00	0.01	0.00	0.00	0.00	0.04	0.00	0.26
152	0.00	0.01	0.00	0.00	0.00	0.10	0.00	0.46
153/168	0.50	8.80	3.97	24.24	1.59	37.89	9.75	195.10
154	0.00	0.06	0.00	0.20	0.00	0.21	0.00	2.01
155	0.00	0.04	0.00	0.15	0.00	0.00	0.00	0.00
156/157	0.00	0.68	0.00	6.18	0.00	2.21	0.00	13.36
158	0.00	0.63	0.00	2.03	0.00	4.79	0.00	31.59
159	0.00	0.00	0.00	0.00	0.00	0.00	0.00	0.00
160	0.00	1.89	0.00	3.04	0.00	3.12	0.00	0.53
162	0.00	0.01	0.00	0.00	0.00	0.00	0.00	0.00
164	0.00	0.35	0.00	1.05	0.00	2.20	0.00	15.33
165	0.00	0.00	0.00	0.00	0.00	0.00	0.00	0.00
167	0.00	0.08	0.00	0.00	0.00	0.83	0.00	6.71
169	0.00	0.65	0.00	0.00	0.00	0.00	0.00	0.00
170	0.00	0.19	0.00	0.59	0.00	0.67	0.00	5.43
171/173	0.00	0.13	0.00	0.49	0.00	0.31	0.00	1.37
172	0.00	0.26	0.00	2.08	0.00	0.04	0.00	0.00
174	0.00	0.95	0.00	4.60	0.00	1.55	0.00	8.31
175	0.00	0.04	0.00	0.07	0.00	0.00	0.00	0.00
176	0.00	0.12	0.00	0.48	0.00	0.48	0.00	2.69
177	0.00	0.36	0.00	1.54	0.00	0.73	0.00	4.80
178	0.00	0.13	0.00	0.80	0.00	0.19	0.00	0.91
179	0.00	1.52	0.12	5.96	0.00	2.29	0.87	7.22
180/193	0.00	1.55	0.00	7.64	0.00	2.88	0.40	10.63
181	0.00	0.18	0.00	0.62	0.00	0.00	0.00	0.00
182	0.00	0.00	0.00	0.00	0.00	0.00	0.00	0.00
183	0.00	0.67	0.00	3.68	0.00	0.89	0.00	5.82
184	0.00	0.01	0.00	0.03	0.00	0.01	0.00	0.00
185	0.00	0.25	0.00	0.76	0.00	0.09	0.00	0.57
186	0.00	0.00	0.00	0.00	0.00	0.00	0.00	0.00
187	0.00	2.87	0.75	14.80	0.00	3.73	1.06	10.37
188	0.00	0.00	0.00	0.00	0.00	0.00	0.00	0.00
189	0.00	0.00	0.00	0.00	0.00	0.00	0.00	0.00
190	0.00	0.03	0.00	0.00	0.00	0.01	0.00	0.00
191	0.00	0.00	0.00	0.00	0.00	0.00	0.00	0.00
192	0.00	0.00	0.00	0.00	0.00	0.00	0.00	0.00
194	0.00	0.15	0.00	1.35	0.00	0.00	0.00	0.00
195	0.00	0.06	0.00	0.52	0.00	0.00	0.00	0.00
196	0.00	0.21	0.00	1.73	0.00	0.00	0.00	0.00
197	0.00	0.01	0.00	0.00	0.00	0.00	0.00	0.00
198/199	0.00	0.51	0.00	3.68	0.00	0.15	0.00	0.85
200	0.00	0.06	0.00	0.71	0.00	0.00	0.00	0.00
201	0.00	0.11	0.00	0.92	0.00	0.01	0.00	0.00
202	0.00	0.22	0.00	1.61	0.00	0.16	0.00	1.03
203	0.00	0.31	0.00	2.10	0.00	0.07	0.00	0.28
205	0.00	0.00	0.00	0.00	0.00	0.00	0.00	0.00
206	0.00	0.07	0.00	0.54	0.00	0.00	0.00	0.00
207	0.00	0.01	0.00	0.00	0.00	0.00	0.00	0.00
208	0.00	0.04	0.00	0.46	0.00	0.00	0.00	0.00
209	0.00	0.06	0.00	0.32	0.00	0.10	0.00	0.55

\*This coelution also includes congeners 119 and 125

Table A-2 Summary Statistics: Indoor Air [PCB] at Schools ( $\mu\text{g m}^{-3}$ )

Congener	Columbus Junction				East Chicago			
	5th %	Mean	Median	95th	5th %	Mean	Median	95th %
<b>SUM</b>	<b>84.70</b>	<b>885.17</b>	<b>586.00</b>	<b>2149.38</b>	<b>959.56</b>	<b>3382.26</b>	<b>1482.54</b>	<b>8794.51</b>
1	18.14	43.49	29.90	106.77	1.81	141.87	23.20	452.82
2	2.65	7.33	4.83	14.30	0.00	23.09	1.20	111.85
3	8.22	42.76	24.57	125.83	0.00	194.69	23.71	872.81
4	14.48	77.52	28.61	286.49	1.51	266.11	76.93	1109.32
5	0.00	0.59	0.00	2.73	0.00	4.71	0.00	37.24
6	10.93	30.39	16.45	90.05	1.43	115.66	47.53	362.21
7	0.00	5.60	1.18	22.92	0.00	26.44	5.89	82.31
8	39.68	139.92	69.65	453.15	37.21	520.41	236.52	1718.63
9	0.00	6.59	3.88	20.03	0.00	26.97	5.55	95.19
10	0.00	2.87	0.69	12.99	0.00	11.74	2.17	42.08
11	83.67	168.90	178.37	262.31	17.74	174.55	166.70	321.26
12/13	0.00	4.15	2.84	13.76	0.00	19.65	0.32	109.38
15	14.60	32.76	22.39	73.82	2.32	154.46	102.15	545.78
16	24.54	66.91	45.08	161.68	6.61	185.43	142.77	424.17
17	24.24	68.24	44.20	166.54	0.00	176.61	130.19	510.47
18/30	53.24	151.19	112.66	361.21	33.98	316.23	241.53	744.13
19	2.00	17.38	11.37	48.98	1.04	38.36	26.65	117.57
20/28	70.32	130.72	110.88	261.75	14.61	366.59	254.48	974.76
21/33	38.90	72.93	57.80	151.25	8.93	229.62	188.08	557.45
22	21.37	37.68	28.24	74.68	5.10	118.24	95.21	312.86
23	0.00	0.00	0.00	0.00	0.00	0.02	0.00	0.05
24	0.00	27.44	0.00	148.91	0.00	91.05	12.05	414.02
25	3.70	7.69	5.61	15.50	0.00	21.64	18.73	48.60
26/29	12.10	23.93	20.69	48.78	2.00	63.93	48.96	164.00
27	0.65	7.39	4.61	20.35	0.00	16.88	11.75	44.70
31	63.22	143.22	120.68	299.07	18.14	359.30	271.72	930.52
32	15.36	37.01	26.24	84.30	6.49	92.63	65.87	216.71
34	0.00	0.00	0.00	0.00	0.00	0.08	0.00	0.23
35	0.00	0.39	0.00	2.14	0.00	0.22	0.00	0.92
36	0.00	0.00	0.00	0.00	0.00	0.05	0.00	0.40
37	0.00	15.02	13.00	36.39	0.00	36.22	25.26	91.35
38	0.00	0.00	0.00	0.00	0.00	0.00	0.00	0.00
39	0.00	0.00	0.00	0.00	0.00	1.65	0.00	5.31
40/41/71	33.50	82.47	76.73	160.98	0.00	612.69	274.74	1833.74
42	0.00	5.58	5.62	13.85	0.00	10.55	0.00	41.71
43	0.00	0.00	0.00	0.00	0.00	0.36	0.00	0.97
44/47/65	NA	NA	NA	NA	NA	NA	NA	NA
45/51	6.32	26.76	23.90	62.32	0.00	45.99	21.94	137.91
46	0.00	7.59	7.68	19.62	0.00	10.28	8.83	23.72
48	0.00	17.18	12.25	53.61	0.00	21.27	0.00	73.58
49/69	83.53	224.05	205.80	425.08	0.74	247.09	149.25	760.67
50/53	8.99	39.21	37.20	77.88	0.00	38.59	32.25	97.14
52	430.08	1227.73	1129.31	2205.00	18.40	1246.58	688.87	4412.93
54	0.00	0.00	0.00	0.00	0.00	0.00	0.00	0.00
55	0.00	0.00	0.00	0.00	0.00	0.09	0.00	0.23
56	29.75	47.18	36.63	89.08	0.00	77.23	46.28	236.56
57	0.00	1.49	0.00	6.00	0.00	5.50	0.00	23.05
58	0.00	6.17	5.98	15.77	0.00	2.74	0.00	18.42
59/62/75	6.58	37.35	31.83	82.65	5.24	52.40	52.40	99.57
60	0.00	18.20	16.66	39.54	0.00	35.00	17.70	109.85
61/70/74/76	210.10	413.22	368.64	821.47	9.00	795.83	421.21	2621.18
63	0.51	11.68	11.28	28.81	0.00	13.66	3.11	42.84
64	42.74	106.12	98.43	197.70	3.44	149.45	93.43	433.99
66	51.18	112.97	88.81	238.87	0.00	201.21	123.84	659.54
67	0.00	3.20	0.00	15.24	0.00	6.66	0.00	32.93
68	0.00	0.00	0.00	0.00	0.00	0.00	0.00	0.00
72	0.00	0.00	0.00	0.00	0.00	0.06	0.00	0.16
73	0.00	0.00	0.00	0.00	0.00	0.20	0.00	0.55
77	0.00	1.49	0.00	8.21	0.00	0.05	0.00	0.13
78	0.00	0.00	0.00	0.00	0.00	0.00	0.00	0.00
79	0.00	0.20	0.00	1.09	0.00	0.24	0.00	2.07
80	0.00	0.00	0.00	0.00	0.00	0.00	0.00	0.00
81	0.00	0.00	0.00	0.00	0.00	0.71	0.00	3.76
82	11.28	32.09	24.83	71.90	0.00	78.07	39.82	289.15
83/99	113.53	239.06	175.04	513.82	25.89	209.18	209.18	392.47
84	64.28	172.98	157.80	323.55	0.00	304.67	151.94	1153.06
85/116/117	17.94	58.27	33.11	163.09	0.49	98.99	53.84	308.51
86/87/97/109*	86.78	221.30	146.53	532.43	5.88	574.37	297.02	1992.71
88/91	39.38	88.85	75.50	161.64	0.00	141.35	68.07	471.71
89	0.00	1.65	1.06	6.61	0.00	2.72	0.00	15.08
90/101/113	266.24	568.77	469.11	1222.36	19.23	1000.65	476.23	3741.38
92	42.42	104.53	93.74	222.88	0.00	177.39	83.16	661.45
93/100	0.00	0.00	0.00	0.00	0.00	10.53	0.00	54.14
94	0.00	0.68	0.00	2.46	0.00	0.82	0.00	5.19
95	287.39	639.63	576.40	1149.86	21.38	967.30	468.23	3579.32
96	0.00	4.11	4.29	8.53	0.00	4.41	1.06	19.04
98/102	6.25	20.64	20.52	45.18	0.00	14.18	5.52	50.87
103	0.00	1.85	1.48	5.64	0.00	2.14	0.00	12.34
104	0.00	0.00	0.00	0.00	0.00	0.00	0.00	0.00
105	18.74	49.99	33.15	116.87	0.00	131.04	55.69	520.28
106	0.00	0.00	0.00	0.00	0.00	0.00	0.00	0.00
107/124	0.00	4.97	3.41	16.14	0.00	14.27	5.18	56.70
108	0.89	9.74	7.55	27.04	0.00	22.21	0.28	87.88

Table A-2 Continued								
Congener	Columbus Junction				East Chicago			
	5th %	Mean	Median	95th	5th %	Mean	Median	95th %
110/115	179.98	373.96	297.15	813.27	13.69	811.29	397.96	3007.05
111	0.00	0.00	0.00	0.00	0.00	0.00	0.00	0.00
112	0.00	0.00	0.00	0.00	0.00	0.00	0.00	0.00
114	0.00	1.35	0.00	5.64	0.00	2.88	0.00	20.60
118	66.01	191.01	126.13	455.44	4.16	471.88	196.77	1866.44
120	0.00	0.00	0.00	0.00	0.00	0.00	0.00	0.00
121	0.00	0.00	0.00	0.00	0.00	0.00	0.00	0.00
122	0.00	0.05	0.00	0.28	0.00	0.04	0.00	0.11
123	0.00	5.55	3.30	18.06	0.00	22.15	5.35	102.63
126	0.00	0.00	0.00	0.00	0.00	0.00	0.00	0.00
127	0.00	0.00	0.00	0.00	0.00	0.00	0.00	0.00
129/138/163	39.51	117.94	87.84	260.82	1.84	262.58	128.25	960.81
130	0.00	3.03	1.76	8.59	0.00	11.57	2.45	47.38
131	0.00	1.52	0.00	7.71	0.00	5.58	0.00	24.07
132	23.79	60.81	46.15	124.85	0.00	132.41	68.71	470.32
133	0.00	0.60	0.00	1.75	0.00	0.90	0.00	4.14
134/143	2.81	14.00	11.09	28.15	0.00	12.57	5.78	52.40
135/151	21.11	75.53	64.72	160.91	0.00	134.45	71.66	457.21
136	28.80	50.17	44.65	88.51	0.00	84.34	48.87	284.81
137	0.42	4.51	3.01	15.36	0.00	10.86	1.54	50.93
139/140	0.00	2.74	0.65	11.39	0.00	7.89	0.00	34.05
141	10.85	27.16	23.75	54.86	0.00	47.71	24.79	169.27
142	0.00	1.95	0.00	8.59	0.00	0.00	0.00	0.00
144	2.33	12.45	10.17	29.19	0.00	24.18	11.34	88.00
145	0.00	0.00	0.00	0.00	0.00	0.00	0.00	0.00
146/161	15.22	34.42	30.02	61.35	5.06	41.17	41.17	77.28
147/149	79.83	183.79	155.05	367.85	1.96	334.24	179.61	1164.73
148	0.00	0.00	0.00	0.00	0.00	0.00	0.00	0.00
150	0.00	0.00	0.00	0.00	0.00	0.12	0.00	0.78
152	0.00	0.00	0.00	0.00	0.00	0.00	0.00	0.00
153/168	42.75	122.30	106.16	259.77	4.07	224.44	115.11	780.66
154	0.00	0.43	0.00	1.66	0.00	3.18	1.09	12.01
155	0.00	0.00	0.00	0.00	0.00	0.00	0.00	0.00
156/157	0.00	3.48	1.32	12.75	0.00	9.07	0.33	33.45
158	2.55	11.90	8.23	30.87	0.00	27.75	12.93	107.69
159	0.00	0.00	0.00	0.00	0.00	0.00	0.00	0.00
160	0.00	0.00	0.00	0.00	0.00	0.34	0.00	0.91
162	0.00	0.00	0.00	0.00	0.00	0.00	0.00	0.00
164	0.00	4.03	2.30	15.25	0.00	9.57	1.94	40.51
165	0.00	0.00	0.00	0.00	0.00	0.00	0.00	0.00
167	0.00	0.06	0.00	0.32	0.00	1.81	0.00	12.32
169	0.00	0.00	0.00	0.00	0.00	0.00	0.00	0.00
170	0.00	0.16	0.00	0.87	0.00	1.49	0.00	7.75
171/173	0.00	0.49	0.00	2.69	0.00	1.66	0.00	8.98
172	0.00	0.00	0.00	0.00	0.00	0.05	0.00	0.14
174	0.00	10.05	7.12	20.36	0.00	15.34	8.80	49.80
175	0.00	0.00	0.00	0.00	0.00	0.49	0.00	2.78
176	0.00	3.54	3.25	7.06	0.00	3.43	1.25	11.59
177	0.00	3.29	1.20	10.32	0.00	5.17	2.39	17.70
178	0.00	2.10	0.55	5.94	0.00	1.05	0.00	6.33
179	6.19	16.53	18.50	25.90	0.00	18.93	15.68	48.50
180/193	6.10	15.07	17.14	23.02	0.00	13.45	12.52	33.00
181	0.00	4.49	1.27	15.40	0.00	3.29	0.00	13.74
182	0.00	0.25	0.00	1.36	0.00	0.00	0.00	0.00
183	0.00	4.84	3.16	14.70	0.00	6.07	1.43	25.01
184	0.00	0.00	0.00	0.00	0.00	0.00	0.00	0.00
185	0.00	4.19	1.27	14.63	0.00	5.85	1.55	22.82
186	0.00	0.00	0.00	0.00	0.00	0.00	0.00	0.00
187	9.42	25.41	31.10	38.33	0.00	27.92	23.43	61.19
188	0.00	0.00	0.00	0.00	0.00	0.00	0.00	0.00
189	0.00	0.00	0.00	0.00	0.00	0.00	0.00	0.00
190	0.00	0.00	0.00	0.00	0.00	0.05	0.00	0.14
191	0.00	0.00	0.00	0.00	0.00	0.00	0.00	0.00
192	0.00	0.00	0.00	0.00	0.00	0.00	0.00	0.00
194	0.00	0.00	0.00	0.00	0.00	0.00	0.00	0.00
195	0.00	0.00	0.00	0.00	0.00	0.00	0.00	0.00
196	0.00	0.00	0.00	0.00	0.00	0.00	0.00	0.00
197	0.00	0.00	0.00	0.00	0.00	0.00	0.00	0.00
198/199	0.00	0.73	0.00	4.00	0.00	1.69	0.00	6.38
200	0.00	0.00	0.00	0.00	0.00	0.00	0.00	0.00
201	0.00	0.00	0.00	0.00	0.00	0.60	0.00	2.32
202	0.00	1.08	1.00	2.53	0.00	0.30	0.00	1.63
203	0.00	0.05	0.00	0.28	0.00	0.16	0.00	1.33
205	0.00	0.00	0.00	0.00	0.00	0.00	0.00	0.00
206	0.00	0.00	0.00	0.00	0.00	0.00	0.00	0.00
207	0.00	0.00	0.00	0.00	0.00	0.00	0.00	0.00
208	0.00	0.00	0.00	0.00	0.00	0.00	0.00	0.00
209	0.00	0.00	0.00	0.00	0.00	0.04	0.00	0.10

\* This coelution also includes congeners 119 and 125



## APPENDIX B CONGENER-SPECIFIC DIETARY EXPOSURE ESTIMATES

Table B-1 Congener-specific dietary exposure for East Chicago Mothers

WWEIA Food Category		All Foods	Milk				Other Dairy Products			Yogurt	Cheese			Butter	Fats and oils	Marga-rine	Eggs
WWEIA	Avg. Ingestion Rate		Whole	2%	1%	Skim	3.7	3.7	3.7		10.0	10.0	10.0				
	Stdev.		53.0	57.0	24.0	46.0	0.2	0.0	0.0	15.0	0.5	0.0	0.0	0.2	1.0	0.0	1.1
TDS Food Subcategory		Whole	2%	1%	Skim	Canned Milk	Cream	Ice Cream	Yogurt	Cheddar	Cottage	Pro-cessed	Butter	Fats and oils	Marga-rine	Eggs	
<b>Σ PCB</b>		82.94	5.87	158	0.35	0.00	0.41	0.65	0.59	0.22	4.22	0.77	3.24	n.a.	n.a.	n.a.	3.17
<b>Σ PCB</b>		Dairy 17.96										Other 15.10					
<b>28</b>	5.30	0.299	0	0	0	0.021	0.024	0.026	0	0.138	0.059	0.123	n.a.	n.a.	n.a.	0.259	
<b>33</b>	2.72	0.253	0	0	0	0.013	0.018	0.019	0	0.099	0.044	0.087	n.a.	n.a.	n.a.	0.062	
<b>37</b>	1.32	0.077	0	0	0	0.005	0.005	0.007	0	0.033	0.012	0.026	n.a.	n.a.	n.a.	0	
<b>40</b>	0.59	0.032	0	0	0	0.001	0.001	0.002	0	0.010	0.005	0.009	n.a.	n.a.	n.a.	0.006	
<b>41</b>	2.55	0.205	0	0	0	0.011	0.013	0.014	0	0.069	0.030	0.067	n.a.	n.a.	n.a.	0.043	
<b>44</b>	1.98	0.185	0	0	0	0.009	0.012	0.012	0	0.064	0.029	0.061	n.a.	n.a.	n.a.	0.036	
<b>49</b>	1.89	0.129	0	0	0	0.008	0.014	0.009	0	0.082	0.021	0.085	n.a.	n.a.	n.a.	0	
<b>52</b>	2.76	0.278	0	0	0	0.012	0.016	0.017	0	0.091	0.040	0.087	n.a.	n.a.	n.a.	0.049	
<b>60</b>	1.87	0.145	0	0	0	0.010	0.010	0.012	0	0.057	0.021	0.054	n.a.	n.a.	n.a.	0.047	
<b>66</b>	3.16	0.201	0	0	0	0.016	0.017	0.018	0	0.101	0.027	0.095	n.a.	n.a.	n.a.	0.121	
<b>74</b>	2.77	0.193	0.087	0.025	0	0.017	0.029	0.024	0.016	0.181	0.025	0.159	n.a.	n.a.	n.a.	0.088	
<b>87</b>	2.20	0.137	0	0	0	0.008	0.011	0.011	0	0.066	0.018	0.051	n.a.	n.a.	n.a.	0.039	
<b>90</b>	3.48	0.266	0	0	0	0.016	0.019	0.020	0	0.113	0.038	0.100	n.a.	n.a.	n.a.	0.048	
<b>99</b>	4.44	0.334	0.174	0.043	0	0.030	0.050	0.043	0.028	0.382	0.039	0.268	n.a.	n.a.	n.a.	0.181	
<b>105</b>	2.25	0.216	0.110	0	0	0.014	0.022	0.020	0	0.166	0.022	0.114	n.a.	n.a.	n.a.	0.155	
<b>110</b>	8.80	0.638	0	0	0	0.039	0.046	0.048	0	0.251	0.087	0.212	n.a.	n.a.	n.a.	0	
<b>118</b>	6.54	0.593	0.314	0.070	0	0.043	0.080	0.066	0.046	0.604	0.062	0.390	n.a.	n.a.	n.a.	0.372	
<b>128</b>	1.77	0.123	0.068	0.014	0	0.007	0.015	0.010	0.010	0.106	0.014	0.076	n.a.	n.a.	n.a.	0.090	
<b>129</b>	0.36	0.009	0	0	0	0.000	0	0	0	0	0.001	0.001	n.a.	n.a.	n.a.	0	
<b>136</b>	0.44	0.015	0	0	0	0.000	0.001	0.001	0	0.007	0.002	0.006	n.a.	n.a.	n.a.	0	
<b>137</b>	0.40	0.029	0.016	0.003	0	0.002	0.004	0.003	0.002	0.031	0.003	0.022	n.a.	n.a.	n.a.	0.018	
<b>138</b>	6.83	0.493	0.270	0.063	0	0.038	0.073	0.063	0.039	0.502	0.051	0.358	n.a.	n.a.	n.a.	0.422	
<b>141</b>	0.77	0.027	0	0	0	0.001	0.001	0.001	0	0.010	0.003	0.009	n.a.	n.a.	n.a.	0.011	
<b>151</b>	0.68	0.027	0	0	0	0.001	0.002	0.002	0	0.013	0.004	0.011	n.a.	n.a.	n.a.	0.017	
<b>153</b>	7.33	0.464	0.270	0.063	0	0.042	0.079	0.069	0.041	0.537	0.052	0.392	n.a.	n.a.	n.a.	0.415	
<b>156</b>	0.68	0.052	0.031	0.007	0	0.003	0.006	0.006	0.004	0.051	0.005	0.033	n.a.	n.a.	n.a.	0.051	
<b>157</b>	0.23	0.011	0.006	0.001	0	0.000	0.001	0.001	0.001	0.008	0.001	0.007	n.a.	n.a.	n.a.	0.006	
<b>170</b>	1.23	0.083	0.047	0.013	0	0.005	0.011	0.011	0.008	0.074	0.008	0.053	n.a.	n.a.	n.a.	0.095	
<b>180</b>	3.07	0.166	0.097	0.023	0	0.012	0.028	0.026	0.015	0.177	0.016	0.132	n.a.	n.a.	n.a.	0.217	
<b>183</b>	0.84	0.050	0.029	0.007	0	0.003	0.008	0.007	0.005	0.059	0.005	0.039	n.a.	n.a.	n.a.	0.045	
<b>185</b>	0.19	0.001	0	0	0	0.000	0.000	0.000	0	0.001	0.000	0.001	n.a.	n.a.	n.a.	0.002	
<b>187</b>	1.13	0.030	0	0	0	0.001	0.003	0.003	0	0.022	0.003	0.016	n.a.	n.a.	n.a.	0.085	
<b>189</b>	0.03	0.001	0.002	0	0	0.000	0.000	0.000	0	0.002	0.000	0.002	n.a.	n.a.	n.a.	0.003	
<b>191</b>	0.12	0.001	0.002	0	0	0.000	0.000	0.000	0	0.002	0.000	0.001	n.a.	n.a.	n.a.	0.002	
<b>193</b>	0.18	0.005	0.002	0.000	0	0.000	0.000	0.000	0.000	0.005	0.000	0.003	n.a.	n.a.	n.a.	0.009	
<b>194</b>	0.40	0.019	0.012	0.003	0.001	0.001	0.003	0.002	0.002	0.019	0.002	0.017	n.a.	n.a.	n.a.	0.034	
<b>201</b>	0.52	0.019	0.010	0.003	0	0.001	0.002	0.002	0.001	0.015	0.002	0.014	n.a.	n.a.	n.a.	0.058	
<b>203</b>	0.52	0.030	0.018	0.004	0.001	0.002	0.005	0.004	0.002	0.032	0.003	0.029	n.a.	n.a.	n.a.	0.038	
<b>206</b>	0.28	0.017	0.012	0.001	0	0.001	0.003	0.002	0.001	0.022	0.001	0.016	n.a.	n.a.	n.a.	0.022	
<b>209</b>	0.14	0.005	0.004	0.000	0	0.000	0.001	0.000	0	0.009	0.000	0.006	n.a.	n.a.	n.a.	0.009	



Table B-2 Congener-specific dietary exposure for East Chicago female children

WWEIA Food Category		All Foods	Milk				Other Dairy Products			Yogurt	Cheese			Butter	Fats and oils	Margarine	Eggs
WWEIA Ingestion Rate	Avg. Stdev.		Whole	2%	1%	Skim	2.7	2.7	2.7		12.0	12.0	12.0				
TDS Food Subcategory			Whole	2%	1%	Skim	Canned Milk	Cream	Ice Cream	Yogurt	Cheddar	Cottage	Processed	Butter	Fats and oils	Margarine	Eggs
<b>ΣPCB</b>		71.19	6.87	2.28	0.36	0.00	0.30	0.47	0.43	0.06	5.07	0.92	3.89	n.a.	n.a.	n.a.	2.56
<b>ΣPCB</b>			Dairy 20.70										Other 5.033				
<b>28</b>	5.00	0.350	0	0	0	0.015	0.018	0.019	0	0.166	0.070	0.148	n.a.	n.a.	n.a.	0.209	
<b>33</b>	2.56	0.296	0	0	0	0.009	0.013	0.013	0	0.19	0.052	0.105	n.a.	n.a.	n.a.	0.050	
<b>37</b>	1.26	0.090	0	0	0	0.004	0.004	0.005	0	0.039	0.014	0.031	n.a.	n.a.	n.a.	0	
<b>40</b>	0.56	0.038	0	0	0	0.001	0.001	0.001	0	0.012	0.006	0.011	n.a.	n.a.	n.a.	0.005	
<b>41</b>	2.18	0.239	0	0	0	0.008	0.009	0.010	0	0.083	0.036	0.081	n.a.	n.a.	n.a.	0.035	
<b>44</b>	1.65	0.217	0	0	0	0.007	0.008	0.009	0	0.077	0.035	0.074	n.a.	n.a.	n.a.	0.029	
<b>49</b>	1.66	0.151	0	0	0	0.006	0.010	0.006	0	0.098	0.025	0.102	n.a.	n.a.	n.a.	0	
<b>52</b>	2.17	0.325	0	0	0	0.009	0.012	0.012	0	0.110	0.048	0.105	n.a.	n.a.	n.a.	0.039	
<b>60</b>	1.62	0.169	0	0	0	0.007	0.007	0.008	0	0.069	0.025	0.065	n.a.	n.a.	n.a.	0.038	
<b>66</b>	2.65	0.235	0	0	0	0.011	0.012	0.013	0	0.121	0.033	0.114	n.a.	n.a.	n.a.	0.098	
<b>74</b>	2.50	0.226	0.125	0.026	0	0.012	0.021	0.017	0.004	0.217	0.031	0.191	n.a.	n.a.	n.a.	0.071	
<b>87</b>	1.88	0.160	0	0	0	0.006	0.008	0.008	0	0.079	0.022	0.062	n.a.	n.a.	n.a.	0.031	
<b>90</b>	2.58	0.312	0	0	0	0.012	0.014	0.015	0	0.136	0.045	0.120	n.a.	n.a.	n.a.	0.039	
<b>99</b>	3.91	0.391	0.251	0.045	0	0.022	0.037	0.031	0.007	0.459	0.047	0.322	n.a.	n.a.	n.a.	0.147	
<b>105</b>	1.99	0.253	0.158	0	0	0.010	0.016	0.014	0	0.199	0.027	0.137	n.a.	n.a.	n.a.	0.125	
<b>110</b>	7.15	0.746	0	0	0	0.028	0.033	0.034	0	0.301	0.104	0.254	n.a.	n.a.	n.a.	0	
<b>118</b>	5.83	0.694	0.451	0.073	0	0.031	0.058	0.048	0.012	0.725	0.074	0.468	n.a.	n.a.	n.a.	0.301	
<b>128</b>	1.63	0.144	0.098	0.015	0	0.005	0.011	0.007	0.002	0.127	0.017	0.091	n.a.	n.a.	n.a.	0.073	
<b>129</b>	0.37	0.011	0	0	0	0.000	0	0	0	0	0.001	0.002	n.a.	n.a.	n.a.	0	
<b>136</b>	0.40	0.018	0	0	0	0.000	0.000	0.000	0	0.009	0.003	0.007	n.a.	n.a.	n.a.	0	
<b>137</b>	0.37	0.033	0.023	0.003	0	0.001	0.002	0.002	0.000	0.037	0.003	0.026	n.a.	n.a.	n.a.	0.014	
<b>138</b>	5.74	0.577	0.389	0.066	0	0.028	0.053	0.046	0.010	0.602	0.061	0.429	n.a.	n.a.	n.a.	0.341	
<b>141</b>	0.68	0.031	0	0	0	0.001	0.001	0.001	0	0.012	0.003	0.011	n.a.	n.a.	n.a.	0.009	
<b>151</b>	0.44	0.031	0	0	0	0.001	0.001	0.001	0	0.016	0.004	0.013	n.a.	n.a.	n.a.	0.014	
<b>153</b>	6.09	0.543	0.389	0.065	0	0.030	0.058	0.050	0.011	0.645	0.063	0.470	n.a.	n.a.	n.a.	0.336	
<b>156</b>	0.61	0.061	0.044	0.007	0	0.002	0.004	0.004	0.001	0.061	0.006	0.039	n.a.	n.a.	n.a.	0.041	
<b>157</b>	0.22	0.013	0.008	0.001	0	0.000	0.000	0.000	0.000	0.010	0.002	0.008	n.a.	n.a.	n.a.	0.005	
<b>170</b>	1.08	0.097	0.068	0.013	0	0.004	0.008	0.008	0.002	0.088	0.010	0.063	n.a.	n.a.	n.a.	0.077	
<b>180</b>	2.62	0.194	0.140	0.024	0	0.009	0.020	0.019	0.004	0.212	0.020	0.159	n.a.	n.a.	n.a.	0.176	
<b>183</b>	0.71	0.058	0.041	0.007	0	0.002	0.006	0.005	0.001	0.070	0.007	0.046	n.a.	n.a.	n.a.	0.036	
<b>185</b>	0.18	0.002	0	0	0	9.733	0.000	0.000	0	0.001	0.000	0.001	n.a.	n.a.	n.a.	0.001	
<b>187</b>	0.76	0.036	0	0	0	0.001	0.002	0.002	0	0.027	0.004	0.019	n.a.	n.a.	n.a.	0.069	
<b>189</b>	0.03	0.002	0.002	0	0	9.733	0.000	0.000	0	0.003	0.000	0.002	n.a.	n.a.	n.a.	0.002	
<b>191</b>	0.13	0.002	0.002	0	0	9.733	0.000	0.000	0	0.003	0.000	0.002	n.a.	n.a.	n.a.	0.001	
<b>193</b>	0.16	0.006	0.002	0.000	0	0.000	0.000	0.000	0.000	0.006	0.000	0.004	n.a.	n.a.	n.a.	0.008	
<b>194</b>	0.36	0.022	0.017	0.003	0.001	0.001	0.002	0.002	0.000	0.023	0.002	0.020	n.a.	n.a.	n.a.	0.027	
<b>201</b>	0.41	0.022	0.014	0.003	0	0.000	0.001	0.001	0.000	0.018	0.002	0.017	n.a.	n.a.	n.a.	0.047	
<b>203</b>	0.46	0.036	0.026	0.004	0.001	0.001	0.003	0.003	0.000	0.038	0.003	0.035	n.a.	n.a.	n.a.	0.031	
<b>206</b>	0.27	0.020	0.017	0.001	0	0.000	0.002	0.001	0.000	0.027	0.001	0.019	n.a.	n.a.	n.a.	0.017	
<b>209</b>	0.13	0.006	0.005	0.000	0	0.000	0.000	0.000	0	0.010	0.000	0.008	n.a.	n.a.	n.a.	0.007	

Table B-2 Continued

WWEIA Food Category		Beef			Pork		Other Meats					Poultry	Fish				
WWEIA Ingestion Rate	Avg. Stdev.	12.7	12.7	12.7	7.0	7.0	0.2	0.2	0.2	0.2	0.2	0.2	71.0	1.3	1.3	1.3	1.3
		12	0.0	0.0	0.4	0.0	0.9	0.0	0.0	0.0	0.0	0.0	15	0.4	0.0	0.0	0.0
TDS Food Subcategory	Steak	Roast	Ground	Fresh	Cured	Veal	Lamb	Cold Cuts	Luncheon Meats	Organ Meats	Wieners	Poultry	Marine	Fresh-water	Canned	Shell	
<b>ΣPCB</b>	2.72	2.05	8.74	4.93	2.37	0.04	0.01	0.03	0.04	0.02	0.04	n.a.	0.79	3.06	1.10	0.07	
<b>ΣPCB</b>	Meat 29.94											Fish 15.50					
28	0.213	0.191	0.420	0.377	0.204	0.001	0.001	0.003	0.001	0.001	0.002	n.a.	0.014	0.036	0.031	0	
33	0.136	0.114	0.281	0.245	0.126	0.001	0.001	0.001	0.001	0.000	0.001	n.a.	0.002	0.006	0.007	0	
37	0.043	0.034	0.156	0.132	0.036	0.000	0.000	0.000	0.000	0.000	0.000	n.a.	0	0.001	0.001	0	
40	0.017	0.012	0.041	0.042	0.014	0.000	0.000	0.000	0.000	0.000	0.000	n.a.	0.001	0.006	0.003	0	
41	0.117	0.086	0.282	0.299	0.103	0.000	0.000	0.000	0.000	0.000	0.000	n.a.	0.008	0.062	0.025	0	
44	0.102	0.076	0.218	0.229	0.101	0.000	0.000	0.000	0.000	0.000	0.000	n.a.	0.011	0.048	0.029	0	
49	0.076	0.054	0.170	0.176	0.081	0.000	0.000	0.000	0.000	0.000	0.001	n.a.	0.009	0.039	0.026	0	
52	0.130	0.101	0.280	0.270	0.170	0.000	0.000	0.001	0.001	0.000	0.001	n.a.	0.025	0.107	0.062	0	
60	0.071	0.058	0.299	0.226	0.064	0.000	0.000	0.000	0.000	0.000	0.000	n.a.	0.006	0.029	0.018	0	
66	0.098	0.077	0.444	0.349	0.086	0.000	0.000	0.000	0.000	0.000	0.001	n.a.	0.018	0.092	0.039	0.003	
74	0.076	0.052	0.342	0.219	0.060	0.001	0.000	0.000	0.000	0.000	0.001	n.a.	0.013	0.058	0.026	0.002	
87	0.060	0.060	0.227	0.155	0.063	0.000	0.000	0.000	0.001	0.000	0.000	n.a.	0.016	0.068	0.038	0	
90	0.108	0.095	0.363	0.265	0.089	0.000	0.000	0.000	0.001	0.000	0.000	n.a.	0.050	0.214	0.106	0.006	
99	0.144	0.081	0.415	0.167	0.084	0.003	0.000	0.002	0.003	0.001	0.002	n.a.	0.050	0.167	0.060	0.005	
105	0.053	0.052	0.225	0.109	0.043	0.001	0.000	0.000	0.000	0.000	0.001	n.a.	0.033	0.076	0.025	0.002	
110	0.280	0.309	1034	0.719	0.278	0.002	0.002	0.002	0.003	0.001	0.002	n.a.	0.068	0.424	0.144	0	
118	0.209	0.146	0.717	0.231	0.106	0.005	0.000	0.002	0.003	0.001	0.004	n.a.	0.081	0.210	0.077	0.009	
128	0.031	0.024	0.084	0.048	0.039	0.000	0.000	0.000	0.000	0.000	0.000	n.a.	0.022	0.058	0.015	0.001	
129	0.002	0.005	0	0.008	0.003	0	2.433	4.258	4.258	0	0.000	n.a.	0.001	0.004	0.002	0.000	
136	0.009	0.008	0.022	0.017	0.008	7.908	6.691	8.516	0.000	0.000	6.083	n.a.	0.000	0.013	0.009	0	
137	0.012	0.006	0.030	0.009	0.006	0.000	0.000	0.000	0.000	0.000	0.000	n.a.	0.004	0.010	0.004	0.000	
138	0.202	0.125	0.653	0.183	0.152	0.005	0.000	0.003	0.006	0.003	0.004	n.a.	0.105	0.350	0.092	0.012	
141	0.011	0.011	0.045	0.026	0.014	0.000	0.000	0.000	0.000	0.000	0.000	n.a.	0.007	0.030	0.013	0.001	
151	0.013	0.012	0.047	0.033	0.022	0.000	0.000	0.000	0.000	0.000	0.000	n.a.	0.011	0.068	0.028	0.000	
153	0.240	0.121	0.740	0.154	0.141	0.007	0.001	0.004	0.007	0.002	0.005	n.a.	0.122	0.400	0.107	0.014	
156	0.018	0.012	0.064	0.022	0.017	0.000	0.000	0.000	0.000	0.000	0.000	n.a.	0.008	0.021	0.006	0.001	
157	0.003	0.003	0.009	0.005	0.006	9.733	2.433	6.083	8.516	2.433	6.691	n.a.	0.001	0.004	0.001	0.000	
170	0.038	0.020	0.185	0.031	0.039	0.000	0.000	0.000	0.001	0.000	0.000	n.a.	0.012	0.043	0.010	0.002	
180	0.094	0.042	0.475	0.063	0.079	0.002	0.000	0.002	0.003	0.001	0.002	n.a.	0.032	0.138	0.030	0.005	
183	0.029	0.010	0.126	0.019	0.019	0.000	0.000	0.000	0.000	0.000	0.000	n.a.	0.009	0.041	0.009	0.001	
185	0.001	0.000	0.007	0.003	0.002	1216	1216	2.433	0.000	0.000	0.000	n.a.	0.000	0.003	0.001	0.000	
187	0.017	0.009	0.097	0.040	0.041	0.000	0.000	0.000	0.001	0.000	0.000	n.a.	0.018	0.118	0.028	0.003	
189	0.000	0.000	0.004	0.000	0.001	0.000	1216	3.041	6.083	6.083	0.000	n.a.	0.000	0.001	0.000	0.000	
191	0.000	0.000	0.005	0.000	0.001	4.258	6.083	3.041	4.866	1216	3.041	n.a.	0.000	0.001	0.000	0.000	
193	0.002	0.001	0.014	0.002	0.003	6.083	2.433	0.000	0.000	0.000	0.000	n.a.	0.002	0.009	0.001	0.000	
194	0.011	0.005	0.054	0.008	0.010	0.000	0.000	0.000	0.000	0.000	0.000	n.a.	0.002	0.015	0.002	0.000	
201	0.008	0.006	0.051	0.018	0.022	9.733	0.000	0.000	0.000	0.000	0.000	n.a.	0.005	0.037	0.005	0.001	
203	0.017	0.009	0.065	0.010	0.013	0.000	0.000	0.000	0.000	0.000	0.000	n.a.	0.003	0.021	0.002	0.000	
206	0.007	0.007	0.021	0.005	0.008	0.000	3.041	0.000	0.000	0.000	0.000	n.a.	0.001	0.008	0.001	0.000	
209	0.003	0.004	0.010	0.003	0.004	8.516	2.433	0.000	0.000	7.908	0.000	n.a.	0.001	0.004	0.001	0.000	



Table B-3 Continued

WWEIA Food																	
Category		Beef			Pork		Other Meats						Poultry	Fish			
WWEIA	Avg.	25.0	25.0	11.3	11.3	0.3	0.3	0.3	0.3	0.3	0.3	70.0	2.8	2.8	2.8	2.8	
Ingestion Rate	Stdev.	2.1	0.0	0.0	2.6	0.0	16	0.0	0.0	0.0	0.0	7.8	0.7	0.0	0.0	0.0	
TDS Food Subcategory	Steak	Roast	Ground	Fresh	Cured	Veal	Lamb	Cold Cuts	Luncheon Meats	Organ Meats	Wieners	Poultry	Marine	Fresh-water	Canned	Shell	
<b>ΣPCB</b>	5.37	4.06	17.2	7.99	3.84	0.08	0.03	0.07	0.09	0.04	0.08	n.a.	1.74	6.73	2.42	0.16	
<b>ΣPCB</b>	Meat 47.72											Fish 18.23					
28	0.420	0.378	0.829	0.611	0.331	0.003	0.002	0.006	0.003	0.003	0.005	n.a.	0.031	0.079	0.068	0	
33	0.269	0.225	0.555	0.397	0.204	0.002	0.002	0.002	0.002	0.001	0.002	n.a.	0.005	0.014	0.015	0	
37	0.085	0.068	0.309	0.215	0.058	0.000	0.000	0.000	0.000	0.000	0.000	n.a.	0	0.003	0.004	0	
40	0.033	0.024	0.081	0.068	0.023	0.000	0.000	0.000	0.000	0.000	0.000	n.a.	0.002	0.014	0.008	0	
41	0.232	0.170	0.557	0.485	0.167	0.001	0.001	0.001	0.001	0.001	0.001	n.a.	0.019	0.138	0.055	0	
44	0.202	0.150	0.431	0.372	0.164	0.001	0.001	0.001	0.001	0.000	0.001	n.a.	0.024	0.107	0.064	0	
49	0.151	0.106	0.336	0.285	0.131	0.001	0.000	0.001	0.001	0.000	0.002	n.a.	0.021	0.087	0.057	0	
52	0.258	0.199	0.553	0.437	0.275	0.001	0.001	0.002	0.002	0.001	0.002	n.a.	0.056	0.236	0.136	0	
60	0.140	0.114	0.591	0.366	0.104	0.001	0.001	0.001	0.001	0.000	0.001	n.a.	0.015	0.065	0.040	0	
66	0.195	0.152	0.877	0.566	0.139	0.001	0.001	0.001	0.001	0.000	0.002	n.a.	0.041	0.202	0.087	0.007	
74	0.150	0.104	0.675	0.354	0.098	0.002	0.000	0.001	0.001	0.000	0.003	n.a.	0.030	0.129	0.058	0.004	
87	0.118	0.119	0.448	0.251	0.102	0.001	0.000	0.001	0.002	0.000	0.001	n.a.	0.036	0.150	0.083	0	
90	0.214	0.187	0.718	0.429	0.144	0.001	0.001	0.001	0.002	0.000	0.001	n.a.	0.111	0.471	0.233	0.014	
99	0.285	0.161	0.820	0.271	0.136	0.007	0.000	0.004	0.006	0.002	0.005	n.a.	0.110	0.368	0.133	0.011	
105	0.105	0.103	0.445	0.177	0.071	0.002	0.000	0.001	0.001	0.001	0.002	n.a.	0.073	0.168	0.056	0.006	
110	0.552	0.610	2.041	1.165	0.451	0.004	0.004	0.005	0.006	0.003	0.004	n.a.	0.149	0.934	0.317	0	
118	0.413	0.288	1.415	0.374	0.171	0.011	0.001	0.005	0.006	0.003	0.009	n.a.	0.179	0.463	0.170	0.020	
128	0.062	0.049	0.166	0.078	0.063	0.001	0.000	0.001	0.001	0.000	0.001	n.a.	0.049	0.127	0.034	0.003	
129	0.005	0.010	0	0.013	0.006	0	4.866	8.516	8.516	0	0.000	n.a.	0.003	0.008	0.004	0.000	
136	0.018	0.016	0.044	0.028	0.013	0.000	0.000	0.000	0.000	0.000	0.000	n.a.	0.001	0.029	0.020	0	
137	0.023	0.012	0.059	0.015	0.010	0.000	0.000	0.000	0.000	0.000	0.000	n.a.	0.010	0.024	0.010	0.000	
138	0.400	0.247	1.289	0.297	0.246	0.010	0.001	0.007	0.013	0.007	0.008	n.a.	0.231	0.770	0.202	0.026	
141	0.021	0.022	0.089	0.043	0.023	0.000	0.000	0.000	0.000	0.000	0.000	n.a.	0.016	0.068	0.029	0.002	
151	0.027	0.023	0.093	0.054	0.036	0.000	0.000	0.000	0.001	0.000	0.000	n.a.	0.025	0.151	0.062	0.000	
153	0.474	0.239	1.461	0.249	0.228	0.014	0.002	0.009	0.014	0.005	0.010	n.a.	0.268	0.880	0.237	0.032	
156	0.036	0.025	0.127	0.036	0.028	0.001	0.000	0.000	0.001	0.000	0.000	n.a.	0.018	0.047	0.013	0.002	
157	0.006	0.006	0.019	0.008	0.010	0.000	4.866	0.000	0.000	4.866	0.000	n.a.	0.003	0.009	0.002	0.000	
170	0.076	0.041	0.365	0.050	0.063	0.001	0.000	0.001	0.003	0.000	0.001	n.a.	0.026	0.095	0.022	0.004	
180	0.187	0.084	0.938	0.102	0.129	0.005	0.000	0.004	0.006	0.002	0.004	n.a.	0.072	0.305	0.066	0.012	
183	0.057	0.020	0.249	0.031	0.031	0.001	0.000	0.000	0.001	0.000	0.001	n.a.	0.021	0.091	0.021	0.003	
185	0.002	0.001	0.015	0.005	0.004	2.433	2.433	4.866	0.000	0.000	0.000	n.a.	0.001	0.008	0.003	0.000	
187	0.034	0.019	0.192	0.065	0.066	0.000	0.000	0.001	0.002	0.000	0.000	n.a.	0.039	0.261	0.063	0.008	
189	0.001	0.000	0.009	0.001	0.001	0.000	2.433	6.083	0.000	1.216	0.000	n.a.	0.001	0.003	0.000	0.000	
191	0.001	0.000	0.010	0.001	0.001	8.516	12.16	6.083	9.733	2.433	6.083	n.a.	0.000	0.003	0.001	0.000	
193	0.005	0.003	0.028	0.004	0.006	0.000	4.866	0.000	0.000	0.000	0.000	n.a.	0.004	0.019	0.003	0.000	
194	0.021	0.010	0.107	0.013	0.016	0.000	0.000	0.000	0.000	0.000	0.000	n.a.	0.006	0.035	0.005	0.001	
201	0.016	0.013	0.101	0.029	0.037	0.000	0.000	0.000	0.000	0.000	0.000	n.a.	0.012	0.082	0.012	0.002	
203	0.034	0.019	0.129	0.016	0.021	0.000	0.000	0.000	0.000	0.000	0.001	n.a.	0.007	0.047	0.006	0.001	
206	0.014	0.015	0.042	0.008	0.013	0.000	6.083	0.000	0.000	0.000	0.000	n.a.	0.003	0.017	0.002	0.000	
209	0.007	0.009	0.020	0.005	0.007	0.000	4.866	0.000	0.000	0.000	0.000	n.a.	0.002	0.010	0.004	0.000	

Table B-4 Congener-specific dietary exposure for Columbus Junction Mothers

WWEIA Food Category		All Foods	Milk				Other Dairy Products			Yogurt	Cheese			Butter	Fats and oils	Margarine	Eggs
WWEIA Ingestion Rate	Avg. Stdev.		Whole	2%	1%	Skim	3.7	3.7	3.7		10.0	10.0	10.0				
TDS Food Subcategory			Whole	2%	1%	Skim	Canned Milk	Cream	Ice Cream	Yogurt	Cheddar	Cottage	Processed	Butter	Fats and oils	Margarine	Eggs
<b>Σ PCB</b>		54.20	1.33	8.86	0.19	0	0.51	0.36	1.42	0.06	3.21	0.20	3.29	n.a.	n.a.	n.a.	3.66
<b>Σ PCB</b>			Dairy 19.48										Other 18.57				
28	2.41	0	0.478	0.087	0	0.022	0.012	0.049	0	0.083	0	0.087	n.a.	n.a.	n.a.	0.697	
33	0.92	0	0.228	0	0	0.016	0.008	0.029	0	0.058	0	0.058	n.a.	n.a.	n.a.	0.076	
37	0.55	0	0.270	0	0	0.012	0	0.037	0	0.018	0	0.036	n.a.	n.a.	n.a.	0.030	
40	0.17	0	0.062	0	0	0.002	0	0.005	0	0.003	0	0.007	n.a.	n.a.	n.a.	0.007	
41	1.35	0	0.395	0	0	0.022	0	0.049	0	0.043	0	0.069	n.a.	n.a.	n.a.	0.068	
44	1.10	0	0.270	0	0	0.018	0	0.030	0	0.036	0	0.054	n.a.	n.a.	n.a.	0.053	
49	0.93	0	0.208	0	0	0.013	0.006	0.024	0	0.025	0	0.036	n.a.	n.a.	n.a.	0.099	
52	1.67	0	0.291	0	0	0.020	0.006	0.034	0	0.054	0	0.065	n.a.	n.a.	n.a.	0.068	
60	1.62	0	0.582	0	0	0.024	0	0.070	0	0.040	0	0.076	n.a.	n.a.	n.a.	0.084	
66	2.18	0	0.811	0	0	0.034	0	0.109	0	0.069	0	0.120	n.a.	n.a.	n.a.	0.145	
74	1.90	0	0.540	0	0	0.032	0.018	0.084	0	0.127	0	0.149	n.a.	n.a.	n.a.	0.122	
87	1.47	0	0.332	0	0	0.017	0	0.049	0	0.051	0	0.062	n.a.	n.a.	n.a.	0.045	
90	2.67	0	0.561	0	0	0.032	0	0.066	0	0.051	0	0.083	n.a.	n.a.	n.a.	0.068	
99	2.83	0.154	0.374	0	0	0.026	0.033	0.076	0	0.266	0.025	0.240	n.a.	n.a.	n.a.	0.145	
105	1.64	0.077	0.291	0	0	0.018	0.018	0.058	0	0.171	0.014	0.120	n.a.	n.a.	n.a.	0.068	
110	6.45	0	1.414	0	0	0.074	0	0.206	0	0.146	0	0.229	n.a.	n.a.	n.a.	0.199	
118	4.78	0.290	0.748	0	0	0.048	0.069	0.159	0	0.558	0.047	0.427	n.a.	n.a.	n.a.	0.214	
128	0.78	0.038	0.062	0.008	0	0.004	0.012	0.012	0.005	0.073	0.003	0.051	n.a.	n.a.	n.a.	0.045	
129	0.05	0	0	0	0	0.001	0	0.001	0	0	0	0	n.a.	n.a.	n.a.	0	
136	0.18	0	0.020	0	0	0.001	0	0.002	0	0.003	0	0.003	n.a.	n.a.	n.a.	0.007	
137	0.22	0.019	0.020	0	0	0.001	0.004	0.004	0	0.025	0.003	0.018	n.a.	n.a.	n.a.	0.015	
138	5.00	0.251	0.312	0.035	0	0.025	0.057	0.078	0.021	0.441	0.036	0.390	n.a.	n.a.	n.a.	0.344	
141	0.36	0	0.041	0	0	0.002	0.001	0.005	0	0.007	0	0.007	n.a.	n.a.	n.a.	0.015	
151	0.66	0	0.041	0	0	0.002	0.001	0.005	0	0.007	0	0.010	n.a.	n.a.	n.a.	0.022	
153	5.56	0.251	0.291	0.035	0	0.025	0.060	0.086	0.021	0.438	0.043	0.478	n.a.	n.a.	n.a.	0.421	
156	0.49	0.038	0.041	0.008	0	0.002	0.008	0.009	0	0.065	0.003	0.040	n.a.	n.a.	n.a.	0.038	
157	0.06	0	0	0	0	0	0.001	0.001	0	0.007	0	0.003	n.a.	n.a.	n.a.	0.007	
170	0.71	0.038	0.020	0.008	0	0.002	0.009	0.009	0.005	0.062	0.007	0.062	n.a.	n.a.	n.a.	0.068	
180	1.90	0.096	0.062	0.008	0	0.006	0.020	0.021	0.005	0.138	0.014	0.160	n.a.	n.a.	n.a.	0.176	
183	0.58	0.019	0.020	0	0	0.001	0.005	0.006	0	0.040	0.003	0.051	n.a.	n.a.	n.a.	0.045	
185	0.03	0	0	0	0	0	0	0	0	0	0	0	n.a.	n.a.	n.a.	0	
187	1.17	0.019	0.020	0	0	0.001	0.002	0.006	0	0.021	0	0.018	n.a.	n.a.	n.a.	0.114	
189	0.01	0	0	0	0	0	0	0	0	0.003	0	0.003	n.a.	n.a.	n.a.	0	
191	0.01	0	0	0	0	0	0	0	0	0.003	0	0.003	n.a.	n.a.	n.a.	0	
193	0.08	0	0	0	0	0	0	0.017	0	0.003	0	0.003	n.a.	n.a.	n.a.	0.007	
194	0.25	0.019	0	0	0	0.001	0.002	0.002	0	0.014	0	0.018	n.a.	n.a.	n.a.	0.022	
201	0.53	0	0.020	0	0	0	0.001	0.002	0	0.010	0	0.007	n.a.	n.a.	n.a.	0.045	
203	0.39	0.019	0.020	0	0	0.001	0.004	0.004	0	0.021	0.003	0.025	n.a.	n.a.	n.a.	0.030	
206	0.23	0	0	0	0	0	0.001	0.004	0	0.010	0	0.010	n.a.	n.a.	n.a.	0.022	
209	0.11	0	0	0	0	0	0	0.002	0	0.003	0	0.003	n.a.	n.a.	n.a.	0.007	



Table B-4 Continued

WWEIA Food Category		Beef			Pork		Other Meats					Poultry	Fish				
WWEIA Ingestion Rate	Avg. Stdev.	15.0 0.5	15.0 0.0	15.0 0.0	10.5 0.7	10.5 0.0	0.3 0.5	0.3 0.0	0.3 0.0	0.3 0.0	0.3 0.0	57.0 3.0	3.8 0.4	3.8 0.0	3.8 0.0	3.8 0.0	
TDS Food Subcategory		Steak	Roast	Ground	Fresh	Cured	Veal	Lamb	Cold Cuts	Luncheon Meats	Organ Meats	Wieners	Poultry	Marine	Fresh-water	Canned	Shell
<b>ΣPCB</b>		4.47	1.02	3.04	1.37	2.17	0.02	0.02	0.11	0.06	0.03	0.11	n.a.	8.84	5.80	3.69	0.24
<b>ΣPCB</b>		Meat 12.47											Fish 3.663				
28	0.142	0.076	0.164	0.130	0.122	0.003	0.002	0.002	0.002	0.003	0.002	n.a.	0.094	0.053	0.095	0	
33	0.114	0.054	0.104	0.061	0.034	0.002	0.001	0.001	0.001	0.002	0.001	n.a.	0.015	0.015	0.034	0	
37	0.082	0	0.032	0.019	0	0.000	0	0.000	0	0	0.000	n.a.	0	0	0.009	0	
40	0.027	0.005	0.010	0.007	0.003	0.000	0.000	0.000	0.000	0.000	0.000	n.a.	0.009	0.006	0.016	0	
41	0.186	0.043	0.082	0.045	0.034	0.001	0.001	0.001	0.001	0.001	0.002	n.a.	0.105	0.090	0.104	0	
44	0.153	0.043	0.082	0.042	0.038	0.001	0.001	0.001	0.001	0.001	0.001	n.a.	0.093	0.064	0.110	0	
49	0.104	0.027	0.054	0.030	0.042	0.001	0.000	0.000	0.000	0.000	0.001	n.a.	0.087	0.079	0.093	0	
52	0.186	0.060	0.120	0.072	0.099	0.002	0.001	0.002	0.001	0.001	0.005	n.a.	0.224	0.130	0.223	0	
60	0.191	0	0.109	0.038	0.233	0.001	0.001	0.005	0.000	0	0.002	n.a.	0.061	0.035	0.064	0	
66	0.251	0	0.098	0.049	0.042	0.001	0	0.001	0	0	0.003	n.a.	0.182	0.120	0.138	0	
74	0.323	0	0.142	0.030	0.042	0.000	0	0.001	0.001	0	0.003	n.a.	0.135	0.058	0.090	0	
87	0.186	0.027	0.082	0.038	0.053	0.000	0.000	0.001	0.000	0.000	0.002	n.a.	0.262	0.113	0.139	0	
90	0.372	0.043	0.153	0.076	0.084	0.001	0.001	0.002	0.001	0.000	0.003	n.a.	0.513	0.276	0.268	0.008	
99	0.180	0.049	0.153	0.057	0.099	0.000	0.000	0.004	0.002	0.001	0.007	n.a.	0.468	0.271	0.188	0.006	
105	0.114	0.027	0.071	0.022	0.049	0.000	0.000	0.001	0.000	0	0.003	n.a.	0.306	0.113	0.083	0.004	
110	0.843	0.131	0.372	0.160	0.214	0.003	0.003	0.006	0.003	0.004	0.010	n.a.	1.107	0.792	0.532	0	
118	0.312	0.087	0.257	0.065	0.130	0.001	0.000	0.006	0.004	0.001	0.014	n.a.	0.755	0.327	0.247	0.013	
128	0.032	0.005	0.032	0.019	0.034	0.000	0.000	0.001	0.001	0.000	0.001	n.a.	0.187	0.094	0.050	0.002	
129	0.010	0	0.005	0.003	0.003	0	0	0.000	0	0	0.000	n.a.	0.017	0.006	0.005	0	
136	0.021	0.005	0.010	0.003	0.007	0.000	0.000	0.000	0.000	0.000	0.000	n.a.	0.038	0.024	0.030	0	
137	0.010	0.005	0.010	0.003	0.007	0	0	0.000	0.000	0.000	0.000	n.a.	0.038	0.017	0.013	0.001	
138	0.202	0.071	0.240	0.107	0.210	0.000	0.000	0.013	0.010	0.004	0.011	n.a.	1.108	0.654	0.340	0.031	
141	0.032	0.005	0.016	0.007	0.011	0.000	0.000	0.000	0.000	0.000	0.000	n.a.	0.106	0.058	0.041	0.002	
151	0.043	0.010	0.021	0.022	0.030	0.000	0.000	0.000	0.000	0.000	0.000	n.a.	0.216	0.125	0.097	0.002	
153	0.191	0.109	0.306	0.118	0.226	0.000	0.002	0.018	0.011	0.003	0.014	n.a.	1.212	0.762	0.384	0.050	
156	0.016	0.005	0.027	0.011	0.019	0.000	0.000	0.001	0.000	0.000	0.001	n.a.	0.090	0.043	0.016	0.004	
157	0	0	0.005	0	0.003	0	0	0.000	0.000	0	0.000	n.a.	0.015	0.010	0.002	0.001	
170	0.021	0.021	0.043	0.015	0.038	0.000	0.000	0.004	0.002	0.000	0.002	n.a.	0.132	0.102	0.024	0.010	
180	0.043	0.060	0.114	0.038	0.088	0.000	0.000	0.013	0.005	0.001	0.006	n.a.	0.410	0.298	0.083	0.031	
183	0.016	0.016	0.032	0.011	0.026	0.000	0.000	0.003	0.001	0.000	0.001	n.a.	0.131	0.106	0.028	0.006	
185	0.005	0	0	0	0.003	0	0	0.000	0	0	0	n.a.	0.013	0.010	0.002	0	
187	0.027	0.010	0.021	0.030	0.065	0.000	0.000	0.002	0.001	0.000	0.000	n.a.	0.376	0.317	0.091	0.024	
189	0	0	0	0	0	0	0	0.000	0.000	0	0.000	n.a.	0.004	0.002	0.001	0	
191	0	0	0	0	0	0	0	0.000	0.000	0	0.000	n.a.	0.004	0.004	0.001	0	
193	0	0	0	0	0.003	0	0	0.000	0.000	0.000	0.000	n.a.	0.026	0.019	0.004	0.002	
194	0.005	0.005	0.016	0.003	0.011	0.000	0.000	0.002	0.000	0.000	0.001	n.a.	0.052	0.064	0.004	0.006	
201	0.010	0.005	0.010	0.011	0.022	0.000	0.000	0.001	0.000	0.000	0.000	n.a.	0.127	0.221	0.013	0.013	
203	0.005	0.010	0.021	0.007	0.015	0.000	0.000	0.002	0.000	0.000	0.001	n.a.	0.069	0.113	0.006	0.005	
206	0	0	0.005	0.003	0.011	0.000	0	0.000	0.000	0.000	0.000	n.a.	0.023	0.134	0.001	0.004	
209	0	0	0.005	0.003	0.003	0	0	0.000	0.000	0.000	0.000	n.a.	0.016	0.057	0.002	0.005	

Table B-5 Congener-specific dietary exposure for Columbus Junction female children

WWEIA Food Category		All Foods	Milk				Other Dairy Products			Yogurt	Cheese			Butter	Fats and oils	Margarine	Eggs
WWEIA Ingestion Rate	Avg. Stdev.		Whole	2%	1%	Skim	2.7	2.7	2.7		12.0	12.0	12.0				
TDS Food Subcategory			Whole	2%	1%	Skim	Canned Milk	Cream	Ice Cream	Yogurt	Cheddar	Cottage	Processed	Butter	Fats and oils	Margarine	Eggs
<b>ΣPCB</b>		43.20	1.56	12.7	0.20	0	0.37	0.26	1.03	0.01	3.85	0.24	3.95	n.a.	n.a.	n.a.	2.96
<b>ΣPCB</b>			Dairy 24.27										Other 6.192				
<b>28</b>	2.19	0	0.688	0.091	0	0.016	0.008	0.036	0	0.100	0	0.105	n.a.	n.a.	n.a.	0.564	
<b>33</b>	0.89	0	0.329	0	0	0.011	0.005	0.021	0	0.070	0	0.070	n.a.	n.a.	n.a.	0.062	
<b>37</b>	0.62	0	0.389	0	0	0.008	0	0.027	0	0.021	0	0.043	n.a.	n.a.	n.a.	0.024	
<b>40</b>	0.17	0	0.089	0	0	0.001	0	0.003	0	0.004	0	0.008	n.a.	n.a.	n.a.	0.006	
<b>41</b>	123	0	0.568	0	0	0.016	0	0.036	0	0.052	0	0.083	n.a.	n.a.	n.a.	0.055	
<b>44</b>	0.96	0	0.389	0	0	0.013	0	0.022	0	0.043	0	0.065	n.a.	n.a.	n.a.	0.043	
<b>49</b>	0.78	0	0.299	0	0	0.009	0.004	0.017	0	0.030	0	0.043	n.a.	n.a.	n.a.	0.080	
<b>52</b>	128	0	0.419	0	0	0.014	0.004	0.025	0	0.065	0	0.078	n.a.	n.a.	n.a.	0.055	
<b>60</b>	161	0	0.838	0	0	0.017	0	0.051	0	0.048	0	0.091	n.a.	n.a.	n.a.	0.068	
<b>66</b>	2.12	0	1.167	0	0	0.025	0	0.079	0	0.083	0	0.144	n.a.	n.a.	n.a.	0.117	
<b>74</b>	184	0	0.778	0	0	0.023	0.013	0.061	0	0.153	0	0.179	n.a.	n.a.	n.a.	0.099	
<b>87</b>	1.18	0	0.478	0	0	0.012	0	0.036	0	0.061	0	0.074	n.a.	n.a.	n.a.	0.037	
<b>90</b>	2.04	0	0.808	0	0	0.023	0	0.048	0	0.061	0	0.100	n.a.	n.a.	n.a.	0.055	
<b>99</b>	2.32	0.181	0.538	0	0	0.019	0.024	0.055	0	0.319	0.030	0.289	n.a.	n.a.	n.a.	0.117	
<b>105</b>	140	0.090	0.419	0	0	0.013	0.013	0.042	0	0.205	0.017	0.144	n.a.	n.a.	n.a.	0.055	
<b>110</b>	5.06	0	2.035	0	0	0.054	0	0.149	0	0.175	0	0.275	n.a.	n.a.	n.a.	0.161	
<b>118</b>	4.17	0.339	1.077	0	0	0.035	0.050	0.115	0	0.670	0.056	0.512	n.a.	n.a.	n.a.	0.173	
<b>128</b>	0.56	0.045	0.089	0.009	0	0.002	0.008	0.008	0.001	0.087	0.004	0.061	n.a.	n.a.	n.a.	0.037	
<b>129</b>	0.03	0	0	0	0	0.000	0	0.000	0	0	0	0	n.a.	n.a.	n.a.	0	
<b>136</b>	0.11	0	0.029	0	0	0.000	0	0.001	0	0.004	0	0.004	n.a.	n.a.	n.a.	0.006	
<b>137</b>	0.18	0.022	0.029	0	0	0.000	0.002	0.002	0	0.030	0.004	0.021	n.a.	n.a.	n.a.	0.012	
<b>138</b>	3.60	0.294	0.448	0.036	0	0.018	0.041	0.057	0.005	0.529	0.043	0.468	n.a.	n.a.	n.a.	0.279	
<b>141</b>	0.22	0	0.059	0	0	0.001	0.000	0.003	0	0.008	0	0.008	n.a.	n.a.	n.a.	0.012	
<b>151</b>	0.35	0	0.059	0	0	0.001	0.000	0.003	0	0.008	0	0.013	n.a.	n.a.	n.a.	0.018	
<b>153</b>	3.94	0.294	0.419	0.036	0	0.018	0.043	0.063	0.005	0.525	0.052	0.573	n.a.	n.a.	n.a.	0.341	
<b>156</b>	0.40	0.045	0.059	0.009	0	0.001	0.005	0.006	0	0.078	0.004	0.048	n.a.	n.a.	n.a.	0.031	
<b>157</b>	0.03	0	0	0	0	0	0.000	0.000	0	0.008	0	0.004	n.a.	n.a.	n.a.	0.006	
<b>170</b>	0.52	0.045	0.029	0.009	0	0.001	0.006	0.006	0.001	0.074	0.008	0.074	n.a.	n.a.	n.a.	0.055	
<b>180</b>	1.32	0.113	0.089	0.009	0	0.004	0.014	0.015	0.001	0.166	0.017	0.192	n.a.	n.a.	n.a.	0.142	
<b>183</b>	0.38	0.022	0.029	0	0	0.000	0.003	0.004	0	0.048	0.004	0.061	n.a.	n.a.	n.a.	0.037	
<b>185</b>	0.01	0	0	0	0	0	0	0	0	0	0	0	n.a.	n.a.	n.a.	0	
<b>187</b>	0.58	0.022	0.029	0	0	0.000	0.001	0.004	0	0.026	0	0.021	n.a.	n.a.	n.a.	0.093	
<b>189</b>	0.01	0	0	0	0	0	0	0	0	0.004	0	0.004	n.a.	n.a.	n.a.	0	
<b>191</b>	0.01	0	0	0	0	0	0	0	0	0.004	0	0.004	n.a.	n.a.	n.a.	0	
<b>193</b>	0.04	0	0	0	0	0	0	0.012	0	0.004	0	0.004	n.a.	n.a.	n.a.	0.006	
<b>194</b>	0.16	0.022	0	0	0	0.000	0.001	0.001	0	0.017	0	0.021	n.a.	n.a.	n.a.	0.018	
<b>201</b>	0.26	0	0.029	0	0	0	0.000	0.001	0	0.013	0	0.008	n.a.	n.a.	n.a.	0.037	
<b>203</b>	0.26	0.022	0.029	0	0	0.000	0.002	0.002	0	0.026	0.004	0.030	n.a.	n.a.	n.a.	0.024	
<b>206</b>	0.11	0	0	0	0	0	0.000	0.002	0	0.013	0	0.013	n.a.	n.a.	n.a.	0.018	
<b>209</b>	0.05	0	0	0	0	0	0	0.001	0	0.004	0	0.004	n.a.	n.a.	n.a.	0.006	

Table B-5 Continued

WWEIA Food Category		Beef			Pork		Other Meats					Poultry	Fish				
WWEIA Ingestion Rate	Avg. Stdev.	12.7 1.2	12.7 0.0	12.7 0.0	7.0 0.4	7.0 0.0	0.2 0.9	0.2 0.0	0.2 0.0	0.2 0.0	0.2 0.0	7.10 1.5	13 0.4	13 0.0	13 0.0	13 0.0	
TDS Food Subcategory		Steak	Roast	Ground	Fresh	Cured	Veal	Lamb	Cold Cuts	Luncheon Meats	Organ Meats	Wieners	Poultry	Marine	Fresh-water	Canned	Shell
<b>ΣPCB</b>		3.77	0.86	2.57	0.91	1.44	0.01	0.01	0.05	0.03	0.01	0.05	n.a.	2.94	1.93	1.23	0.08
<b>ΣPCB</b>		Meat 9.773											Fish 2.965				
28	0.120	0.064	0.138	0.086	0.081	0.001	0.001	0.001	0.001	0.001	0.001	n.a.	0.031	0.017	0.031	0	
33	0.097	0.046	0.087	0.040	0.022	0.001	0.000	0.000	0.000	0.001	0.000	n.a.	0.005	0.005	0.011	0	
37	0.069	0	0.027	0.012	0	0.000	0	0.000	0	0	0.000	n.a.	0	0	0.003	0	
40	0.023	0.004	0.009	0.005	0.002	0.000	0.000	0.000	6.083	0.000	0.000	n.a.	0.003	0.002	0.005	0	
41	0.157	0.036	0.069	0.030	0.022	0.000	0.000	0.000	0.000	0.000	0.001	n.a.	0.035	0.030	0.034	0	
44	0.129	0.036	0.069	0.028	0.025	0.000	0.000	0.000	0.000	0.000	0.000	n.a.	0.031	0.021	0.036	0	
49	0.087	0.023	0.046	0.020	0.028	0.000	0.000	0.000	0.000	0.000	0.000	n.a.	0.029	0.026	0.031	0	
52	0.157	0.050	0.101	0.048	0.066	0.001	0.000	0.001	0.000	0.000	0.002	n.a.	0.074	0.043	0.074	0	
60	0.161	0	0.092	0.025	0.155	0.000	0.000	0.002	0.000	0	0.001	n.a.	0.020	0.011	0.021	0	
66	0.212	0	0.083	0.033	0.028	0.000	0	0.000	0	0	0.001	n.a.	0.060	0.040	0.046	0	
74	0.272	0	0.120	0.020	0.028	0.000	0	0.000	0.000	0	0.001	n.a.	0.045	0.019	0.030	0	
87	0.157	0.023	0.069	0.025	0.035	0.000	0.000	0.000	0.000	0.000	0.001	n.a.	0.087	0.037	0.046	0	
90	0.314	0.036	0.129	0.051	0.056	0.000	0.000	0.001	0.000	0.000	0.001	n.a.	0.171	0.092	0.089	0.002	
99	0.152	0.041	0.129	0.038	0.066	0.000	0.000	0.002	0.001	0.000	0.003	n.a.	0.156	0.090	0.062	0.002	
105	0.097	0.023	0.060	0.015	0.033	0.000	0.000	0.000	0.000	0	0.001	n.a.	0.102	0.037	0.027	0.001	
110	0.711	0.110	0.314	0.107	0.143	0.001	0.001	0.003	0.001	0.002	0.005	n.a.	0.369	0.264	0.177	0	
118	0.263	0.073	0.217	0.043	0.086	0.000	0.000	0.003	0.002	0.000	0.007	n.a.	0.251	0.109	0.082	0.004	
128	0.027	0.004	0.027	0.012	0.022	6.083	6.083	0.000	0.000	0.000	0.000	n.a.	0.062	0.031	0.016	0.000	
129	0.009	0	0.004	0.002	0.002	0	0	6.083	0	0	6.083	n.a.	0.005	0.002	0.001	0	
136	0.018	0.004	0.009	0.002	0.005	6.083	6.083	0.000	6.083	6.083	0.000	n.a.	0.012	0.008	0.010	0	
137	0.009	0.004	0.009	0.002	0.005	0	0	0.000	0.000	6.083	0.000	n.a.	0.012	0.005	0.004	0.000	
138	0.171	0.060	0.203	0.071	0.140	0.000	0.000	0.006	0.005	0.002	0.005	n.a.	0.369	0.218	0.113	0.010	
141	0.027	0.004	0.013	0.005	0.007	6.083	6.083	0.000	6.083	6.083	0.000	n.a.	0.035	0.019	0.013	0.000	
151	0.036	0.009	0.018	0.015	0.020	6.083	0.000	0.000	0.000	0.000	0.000	n.a.	0.072	0.041	0.032	0.000	
153	0.161	0.092	0.258	0.079	0.150	0.000	0.001	0.009	0.005	0.001	0.007	n.a.	0.404	0.254	0.128	0.016	
156	0.013	0.004	0.023	0.007	0.012	6.083	0.000	0.000	0.000	0.000	0.000	n.a.	0.030	0.014	0.005	0.001	
157	0	0	0.004	0	0.002	0	0	6.083	6.083	0	6.083	n.a.	0.005	0.003	0.000	0.000	
170	0.018	0.018	0.036	0.010	0.025	6.083	0.000	0.002	0.001	0.000	0.001	n.a.	0.044	0.034	0.008	0.003	
180	0.036	0.050	0.097	0.025	0.058	0.000	0.000	0.006	0.002	0.000	0.003	n.a.	0.136	0.099	0.027	0.010	
183	0.013	0.013	0.027	0.007	0.017	6.083	6.083	0.001	0.000	0.000	0.000	n.a.	0.043	0.035	0.009	0.002	
185	0.004	0	0	0	0.002	0	0	6.083	0	0	0	n.a.	0.004	0.003	0.000	0	
187	0.023	0.009	0.018	0.020	0.043	6.083	0.000	0.001	0.000	0.000	0.000	n.a.	0.125	0.105	0.030	0.008	
189	0	0	0	0	0	0	0	6.083	6.083	0	6.083	n.a.	0.001	0.000	0.000	0	
191	0	0	0	0	0	0	0	6.083	6.083	0	6.083	n.a.	0.001	0.001	0.000	0	
193	0	0	0	0	0.002	0	0	0.000	6.083	6.083	0.000	n.a.	0.008	0.006	0.001	0.000	
194	0.004	0.004	0.013	0.002	0.007	6.083	6.083	0.001	0.000	6.083	0.000	n.a.	0.017	0.021	0.001	0.002	
201	0.009	0.004	0.009	0.007	0.015	6.083	6.083	0.000	0.000	0.000	0.000	n.a.	0.042	0.073	0.004	0.004	
203	0.004	0.009	0.018	0.005	0.010	6.083	6.083	0.001	0.000	0.000	0.000	n.a.	0.023	0.037	0.002	0.001	
206	0	0	0.004	0.002	0.007	6.083	0	0.000	0.000	6.083	0.000	n.a.	0.007	0.044	0.000	0.001	
209	0	0	0.004	0.002	0.002	0	0	0.000	0.000	6.083	0.000	n.a.	0.005	0.019	0.000	0.001	

Table B-6 Congener-specific exposure for Columbus Junction male children

WWEIA Food Category		All Foods	Milk				Other Dairy Products				Cheese			Butter	Fats and oils	Marga-rine	Eggs
WWEIA Ingestion Rate	Avg. Stdev.		Whole	2%	1%	Skim	2.3	2.3	2.3	Yogurt	14.7	14.7	14.7	2.0	30.0	3.0	25.0
			23.3	19.6	8.9	1.1	0.6	0.0	0.0	1.5	1.1	0.0	0.4	1.5	0.5	3.6	
TDS Food Subcategory			Whole	2%	1%	Skim	Canned Milk	Cream	Ice Cream	Yogurt	Cheddar	Cottage	Proc-essed	Butter	Fats and oils	Marga-rine	Eggs
<b>ΣPCB</b>	7134	3.14	20.0	0.35	0	0.33	0.23	0.90	0.01	4.71	0.30	4.83	n.a.	n.a.	n.a.	4.36	
<b>ΣPCB</b>			Dairy 34.90										Other 13.62				
<b>28</b>	3.48	0	1082	0.160	0	0.014	0.007	0.031	0	0.123	0	0.128	n.a.	n.a.	n.a.	0.830	
<b>33</b>	143	0	0.517	0	0	0.010	0.005	0.018	0	0.085	0	0.085	n.a.	n.a.	n.a.	0.091	
<b>37</b>	0.98	0	0.612	0	0	0.007	0	0.023	0	0.026	0	0.053	n.a.	n.a.	n.a.	0.036	
<b>40</b>	0.28	0	0.141	0	0	0.001	0	0.003	0	0.005	0	0.010	n.a.	n.a.	n.a.	0.009	
<b>41</b>	2.02	0	0.894	0	0	0.014	0	0.031	0	0.064	0	0.101	n.a.	n.a.	n.a.	0.082	
<b>44</b>	159	0	0.612	0	0	0.011	0	0.019	0	0.053	0	0.080	n.a.	n.a.	n.a.	0.063	
<b>49</b>	129	0	0.470	0	0	0.008	0.004	0.015	0	0.037	0	0.053	n.a.	n.a.	n.a.	0.118	
<b>52</b>	2.19	0	0.659	0	0	0.012	0.004	0.022	0	0.080	0	0.096	n.a.	n.a.	n.a.	0.082	
<b>60</b>	2.57	0	1.318	0	0	0.015	0	0.045	0	0.058	0	0.112	n.a.	n.a.	n.a.	0.100	
<b>66</b>	3.39	0	1.836	0	0	0.022	0	0.069	0	0.101	0	0.176	n.a.	n.a.	n.a.	0.173	
<b>74</b>	2.93	0	1.224	0	0	0.020	0.011	0.053	0	0.187	0	0.219	n.a.	n.a.	n.a.	0.146	
<b>87</b>	199	0	0.753	0	0	0.011	0	0.031	0	0.074	0	0.091	n.a.	n.a.	n.a.	0.054	
<b>90</b>	3.53	0	1.271	0	0	0.020	0	0.042	0	0.074	0	0.123	n.a.	n.a.	n.a.	0.082	
<b>99</b>	3.76	0.365	0.847	0	0	0.017	0.021	0.048	0	0.390	0.037	0.353	n.a.	n.a.	n.a.	0.173	
<b>105</b>	2.24	0.182	0.659	0	0	0.011	0.011	0.037	0	0.251	0.021	0.176	n.a.	n.a.	n.a.	0.082	
<b>110</b>	8.63	0	3.201	0	0	0.047	0	0.131	0	0.214	0	0.337	n.a.	n.a.	n.a.	0.237	
<b>118</b>	6.64	0.684	1.695	0	0	0.030	0.044	0.101	0	0.819	0.069	0.626	n.a.	n.a.	n.a.	0.255	
<b>128</b>	0.93	0.091	0.141	0.016	0	0.002	0.007	0.007	0.001	0.107	0.005	0.074	n.a.	n.a.	n.a.	0.054	
<b>129</b>	0.05	0	0	0	0	0.000	0	0.000	0	0	0	0	n.a.	n.a.	n.a.	0	
<b>136</b>	0.21	0	0.047	0	0	0.000	0	0.001	0	0.005	0	0.005	n.a.	n.a.	n.a.	0.009	
<b>137</b>	0.29	0.045	0.047	0	0	0.000	0.002	0.002	0	0.037	0.005	0.026	n.a.	n.a.	n.a.	0.018	
<b>138</b>	5.96	0.593	0.706	0.064	0	0.016	0.036	0.050	0.005	0.647	0.053	0.572	n.a.	n.a.	n.a.	0.410	
<b>141</b>	0.40	0	0.094	0	0	0.001	0.000	0.003	0	0.010	0	0.010	n.a.	n.a.	n.a.	0.018	
<b>151</b>	0.66	0	0.094	0	0	0.001	0.000	0.003	0	0.010	0	0.016	n.a.	n.a.	n.a.	0.027	
<b>153</b>	6.54	0.593	0.659	0.064	0	0.016	0.038	0.055	0.005	0.642	0.064	0.701	n.a.	n.a.	n.a.	0.501	
<b>156</b>	0.65	0.091	0.094	0.016	0	0.001	0.005	0.005	0	0.096	0.005	0.058	n.a.	n.a.	n.a.	0.045	
<b>157</b>	0.06	0	0	0	0	0	0.000	0.000	0	0.010	0	0.005	n.a.	n.a.	n.a.	0.009	
<b>170</b>	0.85	0.091	0.047	0.016	0	0.001	0.005	0.005	0.001	0.091	0.010	0.091	n.a.	n.a.	n.a.	0.082	
<b>180</b>	2.22	0.228	0.141	0.016	0	0.004	0.012	0.013	0.001	0.203	0.021	0.235	n.a.	n.a.	n.a.	0.209	
<b>183</b>	0.65	0.045	0.047	0	0	0.000	0.003	0.004	0	0.058	0.005	0.074	n.a.	n.a.	n.a.	0.054	
<b>185</b>	0.03	0	0	0	0	0	0	0	0	0	0	0	n.a.	n.a.	n.a.	0	
<b>187</b>	1.09	0.045	0.047	0	0	0.000	0.001	0.004	0	0.032	0	0.026	n.a.	n.a.	n.a.	0.136	
<b>189</b>	0.01	0	0	0	0	0	0	0	0	0.005	0	0.005	n.a.	n.a.	n.a.	0	
<b>191</b>	0.01	0	0	0	0	0	0	0	0	0.005	0	0.005	n.a.	n.a.	n.a.	0	
<b>193</b>	0.07	0	0	0	0	0	0	0.011	0	0.005	0	0.005	n.a.	n.a.	n.a.	0.009	
<b>194</b>	0.28	0.045	0	0	0	0.000	0.001	0.001	0	0.021	0	0.026	n.a.	n.a.	n.a.	0.027	
<b>201</b>	0.49	0	0.047	0	0	0	0.000	0.001	0	0.016	0	0.010	n.a.	n.a.	n.a.	0.054	
<b>203</b>	0.44	0.045	0.047	0	0	0.000	0.002	0.002	0	0.032	0.005	0.037	n.a.	n.a.	n.a.	0.036	
<b>206</b>	0.21	0	0	0	0	0	0.000	0.002	0	0.016	0	0.016	n.a.	n.a.	n.a.	0.027	
<b>209</b>	0.10	0	0	0	0	0	0	0.001	0	0.005	0	0.005	n.a.	n.a.	n.a.	0.009	

Table B-6 Continued

WWEIA Food Category		Beef			Pork		Other Meats					Poultry	Fish				
WWEIA Ingestion Rate	Avg. Stdev.	25.0 2.1	25.0 0.0	25.0 0.0	11.3 2.6	11.3 0.0	0.3 16	0.3 0.0	0.3 0.0	0.3 0.0	0.3 0.0	70.0 7.8	2.8 0.7	2.8 0.0	2.8 0.0	2.8 0.0	
TDS Food Subcategory		Steak	Roast	Ground	Fresh	Cured	Veal	Lamb	Cold Cuts	Luncheon Meats	Organ Meats	Wieners	Poultry	Marine	Fresh-water	Canned	Shell
<b>ΣPCB</b>		7.45	1.71	5.07	1.48	2.34	0.02	0.02	0.11	0.06	0.03	0.11	n.a.	6.48	4.25	2.70	0.17
<b>ΣPCB</b>		Meat 18.45											Fish 4.361				
28	0.237	0.127	0.273	0.140	0.132	0.003	0.002	0.002	0.002	0.003	0.002	n.a.	0.069	0.039	0.070	0	
33	0.191	0.091	0.173	0.066	0.037	0.002	0.001	0.001	0.001	0.002	0.001	n.a.	0.011	0.011	0.025	0	
37	0.136	0	0.054	0.020	0	0.000	0	0.000	0	0	0.000	n.a.	0	0	0.007	0	
40	0.045	0.009	0.018	0.008	0.004	0.000	0.000	0.000	0.000	0.000	0.000	n.a.	0.007	0.005	0.012	0	
41	0.310	0.073	0.136	0.049	0.037	0.001	0.001	0.001	0.001	0.001	0.002	n.a.	0.077	0.066	0.076	0	
44	0.255	0.073	0.136	0.045	0.041	0.001	0.001	0.001	0.001	0.001	0.001	n.a.	0.068	0.047	0.081	0	
49	0.173	0.045	0.091	0.033	0.045	0.001	0.000	0.000	0.000	0.000	0.001	n.a.	0.064	0.058	0.068	0	
52	0.310	0.100	0.200	0.078	0.107	0.002	0.001	0.002	0.001	0.001	0.005	n.a.	0.164	0.095	0.163	0	
60	0.319	0	0.182	0.041	0.252	0.001	0.001	0.005	0.000	0	0.002	n.a.	0.045	0.026	0.047	0	
66	0.419	0	0.164	0.053	0.045	0.001	0	0.001	0	0	0.003	n.a.	0.133	0.088	0.101	0	
74	0.538	0	0.237	0.033	0.045	0.000	0	0.001	0.001	0	0.003	n.a.	0.099	0.043	0.066	0	
87	0.310	0.045	0.136	0.041	0.057	0.000	0.000	0.001	0.000	0.000	0.002	n.a.	0.192	0.083	0.102	0	
90	0.620	0.073	0.255	0.082	0.091	0.001	0.001	0.002	0.001	0.000	0.003	n.a.	0.376	0.202	0.196	0.006	
99	0.301	0.082	0.255	0.062	0.107	0.000	0.000	0.004	0.002	0.001	0.007	n.a.	0.343	0.198	0.138	0.005	
105	0.191	0.045	0.118	0.024	0.053	0.000	0.000	0.001	0.000	0	0.003	n.a.	0.224	0.083	0.061	0.003	
110	1.405	0.219	0.620	0.173	0.231	0.003	0.003	0.006	0.003	0.004	0.010	n.a.	0.812	0.581	0.390	0	
118	0.520	0.146	0.428	0.070	0.140	0.001	0.000	0.006	0.004	0.001	0.014	n.a.	0.554	0.239	0.181	0.010	
128	0.054	0.009	0.054	0.020	0.037	0.000	0.000	0.001	0.001	0.000	0.001	n.a.	0.137	0.069	0.037	0.002	
129	0.018	0	0.009	0.004	0.004	0	0	0.000	0	0	0.000	n.a.	0.013	0.005	0.004	0	
136	0.036	0.009	0.018	0.004	0.008	0.000	0.000	0.000	0.000	0.000	0.000	n.a.	0.028	0.018	0.022	0	
137	0.018	0.009	0.018	0.004	0.008	0	0	0.000	0.000	0.000	0.000	n.a.	0.028	0.013	0.010	0.001	
138	0.337	0.118	0.401	0.115	0.227	0.000	0.000	0.013	0.010	0.004	0.011	n.a.	0.813	0.479	0.249	0.023	
141	0.054	0.009	0.027	0.008	0.012	0.000	0.000	0.000	0.000	0.000	0.000	n.a.	0.078	0.043	0.030	0.002	
151	0.073	0.018	0.036	0.024	0.033	0.000	0.000	0.000	0.000	0.000	0.000	n.a.	0.158	0.092	0.071	0.002	
153	0.319	0.182	0.511	0.128	0.244	0.000	0.002	0.018	0.011	0.003	0.014	n.a.	0.889	0.559	0.282	0.037	
156	0.027	0.009	0.045	0.012	0.020	0.000	0.000	0.001	0.000	0.000	0.001	n.a.	0.066	0.032	0.012	0.003	
157	0	0	0.009	0	0.004	0	0	0.000	0.000	0	0.000	n.a.	0.011	0.008	0.002	0.001	
170	0.036	0.036	0.073	0.016	0.041	0.000	0.000	0.004	0.002	0.000	0.002	n.a.	0.097	0.075	0.018	0.008	
180	0.073	0.100	0.191	0.041	0.095	0.000	0.000	0.013	0.005	0.001	0.006	n.a.	0.301	0.218	0.061	0.023	
183	0.027	0.027	0.054	0.012	0.028	0.000	0.000	0.003	0.001	0.000	0.001	n.a.	0.096	0.078	0.021	0.005	
185	0.009	0	0	0	0.004	0	0	0.000	0	0	0	n.a.	0.010	0.008	0.002	0	
187	0.045	0.018	0.036	0.033	0.070	0.000	0.000	0.002	0.001	0.000	0.000	n.a.	0.276	0.232	0.067	0.018	
189	0	0	0	0	0	0	0	0.000	0.000	0	0.000	n.a.	0.003	0.002	0.001	0	
191	0	0	0	0	0	0	0	0.000	0.000	0	0.000	n.a.	0.003	0.003	0.001	0	
193	0	0	0	0	0.004	0	0	0.000	0.000	0.000	0.000	n.a.	0.019	0.014	0.003	0.002	
194	0.009	0.009	0.027	0.004	0.012	0.000	0.000	0.002	0.000	0.000	0.001	n.a.	0.038	0.047	0.003	0.005	
201	0.018	0.009	0.018	0.012	0.024	0.000	0.000	0.001	0.000	0.000	0.000	n.a.	0.093	0.162	0.010	0.010	
203	0.009	0.018	0.036	0.008	0.016	0.000	0.000	0.002	0.000	0.000	0.001	n.a.	0.051	0.083	0.005	0.004	
206	0	0	0.009	0.004	0.012	0.000	0	0.000	0.000	0.000	0.000	n.a.	0.017	0.098	0.001	0.003	
209	0	0	0.009	0.004	0.004	0	0	0.000	0.000	0.000	0.000	n.a.	0.012	0.042	0.002	0.004	

## APPENDIX C SAMPLE MASSES, METADATA, AND RECOVERIES

Table C-1 Individual Samples Masses, Metadata, and Recoveries

School/House	School	School	School	School	School	School	School	School
Indoor/Outdoor	Inside	Inside	Outside	Inside	Inside	Outside	Inside	Inside
Date Deployed	10/28/2011	10/28/2011	10/28/2011	4/13/2012	4/13/2012	4/13/2012	6/24/2011	7/6/2012
Date Collected	12/9/2011	12/9/2011	12/9/2011	5/25/2012	5/25/2012	5/25/2012	8/5/2011	8/17/2012
House/School	60204	60205	60206	60204	60205	60206	60204	60204
Batch Number	SN0149-07	SN0149-05	SN0149-06	SN0155-03	SN0153-06	SN0155-01	SN0153-05	SN0155-06
Recovery (%)	14	99.24	101.1	100.1	84.80	93.42	85.78	94.67
	D-65	107.7	118.7	117.7	99.93	100.7	80.48	106.1
	166	98.97	97.29	96.58	101.3	100.9	91.10	104.5
	SUM	551.5	1135.	873.7	375.1	1132.	109.1	1446.
	1	10.76	12.55	10.49	1.910	3.264	0	5.534
	2	1.501	1.621	1.417	0.129	0.995	0	1.098
	3	14.44	13.03	14.39	0.695	3.200	0	7.330
	4	20.60	41.96	28.75	2.169	1.412	0	12.73
	5	0	0	0	0	0	0	0
	6	5.854	13.81	8.785	1.202	2.076	0	5.851
	7	1.682	3.322	1.996	0	0	0	1.098
	8	29.19	69.77	40.71	4.834	8.156	0.571	25.41
	9	1.330	3.045	1.826	0	0.385	0	1.869
	10	1.017	1.819	1.217	0	0.074	0	0.253
	11	19.47	23.29	17.79	20.72	13.27	0.897	22.20
	12/13	0	1.789	0	0.082	0.310	0	0
	15	3.970	10.20	5.730	1.780	3.221	0	7.858
	16	8.524	23.99	14.26	2.723	6.711	0	15.38
	17	9.199	24.67	14.62	2.806	7.053	0	14.85
	18/30	19.40	48.89	29.80	6.343	16.55	0	31.71
	19	3.153	7.544	4.732	0	1.359	0	4.013
	20/28	9.895	25.75	12.68	7.310	18.35	0.746	29.21
	21/33	7.456	17.28	9.444	4.280	9.248	0.524	16.17
	22	3.083	7.415	4.013	2.287	4.977	0	8.671
	23	0	0	0	0	0	0	0
	24	8.524	23.99	14.68	0.294	0	0	0
	25	0.513	2.234	1.377	0.613	1.038	0	2.207
	26/29	1.501	5.625	3.633	1.297	3.125	0	5.545
	27	0.141	2.916	1.347	0.341	1.123	0	2.080
	31	11.55	29.85	17.57	6.709	20.77	0.885	31.59
	32	4.353	11.13	6.469	1.733	4.335	0.104	8.227
	34	0	0	0	0	0	0	0
	35	0	0	0	0	0	0	0
	36	0	0	0	0	0	0	0
	37	0	0	0.069	0.554	2.665	0	4.288
	38	0	0	0	0	0	0	0
	39	0	0	0.109	0	0	0	0
	40/41/71	5.910	11.36	10.72	2.852	12.17	0	19.98
	42	0	0	0	0	0.960	0	1.462
	43	0	0	0	0	0	0	0
	45/51	1.970	2.919	6.087	0.937	4.605	0	6.223
	46	0.838	1.901	0.176	0	1.465	0	2.323
	48	0	5.026	3.623	1.016	0	0	4.856
	49/69	16.99	37.73	38.18	8.370	35.30	1.448	57.56
	50/53	4.061	8.551	10.57	0.730	6.031	0	9.732
	52	89.14	191.3	225.2	42.19	191.2	7.825	359.3
	54	0	0	0	0	0	0	0
	55	0	0	0	0	0	0	0
	56	3.091	5.961	2.919	3.405	7.359	0.417	8.441
	57	0.313	0	0.559	0	0.386	0	0
	58	0	1.788	0	0	1.218	0	1.558
	59/62/75	4.576	9.743	0	0	6.170	0	8.288
	60	0	1.819	0	0	2.773	0	4.283
	61/70/74/76	25.31	45.92	35.80	22.89	71.51	3.655	84.79
	63	2.293	3.361	0.445	1.707	0	0	1.195
	64	7.981	16.11	14.77	3.622	16.30	0	26.14
	66	5.708	12.11	6.719	5.468	19.61	1.525	20.89
	67	2.445	0.883	0.476	0.207	0	0	0
	68	0	0	0	0	0	0	0
	72	0	0	0	0	0	0	0
	73	0	0	0	0	0	0	0
	77	0	0	0	0	0.138	0	0
	78	0	0	0	0	0	0	0
	79	0	0	0	0	0	0	0
	80	0	0	0	0	0	0	0
	81	0	0	0	0	0	0	0
	82	1.111	2.682	1.356	1.352	6.210	0.812	5.133
	83/99	13.13	26.98	14.09	11.68	41.75	6.889	32.10
	84	12.51	21.79	22.17	3.089	29.13	1.678	39.44
	85/116/117	3.081	2.477	1.014	2.122	5.982	0	4.283
	86/87/97/109*	14.00	28.81	17.04	16.00	24.57	6.980	20.91
	88/91	7.598	13.80	12.83	4.057	14.38	1.009	18.77
	89	0	0.143	0.165	0	0.128	0	0
	90/101/113	28.57	56.53	35.51	29.57	105.1	10.92	85.74
	92	5.789	10.98	7.868	5.745	19.85	1.723	16.90
	93/100	0	0	0	0	0	0	0
	94	0	0.287	0.207	0	0	0	0.592
	95	49.37	89.45	91.64	28.35	102.0	8.484	146.7
	96	0.636	1.099	1.428	0	0.762	0	1.434
	98/102	1.091	0.565	1.646	0.799	5.130	0	5.994
	103	0.161	0	0.227	0	0.713	0	0.669
	104	0	0	0	0	0	0	0











Table C-1 Continued

School/House	School	School	School	School	School	School	School	School
Indoor/Outdoor	Inside	Inside	Inside	Inside	Inside	Inside	Inside	Inside
Date Deployed	3/29/2012	5/18/2012	3/29/2012	5/8/2012	3/29/2012	5/8/2012	3/29/2012	5/8/2012
Date Collected	5/8/2012	6/5/2012	5/8/2012	6/5/2012	5/8/2012	6/5/2012	5/8/2012	6/5/2012
House/School	60200	60200	60202	60202	60207	60207	60209	60209
Batch Number	SN0151-03	SN0149-02	SN0151-07	SN0149-09	SN0151-08	SN0149-12	SN0151-01	SN0149-04
108	0.387	0	0	0	1.722	0	13.27	5.396
110/115	37.98	0.654	46.47	0.870	78.52	31.35	312.6	137.9
111	0	0	0	0	0	0	0	0
112	0	0	0	0	0	0	0	0
114	0	0	0.339	0	0.044	0.057	0	1.481
118	18.51	0	22.40	0.356	41.49	17.58	193.4	90.21
120	0	0	0	0	0	0	0	0
121	0	0	0	0	0	0	0	0
122	0	0	0	0	0.078	0	0	0
123	0.610	0	1.320	0	0.693	0.673	15.43	1.371
126	0	0	0	0	0	0	0	0
127	0	0	0	0	0	0	0	0
129/138/163	11.94	0	14.96	0.157	25.17	11.44	97.06	46.52
130	0.363	0	1.063	0	1.274	0.490	6.183	3.294
131	0	0	0	0	0.279	0	2.906	1.702
132	6.759	0	8.159	0	14.00	5.271	47.40	22.03
133	0	0	0	0	0.111	0	1.160	0
134/143	1.126	0	1.285	0	2.080	0	7.241	0
135/151	6.829	0	10.31	0	17.30	5.608	45.88	18.82
136	5.327	0	6.534	0	10.44	3.386	28.73	11.05
137	0.481	0	0	0	1.431	0.288	6.943	3.504
139/140	0	0	0	0	0.369	0	4.396	2.082
141	2.710	0	3.109	0	5.748	1.712	17.44	8.190
142	0	0	0	0	0	0	0	0
144	0.575	0	1.648	0	2.404	0.981	8.638	3.584
145	0	0	0	0	0	0	0	0
147/149	1.689	0	2.244	0	3.623	1.433	13.82	6.948
146	18.92	0	22.71	0.167	37.48	12.90	117.7	50.41
148	0	0	0	0	0	0	0	0
150	0	0	0	0	0.067	0	0	0
152	0	0	0	0	0	0	0	0
153/168	10.99	0.203	14.03	0.178	21.68	9.062	78.00	38.84
154	0	0	0.140	0	0.313	0	1.191	0.600
155	0	0	0	0	0	0	0	0
156/157	0	0	0.607	0	1.084	0	4.991	2.242
158	1.443	0	1.379	0	2.617	1.356	11.22	5.717
159	0	0	0	0	0	0	0	0
160	0	0	0	0	0	0	0	0
161	0	0	0	0	0	0	0	0
162	0	0	0	0	0	0	0	0
164	0.680	0	0.759	0	1.330	0	5.474	2.793
165	0	0	0	0	0	0	0	0
167	0	0	0.093	0	0	0	1.818	0.170
169	0	0	0	0	0	0	0	0
170	0	0	0.303	0	0	0.115	1.047	0
171/173	0	0	0	0	0.223	0	1.314	0.240
172	0	0	0	0	0	0	0	0
174	1.384	0	1.741	0	1.945	0.336	4.396	1.611
175	0	0	0	0	0	0	0	0.150
176	0	0	0.385	0	0.335	0	1.633	0.410
177	0.610	0	0.806	0	0.637	0	2.187	0.961
178	0	0	0	0	0.592	0	0.154	0
179	1.725	0	2.115	0	2.952	0.557	4.375	1.541
180/193	1.443	0	2.034	0	2.359	0.211	4.252	2.132
181	0	0	0	0	0	0.086	0	0.320
182	0	0	0	0	0	0	0	0
183	0	0	0.736	0	0.682	0.086	0.606	0.650
184	0	0	0	0	0	0	0	0
185	0.199	0	0.350	0	1.174	0.086	0.667	0.310
186	0	0	0	0	0	0	0	0
187	2.734	0	3.694	0	4.328	0.798	4.848	2.172
188	0	0	0	0	0	0	0	0
189	0	0	0	0	0	0	0	0
190	0	0	0	0	0	0	0	0.070
191	0	0	0	0	0	0	0	0
192	0	0	0	0	0	0	0	0
194	0	0	0	0	0	0	0	0
195	0	0	0	0	0	0	0	0
196	0	0	0	0	0	0	0	0
197	0	0	0	0	0	0	0	0
198/199	0.176	0	0.654	0	0.715	0	0	0
200	0	0	0	0	0	0	0	0
201	0	0	0	0	0	0	0.102	0
202	0	0	0	0	0	0	0.123	0
203	0	0	0.175	0	0	0	0	0
205	0	0	0	0	0	0	0	0
206	0	0	0	0	0	0	0	0
207	0	0	0	0	0	0	0	0
208	0	0	0	0	0	0	0	0
209	0	0	0.070	0	0	0	0	0





Table C-1 Continued

School/House	School	School	School	School	School	School	School	School
Indoor/Outdoor	Inside	Inside	Outside	Outside	Outside	Outside	Outside	Outside
Date Deployed	6/5/2012	6/5/2012	6/15/2012	6/5/2012	6/21/2012	3/29/2012	3/29/2012	5/8/2012
Date Collected	8/21/2012	8/21/2012	8/21/2012	8/21/2012	8/21/2012	5/8/2012	5/8/2012	6/5/2012
House/School	60200	60207	60201	60203	60210	60201	60201	60201
Batch Number	SN0157-09	SN0157-05	SN0157-08	SN0157-04	SN0157-02	SN0151-02	SN0151-04	SN0149-01
Recovery	14	76.32	21.62	81.7	89.75	83.02	83.84	81.57
(%)	D-65	78.26	67.05	94.36	83.73	85.65	78.7	84.64
	166	85.87	26.54	83.94	91.8	86.10	80.08	81.28
SUM		37.44	2871	257.4	107.8	209.1	958.4	965.0
	1	0	3.005	0	0.144	2.252	1.944	0.367
	2	0	0	0	0	0.144	0.930	0
	3	0	2.820	0	0	1.963	15.37	11.05
	4	0	14.28	1.676	0.857	2.011	4.102	4.082
	5	0	0	0.110	0	0.216	0	0
	6	0	10.49	0.820	0.378	1.577	2.123	2.010
	7	0	0.184	0	0	0.036	0.107	0.281
	8	0.222	52.62	4.161	1.760	5.877	8.301	8.164
	9	0	0.508	0	0	0	0.250	0
	10	0	0	0	0	0.048	0.083	0.183
	11	0	69.36	2.129	1.582	2.384	3.947	6.105
	12/13	0	3.468	0.403	0.066	0.999	0	0.098
	15	0	25.57	2.178	0.679	2.914	3.506	3.457
	16	0	52.16	4.198	1.381	2.854	6.130	6.583
	17	0	45.50	3.990	1.727	2.517	5.069	6.656
	18/30	0	99.65	8.298	3.142	5.263	9.112	11.80
	19	0	8.971	1.040	0.467	0.493	1.204	1.789
	20/28	0.157	126.6	12.36	3.810	7.250	15.46	17.62
	21/33	0	75.65	6.878	1.938	3.926	7.991	8.936
	22	0	40.64	4.479	1.181	2.252	5.164	6.043
	23	0	0	0	0	0	0	0
	24	0	0	0	0	0	0	0
	25	0	8.046	0.783	0	0.385	0.405	1.360
	26/29	0.471	21.54	2.656	1.114	1.758	3.375	1.103
	27	0	7.167	0	0.044	0.457	0.655	0.772
	31	0.065	118.4	10.33	3.142	6.130	14.94	16.63
	32	0	31.30	3.059	1.069	1.794	3.005	3.849
	34	0	0	0	0	0	0	0
	35	0	0	0.122	0	0	0	0
	36	0	0	0	0	0	0	0
	37	0	16.50	2.766	0.490	1.457	3.232	2.807
	38	0	0	0	0	0	0	0
	39	0	0	0	0	0	0	0
	40/41/71	0	40.04	7.588	1.993	2.113	106.2	109.7
	42	0	8.287	1.346	0	0	2.459	0.209
	43	0	0	0	0	0	0	0
	44/47/65							
	45/51	0	19.92	1.250	0	0.754	2.384	2.792
	46	0	2.147	0.810	0	0	1.023	0
	48	0	14.16	1.739	0	0	2.297	2.300
	49/69	0.174	51.38	6.968	2.984	3.182	18.01	19.16
	50/53	0	13.14	1.965	0	0.987	2.160	2.374
	52	4.227	188.6	18.94	8.736	16.20	100.0	97.49
	54	0	0	0	0	0	0	0
	55	0	0	0	0	0	0	0
	56	0	18.64	2.287	0.860	1.486	7.342	7.381
	57	0	0	0.083	0	0	0.249	0
	58	0	1.770	0	0	0	0	0
	59/62/75	0	20.98	3.573	0.860	1.010	4.832	4.576
	60	0	7.684	1.000	0.108	0.104	3.458	3.715
	61/70/74/76	2.119	142.8	10.97	5.522	8.233	61.64	63.67
	63	0	0	0	0	0	0.711	0.541
	64	0.174	33	5.360	1.786	3.019	11.53	12.56
	66	0	50.89	6.039	2.679	4.656	17.30	19.20
	67	0	0	0.190	0	0	0	0.086
	68	0	0	0	0	0	0	0
	72	0	0	0	0	0	0	0
	73	0	0	0	0	0	0	0
	77	0	0	0	0	0	0	0
	78	0	0	0	0	0	0	0
	79	0	0	0	0	0	0	0
	80	0	0	0	0	0	0	0
	81	0	0	0	0	0	0	0
	82	0	16.42	0.845	0	0.708	5.007	5.474
	83/99	1.106	82.65	4.062	2.407	15.20	27.82	29.24
	84	0.850	59.70	3.788	1.960	4.087	24.16	24.39
	85/116/117	0.116	14.16	0.750	0	1.219	8.366	4.281
	86/87/97/109*	2.841	120.2	7.647	4.586	7.885	41.66	40.91
	88/91	0.314	44.18	3.895	1.938	3.774	9.539	9.657
	89	0	0.339	0	0	0	0	0.282
	90/101/113	5.135	198.0	11.65	7.265	13.45	75.00	72.87
	92	0.663	34.50	1.691	1.350	2.473	13.79	13.28
	93/100	0	0	0.428	0	0	0	0
	94	0	0.263	0	0	0.081	0	0
	95	4.343	170.3	11.61	6.786	12.49	78.20	77.02
	96	0	0.226	0.166	0	0	0.374	0.393
	98/102	0	5.010	0.178	0	0	0	1.414
	103	0	0.226	0	0	0	0	0
	104	0	0	0	0	0	0	0
	105	0.291	23.99	2.048	1.023	1.939	7.604	7.910
	106	0	0	0	0	0	0	0
	107/124	0	4.219	0	0	0	0.836	0.061



Table C-1 Continued

School/House	School	School	School	School	School	School	School	School	
Indoor/Outdoor	Outside	Outside	Outside	Outside	Outside	Outside	Outside	Outside	
Date Deployed	3/29/2012	5/8/2012	3/29/2012	5/8/2012	5/8/2012	12/8/2011	1/27/2012	12/8/2011	
Date Collected	5/8/2012	6/5/2012	5/8/2012	6/5/2012	6/5/2012	1/27/2012	3/29/2012	1/27/2012	
House/School	60203	60203	60208	60208	60210	60201	60201	60203	
Batch Number	SN0151-06	SN0149-11	SN0151-09	SN0150-07	SN0149-03	SN0152-04	SN0150-08	SN0152-08	
Recovery (%)	14	95.55	101.7	82.81	107.7	100.8	98.87	97.53	114.2
	D-65	85.65	115.5	80.11	102.7	114.3	96.03	92.31	98.34
	166	87.08	95.87	82.74	98.67	100.3	83.42	101.3	75.16
	SUM	923.0	88.32	699.5	257.7	62.06	1524.	357.0	740.4
	1	0.690	0.973	0	0.529	1.130	0.475	0	1.837
	2	0	0.206	0	0	0.119	1.355	0	0
	3	0	0.982	0	0.371	1.309	0.101	0	0
	4	3.202	2.516	2.282	2.683	1.934	5.684	1.445	8.050
	5	0	0	0	0	0	0	0	0
	6	1.580	0.039	1.002	0.928	1.130	1.861	0.615	1.995
	7	0.397	0.039	0	0	0	0	0	0.236
	8	7.461	4.787	4.105	5.022	4.414	8.536	5.249	9.214
	9	0.073	0	0	0	0	0.060	0.041	0
	10	0	0.068	0	0.037	0	0	0	0
	11	27.92	24.72	3.489	1.374	1.180	4.703	5.669	4.016
	12/13	0	0	0.060	0	0	0	0	0
	15	3.149	1.238	2.233	0.733	1.646	3.893	2.655	1.863
	16	6.090	2.093	4.117	1.708	1.349	5.026	5.433	0
	17	5.399	2.270	3.839	1.773	1.388	6.270	4.213	1.828
	18/30	9.910	4.138	7.100	2.627	2.390	11.83	7.156	9.573
	19	0.460	0.058	0.507	0.120	0.099	1.335	0.809	0
	20/28	16.40	4.040	11.06	3.082	2.390	17.96	13.99	9.021
	21/33	8.403	2.811	5.156	2.515	1.934	9.001	8.980	5.014
	22	5.828	1.287	3.513	1.355	0.704	6.250	5.536	2.861
	23	0	0	0	0	0	0	0	0
	24	0	2.093	0	1.624	1.349	0	5.433	0
	25	1.098	0.383	0.398	0	0	1.021	0.994	0
	26/29	2.867	0.245	2.052	1.104	0	3.732	0.984	0.315
	27	0.533	0.216	0	0	0	0.940	0.492	0
	31	14.87	4.315	10.83	3.741	2.628	15.74	12.48	7.936
	32	3.129	1.199	2.209	1.114	0.555	3.620	3.003	2.388
	34	0	0	0	0	0	0	0	0
	35	0	0	0	0	0	0.212	0	0
	36	0	0	0	0	0	0	0	0
	37	0.774	0.088	0.809	0.102	0.069	4.278	3.403	0
	38	0	0	0	0	0	0	0	0
	39	0	0	0	0.213	0	0	0	0
	40/41/71	114.7	0.438	96.78	3.091	0	121.7	6.766	119.4
	42	0	0	1.063	0	0	2.469	0	0
	43	0	0	0	0	0	0	0	0
	44/47/65								
	45/51	2.342	0.375	1.377	0	0	4.471	0.434	0
	46	0	0.281	0	0.172	0	0	0.641	0
	48	0	0	0	0	0	2.661	0	119.4
	49/69	17.97	2.138	12.88	4.844	1.265	23.68	9.577	12.90
	50/53	2.434	0.552	1.716	0.456	0	2.732	1.785	0.545
	52	97.40	5.872	71.69	20.81	5.004	131.0	27.36	66.00
	54	0	0	0	0	0	0	0	0
	55	0	0	0	0	0	0	0	0
	56	6.476	0.531	5.571	0.101	0	10.60	2.998	0
	57	0.091	0	0.157	0	0	0	0	0
	58	2.514	0	0	0	0	0	0	0
	59/62/75	5.879	0.302	2.477	0.425	0	6.496	5.957	0
	60	3.858	0	2.078	0.922	0	5.453	1.814	0
	61/70/74/76	57.56	2.607	37.80	17.62	3.110	94.25	22.03	37.63
	63	3.800	0	0	0.141	0	0.791	0	0
	64	12.06	1.303	8.242	3.729	1.216	17.10	6.657	7.370
	66	17.32	1.157	11.59	4.813	1.136	24.87	7.407	7.823
	67	2.939	0	0.096	0	0	0	0	0
	68	0	0	0.072	0	0	0	0	0
	72	0	0	0	0	0	0	0	0
	73	0	0	0	0	0	0	0.315	0
	77	0	0	0	0	0	0	0	0
	78	0	0	0	0	0	0	0	0
	79	0	0	0	0	0	0	0	0
	80	0	0	0	0	0	0	0	0
	81	0	0	0	0	0	0	0	0
	82	4.547	0	4.157	1.651	0	9.229	1.706	0
	83/99	26.08	1.126	16.90	10.50	1.614	51.35	10.93	21.68
	84	23.73	0.521	18.68	7.236	0.578	43.48	6.904	17.56
	85/116/117	8.371	0	6.332	1.803	1.305	15.67	0	3.193
	86/87/97/109*	38.14	0	32.43	13.70	1.275	74.90	11.32	24.62
	88/91	8.818	0.271	7.154	3.871	0.578	15.82	3.738	0.412
	89	0	0	0.132	0	0	0.707	0	0
	90/101/113	69.18	2.461	56.45	24.33	3.239	134.6	22.11	50.51
	92	13.02	0.552	10.47	4.438	0.089	24.23	3.560	10.19
	93/100	0	0	1.293	0	0	2.876	0	0
	94	0	0	0	0	0	0	0.177	0
	95	76.72	3.024	59.18	23.39	3.638	132.2	22.44	55.50
	96	0.333	0	0.072	0	0	0.323	0	0
	98/102	0	0	1.148	0	0	2.744	0.700	0.545
	103	0	0	0.096	0	0	0.335	0	0
	104	0	0	0	0	0	0	0	0
	105	6.407	0	5.583	2.827	0.598	13.26	3.245	4.364
	106	0	0.083	0	0	0	0	0	0
	107/124	0.436	0	0.725	0	0	1.366	0.147	0



Table C-1 Continued

School/House	School	School	School	School	School	School	School	School
Indoor/Outdoor	Outside	Outside	Outside	Outside	Outside	Outside	Outside	Outside
Date Deployed	3/29/2012	5/8/2012	3/29/2012	5/8/2012	5/8/2012	12/8/2011	1/27/2012	12/8/2011
Date Collected	5/8/2012	6/5/2012	5/8/2012	6/5/2012	6/5/2012	1/27/2012	3/29/2012	1/27/2012
House/School	60203	60203	60208	60208	60210	60201	60201	60203
Batch Number	SN0151-06	SN0149-11	SN0151-09	SN0150-07	SN0149-03	SN0152-04	SN0150-08	SN0152-08
108	0	0	0	0.152	0	1.438	0	0
110/115	49.59	1.554	42.22	21.61	2.691	101.6	17.04	37.59
111	0	0	0	0	0	0	0	0
112	0	0	0	0	0	0	0	0
114	0.057	0	0	0	0	0	0	0
118	24.44	0.740	21.22	9.810	1.076	50.96	10.55	16.27
120	0	0	0	0	0	0	0	0
121	0	0	0	0	0	0	0	0
122	0	0	0	0	0	0	0	0
123	0.229	0	0	0.689	0	0.887	0	0
126	0	0	0	0	0	0	0	0
127	0	0	0	0	0	0	0	0
129/138/163	15.01	0.073	14.16	6.729	1.036	37.54	8.808	11.12
130	0.470	0	0.265	0.131	0	2.337	0	0
131	0	0	0	0	0	0	0	0
132	8.371	0.302	7.831	3.547	0.229	21.64	3.836	7.251
133	0	0	0	0	0	0	0	0
134/143	1.332	0	1.281	0	0	3.188	0.088	0.598
135/151	11.25	0	10.33	4.550	0.757	27.42	4.764	4.789
136	7.176	0	5.897	2.523	0.289	16.16	2.742	0.518
137	0.895	0	0	0.081	0	1.845	0	0.452
139/140	0	0	0	0	0	0.287	0	0
141	3.444	0	3.432	1.094	0.388	8.870	1.814	0.345
142	0	0	0	0	0	0	0	0
144	1.527	0	0.882	0.699	0.219	4.471	0.690	0
145	0	0	0	0	0	0	0	0
147/149	2.101	0	2.199	0.354	0	5.981	0.917	0.572
146	24.40	0.782	21.66	10.23	1.485	61.45	11.04	18.99
148	0	0	0	0	0	0	0	0
150	0	0	0	0	0	0	0	0
152	0	0	0	0	0	0	0	0
153/168	13.75	0.385	13.14	6.769	1.186	36.12	8.285	10.83
154	0.126	0	0.181	0	0	0.467	0	0
155	0	0	0	0	0	0	0	0
156/157	0.401	0	0.580	0	0	0.563	0.473	0
158	1.584	0	0.676	0.790	0	4.087	1.006	0.332
159	0	0	0	0	0	0	0	0
160	0	0.062	0	0	0	0	0	0
161	0	0	0	0.283	0	0	0	0
162	0	0	0	0	0	0	0	0
164	0.367	0	0	0.081	0	2.445	0.641	0.345
165	0	0	0	0	0	0	0	0
167	0	0	0	0	0	0.443	0	0
169	0	0	0	0	0	0	0	0
170	0.516	0	0.362	0	0	0.407	0.739	0
171/173	0	0	0	0	0	1.342	0	0
172	0	0	0	0	0	0.119	0	0
174	1.630	0	1.389	0.557	0	5.190	1.292	0
175	0	0	0	0	0	0.119	0	0
176	0.574	0	0.543	0	0	1.570	0.355	0
177	0.643	0	0.700	0	0	2.337	0.384	0
178	0	0	0	0	0	1.534	0.177	0
179	2.308	0	2.006	0.324	0	6.628	1.814	2.048
180/193	1.756	0	1.969	0.841	0.328	6.101	2.771	0
181	0	0	0	0.162	0	0	0.069	0
182	0	0	0	0	0	0	0	0
183	1.159	0	1.160	0.131	0	1.150	0.946	0
184	0	0	0	0	0	0	0	0
185	0.344	0	1.281	0.162	0	3.823	0.069	0
186	0	0	0	0	0	0	0	0
187	3.421	0	3.553	1.793	0	11.26	3.797	2.421
188	0	0	0	0	0	0.095	0	0
189	0	0	0	0	0	0	0	0
190	0	0	0	0	0	0	0	0
191	0	0	0	0	0	0	0	0
192	0	0	0	0	0	0	0	0
194	0	0	0	0	0	0	0.128	0
195	0	0	0	0	0	0	0	0
196	0	0	0	0	0	0	0.118	0
197	0	0	0	0	0	0	0	0
198/199	0	0	0.688	0	0	2.349	0.473	0
200	0	0	0	0	0	0.587	0.217	0
201	0	0	0.108	0	0	0.827	0.207	0
202	0.482	0	0.604	0	0	1.774	0.858	0
203	0.126	0	0	0	0	1.222	0	0
205	0	0	0	0	0	0	0	0
206	0	0	0	0	0	0	0.157	0
207	0	0	0	0	0	0	0	0
208	0	0	0	0	0	0	0.226	0
209	0	0	0	0	0	0	0.157	0

Table C-1 Continued

School/House	School	School	School	Home	Home	Home	Home	Home	
Indoor/Outdoor	Outside	Outside	Outside	Inside	Inside	Inside	Inside	Inside	
Date Deployed	12/8/2011	1/27/2012	12/8/2011	8/7/2012	7/20/2012	8/18/2012	8/16/2012	8/16/2012	
Date Collected	1/27/2012	3/29/2012	1/27/2012	10/11/2012	10/24/2012	10/18/2012	10/11/2012	10/11/2012	
House/School	60208	60208	60210	61005	61007	61023	61025	61081	
Batch Number	SN0152-12	SN0150-04	SN0152-05	SN0184-07	SN0184-11	SN0184-03	SN0184-12	SN0183-05	
Recovery	14	100.9	101.7	98.94	88.59	91.49	89.54	86.95	82.31
(%)	D-65	103.2	93.90	102.4	91.83	95.08	85.11	83.33	83.19
	166	76.45	97.11	79.01	90.85	82.55	75.94	79.83	71.51
SUM		654.6	224.7	894.4	179.2	232.6	221.0	151.8	150.2
1		1.912	0.412	2.981	0.462	1.366	0.223	0.793	0.048
2		0	0	1.303	0.428	0.786	0.134	0.367	0.170
3		2.863	0	4.386	1.004	1.923	0.178	0.712	0.230
4		7.876	2.200	5.164	0.620	3.650	0.859	3.426	1.129
5		0	0	0.373	0	0	0	0	0
6		1.912	0.579	2.981	1.241	2.338	0.547	0.379	0.534
7		0	0	0.778	0.225	0.404	0.067	0.172	0.024
8		8.322	4.400	11.41	5.542	9.989	2.602	7.049	0.534
9		0	0	0.101	0.191	0.469	0.078	0.563	0.024
10		0	0	0.232	0.101	0	0	0.091	0.753
11		4.180	2.976	3.385	14.16	16.63	2.289	10.99	2.891
12/13		0	0	0.222	0.541	0	0.223	0.367	0.255
15		1.545	1.188	5.922	2.076	2.601	0.915	1.713	0.838
16		4.626	1.994	5.255	1.580	2.480	0.871	1.586	1.105
17		5.528	1.876	5.113	0.891	5.530	1.742	3.610	1.749
18/30		8.540	3.674	9.600	6.512	12.29	3.919	6.485	3.219
19		0.336	0.432	0.960	0.756	1.431	0.134	0.816	0.631
20/28		9.233	4.676	13.28	8.194	11.25	3.852	6.405	4.033
21/33		4.963	2.839	7.195	4.469	6.426	1.909	3.530	1.712
22		3.209	1.581	5.022	2.494	3.453	1.150	1.759	1.178
23		0.128	0	0	0	0	0	0	0
24		0	1.994	0	0	0.688	0.223	0.344	0.230
25		0	0.157	0.090	0.598	0.721	0	0.425	0.097
26/29		2.823	0.108	3.011	2.042	2.360	1.172	1.598	0.680
27		0	0	0	1.997	0.950	0	0.413	0
31		9.560	4.165	13.02	6.941	10.27	3.383	5.439	3.632
32		2.744	1.129	2.829	1.930	2.972	0.815	1.782	1.336
34		0	0	0	0	0	0	0	0
35		0	0	0	0	0	0	0	0
36		0	0	0.101	0	0	0	0	0
37		0	0.510	2.920	0.327	1.114	0.513	0.609	0.085
38		0	0	0	0	0	0	0	0
39		0	0	0	0	0	0	0	0
40/41/71		111.7	1.307	94.89	49.37	56.26	54.74	50.99	58.69
42		0	0	1.265	0.286	0	1.290	1.352	1.006
43		0	0	0	0	0	0	0	0
44/47/65									
45/51		0	0.432	1.050	0.638	2.434	0.750	0	0.195
46		0	0	0	0	0	0	0	0
48		0	0	0	0	0	0	0	0
49/69		12.88	4.808	14.98	1.662	5.051	3.541	2.567	1.272
50/53		0	0.906	1.873	0.803	0.230	0	0.826	0.447
52		66.73	19.65	81.80	10.10	13.15	17.07	7.101	9.326
54		0	0	0	0	0	0	0	0
55		0	0	0	2.553	3.815	2.528	1.803	0.503
56		0.653	1.173	6.214	1.342	1.405	1.474	0.313	0.643
57		0	0	0	0	0	0	0	0
58		0	0	0	0	0	0.381	0.814	0.083
59/62/75		0	0.988	3.733	0.055	0	0.882	1.064	0.139
60		0	0.133	3.277	0.132	0.617	0	0	0.125
61/70/74/76		44.73	16.28	47.23	0	7.037	7.584	0	3.943
63		0	0	0.797	0.396	0	0	0.626	0
64		8.410	3.284	10.22	1.904	2.495	1.540	1.503	2.055
66		10.52	4.417	15.85	2.949	4.409	2.923	2.079	2.125
67		0	0	0	0.693	0.314	0.342	0.275	0.139
68		0	0	0.101	0	0	0	0	0
72		0	0	0	0	0	0	0	0
73		0	0	0	6.251	8.139	10.57	4.396	5.774
77		0	0	0	0	0	0	0	0
78		0	0	0	0	0	0	0	0
79		0	0.082	0	0	0	0.079	0	0
80		0	0	0	0.957	0.145	1.000	0.889	0.447
81		0	0	0	0	0	0	0	0
82		0.980	0.298	4.758	0	0	0.671	0	0.209
83/99		15.06	8.619	29.08	0.726	1.477	4.358	0.964	1.048
84		17.55	6.291	23.32	1.342	1.429	3.660	0.864	1.705
85/116/117		3.871	0	8.530	0.495	0	1.961	0.400	0
86/87/97/109*		28.52	10.95	40.91	2.806	2.022	4.081	1.540	2.950
88/91		4.368	3.151	8.783	0.429	0.387	1.711	0.200	0.685
89		0	0	0.189	0	0	0.079	0	0
90/101/113		53.35	20.22	73.75	4.083	4.627	11.94	2.191	4.754
92		9.652	1.060	13.54	0.858	0.145	2.198	0.212	0.475
93/100		1.124	0	1.442	0	0	0	0	0
94		0	0	0	0	0	0	0	0
95		54.58	20.00	73.54	4.721	5.099	11.21	2.630	4.726
96		0	0	0.189	0	0	0	0	0
98/102		0.640	0	1.379	0	0	0	0	0
103		0	0	0	0	0	0	0	0
104		0	0	0	0	0	0	0	0
105		4.264	2.728	7.074	0.462	0	0.671	0.137	0.936
106		0	0	0	0	0	0	0	0
107/124		0	0.154	0.784	0	0	0	0	0

Table C-1 Continued

School/House	School	School	School	Home	Home	Home	Home	Home
Indoor/Outdoor	Outside	Outside	Outside	Inside	Inside	Inside	Inside	Inside
Date Deployed	12/8/2011	1/27/2012	12/8/2011	8/7/2012	7/20/2012	8/18/2012	8/16/2012	8/16/2012
Date Collected	1/27/2012	3/29/2012	1/27/2012	10/11/2012	10/24/2012	10/18/2012	10/11/2012	10/11/2012
House/School	60208	60208	60210	61005	61007	61023	61025	61081
Batch Number	SN0152-12	SN0150-04	SN0152-05	SN0184-07	SN0184-11	SN0184-03	SN0184-12	SN0183-05
108	0	0.195	0	0	0	0.079	0	0
110/115	39.10	17.41	54.96	3.401	3.730	11.31	1.690	4.152
111	0	0	0	0	0	0	0	0
112	0	0	0	0.858	1.344	3.963	0.501	0.293
114	0	0	0.050	0	0	0	0	0
118	19.38	8.989	28.42	1.805	1.889	6.596	0.776	2.195
120	0	0	0	0	0	0	0	0
121	0	0	0	0	0	0	0	0
122	0	0	0	0.121	0	0.223	0	0.097
123	0	0.329	0	0	0	0.158	0	0
126	0	0	0	0	0	0	0	0
127	0	0	0	0	0	0	0	0
129/138/163	11.88	6.065	19.11	1.507	0.666	4.845	0.538	1.957
130	0	0	1.278	0	0	0	0	0.097
131	0	0	0	0	0	0	0	0
132	6.199	2.615	10.41	0.319	0	1.685	0	1.006
133	0	0	0	0	0	0	0	0
134/143	0	0.102	1.328	0	0	0	0	0
135/151	3.583	3.985	11.78	0.286	0.629	1.448	0	0.097
136	4.957	2.306	8.390	0.198	0.193	1.106	0.062	0.321
137	0	0	0.721	0	0	0.065	0	0.111
139/140	0	0	0	0	0	0	0	0
141	2.602	1.101	4.252	0.616	0.387	0.816	0	0.433
142	0	0	0	0	0	0	0	0
144	0	0.339	2.265	0	0	0.065	0	0
145	0	0	0	0	0	0	0	0
147/149	1.896	0.463	2.936	0.341	0	0.605	0	0.097
146	19.24	8.763	29.46	2.960	0.726	4.674	0.576	2.586
148	0	0	0	0	0	0	0	0
150	0	0	0	0	0	0	0	0
152	0	0	0	0	0	0	0	0
153/168	12.09	5.828	18.51	2.267	0.278	3.752	0.551	1.943
154	0	0	0.278	0	0	0	0	0
155	0	0	0	0	0	0	0	0
156/157	0	0	0	0	0	0.171	0	0
158	0	0	2.062	0.187	0	0.144	0	0
159	0	0	0	0	0	0	0	0
160	0	0	0	0.099	0	0	0	0
161	0	0	0	0.275	0	0.500	0	0.083
162	0	0	0	0	0	0	0	0
164	0	0	0	0	0	0.065	0	0.097
165	0	0	0	0	0	0	0	0
167	0	0	0	0	0	0	0	0
169	0	0	0	0	0	0	0	0
170	0	0	0	0	0	0	0	0
171/173	0	0	0.164	0	0	0	0	0
172	0	0	0.088	0	0	0	0	0
174	0	0.216	2.455	0	0	0	0	0
175	0	0	0	0	0	0	0	0
176	0	0	0.696	0.066	0	0	0	0
177	0.392	0	1.442	0	0	0	0	0
178	0	0	0.873	0	0	0	0	0
179	0.353	0	3.189	0.957	0	0.065	0	0.321
180/193	1.530	0.113	2.885	0	0	0.487	0	0.783
181	0	0.113	0	0	0	0	0	0
182	0	0	0	0	0	0	0	0
183	0	0.092	0.367	0	0	0	0	0.195
184	0	0	0	0	0	0	0	0
185	0	0.113	0.404	0	0	0.105	0	0
186	0	0	0	0	0	0	0	0
187	1.451	1.585	5.366	1.298	0	0.882	0	1.160
188	0	0	0	0	0	0	0	0
189	0	0	0	0	0	0	0	0
190	0	0	0	0	0	0	0	0
191	0	0	0	0	0	0	0	0
192	0	0	0	0	0	0	0	0
194	0	0	0	0	0	0	0	0
195	0	0	0	0	0	0	0	0
196	0	0	0	0	0	0	0	0
197	0	0	0	0	0	0	0	0
198/199	0	0.123	1.101	0	0	0.144	0	0.125
200	0	0	0	0	0	0	0	0
201	0	0	0.265	0	0	0	0	0
202	0	0	0.607	0.176	0	0	0	0.167
203	0	0	0	0	0	0	0	0.181
205	0	0	0	0	0	0	0	0
206	0	0	0	0	0	0	0	0
207	0	0	0	0	0	0	0	0
208	0	0	0	0	0	0	0	0
209	0	0	0	0.088	0	0	0	0.167



Table C-1 Continued

School/House Indoor/Outdoor	Home	Home	Home	Home	Home	Home	Home	Home
	Inside	Inside	Inside	Inside	Inside	Inside	Inside	Inside
Date Deployed	9/11/2012	2/24/2012	10/6/2012	11/20/2012	11/15/2012	1/10/2013	1/10/2013	1/17/2013
Date Collected	12/13/2012	6/7/2012	2/16/2013	2/14/2013	2/14/2013	4/4/2013	4/16/2013	4/16/2013
House/School	61115	61021	61029	61097	61105	61127	61129	61133
Batch Number	BH006-11	BH005-08	BH003-08	BH004-08	BH004-11	BH003-05	BH003-12	BH002-01
108/124	20.44	0.093	3.722	0.031	0.080	0.070	0.237	0
110/115	903.8	4.651	176.2	1.538	4.775	3.746	10.19	5.985
111	0.139	0.004	0	0.001	0.014	0	0.006	0
112	0.355	1.404	62.79	0.003	0.011	0.012	0.006	0.128
114	10.11	0.078	1.852	0.028	0.068	0.062	0.179	0
118	487.9	2.729	131.0	0.683	2.714	2.111	12.05	2.542
120	0.077	0.013	0.357	0.003	0.026	0.059	0.032	0
121	0.015	0.011	0.010	0.002	0.013	0.007	0.007	0
122	4.847	0.037	0.747	0.010	0.029	0.023	0.088	0
123	6.152	0.012	1.322	0.010	0.035	0.114	0.094	0
126	0.380	0.302	1.049	0.615	0.696	0.883	0.941	0.725
127	0.106	0.005	0.008	0.004	0.015	0.010	0.033	0
129/138/163	0	1.594	0	0.572	2.416	1.295	36.08	3.895
130	22.42	0.082	4.689	0.041	0.146	0.088	0.911	0.470
131	12.38	0.047	1.354	0.023	0.063	0.037	0.173	0.450
132	228.6	0.867	30.42	0.299	1.030	0.640	4.127	2.010
133	5.315	0.026	0.643	0.010	0.036	0.021	0.149	0
134/143	62.25	0.160	4.833	0.064	0.203	0.107	0.468	0.970
135/151	156.3	1.069	17.23	0.422	1.256	0.642	3.105	3.020
136	84.38	0.364	7.158	0.211	0.540	0.290	0.648	1.372
137	26.11	0.088	4.079	0.045	0.110	0.070	0.824	0
139/140	13.85	0.053	1.525	0.022	0.060	0.042	0.218	0.665
141	87.10	0.483	12.20	0.146	0.615	0.273	5.543	1.150
142	0.101	0.000	0.020	0.001	0.001	0	0.005	0
144	27.54	0.188	3.424	0.065	0.212	0.112	0.758	0.543
145	0.352	0.000	0.032	0.001	0.003	3.943	0.001	0
147/149	51.41	0.001	6.752	0.091	0.308	0.165	2.241	0.907
146	421.1	2.297	53.16	0.900	2.789	1.475	9.711	5.853
148	0.278	0.005	0.045	0.000	0.001	0.002	0.004	0.238
150	0.637	0.010	0.054	0.002	0.008	0.004	0.006	0
152	0.835	0.000	0.059	0.001	0.002	0.000	0.002	0
153/168	306.7	1.823	44.39	0.557	2.083	1.059	30.17	4.281
154			0.445			0.011	0.062	0
155	0.092	0.115	0.137	0.007	0.079	0.064	0.043	0
156/157	30.88	0.098	5.297	0.031	0.128	0.100	4.656	2.061
158	36.81	0.166	7.519	0.059	0.236	0.145	4.209	0.551
159	0.067	0.006	0.014	0.005	0.006	0.030	0.065	0
160	296.5	0.001	58.17	0.005	0.010	0.002	0	0
161	0.019	0.194	0.006	0	0.001	0.000	0.002	0
162	0.745	0.007	0.140	0.008	0.022	0.041	0.097	0
164	23.39	0.094	3.835	0.032	0.167	0.068	1.770	0.427
165	0.053	0.000	0.008	0.001	0.000	0.001	0.004	0
167	9.103	0.038	1.729	0.006	0.069	0.057	2.026	0
169	0.171	0.007	0.030	0.007	0.018	0.013	0.566	5.052
170	9.914	0.087	1.387	0.029	0.199	0.060	11.76	0.553
171/173	6.292	0.074	0.952	0.013	0.126	0.028	5.405	0.392
172	1.817	0.028	0.250	0.005	0.043	0.015	1.896	0
174	15.56	0.294	2.103	0.083	0.358	0.111	11.31	1.078
175	0.821	0.016	0.124	0.003	0.025	0.006	0.620	0
176	3.984	0.083	0.452	0.025	0.081	0.036	0.960	0.367
177	8.000	0.161	1.400	0.041	0.177	0.079	5.960	0.444
178	2.446	0.072	0.359	0.024	0.096	0.031	1.493	0.448
179	10.68	0.279	1.100	0.089	0.248	0.102	2.102	0.761
180/193	16.90	0.259	1.661	0.087	0.414	0.106	29.54	1.819
181	0.507	0.004	0.081	0	0.006	0.004	0.137	0.142
182	0.174	0.003	0.036	0.003	0.007	0.002	0.064	0
183	9.999	0.211	1.438	0.056	0.299	0.083	15.23	0.779
184	0.086	0.056	0.060	0.004	0.028	0.042	0.039	0
185	0.780	0.040	0.218	0.004	0.019	0.013	1.271	0.151
186	0.026	0.000	0.003	0.000	0	0.000	0.001	0
187	13.27	0.341	1.435	0.143	0.481	0.152	9.924	1.783
188	0.043	0.001	0.001	5.135	0	0.000	0.001	0
189	0.255	0.002	0.038	0.001	0.007	0.003	0.423	0
190	1.521	0.020	0.202	0.006	0.028	0.011	2.955	0.258
191	0.353	0.003	0.042	0.001	0.010	0.001	0.619	0
192	0.000	0.000	0.001	0.000	0.002	0.000	0.001	0
194	0.422	0.021	0.041	0.038	0.051	0.020	3.932	0
195	0.226	0.016	0.037	0.012	0.031	0.004	2.266	0
196	0.570	0.031	0.064	0.022	0.052	0.028	4.836	0
197	0.080	0.011	0.012	0.006	0.024	0.007	0.365	0
198/199	2.077	0.099	0.144	0.063	0.108	0.061	6.894	0.427
200	0.369	0.024	0.043	0.025	0.031	0.014	1.102	0
201	0.585	0.034	0.045	0.013	0.031	0.009	1.464	0.090
202	1.502	0.084	0.117	0.055	0.083	0.055	1.991	0.415
203	1.366	0.055	0.081	0.031	0.086	0.030	7.485	0.516
205	0.019	0.004	0.005	0.005	0.002	0.004	0.195	0
206	0.773	0.019	0.035	0.031	0.039	0.030	1.511	0
207	0.171	0.006	0.007	0.004	0.006	0.002	0.573	0
208	0.675	0.010	0.012	0.011	0.014	0.010	0.717	0.160
209	0.167	0.021	0.027	0.045	0.037	0.046	0.100	0

Table C-1 Continued

School/House	Home	Home	Home	Home	Home	Home	Home	Home
Indoor/Outdoor	Inside	Inside	Inside	Inside	Inside	Inside	Inside	Inside
Date Deployed	1/21/2013	12/17/2011	12/13/2012	5/15/2012	5/16/2012	6/2/2012	5/24/2012	5/17/2012
Date Collected	4/6/2013	3/9/2012	3/30/2013	8/7/2012	8/7/2012	8/21/2012	8/18/2012	8/16/2012
House/School	61135	61116	61115	61003	61007	61019	61023	61025
Batch Number	BH003-02	BH002-07	BH005-11	BH006-06	SN0175-05	BH005-06	SN0184-06	SN0175-12
Recovery 14	71.92	53.85	81.38	68.39	95.02	84.98	99.94	97.78
D-65	109.3	30.41	135.5	109.6	105.4	143.8	93.77	97.74
166	78.23	73.94	109.1	92.05	87.96	123.5	102.1	92.23
SUM	111.7	1560	11541	85.58	342.5	239.6	4263	307.0
1	1.000	3.979	0.878	0.122	2.199	0.362	0.270	1.799
2	0.436	0.985	0.449	0.054	1.147	0.283	0.160	1.073
3	1.527	4.453	2.303	0.576	4.640	0.965	0.600	6.616
4	2.609	6.194	4.247	0.699	5.514	1.479	2.091	12.96
5	0.136	0.474	0.411	0.053	0.515	0.157	0	0.572
6	1.480	3.248	3.385	0.323	3.514	1.731	1.570	4.693
7	0.392	0.972	0.642	0.063	0.789	0.307	0.210	1.073
8	6.270	14.99	17.43	1.703	14.29	6.722	8.024	19.61
9	0.379	1.185	0.827	0.084	1.041	0.332	0.430	1.748
10	0.074	0.306	0.157	0.029	0.178	0.061	0.040	0.378
11	16.83	20.72	47.39	3.096	36.15	28.82	13.65	40.46
12/13	0.272	0.957	1.409	0.210	1.168	1.230	0.630	0
15	1.146	4.298	8.084	0.902	5.924	3.065	3.111	5.808
16	2.430	8.440	14.59	1.654	9.113	4.545	3.251	8.805
17	2.677	7.353	11.97	1.406	8.629	4.006	5.112	9.111
18/30	5.727	16.92	23.45	2.939	18.58	7.926	11.20	18.96
19	0.651	1.840	2.459	0.406	1.568	0.800	0.850	2.474
20/28	4.208	16.41	32.69	4.404	17.34	10.77	15.40	14.64
21/33	2.308	9.848	20.00	2.218	9.145	6.034	8.184	7.659
22	1.477	5.398	14.52	1.770	5.535	4.293	4.652	4.622
23	0.015	0.070	0.087	0.013	0	0.016	0	0
24	0.070	0	0.307	0.044	0	0.124	0.660	0
25	0.381	1.055	2.657	0.361	1.294	0.793	1.050	1.268
26/29	0.756	2.796	5.834	0.722	3.904	1.852	2.741	3.344
27	0.266	0.927	1.272	0.189	1.199	0.410	0.760	1.227
31	4.991	16.65	40.40	4.384	16.33	11.59	18.72	12.82
32	1.267	5.047	7.306	1.222	4.767	2.343	3.071	4.612
34	0.031	0.108	0.147	0.018	0	0.043	0	0
35	0.206	0.317	0.794	0.173	0	0.434	0	0.276
36	0.058	0	0.143	0.025	0	0.082	0	0
37	0.727	2.848	9.485	1.103	2.094	1.949	2.861	1.186
38	0.025	0.114	0.530	0.024	0	0.030	0.270	0
39	0.030	0.032	1.067	0.029	0	0.047	0	0
40/41/71	0.876	12.19	3.672	0.008	62.88	0.051	197.8	59.91
42	0.399	4.479	14.60	0.712	0.318	1.122	0	0.401
43	0.095	0.776	1.454	0.095	0.488	0.173	0	0
44/47/65	2.175	50.32	167.2	2.296		5.561		
45/51	0.369	0	3.156	0.375	2.364	0.626	7.323	1.116
46	0.127	1.378	1.935	0.185	0.136	0.268	1.390	0.325
48	0.331	3.348	6.046	0.446	1.500	0.832	4.434	0
49/69	1.299	27.02	86.63	1.477	6.434	3.399	86.78	4.445
50/53	0.309	4.081	8.846	0.379	2.160	0.596	7.597	1.528
52	6.165	125.0	0.112	3.960	18.16	15.23	573.4	12.80
54	0.005	0	0.031	0.007	0	0.010	0	0
55	0.022	0	0.346	0.035	0	0.056	63.89	0
56	0.558	8.541	39.81	0.783	1.898	1.422	21.69	0.889
57	0.007	0	0.056	0.010	0	0.014	0	0
58	0.019	0	3.418	0.004	0	0.039	3.113	0
59/62/75	0.077	1.046	1.307	0.168	2.364	0.214	12.11	1.062
60	0.251	3.166	13.43	0.428	0	0.665	9.114	0.325
61/70/74/76	2.573	82.19	324.7	2.996	11.43	8.116	284.4	6.537
63	0.041	0.772	2.751	0.061	0.056	0.115	0	0
64	0.824	15.80	62.42	1.218	3.319	2.414	46.45	2.287
66	0.961	16.60	70.90	1.408	4.467	2.800	73.81	2.537
67	0.023	0.305	0.399	0.049	0	0.064	0	0
68	0.128	0.337	0.104	0.047	0	0.119	0	0
72	0.002	0.121	0.085	0.012	0	0.012	0	0
73	0	0.313	431.7	0.006	0	0.011	355.1	0
77	0.048	0	0.954	0.121	0	0.086	0.107	0
78	0.048	0	0.012	0.002	0	0.002	0	0
79	0.034	0.524	1.984	0.009	0	0.008	1.742	0
80	0	0	0.589	0.003	0	0.011	0.930	0
81	0.024	0.138	3.082	0.005	0	0.040	1.860	0
82	0.285	13.37	109.6	0.311	0.545	0.921	24.69	0.336
83/99	1.452	0	368.4	1.259	2.273	4.028	156.3	1.355
84	0.956	51.73	481.5	1.179	2.364	4.394	105.2	0.542
85/116/117	0.984	0	130.1	0.631	0	1.509	67.91	0.401
86/87/97/109*	0	99.69	611.9	1.812	3.240	5.716	192.3	2.537
88/91	0.317	22.88	122.0	0.422	0.932	1.270	48.58	0.336
89	0.036	1.528	8.223	0.050	0	0.096	2.300	0
90/101/113	3.451	162.8	1117.	3.334	7.071	11.50	365.1	4.065
92	0.787	27.04	250.4	0.657	1.250	2.389	62.92	0.780
93/100	0.022	0.702	3.585	0.030	0	0.052	0	0
94	0.020	0.529	3.640	0.020	0	0.052	1.174	0
95	3.993	155.6	1339.	3.537	8.446	13.67	338.9	5.139
96	0.017	1.267	4.409	0.027	0	0.056	2.016	0
98/102	0.120	4.800	33.98	0.100	0	0.294	8.448	0
103	0.031	0.733	3.948	0.018	0	0.070	1.664	0
104	0.004	0.114	0.027	0.000	0	0.006	0	0
105	0.601	24.06	210.5	0.620	0.579	1.676	45.33	0.379
106	0	0.066	0.077	0.003	0	0.005	0	0
107/124					0		6.402	0

Table C-1 Continued

School/House	Home	Home	Home	Home	Home	Home	Home	Home
Indoor/Outdoor	Inside	Inside	Inside	Inside	Inside	Inside	Inside	Inside
Date Deployed	1/21/2013	12/17/2011	12/13/2012	5/15/2012	5/16/2012	6/2/2012	5/24/2012	5/17/2012
Date Collected	4/6/2013	3/9/2012	3/30/2013	8/7/2012	8/7/2012	8/21/2012	8/18/2012	8/16/2012
House/School	61135	61116	61115	61003	61007	61019	61023	61025
Batch Number	BH003-02	BH002-07	BH005-11	BH006-06	SN0175-05	BH005-06	SN0184-06	SN0175-12
107	0.099	5.252	39.97	0.137		0.315		
108/124	0.080	3.467	25.67	0.083	0	0.214	9.574	0
110/115	3.418	171.7	1302.	3.349	5.218	11.45	302.3	2.938
111	0.005	0	0.056	0.003	0	0.004	0	0
112	0.023	0	0.109	0.001	0	0.019	129.7	0
114	0.050	1.624	12.83	0.054	0	0.130	2.653	0
118	2.088	76.03	707.6	1.964	2.728	6.202	160.9	1.431
120	0.032	0	0.077	0.005	0	0.017	0	0
121	0.019	0.174	-0.00	0.001	0	0.009	0	0
122	0.019	0.680	6.201	0.036	0	0.067	1.282	0
123	0.025	1.299	8.597	0.041	0	0.070	2.653	0
126	0.689	0.758	2.575	0.227	0	0.348	0	0
127	0	0	0.320	0.002	0	0.005	0	0
129/138/163	2.026	41.79	0	2.116	2.012	3.686	69.77	0.932
130	0.119	2.541	32.42	0.117	0.056	0.175	4.523	0
131	0.043	0.998	18.40	0.049	0	0.109	0.411	0
132	0.927	18.49	379.1	0.963	0.852	2.125	31.09	0
133	0.026	0.677	8.299	0.039	0	0.057	1.076	0
134/143	0.180	4.931	69.17	0.011	0.113	0.434	0	0
135/151	1.141	16.46	242.7	1.113	1.739	2.145	30.43	0.748
136	0.449	10.82	107.4	0.369	0.784	0.760	19.02	0.487
137	0.089	2.944	39.97	0.102	0	0.208	4.846	0
139/140	0.044	1.447	19.92	0.066	0	0.130	0.793	0
141	0.550	6.868	142.6	0.578	0	1.011	11.93	0
142	0.001	0	0.244	0.002	0	0.000	1.948	0
144	0.210	2.597	45.14	0.157	0.079	0.383	3.514	0
145	0.000	0	0.475	0.000	0	0.002	0	0
147/149	0.258	5.055	81.54	0.321	0.318	0.531	9.427	0
146	2.539	40.58	648.0	2.405	3.353	5.235	77.98	1.604
148	0.003	0	0.395	0.003	0	0.009	0	0
150	0.004	0.061	0.971	0.006	0	0.013	0.058	0
152	0.001	0.209	1.043	0.001	0	0.005	0.097	0
153/168	1.870	28.26	477.6	2.272	2.103	3.851	57.68	0.997
154	0.015	0.585			0	0	0	0
155	0.034	0.201	0.198	0.002	0	0.092	0	0
156/157	0.106	3.474	52.06	0.152	0	0.222	3.172	0
158	0.200	4.415	67.09	0.189	0	0.374	7.675	0
159	0	0	0.122	0.011	0	0.007	0	0
160	0.009	0.058	439.1	0.004	0	0.005	0	0
161	0.001	0.061	0.043	0.002	0.250	0.002	7.734	0
162	0.049	0	1.412	0.012	0	0.016	0	0
164	0.122	2.249	38.39	0.129	0	0.203	3.661	0
165	0.005	0.097	0.141	0.000	0	0.001	0	0
167	0.055	1.038	16.28	0.068	0	0.090	1.615	0
169	0.021	1.968	0.252	0.051	0	0.008	0	0
170	0.154	1.207	14.30	0.179	0	0.113	1.321	0
171/173	0.060	0.890	10.71	0.108	0	0.108	0	0
172	0.026	0.390	3.227	0.061	0	0.046	0	0
174	0.233	1.353	25.31	0.541	0.159	0.417	1.928	0
175	0.016	0.188	1.390	0.021	0	0.028	0	0
176	0.068	0.557	6.528	0.097	0	0.130	0.626	0
177	0.135	0.981	15.10	0.245	0	0.242	1.125	0
178	0.077	0.544	4.009	0.118	0	0.125	0	0
179	0.219	1.049	17.82	0.438	0.397	0.449	1.595	0
180/193	0.201	2.217	21.25	0.730	0.329	0.326	2.467	0
181	0.004	0	0.878	0.001	0	0.002	0	0
182	0.001	0.107	0.321	0.008	0	0.006	0	0
183	0.235	1.127	17.67	0.329	0	0.309	1.762	0
184	0.019	0.137	0.140	0.005	0	0.039	0	0
185	0.034	0.227	1.456	0.062	0.079	0.066	0	0
186	0.000	0	0.043	0.000	0	0	0	0
187	0.354	1.789	20.00	0.932	0.568	0.524	2.330	0
188	0.001	0	0.053	0.005	0	0.001	0	0
189	0.015	0	0.351	0.005	0	0.002	0	0
190	0.015	0.270	2.050	0.041	0	0.024	0	0
191	0.003	0	0.460	0.006	0	0.003	0	0
192	0.002	0	0.005	0.000	0	0.000	0	0
194	0.042	0.111	0.675	0.118	0	0.029	0	0
195	0.020	0	0.360	0.038	0	0.017	0	0
196	0.035	0.159	0.777	0.151	0	0.033	0	0
197	0.020	0.155	0.113	0.033	0	0.011	0	0
198/199	0.088	0.571	2.919	0.492	0.068	0.079	0	0
200	0.037	0	0.592	0.080	0	0.033	0	0
201	0.024	0.133	0.908	0.138	0	0.036	0	0
202	0.071	0.354	2.623	0.322	0	0.092	0.107	0
203	0.056	0.248	1.903	0.347	0	0.055	0	0
205	0.006	0.087	0.024	0.004	0	0.002	0	0
206	0.033	0.329	1.067	0.111	0	0.017	0	0
207	0.006	0.112	0.259	0.039	0	0.004	0	0
208	0.013	0.119	1.003	0.099	0	0.012	0	0
209	0.036	0.133	0.233	0.058	0	0.023	0	0

Table C-1 Continued

School/House	Home	Home	Home	Home	Home	Home	Home	Home	
Indoor/Outdoor	Inside	Inside	Inside	Inside	Inside	Inside	Inside	Inside	
Date Deployed	5/17/2012	5/15/2012	6/2/2012	5/18/2012	6/8/2012	5/21/2012	6/7/2012	6/28/2012	
Date Collected	8/16/2012	8/11/2012	8/21/2012	8/18/2012	8/16/2012	8/16/2012	8/11/2012	9/11/2012	
House/School	61027	61029	61033	61035	61037	61043	61047	61055	
Batch Number	SN0175-08	BH004-04	SN0183-09	SN0183-08	SN0176-06	SN0175-02	SN0175-09	BH007-06	
Recovery	14	93.03	67.36	86.87	70.10	122.5	97.76	95.23	84.41
(%)	D-65	94.64	114.2	90.97	82.06	88.86	94.58	100.3	134.8
	166	86.89	83.51	87.76	69.34	111.2	95.94	95.66	120.8
SUM		555.4	1804.	308.3	227.6	622.0	1760.	695.8	1438.
1		3.213	1.616	0.893	0.855	5.35	1.380	1.239	0.567
2		1.730	0.999	0.334	0.470	2.65	1.206	0.861	0.463
3		6.277	4.321	1.079	0.970	6.35	4.766	3.990	3.152
4		7.674	4.991	3.647	3.552	20.42	26.90	6.226	3.599
5		0.698	0.403	0	0		84.26	0.567	0.332
6		4.686	3.331	0.223	0.427	8	14.78	5.029	3.481
7		2.128	0.804	0	0.313	1.55	2.250	1.018	0.635
8		20.07	15.81	8.001	8.687	33.26	67.41	21.34	17.43
9		1.483	0.843	0	0.057	1.66	4.388	1.071	0.784
10		0.161	0.188	2.419	2.368	0.61	0.777	0.115	0.128
11		56.65	38.30	15.85	20.55	26.69	71.51	87.79	58.81
12/13		1.504	1.229	0	0	1.56	3.927	2.152	1.231
15		7.911	6.300	1.972	1.868	10.49	27.86	12.07	6.761
16		18.15	12.76	0.967	2.196	26.15	60.88	19.89	12.65
17		15.71	10.66	3.237	4.236	24.08	53.91	15.12	11.38
18/30		31.20	24.96	9.676	9.186	49.6	115.5	31.38	23.15
19		3.461	1.846	0	1.355	6.87	13.90	3.381	2.064
20/28		32.96	32.09	7.294	6.704	39.13	91.34	37.84	27.21
21/33		18.34	18.77	3.907	3.637	20.28	49.74	20.79	15.84
22		11.52	13.34	2.977	1.825	12.64	28.25	12.83	11.16
23		0	0.025	0	0		0	0	0.091
24		0	0.222	0	0.356		0	0	0.327
25		2.396	2.010	0	0	3.01	7.415	2.845	2.206
26/29		6.352	5.055	0	0	7.91	18.03	7.340	4.772
27		2.020	1.102	0.446	0.513	3.1	7.507	2.257	1.208
31		28.25	40.28	7.033	6.676	36.58	84.28	32.87	31.28
32		8.652	6.311	1.711	2.239	12.31	27.89	8.967	6.471
34		0	0.075	0	0		0	0.052	0.213
35		0.548	0.579	0	0	0.05	0	0.861	0.742
36		0	0.358	0	0		0	0	0.171
37		6.567	7.044	0	0.271	4.39	9.880	6.069	4.962
38		0	0.072	0	0		0	0	0.066
39		0	0.056	0	0		0	0	0.219
40/41/71		78.42	0.605	56.29	59.71	67.90	103.8	75.88	0.358
42		0	6.040	1.296	0	0	3.773	0	4.174
43		0.932	0.867	0	0	0	0	1.013	0.596
44/47/65			47.12						29.48
45/51		4.442	3.207	0	0.519	5.823	15.32	5.843	2.119
46		1.450	0.960	0	0	1.770	4.825	0.679	0.818
48		2.244	3.734	0	0	2.606	7.066	3.093	2.558
49/69		9.298	28.67	2.809	3.864	13.43	33.06	12.40	17.04
50/53		2.888	3.268	0	0.807	4.520	11.30	3.846	2.011
52		22.55	175.3	7.887	19.53	47.26	123.0	37.80	86.30
54		0	0.027	0.216	0	0	0	0	0.025
55		9.045	0.228	3.781	1.615	0	19.94	10.49	0.209
56		4.476	10.57	11.02	2.206	4.160	0	5.623	9.076
57		0	0.040	0	0	0.080	0	0	0.043
58		0	0.442	20.24	0.591	0	0	0	0.265
59/62/75		5.662	0.831	2.701	0.273	3.900	12.69	4.944	0.630
60		2.854	4.678	0	0.432	2.084	9.547	3.407	3.705
61/70/74/76		22.71	89.87	55.64	4.571	18.62	63.02	29.04	62.91
63		2.290	0.924	22.50	0.245	0	2.397	0	0.548
64		6.087	19.09	3.745	2.177	6.659	18.47	8.163	12.38
66		10.02	22.55	4.393	1.961	8.375	22.10	11.70	18.46
67		2.175	0.247	18.36	2.220	0	1.855	0.282	0.193
68		0.759	0.166	0	0	0	0	0	0.213
72		0	0.051	0	0	0	0	0	0.049
73		0	0	4.862	12.09	0	0	0	0.094
77		0	0.548	0	0	0	0	0	0.319
78		0	0.100	0	0	0	0	0	0.019
79		0	0.288	0.864	0.403	0	0	0	0.216
80		0	0.095	0	0	0	0	0	0.018
81		0	0.510	0	0	0	0.062	0	0.339
82		0.725	10.65	0	0.331	0.835	5.680	1.787	13.37
83/99		2.543	91.56	1.008	2.869	4.133	2.793	7.118	44.88
84		2.474	45.36	0	2.335	4.574	20.75	6.491	48.10
85/116/117		0.713	15.28	0	0	0	5.201	0.710	16.60
86/87/97/109*		4.281	72.48	3.025	2.869	5.203	33.92	10.94	69.80
88/91		1.012	13.04	0.612	0.677	2.552	10.37	3.062	12.07
89		0	0.605	0	0	0	0.604	0	0.894
90/101/113		8.055	131.2	4.069	6.690	11.95	55.33	17.34	112.4
92		1.265	27.59	0	1.052	2.435	9.745	2.958	22.19
93/100		0	0.419	0	0	0	0	0	0.355
94		0	0.352	0	0	0	0	0	0.336
95		8.193	133.7	4.429	7.599	18.24	62.40	19.29	117.1
96		0	0.421	0	0	0	0.677	0	0.367
98/102		0	3.226	0	0	0	0	0	2.214
103		0	0.538	0	0	0	0	0	0.355
104		0	0.012	0	0	0	0	0	0.007
105		1.150	27.79	0	0	0.359	9.839	3.041	27.05
106		0	0.542	0	0	0	0.312	0	0.011
107/124		0		0	0	0	0	0	



Table C-1 Continued

School/House Indoor/Outdoor	Home	Home	Home	Home	Home	Home	Home	Home
	Inside	Inside	Inside	Inside	Inside	Inside	Inside	Inside
Date Deployed	5/17/2012	5/15/2012	6/2/2012	5/18/2012	6/8/2012	5/21/2012	6/7/2012	6/28/2012
Date Collected	8/16/2012	8/11/2012	8/21/2012	8/18/2012	8/16/2012	8/16/2012	8/11/2012	9/11/2012
House/School	61027	61029	61033	61035	61037	61043	61047	61055
Batch Number	SN0175-08	BH004-04	SN0183-09	SN0183-08	SN0176-06	SN0175-02	SN0175-09	BH007-06
107		4.355						4.242
108/124	0.092	2.875	0	0	0	1.584	0.449	2.594
110/115	6.133	137.4	2.665	4.066	7.198	53.90	15.43	144.3
111	0	0.005	0	0	0	0	0	0.017
112	0	0.005	0.936	2.148	0	0	0	0.096
114	0	1.404	0	0	0	0	0	1.743
118	3.567	91.39	2.557	1.701	3.010	31.96	8.738	94.52
120	0	0.035	0	0	0	0	0	0.030
121	0	0.006	0	0	0	0	0	0.045
122	0	0.637	0	0	0	0	0.083	0.990
123	0.103	0.396	0	0	0.125	2.366	0.094	1.187
126	0	0.803	0	0	0	0	0	0.396
127	0	0.042	0	0	0	0	0	0.008
129/138/163	3.636	69.36	0.432	0.475	1.383	20.46	6.344	35.91
130	0.092	4.607	0	0	0	1.636	0.209	1.730
131	0	1.427	0	0	0	0.458	0.125	0.978
132	1.496	33.46	0	0.230	0.970	9.401	2.707	22.94
133	0	0.662	0	0	0	0	0	0.517
134/143	0.287	5.527	0	0	0	0	0.334	0.152
135/151	2.715	21.50	0	0	1.177	9.172	3.606	13.87
136	1.265	10.82	0	0.072	1.078	5.284	2.163	6.028
137	0	4.120	0	0	0	0	0	2.132
139/140	0	1.741	0	0	0	0	0	1.121
141	0.932	12.54	0	0	0.341	3.554	1.317	8.029
142	0	0.018	0	0	0	0.448	0	0.008
144	0.368	4.013	0	0	0.044	0	0.564	2.384
145	0	0.036	0	0	0	0	0	0.033
147/149	0.540	7.294	0	0	0.044	0.719	1.024	4.610
146	5.501	59.12	0	1.254	2.857	22.20	8.048	34.56
148	0	0.039	0	0	0	0	0	0.027
150	0	0.084	0	0	0	0	0.041	0.058
152	0.034	0.081	0	0	0	0.104	0.146	0.044
153/168	4.327	45.44	0.324	0.663	1.383	14.95	5.539	33.03
154	0	0	0	0	0	0	0	0
155	0	0.084	0	0	0	0	0	0.066
156/157	0	4.788	0	0	0	1.115	0.114	2.063
158	0.333	6.952	0	0	0.044	2.303	0.512	3.830
159	0	0.004	0	0	0	0	0	0.030
160	0	0.009	0	0	0	16.12	0	0.020
161	0.437	0.001	0	0	0	1.573	0.815	0.005
162	0	0.153	0	0	0	0	0	0.092
164	0	3.525	0	0	0	1.344	0	1.759
165	0	0.008	0	0	0	0	0	0.005
167	0	1.461	0	0	0	0.479	0	0.784
169	0	0.014	0	0	0	0	0	0.042
170	0	1.204	0	0	0.053	0.083	0	0.710
171/173	0	0.847	0	0	0	0.156	0	0.684
172	0	0.267	0	0	0	0	0	0.226
174	0.552	1.902	0	0	0	1.198	0.177	1.713
175	0	0.121	0	0	0	0	0	0.108
176	0.218	0.484	0	0	0	0.385	0.094	0.440
177	0.057	1.212	0	0	0	0.614	0.104	1.008
178	0.069	0.342	0	0	0	0.479	0.062	0.353
179	0.805	1.247	0	0	0.062	1.553	0.898	1.340
180/193	0.886	1.716	0	0	0.071	1.375	1.149	1.737
181	0	0.073	0	0	0	0	0	0.039
182	0	0.028	0	0	0	0	0	0.014
183	0.149	1.275	0	0	0	0.833	0.135	1.402
184	0	0.040	0	0	0	0	0.052	0.018
185	0.138	0.144	0	0	0	0	0.083	0.211
186	0	0.005	0	0	0	0	0	0.002
187	1.392	1.751	0	0	0	2.251	1.588	1.567
188	0	0.003	0	0	0	0	0	0.003
189	0	0.030	0	0	0	0	0	0.022
190	0	0.165	0	0	0	0	0	0.166
191	0	0.044	0	0	0	0	0	0.036
192	0	0.002	0	0	0	0	0	9.407
194	0	0.082	0	0	0	0	0	0.278
195	0	0.061	0	0	0	0	0	0.141
196	0	0.087	0	0	0	0	0	0.242
197	0	0.022	0	0	0	0	0	0.033
198/199	0.172	0.179	0	0	0	0.135	0	0.458
200	0	0.045	0	0	0	0	0	0.088
201	0.046	0.043	0	0	0	0	0	0.116
202	0	0.133	0	0	0	0.218	0	0.160
203	0	0.116	0	0	0	0	0.052	0.332
205	0	0.004	0	0	0	0	0	0.019
206	0	0.082	0	0	0	0	0	0.101
207	0	0.010	0	0	0	0	0	0.026
208	0	0.024	0	0	0	0	0	0.043
209	0	0.032	0	0	0	0.125	0	0.038

Table C-1 Continued

School/House	Home	Home	Home	Home	Home	Home	Home	Home	
Indoor/Outdoor	Inside	Inside	Inside	Inside	Inside	Inside	Inside	Inside	
Date Deployed	6/7/2012	6/7/2012	6/8/2012	6/7/2012	4/19/2012	7/12/2012	7/2/2012	6/26/2012	
Date Collected	9/11/2012	9/11/2012	9/11/2012	9/22/2012	7/12/2012	9/20/2012	9/20/2012	9/11/2012	
House/School	61057	61063	61065	61069	61091	61099	61101	61111	
Batch Number	BH003-03	SN0184-01	SN0183-12	SN0183-06	SN0175-04	SN0183-07	SN0183-04	SN0183-03	
Recovery	14	64.10	79.91	88.48	68.31	44.57	72.35	41.26	76.57
(%)	D-65	96.57	89.39	115.8	81.70	99.12	99.11	45.02	95.89
	166	72.98	68.56	88.40	67.59	89.35	72.64	39.52	89.06
SUM		862.6	331.1	361.8	405.4	443.1	1081.	355.0	1783.
1		4.190	1.376	1.921	1.010	4.352	4.326	0.266	1.292
2		1.503	0.663	0.542	0.892	2.535	1.409	0.557	0.535
3		8.374	1.964	1.559	2.034	8.525	5.238	0.751	2.128
4		6.771	3.778	7.391	4.025	19.49	5.321	2.253	2.533
5		0.839	0	0.440	0	0	0.428	0	0
6		5.622	2.214	1.231	0.673	8.413	0.981	0.121	0.679
7		1.378	0.638	1.175	0.468	2.176	0.926	0.048	0.652
8		27.64	10.98	21.39	15.07	34.03	14.60	4.992	6.644
9		1.579	0.750	1.118	0.263	2.333	1.216	0	0.078
10		0.298	0.062	0.327	1.024	0.560	0.207	0	0
11		50.28	36.87	17.05	36.31	73.11	52.82	19.55	36.57
12/13		2.366	0	0.983	0	1.637	0.953	0	0.235
15		9.993	2.952	5.492	3.600	9.826	4.132	1.284	2.167
16		25.32	3.040	4.385	0.190	15.83	3.745	1.478	1.828
17		24.09	5.467	8.431	8.211	15.36	6.302	1.526	2.977
18/30		64.72	13.36	17.66	15.17	32.68	12.96	5.792	6.438
19		3.472	1.501	0.293	2.239	4.083	1.769	0.121	0.222
20/28		70.01	13.21	20.54	15.85	25.66	15.07	4.871	8.410
21/33		34.90	7.107	11.49	8.943	12.29	8.790	2.568	4.636
22		25.24	4.129	6.283	5.137	7.807	4.989	1.914	2.559
23		0.035	0	0	0	0	0	0	0
24		0.291	0.638	0.971	0	0	0	0.266	0.444
25		2.293	0.763	1.311	0.951	2.153	0.663	0	0.496
26/29		8.412	2.652	3.763	3.352	5.743	3.123	0	1.958
27		2.089	0.763	1.175	6.938	2.063	1.036	0.702	0.535
31		106.0	11.94	18.46	14.34	23.15	15.23	5.016	8.083
32		15.37	3.278	4.498	4.288	8.300	3.717	0.751	1.985
34		0.143	0	0	0	0	0	0	0
35		0.447	0	0	0	0	0.317	0	0.065
36		0.053	0	0	0	0	0	0	0.065
37		8.558	1.589	2.836	1.829	1.906	2.280	0.145	1.815
38		0.075	0	0	0	0	0	0	0
39		0.133	0	0.045	0	0	0	0	0
40/41/71		24.75	63.69	66.11	60.99	58.16	89.67	57.47	82.65
42		10.47	0	0.350	0	0	0	0	0
43		1.751	0	0	12.58	0	0	0	0
44/47/65		32.38							
45/51		8.527	4.025	3.370	2.366	1.398	6.524	0	0.538
46		2.953	0	0.984	0	0	0.798	0	0
48		9.483	1.341	1.934	1.464	0	1.885	0	1.066
49/69		24.54	6.606	7.386	6.139	4.599	22.54	3.491	19.42
50/53		6.922	1.896	2.036	1.716	1.387	3.551	0	1.190
52		56.38	21.59	20.77	20.32	18.81	121.1	16.11	124.6
54		0.092	0	0	0	0	0.220	0	0
55		0.221	4.915	5.384	5.236	0	16.71	3.440	23.89
56		10.27	3.164	2.567	6.982	0	7.653	13.45	11.00
57		0.089	0	0	0	0	0	0	0
58		0.064	2.289	0.373	0	1.029	0	21.78	0.269
59/62/75		2.038	3.704	3.574	4.275	0.257	5.148	5.059	3.749
60		5.530	1.750	1.018	6.553	0.100	3.427	3.061	4.109
61/70/74/76		34.41	11.44	10.82	13.13	8.258	63.07	77.31	115.3
63		0.764	2.348	0	8.180	1.376	4.046	26.63	1.425
64		17.61	4.200	4.807	4.659	1.902	12.22	3.971	13.13
66		19.93	5.688	6.232	6.050	1.745	19.31	4.224	27.59
67		0.384	2.085	0.135	6.287	0.995	3.565	19.75	0.325
68		0.193	0	0.101	0	0	0	0	0
72		0.078	0	0	0	0	0	0	0
73		0	13.37	12.87	12.58	0	75.01	9.992	77.21
77		0.520	0	0	0	0	0	0	0
78		0.020	0	0	0	0	0	0	0
79		0.032	0	0.214	0	0	0	0.227	0
80		0	0	0.870	0.207	0	0	0	0.898
81		0.060	0	0	0	0	0	0	1.044
82		0.975	0.656	0.814	0	0	6.180	0	15.57
83/99		0	2.289	2.397	0.931	1.096	28.01	5.666	63.45
84		3.998	0.335	2.273	1.716	0.391	22.38	0.581	41.18
85/116/117		2.106	0.656	1.221	0.946	0.335	9.016	0	26.16
86/87/97/109*		0	4.083	4.422	6.450	1.835	38.01	3.794	93.21
88/91		1.625	1.356	1.142	1.730	0.928	9.662	0.480	16.06
89		0.255	0	0	0	0	0	0	1.077
90/101/113		9.553	7.131	6.503	10.97	3.435	60.79	5.489	147.9
92		1.927	0.802	1.153	0.473	0.604	10.59	0	24.11
93/100		0.124	0	0	0	0	0	0	0
94		0.113	0	0	0	0	0.275	0	0.089
95		11.88	8.021	6.832	11.49	5.707	62.97	7.032	110.2
96		0.173	0	0	0	0	0.068	0	0.157
98/102		0.787	0.175	0	0	0	1.321	0	2.458
103		0.115	0	0	0	0	0	0	0.078
104		0.012	0	0	0	0	0	0	0
105		1.568	0.495	0.803	0.251	0	9.415	0	34.79
106		0	0	0	0	0	0.509	0	1.291
107/124		0	0	0	0	0	1.197	0	3.952

Table C-1 Continued

School/House	Home	Home	Home	Home	Home	Home	Home	Home
Indoor/Outdoor	Inside	Inside	Inside	Inside	Inside	Inside	Inside	Inside
Date Deployed	6/7/2012	6/7/2012	6/8/2012	6/7/2012	4/19/2012	7/12/2012	7/2/2012	6/26/2012
Date Collected	9/11/2012	9/11/2012	9/11/2012	9/22/2012	7/12/2012	9/20/2012	9/20/2012	9/11/2012
House/School	61057	61063	61065	61069	61091	61099	61101	61111
Batch Number	BH003-03	SN0184-01	SN0183-12	SN0183-06	SN0175-04	SN0183-07	SN0183-04	SN0183-03
107	0.257							
108/124	0.150	0	0	0.147	0	1.417	0	6.242
110/115	9.533	5.746	5.440	9.319	1.712	61.76	4.250	168.8
111	0	0	0	0	0	0	0	0
112	4.590	2.071	2.183	2.722	0	24.35	1.492	53.16
114	0.118	0	0	0	0	0	0	1.751
118	4.962	2.975	2.884	4.719	0.805	30.32	1.543	102.1
120	0.048	0	0	0	0	0	0	0
121	0.017	0	0	0	0	0	0	0
122	0.048	0	0	0	0	0	0	0.707
123	0.080	0	0	0.147	0	1.404	0	1.291
126	0.801	0	0	0	0	0.316	0	0
127	0.008	0	0	0	0	0	0	0
129/138/163	3.244	1.618	1.809	4.512	0.190	15.30	0.202	62.52
130	0.209	0	0	0	0	0.330	0	3.851
131	0.099	0	0	0	0	0.206	0	1.437
132	1.547	0.568	0.565	2.056	0.212	8.066	0	23.86
133	0.047	0	0	0	0	0	0	0
134/143	0.323	0	0	0	0	0	0	0
135/151	2.302	0.612	0.916	0.488	0.268	4.611	0	10.36
136	0.923	0.422	0.079	0	0.369	4.473	0.632	8.016
137	0.157	0	0	0	0	0.536	0	3.716
139/140	0.095	0	0	0	0	0.481	0	1.740
141	0.855	0.408	0	1.153	0	2.697	0.303	9.700
142	0.002	0	0	0	0	0.509	0	1.661
144	0.380	0	0.090	0	0	0.123	0	3.132
145	0.002	0	0	0	0	0	0	0
147/149	0.474	0	0	0.532	0	1.858	0	6.635
146	4.781	2.771	2.929	5.887	0.716	16.91	1.897	46.08
148	0.013	0	0	0	0	0	0	0
150	0.020	0	0	0	0	0.068	0	0
152	0	0	0	0.088	0	0	0	0
153/168	3.214	1.706	2.047	4.349	0.414	11.76	0.556	41.07
154	0.042	0	0	0	0	0	0	0.516
155	0.190	0	0	0	0	0	0	0
156/157	0.154	0	0	0	0	0	0	4.782
158	0.307	0	0	0.429	0	1.693	0	6.702
159	0	0	0	0	0	0	0	0
160	0.005	0	0	0	0	0	0	0
161	0.001	0	0.113	0.591	0	1.527	0	5.434
162	0	0	0	0	0	0	0	0
164	0.195	0	0.067	0	0	0.936	0	3.300
165	0.000	0	0	0	0	0	0	0
167	0.075	0	0	0	0	0	0	1.571
169	0	0	0	0	0	0	0	0
170	0.148	0	0	0	0	0	0	1.538
171/173	0.104	0	0	0	0	0	0	1.021
172	0.042	0	0	0	0	0	0	0.179
174	0.457	0	0	0.133	0	0	0	2.312
175	0.023	0	0	0	0	0	0	0
176	0.152	0	0	0.133	0	0	0	0.179
177	0.250	0	0	0	0	0	0	1.515
178	0.132	0	0	0	0	0	0	0.190
179	0.467	0.116	0.260	0.162	0	0.316	0	1.448
180/193	0.363	0	0	0	0	0.096	0	3.794
181	0.002	0	0	0	0	0	0	0
182	0.009	0	0	0	0	0	0	0
183	0.381	0	0	0	0	0	0	1.212
184	0.069	0	0	0	0	0	0	0
185	0.063	0	0	0	0	0	0	0
186	0	0	0	0	0	0	0	0
187	0.671	0.262	0.113	0.295	0	0	0.177	2.189
188	0.002	0	0	0	0	0	0	0
189	0.008	0	0	0	0	0	0	0
190	0.026	0	0	0	0	0	0	0.067
191	0.007	0	0	0	0	0	0	0
192	0.000	0	0	0	0	0	0	0
194	0.054	0	0	0	0	0	0	0
195	0.023	0	0	0	0	0	0	0
196	0.054	0	0	0	0	0	0	0
197	0.025	0	0	0	0	0	0	0
198/199	0.130	0	0	0	0	0	0	0
200	0.030	0	0	0	0	0	0	0
201	0.035	0	0	0	0	0	0	0
202	0.106	0	0	0	0	0	0	0
203	0.071	0	0	0	0	0	0	0
205	0.007	0	0	0	0	0	0	0
206	0.038	0	0	0	0	0	0	0
207	0.006	0	0	0	0	0	0	0
208	0.038	0	0	0	0	0	0	0
209	0.034	0	0	0	0	0	0	0

Table C-1 Continued

School/House	Home	Home	Home	Home	Home	Home	Home	Home	
Indoor/Outdoor	Inside	Inside	Inside	Inside	Outside	Outside	Outside	Outside	
Date Deployed	6/26/2012	6/26/2012	6/28/2012	6/26/2012	8/7/2012	7/20/2012	8/16/2012	9/11/2012	
Date Collected	9/22/2012	9/22/2012	8/28/2012	9/11/2012	10/11/2012	10/24/2012	10/11/2012	12/13/2012	
House/School	61117	61119	61121	61115	61005	61007	61081	61115	
Batch Number	SN0183-01	SN0183-02	BH006-02	SN0183-11	SN0184-08	SN0184-09	BH007-11	BH006-12	
Recovery	14	86.09	77.27	70.71	81.15	83.51	97.50	70.37	80.41
(%)	D-65	103.5	80.73	110.9	116.2	75.90	93.24	107.3	123.8
	166	93.74	80.52	102.2	90.29	69.49	89.66	100.7	118.5
SUM	1491	250.0	519.2	32863	114.5	116.2	193.8	56.94	
1	0.766	0.763	0.194	0.850	0.251	0.174	0.712	0.218	
2	0.569	0.129	0.141	0.554	0.191	0	0.649	0.160	
3	5.029	0.802	0.366	1.700	0.059	0.348	1.740	0.249	
4	3.484	3.765	0.486	4.891	1.317	0.974	3.266	1.094	
5	0.383	0	0.039	0	0	0	0.211	0.059	
6	0.557	0.245	0.351	0.727	0.622	0.092	1.924	0.417	
7	0.522	0.232	0.083	0.677	0.143	0.020	0.529	0.094	
8	11.93	9.149	1.193	18.56	2.718	2.523	9.938	2.139	
9	0.766	0.517	0.076	1.010	0.155	0.030	0.529	0.141	
10	0.127	0	0.022	0.197	0.035	0.656	0.105	0.050	
11	23.96	7.661	5.762	44.42	6.741	2.328	30.82	1.841	
12/13	0.801	0.245	0.156	1.786	0	0.061	0.551	0.187	
15	4.065	2.212	0.492	8.366	0.945	0.841	2.892	0.696	
16	4.343	2.251	0.826	9.352	0.754	0.861	4.414	1.334	
17	7.549	4.620	0.701	14.50	1.832	1.743	4.608	1.303	
18/30	16.86	9.641	1.377	30.15	4.490	3.035	8.781	2.619	
19	1.358	0.168	0.179	3.708	0.359	0.174	1.127	0.412	
20/28	19.61	10.14	1.971	39.75	3.700	3.989	9.317	2.594	
21/33	11.30	5.758	1.165	24.06	1.927	2.184	4.930	1.420	
22	6.109	3.157	0.960	13.86	1.065	1.220	3.534	1.004	
23	0	0	0.019	0	0	0	0.051	0.013	
24	0	0	0.026	2.033	0	0.246	0.132	0.048	
25	1.370	0.595	0.172	3.105	0.191	0.297	0.724	0.272	
26/29	3.728	2.290	0.355	7.307	0.766	1.333	1.487	0.539	
27	1.080	0	0.091	2.464	0.167	0.307	0.451	0.175	
31	19.14	8.851	2.215	42.05	3.340	3.466	9.810	2.847	
32	4.854	2.640	0.502	9.389	0.682	1.097	2.440	0.848	
34	0	0	0.016	0	0	0	0.052	0.015	
35	0	0.064	0.269	0.961	0	0	0.455	0.149	
36	0	0	0.034	0	0	0	0.088	0.025	
37	2.926	1.410	0.854	10.56	0	0.564	1.738	0.524	
38	0	0	0.032	2.920	0	0	0.040	0.019	
39	0	0	0.020	0.110	0	0	0.053	0.016	
40/41/71	88.06	50.59	0.139	691.7	53.35	50.80	0.013	0.005	
42	0	0	0.792	0	0.172	0.624	0.847	0.380	
43	84.39	0	0.113	0	0	0	0.156	0.080	
44/47/65			6.674				3.605	1.340	
45/51	9.558	0	0.216	32.47	0	0	0.808	0.225	
46	1.130	0	0.135	6.523	0	0	0.243	0.115	
48	2.485	0	0.337	13.07	0	0	0.660	0.294	
49/69	24.72	3.700	2.716	281.0	2.129	2.018	2.137	0.867	
50/53	3.808	0.596	0.277	36.07	0.172	0.524	0.493	0.232	
52	136.4	9.661	15.76	2436.	5.352	6.100	8.145	2.513	
54	0	0	0.004	0	0	0	0.007	0.006	
55	21.68	3.340	0.042	183.9	0	1.661	0.047	0.034	
56	9.547	5.116	2.619	92.08	0.172	0.211	1.129	0.360	
57	0	0	0.007	0	0	0	0.019	0.012	
58	0	6.991	0.103	33.19	0	0.189	0.022	0.003	
59/62/75	2.069	2.260	0.133	37.54	0.172	0.267	0.173	0.110	
60	4.821	1.999	1.008	33.84	0	0	0.614	0.174	
61/70/74/76	84.23	30.33	19.61	1073.	2.532	2.119	4.740	1.632	
63	0.160	8.307	0.158	6.766	0	0	0.089	0.032	
64	15.40	2.669	2.931	166.8	1.093	1.427	1.516	0.598	
66	25.05	0	4.496	220.7	0	1.918	1.951	0.624	
67	0	6.333	0.038	0	0	0.167	0.064	0.065	
68	0	0	0.051	0	0	0	0.137	0.048	
72	0	0	0.012	0	0	0	0.014	0.017	
73	84.53	5.985	0.015	1508.	3.323	3.780	0.013	0.012	
77	0	0	0.395	0.088	0	0	0.087	0.050	
78	0	0	0.006	0	0	0	0.032	0.003	
79	0.074	0	0.096	6.966	0	0	0.024	0.008	
80	0.405	0.173	0.006	2.226	0.431	0	0.003	0.002	
81	0	0	0.132	18.72	0	0	0.009	0.002	
82	10.26	0.273	5.089	297.7	0	0	0.699	0.222	
83/99	8.075	3.700	21.02	230.1	0.892	0.368	2.112	0.972	
84	20.04	1.527	23.10	1130.	0.230	0.825	2.274	1.008	
85/116/117	14.26	0	6.988	444.4	0	0	1.099	0.593	
86/87/97/109*	53.67	3.414	34.07	1980.	1.395	1.706	3.325	1.312	
88/91	14.83	0.720	6.086	405.1	0	0	0.657	0.368	
89	1.024	0	0.427	22.58	0	0	0.074	0.037	
90/101/113	113.1	4.768	54.86	3175.	2.388	2.531	6.371	2.543	
92	20.68	0.248	11.84	589.6	0	0.078	1.206	0.545	
93/100	0	0	0.130	0	0	0	0.049	0.022	
94	0.213	0	0.132	11.16	0	0	0.018	0.016	
95	101.4	4.992	55.40	3256.	2.374	2.587	6.955	2.963	
96	0.138	0	0.154	19.83	0	0	0.037	0.032	
98/102	2.613	0	0.922	62.12	0	0	0.164	0.100	
103	0.554	0	0.129	12.86	0	0	0.056	0.016	
104	0	0	0.001	0	0	0	0.008	0.000	
105	14.42	0.186	9.368	558.0	0	0	1.482	0.440	
106	0.842	0	0.002	21.25	0	0	0.004	0.006	
107/124	2.453	0		74.03	0	0			

Table C-1 Continued

School/House	Home	Home	Home	Home	Home	Home	Home	Home
Indoor/Outdoor	Inside	Inside	Inside	Inside	Outside	Outside	Outside	Outside
Date Deployed	6/26/2012	6/26/2012	6/28/2012	6/26/2012	8/7/2012	7/20/2012	8/16/2012	9/11/2012
Date Collected	9/22/2012	9/22/2012	8/28/2012	9/11/2012	10/11/2012	10/24/2012	10/11/2012	12/13/2012
House/School	61117	61119	61121	61115	61005	61007	61081	61115
Batch Number	SN0183-01	SN0183-02	BH006-02	SN0183-11	SN0184-08	SN0184-09	BH007-11	BH006-12
	107		1.909				0.271	0.095
	108/124	0	1.217	117.4	0	0	0.184	0.063
110/115	104.5	4.209	58.96	3526.	1.539	1.962	7.022	2.271
111	0	0	0.005	0	0	0	0.006	0.004
112	38.15	1.527	0.050	917.1	0.402	0.323	0.006	0.002
114	0.949	0	0.622	30.56	0	0	0.132	0.050
118	50.42	2.210	32.64	1698.	0.762	0.881	5.079	1.328
120	0	0	0.009	0	0	0	0.030	0.007
121	0	0	0.003	0	0	0	0.020	0.002
122	0	0.186	0.315	14.85	0.143	0	0.078	0.017
123	0.800	0	0.428	20.15	0	0	0.071	0.026
126	0.554	0	0.366	1.993	0.158	0	0.353	0.350
127	0	0	0.006	1.362	0	0	0.023	0.003
129/138/163	29.50	0.931	18.74	1396.	0	0.925	2.583	1.198
130	2.208	0	0.993	97.18	0	0	0.127	0.066
131	0.341	0	0.681	41.24	0	0	0.065	0.042
132	15.90	0.285	12.37	677.2	0.158	0.312	1.438	0.601
133	0.480	0	0.277	20.16	0	0	0.039	0.017
134/143	0	0	3.336	0	0	0	0.016	0.118
135/151	11.22	0	8.886	531.7	0.129	0.702	1.398	0.533
136	8.683	0.310	4.652	348.1	0	0.133	0.453	0.229
137	2.186	0	1.180	98.43	0	0	0.131	0.063
139/140	0.736	0	0.773	47.92	0	0	0.060	0.039
141	6.336	0.198	4.250	243.6	0	0.111	0.761	0.274
142	0.554	0	0.005	42.58	0	0	0.001	0.000
144	2.762	0	1.532	92.27	0	0	0.252	0.099
145	0	0	0.023	0	0	0	0.001	0.000
147/149	4.373	0	2.560	173.4	0	0	0.379	0.147
146	37.20	2.620	24.70	1376.	0.920	1.226	2.581	1.240
148	0	0	0.021	1.229	0	0	0.008	0.002
150	0	0	0.035	3.975	0	0	0.007	0.002
152	0	0	0.045	3.732	0	0	0.004	0.001
153/168	23.94	1.167	16.22	944.5	0.474	0.457	2.990	1.040
154	0.512	0	0	14.17	0	0	0	0
155	0	0	0.010	0.276	0	0	0.087	0.002
156/157	1.365	0	0.931	94.46	0	0	0.190	0.139
158	3.328	0	1.635	152.9	0	0	0.308	0.102
159	0	0	0.011	0.553	0	0	0.004	0.010
160	0	0	0.001	0	0	0	0.002	0.000
161	3.947	0	0.004	142.2	0	0.066	0.000	0.000
162	0	0	0.041	2.203	0	0	0.009	0.008
164	1.184	0	0.997	76.76	0	0	0.161	0.083
165	0	0	0.002	0	0	0	0.000	0.000
167	0.437	0	0.338	31.85	0	0	0.069	0.043
169	0	0	0.033	0.852	0	0	0.012	0.016
170	0.256	0	0.335	32.20	0	0	0.081	0.118
171/173	0.330	0	0.306	23.88	0	0	0.104	0.056
172	0	0	0.089	6.512	0	0	0.035	0.031
174	1.258	0	0.851	54.10	0	0	0.423	0.186
175	0	0	0.019	3.411	0	0	0.019	0.009
176	0.736	0	0.243	14.36	0	0	0.109	0.032
177	0.128	0	0.425	31.28	0	0	0.217	0.100
178	0.128	0	0.172	11.23	0	0	0.108	0.031
179	1.717	0.198	0.697	38.70	0.086	0.144	0.490	0.148
180/193	1.600	0.384	0.898	57.31	0	0	0.306	0.281
181	0	0	0.026	2.071	0	0	0.000	0.003
182	0	0	0.010	0	0	0	0.002	0.002
183	0	0	0.544	35.93	0	0	0.378	0.119
184	0	0	0.010	0.132	0	0	0.030	0.002
185	0	0	0.095	1.772	0	0	0.082	0.020
186	0	0	0.001	0	0	0	0.000	0.000
187	2.090	0.620	0.967	54.76	0.618	0.535	0.763	0.237
188	0	0	0.004	0	0	0	8.113	0.002
189	0	0	0.007	0.775	0	0	0.000	0.004
190	0	0	0.073	5.094	0	0	0.014	0.019
191	0	0	0.015	1.594	0	0	0.003	0.000
192	0	0	0.000	0	0	0	0.000	4.431
194	0	0	0.106	0.088	0	0	0.017	0.044
195	0	0	0.033	0.919	0	0	0.010	0.018
196	0	0	0.118	0.132	0	0	0.035	0.039
197	0	0	0.021	1.052	0	0	0.020	0.009
198/199	0	0	0.436	7.675	0	0	0.122	0.145
200	0	0	0.061	1.096	0	0	0.046	0.017
201	0	0	0.091	2.137	0	0	0.069	0.031
202	0	0	0.213	5.814	0	0	0.185	0.074
203	0	0	0.272	4.684	0	0	0.064	0.070
205	0	0	0.003	0	0	0	0.002	0.000
206	0	0	0.098	2.281	0	0	0.015	0.054
207	0	0	0.032	0.730	0	0	0.012	0.009
208	0	0	0.097	2.414	0	0	0.022	0.032
209	0	0	0.047	0.354	0.532	0	0.063	0.037

Table C-1 Continued

School/House	Home	Home	Home	Home	Home	Home	Home	Home
Indoor/Outdoor	Outside	Outside	Outside	Outside	Outside	Out	Outside	Outside
Date Deployed	8/18/2012	2/24/2012	10/6/2012	11/20/2012	11/15/2012	12/13/2012	12/17/2011	1/10/2013
Date Collected	10/18/2012	6/7/2012	2/16/2013	2/14/2013	2/14/2013	3/30/2013	3/9/2012	4/16/2013
House/School	61023	61021	61029	61097	61105	61115	61116	61129
Batch Number	SN0184-04	BH005-07	BH003-07	BH004-07	BH004-12	BH005-12	BH002-06	BH003-11
Recovery 14	80.72	82.41	76.22	75.90	65.22	83.67	53.85	59.28
D-65	96.51	136.1	113.5	115.1	86.24	124.0	30.41	89.02
166	74.34	125.7	88.63	77.45	70.72	131.0	73.94	72.43
SUM	1379.	74.47	144.0	52.92	54.78	47.63	1420.	76.70
1	0.445	0.121	0.443	0.461	0.798	0.254	24.61	0.354
2	0.123	0.093	0.328	0.237	0.354	0.200	6.018	0.259
3	0.693	0.677	0.553	0.466	0.692	0.479	29.92	0.425
4	1.721	1.002	2.429	1.735	2.613	1.342	12.75	1.717
5	0.099	0.063	0.112	0.108	0.135	0.076	1.273	0.093
6	0.210	0.483	1.075	0.726	1.042	0.492	9.693	0.735
7	0.136	0.100	0.177	0.147	0.187	0.116	3.086	0.139
8	4.843	2.469	4.970	3.067	4.174	2.459	43.14	3.713
9	0.037	0.127	0.300	0.197	0.285	0.162	3.249	0.225
10	1.152	0.043	0.088	0.077	0.112	0.060	1.152	0.070
11	7.197	6.433	4.260	2.625	2.270	2.002	10.54	5.246
12/13	0	0.279	0.378	0.235	0.260	0.249	3.060	0.332
15	1.498	1.022	1.814	0.741	0.846	0.661	15.67	1.203
16	1.337	1.905	2.840	1.579	1.620	1.358	34.97	2.124
17	2.626	1.805	2.778	1.607	1.643	1.378	41.13	1.980
18/30	5.710	3.621	5.901	3.406	3.427	2.703	90.57	4.310
19	0.309	0.512	0.662	0.506	0.557	0.409	8.414	0.542
20/28	6.330	4.404	6.456	3.074	2.612	2.437	85.59	4.565
21/33	3.158	2.130	3.528	1.511	1.515	1.318	49.18	2.303
22	1.325	1.727	2.481	1.146	0.959	0.924	24.67	1.499
23	0	0.013	0.042	0.018	0.006	0.014	0	0.041
24	0	0.069	0.088	0.056	0.052	0.050	1.959	0.068
25	0.384	0.390	0.545	0.293	0.266	0.241	4.075	0.470
26/29	1.548	0.768	1.125	0.576	0.545	0.501	11.67	0.904
27	0.247	0.220	0.320	0.185	0.171	0.150	3.521	0.258
31	7.061	4.565	6.936	3.396	2.940	2.681	100.0	4.800
32	1.486	1.221	1.532	1.062	0.947	0.753	25.05	1.268
34	0	0.020	0.051	0.032	0.017	0.015	0	0.027
35	0	0.182	0.245	0.090	0.099	0.083	2.270	0.309
36	0	0.050	0.029	0.019	0.025	0.019	2.282	0.042
37	0.941	0.921	2.031	0.520	0.458	0.410	13.45	1.298
38	0	0.016	0.027	0.018	0.023	0.014	0	0.035
39	0	0.019	0.038	0.014	0.007	0.015	1.744	0.018
40/41/71	102.8	0.008	1.776	0.004	0.010	0.010	51.39	1.125
42	0.968	0.573	0.796	0.390	0.310	0.298	20.41	0.541
43	0	0.091	0.124	0.056	0.055	0.046	8.040	0.094
44/47/65		1.719	3.041	1.260	1.014	0.907	76.81	1.601
45/51	1.143	0.357	0.538	0.286	0.303	0.263	10.97	0.399
46	0	0.173	0.187	0.130	0.104	0.099	5.268	0.140
48	1.398	0.402	0.555	0.293	0.254	0.213	23.61	0.417
49/69	32.59	1.188	2.068	0.879	0.726	0.670	52.51	1.158
50/53	3.470	0.320	0.441	0.290	0.249	0.204	19.49	0.321
52	196.4	3.257	7.565	2.290	2.101	1.965	85.55	3.092
54	0	0.008	0.010	0.006	0.007	0.005	0	0.009
55	20.11	0.027	0.034	0.024	0.019	0.017	1.208	0.034
56	7.680	0.488	0.853	0.376	0.240	0.238	12.82	0.410
57	0	0.009	0.021	0.003	0.002	0.007	0	0.016
58	0.121	0.009	0.024	0.005	0.003	0.001	0	0.009
59/62/75	4.116	0.133	0.188	0.088	0.080	0.070	0	0.133
60	2.757	0.258	0.329	0.213	0.148	0.138	6.634	0.191
61/70/74/76	88.33	1.839	4.724	1.370	0.950	0.954	57.72	1.632
63	0.807	0.049	0.128	0.032	0.025	0.023	0	0.051
64	16.47	0.932	1.491	0.635	0.493	0.475	29.88	0.798
66	23.24	0.897	1.887	0.689	0.425	0.433	28.90	0.791
67	0.201	0.041	0.073	0.026	0.027	0.022	0	0.037
68	0	0.052	0.102	0.080	0.079	0.045	3.757	0.094
72	0	0.010	0.019	0.009	0.005	0.005	0	0.016
73	121.6	0.007	0.016	0.016	0.017	0.012	1.861	0.009
77	0	0.077	0.205	0.054	0.047	0.032	3.216	0.130
78	0	0.007	0.010	0.004	0.010	0.005	0	0.021
79	0	0.008	0.018	0.005	0.004	0.003	0	0.016
80	0.887	0.002	0.008	0.001	0.002	0.003	0	0.011
81	0	0.006	0.022	0.002	0.008	0.007	0	0.022
82	7.721	0.219	0.596	0.121	0.116	0.179	4.840	0.195
83/99	47.21	0.778	3.134	0.773	0.844	0.595	0	0.959
84	36.50	0.793	2.054	0.410	0.456	0.599	12.02	0.599
85/116/117	22.16	0.580	1.549	0.748	0.928	0.540	0	0.991
86/87/97/109*	54.89	1.082	0	0.587	0.675	0.824	18.72	0
88/91	17.67	0.278	0.608	0.148	0.175	0.209	7.007	0.229
89	0	0.036	0.061	0.021	0.015	0.025	0	0.032
90/101/113	105.8	2.120	5.909	1.070	1.253	1.549	27.79	1.714
92	19.57	0.464	0.760	0.233	0.267	0.355	0	0.354
93/100	0	0.019	0.026	0.009	0.016	0.011	0	0.015
94	0	0.014	0.026	0.006	0.009	0.007	2.531	0.015
95	112.4	2.365	6.444	1.231	1.544	1.880	33.65	1.889
96	0.766	0.019	0.029	0.011	0.015	0.011	0	0.015
98/102	3.120	0.097	0.197	0.047	0.047	0.052	6.346	0.084
103	0.201	0.015	0.038	0.011	0.010	0.012	2.525	0.017
104	0	0.000	0.002	0.001	0.001	0.001	0	0.001
105	11.20	0.449	1.833	0.239	0.262	0.412	5.072	0.464
106	0	0.001	0.002	0.000	0.001	0.000	0	0.003
107	1.035	0.080	0.291	0.037	0.046	0.072	4.785	0.097

Table C-1 Continued

School/House	Home	Home	Home	Home	Home	Home	Home	Home
Indoor/Outdoor	Outside	Outside	Outside	Outside	Outside	Out	Outside	Outside
Date Deployed	8/18/2012	2/24/2012	10/6/2012	11/20/2012	11/15/2012	12/13/2012	12/17/2011	1/10/2013
Date Collected	10/18/2012	6/7/2012	2/16/2013	2/14/2013	2/14/2013	3/30/2013	3/9/2012	4/16/2013
House/School	61023	61021	61029	61097	61105	61115	61116	61129
Batch Number	SN0184-04	BH005-07	BH003-07	BH004-07	BH004-12	BH005-12	BH002-06	BH003-11
108/124	1.452	0.055	0.182	0.023	0.032	0.041	0	0.057
110/115	87.32	2.258	8.027	1.181	1.249	1.760	20.81	1.936
111	0	0.002	0.005	0.001	0.002	0.000	0	0.006
112	42.85	0.004	0	0.003	0.000	0.005	1.883	0.007
114	0.551	0.029	0.117	0.027	0.036	0.029	2.469	0.056
118	39.88	1.360	5.788	0.619	0.720	1.093	11.70	1.330
120	0	0.002	0.007	0.000	0.004	0.004	0	0.006
121	0	0.001	0.002	0.000	0.001	0.001	0	0.003
122	0.390	0.022	0.079	0.013	0.010	0.027	0	0.024
123	0.147	0.021	0.056	0.010	0.010	0.014	0	0.017
126	0.376	0.318	0.712	0.611	0.824	0.359	0	0.794
127	0	0.001	0.003	0.004	0.006	0.007	0	0.015
129/138/163	17.17	1.183	0	0.714	0.742	0.954	6.841	1.451
130	0.484	0.053	0.313	0.054	0.048	0.055	0	0.113
131	0	0.037	0.091	0.015	0.023	0.022	0	0.014
132	8.743	0.555	1.664	0.311	0.340	0.434	5.407	0.500
133	0	0.014	0.051	0.009	0.024	0.014	0	0.019
134/143	0	0.104	0.303	0.070	0.044	0.067	0	0.104
135/151	8.972	0.658	1.381	0.323	0.429	0.329	2.871	0.576
136	6.133	0.194	0.546	0.140	0.186	0.119	2.775	0.214
137	1.331	0.056	0.241	0.040	0.037	0.048	0	0.059
139/140	0.403	0.026	0.110	0.016	0.016	0.022	0	0.023
141	3.080	0.340	0.934	0.161	0.196	0.239	0	0.318
142	0.686	0.001	0.003	0.000	0.000	0.001	0	0.003
144	1.103	0.098	0.271	0.060	0.051	0.063	1.869	0.091
145	0	0.000	0.003	0.000	0.000	0.001	0	0.001
147/149	2.676	0.202	0.527	0.098	0.104	0.138	0	0.201
146	21.54	1.376	3.751	0.788	0.970	0.829	9.238	1.282
148	0	0.000	0.003	0.000	0	0.000	0	0.000
150	0	0.004	0.007	0.002	0.001	0.000	0	0.003
152	0	0.002	0.001	0.000	0.001	0.001	0	0.002
153/168	14.12	1.263	3.348	0.561	0.715	0.747	7.129	1.152
154	0		0.038				0	0.013
155	0	0.005	0.008	0.001	0.005	0.003	0	0.003
156/157	0.430	0.105	0.444	0.051	0.047	0.144	44.72	0.159
158	1.963	0.130	0.488	0.071	0.078	0.109	1.699	0.144
159	0	0.005	0.013	0.002	0.013	0.002	0	0.029
160	0	0.001	3.796	0.002	0.000	0.001	0	0.007
161	0.538	0.000	0.000	0.000	0.000	0.000	0	0.003
162	0	0.007	0.050	0.004	0.020	0.011	0	0.012
164	0.524	0.083	0.271	0.055	0.052	0.061	0	0.096
165	0	0.000	0.000	0.000	0.001	0.000	0	0.000
167	0.134	0.046	0.172	0.024	0.034	0.044	0	0.064
169	0	0.025	0.034	0.008	0.007	0.009	0	0.031
170	0	0.125	0.311	0.067	0.065	0.078	0	0.168
171/173	0	0.086	0.135	0.032	0.031	0.047	0	0.057
172	0	0.051	0.074	0.007	0.017	0.020	0	0.032
174	0	0.312	0.495	0.129	0.137	0.131	0	0.317
175	0	0.013	0.020	0.006	0.002	0.003	0	0.011
176	0.067	0.074	0.082	0.027	0.042	0.015	0	0.046
177	0	0.161	0.231	0.070	0.077	0.077	0	0.134
178	0	0.084	0.092	0.028	0.029	0.017	0	0.062
179	0.215	0.334	0.283	0.093	0.145	0.068	0	0.187
180/193	0.215	0.400	0.594	0.190	0.199	0.151	0	0.425
181	0	0.002	0.004	0.003	0	0	0	0.005
182	0	0.004	0.011	0.002	0.003	0.001	0	0.007
183	0	0.259	0.345	0.082	0.097	0.062	0	0.251
184	0	0.002	0.010	0.003	0.002	0.002	0	0.005
185	0	0.046	0.047	0.019	0.028	0.015	0	0.034
186	0	0.000	0.000	0.000	0.000	0.000	0	0.002
187	0	0.574	0.592	0.220	0.268	0.130	0	0.364
188	0	0.000	0.002	0.001	0.000	0.002	0	0.005
189	0	0.003	0.014	0.001	0.002	0.011	0	0.013
190	0	0.023	0.056	0.011	0.010	0.017	0	0.050
191	0	0.003	0.011	0.003	0.004	0.003	0	0.014
192	0	0.000	0.001	0.001	6.073	4.623	0	0.001
194	0	0.097	0.143	0.053	0.030	0.029	0	0.122
195	0	0.038	0.060	0.013	0.014	0.009	0	0.061
196	0	0.088	0.118	0.039	0.030	0.020	2.987	0.090
197	0	0.011	0.015	0.009	0.019	0.012	0	0.013
198/199	0	0.299	0.315	0.126	0.074	0.064	4.571	0.219
200	0	0.064	0.043	0.022	0.025	0.012	0	0.032
201	0	0.099	0.057	0.023	0.015	0.013	0	0.050
202	0	0.262	0.144	0.085	0.054	0.053	0	0.130
203	0	0.201	0.196	0.070	0.043	0.043	2.754	0.154
205	0	0.006	0.010	0.003	0.004	0.003	0	0.018
206	0	0.087	0.072	0.074	0.030	0.053	0	0.105
207	0	0.014	0.021	0.013	0.009	0.010	0	0.012
208	0	0.053	0.056	0.030	0.017	0.015	0	0.047
209	0	0.038	0.069	0.075	0.057	0.034	0	0.074

Table C-1 Continued

School/House	Home	Home	Home	Home	Home	Home	Home	Home
Indoor/Outdoor	Outside	Outside	Outside	Outside	Outside	Outside	Outside	Outside
Date Deployed	1/8/2013	1/17/2013	1/21/2013	5/15/2012	5/16/2012	6/2/2012	5/24/2012	5/17/2012
Date Collected	4/6/2013	4/16/2013	4/6/2013	8/7/2012	8/7/2012	8/21/2012	8/18/2012	8/16/2012
House/School	61131	61133	61135	61003	61007	61019	61023	61025
Batch Number	BH004-01	BH002-02	BH003-01	BH006-05	SN0175-06	BH005-05	SN0184-05	SN0176-12
Recovery 14	92.72	64.86	81.16	73.21	69.56	87.67	94.36	99.06
D-65	117.6	68.63	108.2	132.9	83.56	139.2	98.99	101.6
166	102.6	75.75	83.22	102.9	83.90	130.0	84.12	99.06
SUM	253.1	160.8	42.34	326.3	153.4	83.71	424.3	467.5
1	0.450	2.168	0.382	1.690	0.172	0.128	0.211	3.38
2	0.265	0.538	0.190	0.793	0	0.071	0.158	1.11
3	0.435	2.004	0.347	3.213	0.718	0.197	0.254	3.43
4	1.650	2.954	1.215	6.287	1.495	0.743	1.176	7.03
5	0.091	0.218	0.058	0.405	2.817	0.057	0	0.51
6	0.700	1.386	0.450	3.427	0.503	0.397	0.116	4
7	0.143	0.365	0.081	0.841	0	0.071	0.021	2.05
8	3.323	5.984	2.137	14.96	2.242	2.134	3.337	12.59
9	0.214	0.519	0.140	0.930	0	0.116	0.084	1.12
10	0.083	0.105	0.053	0.230	0	0.030	0.784	0.22
11	4.497	4.037	2.579	81.98	4.671	5.562	2.914	29.64
12/13	0.378	0.426	0.216	1.009	0	0.209	0.190	0.11
15	1.384	1.946	0.630	3.814	1.336	0.864	1.366	4.74
16	1.765	4.700	1.061	6.528	2.616	1.789	1.313	7.04
17	1.778	4.160	1.084	6.223	2.228	1.611	2.522	6.6
18/30	3.515	9.915	2.165	13.07	3.780	3.296	5.298	12.38
19	0.547	1.140	0.331	1.428	0.546	0.434	0.572	1.62
20/28	4.308	9.085	2.149	12.06	5.721	3.984	6.527	11.22
21/33	2.181	5.564	1.106	7.460	2.630	2.053	3.359	5.61
22	1.804	2.988	0.832	4.644	2.012	1.622	2.034	3.29
23	0.011	0.075	0.009	0.052	0	0.015	0	0
24	0.059	0	0.036	0.190	0	0.058	0.296	0
25	0.410	0.514	0.230	0.925	0.402	0.348	0.529	1.85
26/29	0.790	1.731	0.447	2.194	1.811	0.712	0.731	2.59
27	0.218	0.584	0.131	0.648	0	0.195	0	0.79
31	4.494	9.860	2.318	13.59	5.002	4.317	5.648	9.54
32	1.388	3.059	0.677	3.091	1.624	1.105	1.568	2.97
34	0.020	0.085	0.015	0.075	0	0.020	0	0
35	0.229	0.204	0.126	0.676	0	0.280	0	0
36	0.030	0	0.036	0.166	0	0.032	0	0
37	2.030	1.271	0.446	1.943	0.977	0.910	0.508	1.9
38	0.020	0	0.013	0.031	0	0.014	0	0
39	0.020	0	0.075	0.047	0	0.022	0	0.03
40/41/71	0.063	5.143	0.626	0.054	52.22	0.009	57.48	143.5
42	0.750	1.974	0.302	1.236	0.107	0.592	0.582	0
43	0.113	0.672	0.050	0.224	0	0.095	0	0
44/47/65	2.286	7.735	0.919	7.448	0	1.927	0	0
45/51	0.516	1.146	0.231	1.231	0.512	0.344	1.283	56.63
46	0.199	1.395	0.092	0.305	0	0.168	0	0
48	0.481	1.921	0.226	0.945	0	0.409	0	0.747
49/69	1.545	5.059	0.681	3.549	2.502	1.328	6.312	5.360
50/53	0.389	1.926	0.199	0.706	0.786	0.326	1.010	0.878
52	4.328	8.233	1.855	13.60	7.043	5.463	30.62	14.76
54	0.007	0	0.005	0.013	0	0.007	0	0
55	0.064	0.233	0.018	0.053	0	0.037	5.361	0
56	1.577	1.096	0.308	1.817	0.786	0.675	2.508	6.511
57	0.018	0	0.009	0.015	0	0.008	0	0
58	0.032	0	0.007	0.043	0	0.010	0.748	5.673
59/62/75	0.170	0.747	0.076	0.244	0.774	0.125	1.676	3.250
60	0.827	0.644	0.148	0.850	0.154	0.342	1.153	0.656
61/70/74/76	4.452	6.186	1.026	9.830	4.993	2.607	18.22	27.79
63	0.077	0.292	0.029	0.133	0	0.052	0	8.035
64	1.262	3.007	0.480	2.484	1.716	1.092	3.922	2.866
66	2.384	2.900	0.535	3.415	1.954	1.182	6.193	4.078
67	0.073	0.188	0.026	0.071	0	0.038	0.677	5.531
68	0.090	0.217	0.089	0.331	0	0.045	0	19.65
72	0.011	0	0.007	0.017	0	0.010	0	0
73	0.012	0	0	0	0	0.008	18.96	0
77	0.671	0.263	0.069	0.096	0	0.114	0	0
78	0.002	0	0.011	0.007	0	0.006	0	0
79	0.024	0.219	0.003	0.034	0	0.006	0.213	0
80	0.001	0	0.003	0.012	0	0.002	0.487	0.292
81	0.061	0.154	0.005	0.042	0	0.006	0	0.050
82	1.186	0.488	0.105	0.921	0.143	0.314	2.282	0
83/99	5.335	0	0.525	4.030	1.287	1.212	10.18	1.605
84	2.321	0.982	0.338	4.101	1.465	1.225	7.405	1.372
85/116/117	1.961	0	0.639	1.397	0	0.711	2.888	0
86/87/97/109*	4.944	1.711	0	5.773	1.930	1.728	16.57	2.493
88/91	0.665	0.604	0.127	1.192	0.798	0.383	3.352	0.807
89	0.079	0	0.018	0.118	0	0.043	0	0
90/101/113	7.041	2.813	0.951	10.42	4.135	3.548	27.87	3.613
92	1.475	0.655	0.206	2.035	0.738	0.719	4.980	0.575
93/100	0.032	0	0.006	0.051	0	0.028	0	0
94	0.020	0	0.006	0.047	0	0.022	0	0
95	5.868	2.601	1.093	11.46	4.111	3.833	24.03	4.875
96	0.029	0	0.008	0.062	0	0.019	0	0
98/102	0.182	0.582	0.037	0.277	0	0.110	0.641	0
103	0.023	0	0.006	0.050	0	0.020	0	0
104	0.000	0	0.001	0.003	0	0.002	0	0
105	5.222	0.582	0.268	1.799	0.750	0.602	4.861	0.100
106	0.003	0	0.000	0.002	0	0.003	0	0
107	0.636	0.374	0.036	0.354	0	0.128	0.737	0



Table C-1 Continued

School/House Indoor/Outdoor	Home	Home	Home	Home	Home	Home	Home	Home
	Outside	Outside	Outside	Outside	Outside	Outside	Outside	Outside
	1/8/2013	1/17/2013	1/21/2013	5/15/2012	5/16/2012	6/2/2012	5/24/2012	5/17/2012
Date Collected	4/6/2013	4/16/2013	4/6/2013	8/7/2012	8/7/2012	8/21/2012	8/18/2012	8/16/2012
House/School	61131	61133	61135	61003	61007	61019	61023	61025
Batch Number	BH004-01	BH002-02	BH003-01	BH006-05	SN0175-06	BH005-05	SN0184-05	SN0176-12
108/124	0.332	0.161	0.024	0.210	0	0.069	0.927	0
110/115	13.54	0	1.104	9.962	4.171	3.729	28.48	2.977
111	0.003	0	0.001	0.003	0	0.001	0	0
112	0.023	0	0.001	0.023	0	0.005	8.535	0
114	0.241	0.156	0.036	0.146	0	0.050	0	0
118	10.81	1.056	0.707	6.228	2.336	2.038	16.00	1.403
120	0.017	0	0.004	0.022	0	0.005	0	0
121	0.004	0	0.000	0.002	0	0.002	0	0
122	0.150	0	0.011	0.074	0	0.031	0	0
123	0.132	0	0.016	0.079	0	0.028	0.915	0
126	1.033	0.557	0.795	0.234	0	0.300	0	0
127	0.008	0	0.002	0.006	0	0.001	0	0
129/138/163	15.11	1.155	0.829	3.491	2.169	1.499	13.20	0.787
130	0.887	0.489	0.055	0.184	0.095	0.072	0.713	0
131	0.153	0	0.008	0.130	0	0.041	0.083	0
132	4.141	0	0.309	1.991	0.977	0.781	5.325	0.060
133	0.120	0	0.006	0.050	0	0.031	0.071	0
134/143	0.564	0.737	0.050	0.022	0	0.149	0	0
135/151	2.608	0.846	0.330	1.801	1.358	0.914	5.028	0.676
136	0.772	0.366	0.119	0.840	0.572	0.281	2.020	0.373
137	0.694	0	0.029	0.217	0.047	0.066	0.427	0.050
139/140	0.180	0	0.014	0.130	0	0.041	0	0
141	2.429	0.268	0.180	0.834	0.536	0.417	2.662	0.111
142	0.004	0	0.001	0.006	0	0.001	0.499	0
144	0.416	0	0.053	0.326	0	0.140	0.249	0
145	0.003	0	0.000	0.002	0	0.000	0	0
147/149	1.276	0	0.115	0.473	0.131	0.258	1.687	0
146	7.296	1.223	0.683	4.722	2.622	2.062	12.24	1.181
148	0.001	0	0.001	0.002	0	0.002	0	0
150	0.007	0	0.001	0.008	0	0.004	0	0
152	0.005	0	0.000	0.007	0	0.001	0	0
153/168	8.690	1.001	0.653	3.373	2.097	1.687	10.55	0.726
154	0	0.220	0.013	0	0	0	0.166	0
155	0.005	0	0.001	0.031	0	0.003	0	0
156/157	1.929	0.134	0.079	0.221	0	0.101	0.594	0
158	1.436	0.193	0.088	0.304	0.166	0.155	1.176	0
159	0.046	0	0	0.003	0	0.008	0	0
160	0.008	0	0.003	0.003	0	0.000	0	0
161	9.265	0	0.000	0.001	0.143	0.000	1.248	0
162	0.101	0	0	0.023	0	0.008	0	0
164	0.878	0	0.060	0.179	0.035	0.110	0.451	0
165	0.002	0	0.000	0.001	0	0.000	0	0
167	0.627	0.119	0.034	0.072	0	0.043	0.202	0
169	0.807	0	0.012	0.006	0	0.014	0	0
170	2.023	0.394	0.109	0.106	0	0.089	0	0
171/173	0.691	0.162	0.029	0.082	0	0.073	0	0
172	0.544	0	0.021	0.019	0	0.035	0	0
174	3.169	0.528	0.185	0.287	0.488	0.328	0.416	0
175	0.108	0.139	0.005	0.011	0	0.020	0	0
176	0.297	0.234	0.022	0.077	0	0.076	0	0
177	1.455	0.430	0.087	0.140	0.059	0.173	0.178	0
178	0.749	0.227	0.036	0.061	0	0.093	0	0
179	1.460	0.314	0.087	0.302	0.536	0.332	0.998	0
180/193	7.111	1.118	0.188	0.263	0.715	0.343	1.830	0
181	0.035	0	0.000	0.004	0	0.002	0	0
182	0.029	0	0.005	0.006	0	0.006	0	0
183	2.028	0.262	0.097	0.179	0.095	0.250	0.166	0
184	0.007	0.225	0.003	0.011	0	0.002	0	0
185	0.424	0.074	0.028	0.033	0.083	0.062	0	0
186	0.000	0	0.000	3.142	0	0.000	0	0
187	6.821	0.987	0.213	0.359	1.215	0.538	2.163	0
188	0.009	0	0.001	0.001	0	0.005	0	0
189	0.136	0.076	0.004	0.002	0	0.002	0	0
190	0.427	0.143	0.019	0.020	0	0.020	0	0
191	0.067	0	0.004	0.005	0	0.003	0	0
192	0.005	0	0.000	0.000	0	0	0	0
194	5.183	0.914	0.055	0.014	0.071	0.052	0	0
195	1.129	0.148	0.024	0.007	0	0.019	0	0
196	2.672	0.408	0.037	0.022	0	0.061	0	0
197	0.208	0	0.008	0.018	0	0.011	0	0
198/199	9.525	1.404	0.101	0.065	0.083	0.208	0	0
200	0.951	0	0.019	0.022	0	0.050	0	0
201	1.051	0.087	0.018	0.024	0	0.064	0	0
202	2.413	0.441	0.072	0.062	0.143	0.192	0.213	0
203	6.071	0.775	0.069	0.035	0.202	0.132	0.178	0
205	0.184	0	0.002	0.002	0	0.003	0	0
206	11.96	1.691	0.049	0.006	0	0.073	0	0
207	1.127	0	0.006	0.002	0	0.018	0	0
208	3.155	0.360	0.016	0.005	0	0.044	0	0
209	3.611	0.206	0.043	0.032	0.107	0.034	0	0

Table C-1 Continued

School/House	Home	Home	Home	Home	Home	Home	Home	Home
Indoor/Outdoor	Outside	Outside	Outside	Outside	Outside	Outside	Outside	Outside
Date Deployed	5/17/2012	5/15/2012	6/8/2012	5/21/2012	6/7/2012	6/28/2012	6/7/2012	6/7/2012
Date Collected	8/16/2012	8/11/2012	8/16/2012	8/16/2012	8/11/2012	9/11/2012	9/11/2012	9/11/2012
House/School	61027	61029	61037	61043	61047	61055	61057	61063
Batch Number	SN0175-07	BH004-03	SN0176-05	SN0175-01	SN0175-11	BH007-05	BH003-04	SN0184-02
Recovery 14	58.63	71.21	92.08	75.30	57.39	59.78	68.01	94.22
D-65	84.93	117.4	103.0	86.70	70.97	99.93	95.20	87.14
166	75.06	75.36	107.3	80.87	76.79	98.91	75.23	82.23
SUM	371.9	410.6	128.7	188.4	161.0	132.3	130.1	155.8
1	0.153	0.142	0.24	0.331	0.418	0.158	0.133	0
2	0	0.072	0	0	0	0.090	0.073	0.106
3	0.886	0.767	1.14	0.756	0.905	0.727	0.254	0.201
4	3.291	1.134	1.56	1.726	1.602	0.905	0.796	1.040
5	10.82	0.067	0	2.363	3.885	0.094	0.063	0
6	1.432	0.578	0.15	0.610	0.714	0.652	0.480	0.053
7	0	0.093	0	0	0	0.101	0.069	0.021
8	8.629	3.058	2.72	2.469	3.101	3.529	2.457	2.738
9	0	0.140	0.12	0	0.104	0.155	0.120	0.021
10	0	0.042	0	0	0	0.044	0.029	0
11	12.68	6.941	2.23	3.797	10.43	7.844	3.547	3.236
12/13	0	0.363	0	0.491	0	0.354	0.265	0
15	5.798	1.741	1.15	1.580	1.620	2.106	1.322	1.093
16	16.35	3.368	2.42	2.987	3.136	3.542	2.413	0.615
17	13.02	2.929	2.08	2.655	2.561	3.034	2.175	0.668
18/30	25.68	6.125	4.42	4.913	5.017	5.912	4.542	4.690
19	2.063	0.764	0.51	0.159	0.156	0.652	0.582	0.106
20/28	30.21	9.174	5.32	5.630	7.143	8.649	6.264	5.550
21/33	16.44	4.645	2.28	2.735	3.031	4.822	3.023	2.897
22	10.50	3.866	1.72	1.858	2.282	3.645	2.456	1.772
23	0	0.008	0	0	0	0.023	0.014	0
24	0	0.100	0	0	0	0.110	0.071	0.127
25	1.756	0.676	0.36	0.398	0.191	0.747	0.520	0.445
26/29	1.381	1.523	1.41	1.686	0.191	1.472	1.071	1.443
27	1.841	0.380	0.36	0.331	0	0.355	0.283	0
31	24.42	9.944	4.28	4.926	6.184	9.307	6.574	4.542
32	8.561	2.443	1.57	1.540	2.073	2.324	1.754	1.379
34	0.068	0.038	0	0	0	0.037	0.024	0
35	0	0.369	0.07	0	0	0.305	0.216	0.074
36	0	0.031	0	0	0	0.052	0.061	0
37	6.565	2.646	0.67	1.354	1.027	2.720	1.519	0.976
38	0	0.020	0	0	0	0.021	0.030	0
39	0	0.027	0	0	0	0.052	0.022	0
40/41/71	59.33	0.114	49.20	56.22	48.46	0.050	2.559	51.76
42	1.518	1.749	0.810	0.111	1.523	1.017	1.150	0
43	0.719	0.194	0	0	0	0.158	0.170	0
44/47/65		8.034				3.212	3.480	
45/51	3.103	1.086	0.931	0.642	0	0.602	0.728	0.231
46	0.999	0.385	0.167	0	0	0.268	0.302	0
48	1.625	1.039	0	0	0	0.729	0.690	0
49/69	6.873	4.965	2.049	2.745	2.565	2.167	2.313	2.845
50/53	1.878	0.816	0.642	0.927	0.572	0.538	0.594	0.583
52	12.90	23.09	6.353	9.496	6.601	7.067	6.299	9.533
54	0	0.013	0	0	0	0.012	0.013	0
55	0	0.060	0	0	0	0.049	0.058	2.638
56	4.396	2.629	0.298	0.692	1.093	0.971	1.310	0
57	0	0.017	0	0	0	0.020	0.016	0
58	0	0.050	0	0	0	0.028	0.006	0.559
59/62/75	2.810	0.318	0.875	0.692	0.989	0.229	0.244	0.170
60	2.544	1.215	0	0.098	0	0.518	0.680	0
61/70/74/76	15.83	15.65	3.512	5.935	5.221	4.006	4.419	0.668
63	0.399	0.185	0.093	0	0	0.095	0.101	0
64	4.582	3.898	1.462	1.953	1.705	1.720	1.960	2.030
66	8.871	4.817	0.335	2.621	2.278	1.805	2.209	1.860
67	0.173	0.096	0	0	0	0.066	0.070	0.510
68	0	0.084	0	0	0	0.072	0.093	0
72	0	0.024	0	0	0	0.020	0.026	0
73	0	0.014	0	0	0	0.012	0.025	5.909
77	0.119	0.595	0	0	0	0.170	0.280	0
78	0	0.016	0	0	0	0.019	0.009	0
79	0	0.061	0	0	0	0.028	0.017	0
80	0	0.005	0	0	0	0.018	0	0.875
81	0	0.109	0	0	0	0.032	0.030	0
82	0.652	2.171	0.204	0.791	0	0.480	0.507	0
83/99	2.038	16.86	1.080	2.213	0.937	1.627	2.368	4.268
84	0.546	7.740	0.959	2.584	1.406	1.626	1.575	1.325
85/116/117	0	3.511	0	1.842	0.338	0.869	1.326	0
86/87/97/109*	3.743	15.08	1.760	3.734	2.083	2.387	0	3.380
88/91	0.559	2.125	0.596	1.137	0.729	0.510	0.496	0.510
89	0	0.139	0	0.074	0	0.051	0.076	0
90/101/113	5.128	25.18	3.139	7.344	4.023	4.422	4.479	4.936
92	0.612	4.972	0.437	1.323	0.403	0.946	0.904	0.243
93/100	0	0.077	0	0.383	0	0.038	0.039	0
94	0	0.064	0	0	0	0.027	0.024	0
95	5.315	23.71	3.614	7.196	4.166	4.797	4.458	4.997
96	0	0.077	0	0	0	0.031	0.028	0
98/102	0	0.566	0	0.197	0	0.155	0.189	0
103	0	0.091	0	0	0	0.025	0.025	0
104	0	0.003	0	0	0	0.001	0.000	0
105	0.972	6.568	0.409	1.100	0.690	0.950	1.191	0.924
106	0	0.001	0	0	0	0.012	0.006	0
107	0	1.001	0	0	0	0.177	0.178	0

Table C-1 Continued

School/House	Home	Home	Home	Home	Home	Home	Home	Home
Indoor/Outdoor	Outside	Outside	Outside	Outside	Outside	Outside	Outside	Outside
Date Deployed	5/17/2012	5/15/2012	6/8/2012	5/21/2012	6/7/2012	6/28/2012	6/7/2012	6/7/2012
Date Collected	8/16/2012	8/11/2012	8/16/2012	8/16/2012	8/11/2012	9/11/2012	9/11/2012	9/11/2012
House/School	61027	61029	61037	61043	61047	61055	61057	61063
Batch Number	SN0175-07	BH004-03	SN0176-05	SN0175-01	SN0175-11	BH007-05	BH003-04	SN0184-02
108/124	0	0.650	0.037	0	0	0.126	0.124	0.085
110/115	4.955	29.84	2.636	6.973	3.242	5.050	5.720	5.046
111	0	0.002	0	0	0	0.006	0.003	0
112	0	0.002	0	0	0	0.007	0.013	0.097
114	0	0.294	0	0	0	0.067	0.085	0
118	3.130	21.09	1.276	3.721	2.122	3.229	3.512	2.687
120	0	0.009	0	0	0	0.011	0.010	0
121	0	0.004	0	0	0	0.005	0.001	0
122	0	0.121	0	0	0	0.035	0.053	0.194
123	0	0.196	0	0	0	0.041	0.050	0
126	0	0.651	0	0	0	0.390	0.789	0
127	0	0.020	0	0	0	0.023	0	0
129/138/163	2.477	21.79	1.509	3.944	1.966	1.963	3.838	2.529
130	0	1.323	0	0.074	0	0.100	0.224	0
131	0	0.387	0	0	0	0.048	0.066	0
132	0.865	8.992	0.642	1.656	0.924	1.053	1.496	1.130
133	0	0.225	0	0	0	0.020	0.057	0
134/143	0	1.459	0.065	0.160	0.091	0.015	0.257	0
135/151	1.172	6.944	0.540	1.755	1.171	0.969	1.739	1.252
136	0.639	3.017	0.391	0.877	0.546	0.335	0.599	0.644
137	0	1.108	0	0	0	0.118	0.166	0
139/140	0	0.486	0	0	0	0.047	0.084	0
141	0.213	4.083	0.177	0.692	0.390	0.550	0.870	0.729
142	0	0.002	0	0	0	0.001	0.000	0
144	0	1.184	0	0	0	0.173	0.289	0
145	0	0.011	0	0	0	0.003	4.323	0
147/149	0.293	2.356	0.167	0.420	0.130	0.310	0.510	0
146	2.677	18.65	2.002	4.030	2.669	1.940	3.907	2.723
148	0	0.019	0	0	0	0.004	0.006	0
150	0	0.031	0	0	0	0.004	0.008	0
152	0	0.025	0	0	0	0.004	0.003	0
153/168	2.397	15.99	1.239	3.165	2.083	2.043	3.372	2.346
154	0	0	0	0	0	0	0.037	0
155	0	0.016	0	0	0	0.008	0.005	0
156/157	0	1.448	0	0	0	0.166	0.230	0
158	0	2.131	0.027	0.519	0	0.224	0.396	0
159	0	0.012	0	0	0	0.021	0.031	0
160	0	0.023	0	0	0	0.004	0.003	0
161	0.066	0.003	0.130	0.086	0.156	0.001	0.001	0
162	0	0.049	0	0	0	0.016	0.027	0
164	0	1.147	0	0.111	0.065	0.115	0.248	0
165	0	0.006	0	0	0	0.001	0.005	0
167	0	0.524	0	0	0	0.071	0.116	0
169	0	0.107	0	0	0	0.023	0.064	0
170	0	0.671	0	0	0.130	0.113	0.265	0
171/173	0	0.455	0	0	0	0.094	0.146	0
172	0	0.219	0	0	0	0.050	0.095	0
174	0	1.634	0.111	0	0.130	0.334	0.822	0
175	0	0.092	0	0	0	0.014	0.062	0
176	0	0.343	0	0.098	0	0.067	0.173	0
177	0	0.831	0	0	0	0.186	0.436	0
178	0	0.444	0	0	0	0.080	0.283	0
179	0.359	1.441	0.354	0.531	0.390	0.322	0.756	0.097
180/193	0.626	2.079	0.158	0.828	0.885	0.332	0.956	0.145
181	0	0.030	0	0	0	0.002	0.004	0
182	0	0.021	0	0.061	0	0.004	0.016	0
183	0	1.287	0	0.061	0.169	0.256	0.705	0
184	0	0.017	0	0	0	0.007	0.006	0
185	0	0.197	0.065	0	0.104	0.036	0.152	0
186	0	0.000	0	0	0	0.000	0	0
187	0.985	3.436	0.819	1.075	1.484	0.546	1.940	1.021
188	0	0.018	0	0	0	0.000	0.006	0
189	0	0.036	0	0	0	0.007	0.006	0
190	0	0.125	0	0	0	0.025	0.052	0
191	0	0.033	0	0	0	0.006	0.005	0
192	0	0.003	0	0	0	0.000	0.000	0
194	0	0.311	0	0	0	0.061	0.182	0
195	0	0.145	0	0	0	0.026	0.049	0
196	0	0.356	0	0	0	0.064	0.210	0
197	0	0.053	0	0	0	0.013	0.045	0
198/199	0	1.251	0.391	0.086	0.104	0.242	0.743	0.498
200	0	0.232	0	0	0	0.043	0.147	0
201	0	0.344	0	0	0	0.085	0.249	0
202	0.066	0.937	0.186	0.098	0.104	0.226	0.617	0
203	0	0.795	0.055	0	0.247	0.136	0.510	0
205	0	0.060	0	0	0	0.001	0.008	0
206	0	0.331	0	0	0	0.075	0.166	0
207	0	0.104	0	0	0	0.013	0.064	0
208	0	0.227	0	0	0.078	0.046	0.151	0
209	0.119	0.074	0	0	0.104	0.040	0.067	0



Table C-1 Continued

School/House Indoor/Outdoor	Home Outside	Home Outside	Home Outside	Home Outside	Home Outside	Home Outside	Home Outside	Home Outside
Date Deployed	6/8/2012	6/7/2012	4/19/2012	7/12/2012	7/2/2012	6/26/2012	6/26/2012	6/26/2012
Date Collected	9/11/2012	9/22/2012	7/12/2012	9/20/2012	9/20/2012	9/11/2012	9/11/2012	9/22/2012
House/School Batch Number	61065 BH007-03	61069 BH007-13	61091 SN0175-03	61099 BH007-04	61101 BH007-12	61111 BH007-08	61115 BH002-04	61117 BH002-05
108/124	0.145	0.093	0	0.145	0.082	0.097	0.359	0.560
110/115	6.855	3.869	2.124	6.943	3.774	4.767	10.55	8.650
111	0.011	0.002	0	0.008	0.006	0.003	0	0
112	0.016	0.006	0	0.026	0.007	0.017	0	0
114	0.098	0.056	0	0.095	0.060	0.069	0.241	0.266
118	3.887	2.360	1.108	4.032	2.084	2.620	5.580	4.888
120	0.007	0.007	0	0.017	0.007	0.012	0	0
121	0.003	0.003	0	0.001	0.001	0.002	0	0
122	0.063	0.039	0	0.059	0.039	0.038	0	0.256
123	0.046	0.042	0	0.061	0.039	0.049	0	0.189
126	0.399	0.284	0	0.387	0.356	0.386	0.240	0.560
127	0.010	0.003	0	0.004	0.005	0.007	0.256	0
129/138/163	2.812	2.419	0.193	2.678	1.329	2.003	5.802	4.426
130	0.137	0.127	0	0.124	0.071	0.096	0.499	0.457
131	0.064	0.060	0	0.076	0.037	0.053	0	0.527
132	1.611	1.336	0.467	1.574	0.829	1.257	2.232	1.593
133	0.047	0.049	0	0.042	0.019	0.028	0	0
134/143	0.029	0.019	0	0.015	0.004	0.041	0.568	0.691
135/151	1.967	1.306	0.406	1.656	1.177	1.402	2.325	2.132
136	0.669	0.412	0.213	0.583	0.332	0.416	1.187	0.945
137	0.129	0.111	0	0.124	0.076	0.104	0	0.303
139/140	0.093	0.062	0	0.087	0.045	0.067	0.306	0.106
141	0.995	0.719	0	0.862	0.432	0.608	0.950	0.852
142	0.003	0.000	0	0.001	0.001	0.000	0.192	0
144	0.331	0.231	0	0.277	0.179	0.200	0.672	0.306
145	0.002	0.001	0	0.003	0.000	0.002	0	0
147/149	0.476	0.404	0	0.413	0.263	0.333	0.899	0.639
146	3.494	2.452	0.874	3.051	1.896	2.298	5.452	4.971
148	0.004	0.006	0	0.002	0.000	0.002	0	0
150	0.007	0.006	0	0.014	0.009	0.006	0	0
152	0.010	0.002	0	0.004	0.001	0.002	0.114	0
153/168	3.297	2.687	0.091	2.824	1.953	2.280	4.634	3.758
154	0	0	0	0	0	0	0	0.183
155	0.009	0.004	0	0.005	0.002	0.001	0	0
156/157	0.208	0.207	0	0.239	0.101	0.150	0.438	4.139
158	0.307	0.262	0	0.286	0.157	0.223	0.617	0.481
159	0.020	0.008	0	0.002	0.007	0.012	0	0
160	0.002	0.000	0.040	0.004	0.001	0.006	0	0
161	0.000	0.000	0	0.002	0.000	0.002	0	0
162	0.024	0.009	0	0.015	0.005	0.013	0.251	0
164	0.184	0.138	0	0.155	0.078	0.134	0.622	0.276
165	0.000	0.004	0	0.003	0.005	0.001	0	0
167	0.096	0.082	0	0.086	0.050	0.068	0.240	0
169	0.037	0.050	0	0.034	0.072	0.051	0.251	0.103
170	0.213	0.191	0	0.205	0.102	0.135	0	0.315
171/173	0.166	0.146	0	0.170	0.086	0.115	0.430	0.299
172	0.081	0.067	0	0.070	0.046	0.040	0	0.184
174	0.783	0.625	0	0.577	0.671	0.560	1.248	0.783
175	0.026	0.032	0	0.020	0.032	0.025	0.055	0.149
176	0.146	0.125	0	0.123	0.145	0.112	0.313	0.241
177	0.408	0.385	0	0.361	0.254	0.272	0.683	0.240
178	0.182	0.177	0	0.142	0.216	0.194	0.569	0.422
179	0.664	0.580	0.121	0.544	0.856	0.657	1.323	0.993
180/193	0.691	0.676	0	0.593	0.769	0.615	2.142	1.506
181	0.001	0.005	0	0.006	0.002	0.001	0	0
182	0.010	0.005	0	0.012	0.016	0.002	0	0
183	0.519	0.477	0	0.455	0.591	0.480	0.966	0.860
184	0.003	0.006	0	0.002	0.008	0.004	0	0
185	0.095	0.111	0	0.071	0.130	0.108	0	0
186	0.000	0.001	0	0.000	0.002	0.002	0	0
187	0.984	1.058	0.091	0.950	1.636	1.198	2.924	2.327
188	0.003	0.008	0	0.006	0.005	0.002	0	0
189	0.006	0.010	0	0.004	0.002	0.003	0.100	0
190	0.060	0.050	0	0.044	0.024	0.029	0.096	0
191	0.009	0.006	0	0.008	0.004	0.000	0.454	0.123
192	0	0.000	0	0.000	0.000	0.000	0.089	0
194	0.094	0.148	0	0.134	0.143	0.152	0.402	0.288
195	0.054	0.048	0	0.057	0.039	0.057	0.081	0
196	0.113	0.135	0	0.116	0.218	0.163	0.453	0.438
197	0.030	0.035	0	0.021	0.050	0.027	0.110	0
198/199	0.355	0.498	0	0.421	0.823	0.613	1.575	1.134
200	0.073	0.097	0	0.083	0.184	0.116	0.267	0.150
201	0.107	0.145	0	0.117	0.275	0.193	0.398	0.162
202	0.253	0.401	0	0.292	0.780	0.552	1.089	0.626
203	0.237	0.347	0	0.230	0.496	0.424	0.839	0.613
205	0.004	0.013	0	0.010	0.003	0.004	0.136	0.158
206	0.094	0.113	0	0.110	0.158	0.173	0.538	0.555
207	0.022	0.040	0	0.028	0.057	0.047	0.254	0
208	0.058	0.098	0	0.068	0.143	0.128	0.408	0.266
209	0.048	0.055	0	0.053	0.049	0.062	0.145	0.250

Table C-1 Continued

School/House	Home	Home	Home	Home	Home	Home	Home	Home	
Indoor/Outdoor	Outside	Outside	Inside	Inside	Inside	Inside	Inside	Inside	
Date Deployed	6/26/2012	6/28/2012	5/21/2012	6/4/2012	5/30/2012	6/19/2012	5/22/2012	6/24/2012	
Date Collected	9/22/2012	8/28/2012	8/28/2012	8/19/2012	9/16/2012	9/4/2012	8/20/2012	9/7/2012	
House/School	61119	61121	62005	62010	62016	62026	62028	62030	
Batch Number	BH006-07	BH006-01	SN0160-09	SN0168-09	178-2-04	SN0163-01	SN0160-06	178-2-07	
Recovery (%)	14	82.59	67.79	100.7	91.67	89.93	77.63	97.81	84.91
	D-65	127.1	105.9	116.9	84.92	79.87	95.73	104.9	83.67
	166	122.8	94.86	91.43	87.23	84.45	89.84	90.76	84.02
SUM	166	1145.	238.3	115.1	210.9	108.4	72.82	171.6	
1	0.128	0.417	0.863	2.181	1.247	1.262	1.288	2.436	
2	0.097	0.389	0.297	0.490	0.952	0.605	0.122	0.813	
3	0.220	1.232	0.774	1.592	1.825	1.210	0.848	2.270	
4	0.817	1.940	1.518	1.996	3.822	1.764	1.492	3.507	
5	0.085	0.227	0	0	0.540	0	0	0.283	
6	0.529	2.089	1.727	1.210	2.871	1.043	1.216	1.688	
7	0.093	0.403	0	0	0.642	0.077	0.194	0.720	
8	2.543	9.182	4.109	4.668	9.082	3.027	2.647	6.454	
9	0.146	0.453	0.039	0.043	0.639	0	0.081	0.588	
10	0.042	0.074	0.228	0.087	0.030	0	0	0.151	
11	3.725	59.39	22.94	12.02	49.37	18.67	25.76	35.42	
12/13	0.342	1.354	0.416	0.130	0.720	0	0	0.361	
15	1.353	5.727	1.747	0.938	2.970	0.837	0.705	1.424	
16	2.638	7.823	0	2.432	4.817	1.790	0.603	2.891	
17	2.324	6.217	1.995	1.985	4.456	1.301	0.981	3.330	
18/30	4.744	12.34	5.251	4.177	10.04	2.769	2.269	6.794	
19	0.627	1.245	0.526	0.338	1.165	0.386	0.235	1.021	
20/28	6.616	19.77	5.668	4.417	10.00	2.383	2.269	5.790	
21/33	3.241	12.34	2.908	2.868	6.377	1.197	1.288	3.684	
22	2.661	8.541	1.637	1.396	3.952	0.682	0.644	1.881	
23	0.018	0.042	0	0	0	0	0	0	
24	0.080	0.192	0	2.388	0.150	0	0.040	0	
25	0.594	1.466	0	0.065	0.747	0	0	0.621	
26/29	1.201	3.258	0.277	0	1.843	0.927	0.868	1.856	
27	0.324	0.739	0	0.316	0.547	0.115	0	0.306	
31	6.644	21.74	5.102	4.363	9.253	2.267	2.146	5.318	
32	1.829	4.431	1.151	1.178	2.447	0.747	0.603	1.923	
34	0.037	0.063	0	0	0	0	0	0	
35	0.309	1.892	0	0	0.535	0	0	0	
36	0.052	0.106	0	0	0	0	0	0	
37	1.558	6.104	0.923	0.458	2.263	0	0.265	0.760	
38	0.031	0.062	0	0	0	0	0	0	
39	0.026	0.083	0	0	0	0	0	0	
40/41/71	0.009	0.443	3.248	0	2.507	0.200	0	1.251	
42	1.170	3.684	0	0	1.410	0.144	0.121	0.920	
43	0.182	0.460	0	0	0	0	0	0.085	
44/47/65	3.687	23.21			7.961			6.301	
45/51	0.629	1.288	0.787	0	1.854	0	0.187	1.623	
46	0.310	0.662	0	0	0.606	0	0	0.278	
48	0.738	2.039	0	0	1.714	0	0	0.857	
49/69	2.374	11.79	4.265	0.848	3.706	1.246	1.200	2.551	
50/53	0.618	1.477	0.842	0.114	1.197	0.111	0	0.789	
52	6.306	62.98	16.38	6.751	7.959	3.450	3.724	8.034	
54	0.013	0.027	0	0	0	0	0	0	
55	0.074	0.144	0	0	0	0.756	0	0	
56	1.173	9.021	5.577	1.971	1.481	4.474	1.740	0.973	
57	0.020	0.078	0	0	0	0	0	0	
58	0.024	0.251	0	1.272	0	0	0	0	
59/62/75	0.287	0.620	0.153	0	0.485	0	0.077	0.273	
60	0.643	3.674	0.514	0	0.964	0	1.586	0.548	
61/70/74/76	4.606	57.00	26.47	10.31	6.957	12.08	5.486	5.546	
63	0.102	0.557	6.496	1.845	0.081	4.864	1.817	0	
64	1.975	9.749	2.876	1.111	2.663	0.111	0.198	1.649	
66	2.122	15.71	4.669	1.639	2.641	0.868	0.815	1.780	
67	0.088	0.195	4.680	1.329	0.188	3.428	1.245	0	
68	0.056	0.130	0	0	0.396	0.211	0	0.291	
72	0.022	0.025	0	0	0	0	0	0	
73	0	0	0	0	0	0	0	0	
77	0.166	0.648	0	0	0	0	0	0	
78	0.005	0.005	0	0	0	0	0	0	
79	0.017	0.248	0	0	0	0	0	0	
80	0.005	0.107	0	0	0	0.667	0	0	
81	0.003	0.336	0.251	0	0	0	0	0	
82	0.436	10.20	1.388	0	0.307	0	0	0.379	
83/99	1.889	32.16	4.626	2.212	0	0.211	1.068	0.184	
84	1.740	30.96	3.860	1.490	1.327	0.467	0.154	2.035	
85/116/117	0.882	11.56	0.656	0.171	0.974	0.667	0	1.469	
86/87/97/109*	2.680	56.21	2.482	1.467	1.274	0	1.090	1.638	
88/91	0.632	8.345	1.749	0	0.693	0.155	0.066	0.758	
89	0.080	0.559	0	0	0	0	0	0	
90/101/113	4.832	81.08	12.80	6.189	2.500	1.691	1.597	3.921	
92	0.963	16.03	0.503	0.871	0.693	0	0	0.758	
93/100	0.044	0.280	0	0	0.560	0	0	1.271	
94	0.033	0.212	0	0	0	0	0	0	
95	5.304	77.05	12.87	5.765	0	1.814	1.696	0	
96	0.041	0.244	0	0	3.837	0	0	6.130	
98/102	0.158	1.268	0.131	0	0	0	0	0	
103	0.032	0.244	0	0	0	0	0	0	
104	0.001	0.009	0	0	0	0	0	0	
105	0.946	30.04	2.624	0.618	0	0	0	0	
106	0.006	0.005	0	0	0.666	0	0	0.895	
107	0.199	4.574	0	0	0	0	0	0	

Table C-1 Continued

School/House	Home	Home	Home	Home	Home	Home	Home	Home
Indoor/Outdoor	Outside	Outside	Inside	Inside	Inside	Inside	Inside	Inside
Date Deployed	6/26/2012	6/28/2012	5/21/2012	6/4/2012	5/30/2012	6/19/2012	5/22/2012	6/24/2012
Date Collected	9/22/2012	8/28/2012	8/28/2012	8/19/2012	9/16/2012	9/4/2012	8/20/2012	9/7/2012
House/School	61119	61121	62005	62010	62016	62026	62028	62030
Batch Number	BH006-07	BH006-01	SN0160-09	SN0168-09	178-2-04	SN0163-01	SN0160-06	178-2-07
108/124	0.121	2.709	0.109	0	0	0	0	0
110/115	4.895	101.8	11.76	4.390	3.769	0.845	0.793	5.943
111	0.004	0.016	0	0	0	0	0	0
112	0.006	0.010	0	0	1.210	0.066	0	2.242
114	0.078	1.477	0	0.091	0	0	0	0
118	2.988	89.97	6.846	2.361	1.782	0.478	0.110	3.294
120	0.010	0.053	0	0	0	0	0	0
121	0.001	0.011	0	0	0	0	0	0
122	0.040	0.729	0	0	0	0	0	0
123	0.056	1.125	0.284	0	0	0	0	0
126	0.382	0.478	0	0	0.882	0	0	0.849
127	0.003	0.028	0	0	0	0	0	0
129/138/163	2.703	44.70	7.229	0.447	1.738	1.202	0.242	2.257
130	0.135	2.140	0.349	0	0	0	0	0
131	0.061	0.880	0	0	0	0	0	0
132	1.220	20.10	2.876	0.951	0.818	0.178	0	1.190
133	0.036	0.383	0	0	0	0	0	0
134/143	0.007	4.176	0.448	0	0	0	0	0
135/151	1.288	10.04	3.510	1.490	0.841	0.478	0	1.140
136	0.460	4.414	0.503	0.745	0.351	0.434	0	0.680
137	0.130	2.537	0.164	0	0	0	0	0
139/140	0.085	0.969	0	0	0	0	0	0
141	0.697	8.161	1.585	0.538	0.414	0	0	0.395
142	0.001	0.010	0	0	0	0	0	0
144	0.199	1.843	0	0	0.243	0	0	0.199
145	0.002	0.020	0	0	0	0	0	0
147/149	0.404	4.172	1.017	0.080	0.165	0.289	0	0.238
146	3.114	32.08	7.677	3.335	1.799	2.593	0.605	2.621
148	0.005	0.021	0	0	0	0	0	0
150	0.009	0.034	0	0	0	0	0	0
152	0.004	0.040	0	0	0	0	0	0
153/168	2.884	31.81	6.419	2.269	0.765	2.671	0.418	0.954
154	0	0	0	0	0	0	0	0
155	0.003	0.137	0	0	0	0	0	0
156/157	0.191	3.340	0.054	0	4.020	0	0	3.946
158	0.208	4.115	0.699	0	0	0	0	0.213
159	0.009	0.022	0	0	0	0	0	0
160	0.002	0.004	0	0	0	0	0.198	0
161	0.000	0.004	0.842	0.068	0	0	0	0
162	0.006	0.091	0	0	0	0	0	0
164	0.176	2.119	0.470	0	0	0	0	0
165	0.001	0.011	0	0	0	0	0	0
167	0.084	1.075	0	0	0	0	0	0
169	0.108	0.026	0	0	0	0	0	0
170	0.206	0.602	0	0	0	0	0	0
171/173	0.151	0.469	0	0	0	0	0	0
172	0.071	0.134	0	0	0	0	0	0
174	0.765	1.145	0.393	0	0	1.435	0	0
175	0.035	0.068	0	0	0	0	0	0
176	0.128	0.262	0	0	0	0	0	0
177	0.306	0.613	0.142	0	0	0.678	0	0
178	0.214	0.225	0	0	0	0	0	0
179	0.655	0.735	0.863	0.320	0.260	1.280	0	0
180/193	1.322	1.165	1.115	0.194	0.303	2.393	0	0
181	0.001	0.037	0.174	0	0	1.235	0	0
182	0.017	0.013	0	0	0	0	0	0
183	0.574	0.795	0.153	0	0.206	0.500	0	0
184	0.005	0.082	0	0	0.107	0	0	0
185	0.102	0.062	0.328	0	0	1.235	0	0
186	0.000	0.003	0	0	0	0	0	0
187	1.689	0.968	1.246	0.149	0.285	3.951	0	0
188	0.015	0.005	0	0	0	0	0	0
189	0.006	0.019	0	0	0	0	0	0
190	0.052	0.111	0	0	0	0	0	0
191	0.008	0.028	0	0	0	0	0	0
192	0.000	0.001	0	0	0	0	0	0
194	0.268	0.029	0	0	0	0.345	0	0
195	0.088	0.016	0	0	0	0	0	0
196	0.340	0.044	0	0	0	0.801	0	0
197	0.041	0.018	0	0	0	0	0	0
198/199	1.105	0.129	0	0	0	2.437	0	0
200	0.176	0.037	0	0	0	0	0	0
201	0.259	0.040	0	0	0	0.345	0	0
202	0.639	0.104	0	0	0	0.311	0	0
203	0.770	0.084	0	0	0	1.480	0	0
205	0.010	0.002	0	0	0	0	0	0
206	0.327	0.023	0	0	0	0	0	0
207	0.082	0.006	0	0	0	0	0	0
208	0.212	0.022	0	0	0	0.111	0	0
209	0.077	0.035	0	0	0	0	0	0

Table C-1 Continued

School/House	Home	Home	Home	Home	Home	Home	Home	Home	
Indoor/Outdoor	Inside	Inside	Inside	Inside	Inside	Inside	Inside	Inside	
Date Deployed	7/7/2012	5/25/2012	5/29/2012	5/30/2012	6/22/2012	6/23/2012	3/24/2012	6/23/2012	
Date Collected	9/15/2012	9/4/2012	8/19/2012	9/7/2012	9/7/2012	9/13/2012	10/16/2012	9/13/2012	
House/School	62032	62040	62044	62046	62050	62052	62068	62074	
Batch Number	SN0176-07	SN0160-07	SN0160-01	SN0176-11	SN0168-05	SN-180 2-	BH004-05	SN-180 2-	
Recovery	14	95.46	78.23	93.50	100.7	66.75	79.09	63.23	72.90
(%)	D-65	96.45	90.52	107.1	101.9	66.19	81.19	115.8	75.44
	166	105.9	71.62	86.11	100.5	61.00	81.31	80.25	77.82
	SUM	146.1	155.4	193.9	470.0	66.68	518.4	95.52	450.0
	1	0.63	3.425	0.994	3.29	2.022	7.902	2.311	2.027
	2	0.49	0.639	0.545	1.15	0.089	0.896	0.447	0.527
	3	0.78	2.428	1.090	3.36	1.228	4.378	1.927	2.021
	4	2.47	1.776	1.475	7.44	1.512	3.737	2.395	2.018
	5	0	0.166	0	0.42	0	0.309	0.187	0.142
	6	1.64	1.354	1.005	4.12	0.449	1.732	1.520	1.053
	7	0.4	0.217	0.267	2.05	0.059	0.563	0.501	0.399
	8	5.56	4.626	4.053	12.59	2.921	6.025	5.517	3.714
	9	0.2	0.383	0.267	1.22	0.134	0.667	0.420	0.355
	10	0.05	0.051	0	0.15	0	0.213	0.112	0.077
	11	18.93	14.59	16.17	29.73	13.28	22.76	28.86	14.82
	12/13	0.41	0.370	0.374	0.87	0	0.743	0.284	0.602
	15	2	1.687	1.336	4.62	0.629	1.465	1.273	1.103
	16	3.43	1.303	0	6.26	1.348	2.426	1.909	1.872
	17	3.24	2.338	2.727	6.87	0.868	2.355	1.901	1.847
	18/30	6.74	4.908	6.448	12.49	1.782	5.233	4.191	3.946
	19	0.82	0.447	0.566	1.69	0	0.642	0.395	0.578
	20/28	6.52	6.377	8.780	11.35	1.677	4.335	3.703	3.180
	21/33	3.77	3.489	4.780	5.93	1.093	2.413	2.179	1.909
	22	2.4	1.840	2.684	3.76	0.179	1.444	1.323	1.114
	23	0	0	0	0	0	0	0.005	0
	24	0	0	0.032	0	0.344	0	0.040	0.049
	25	0.69	0.319	0.352	1.83	0	0.350	0.311	0.291
	26/29	1.7	1.290	1.679	2.62	0	0.983	0.722	0.650
	27	0.34	0	0.417	0.94	0	0.291	0.185	0.234
	31	5.9	5.432	8.833	9.59	1.677	3.997	4.382	3.228
	32	1.72	1.099	1.700	2.85	0.449	1.151	0.923	1.032
	34	0	0	0	0	0	0	0.026	0
	35	0	0	0.032	0	0	0.199	0.183	0.120
	36	0	0	0	0	0	0	0.075	0
	37	0.98	1.035	1.240	1.86	0	0.353	0.577	0.349
	38	0	0	0	0	0	0	0.011	0
	39	0	0	0	0	0	0	0.022	0
	40/41/71	51.37	1.912	4.517	147.1	0.475	16.70	0.007	10.37
	42	0	0	2.276	0	0	7.017	0.284	2.959
	43	0.179	0	0	0	0.311	1.332	0.056	0
	44/47/65						30.94	2.014	39.68
	45/51	0.113	0.502	1.834	57.50	0	7.120	0.457	11.43
	46	0.207	0	0	0	0	1.528	0.081	0
	48	0	0	0	0.556	0	5.524	0.251	4.142
	49/69	2.037	3.532	6.212	5.458	0	19.35	0.889	16.12
	50/53	0	0.349	1.230	1.123	0	5.357	0.218	4.256
	52	4.189	10.76	15.60	14.53	1.721	57.64	3.489	66.31
	54	0	0	0	0	0	0	0.003	0
	55	0	0	0	0	0	0	0.018	0
	56	1.377	4.160	6.607	5.976	2.606	6.056	0.297	2.299
	57	0	0	0	0	0	0	0.004	0
	58	1.311	0	0	5.449	3.802	0	0.002	0
	59/62/75	0.245	0.418	4.645	0.169	1.508	1.582	0.062	1.290
	60	0	1.116	1.974	0	0.475	2.609	0.152	0
	61/70/74/76	4.642	17.01	31.27	28.22	12.44	29.74	1.530	20.67
	63	1.528	4.160	7.977	7.755	5.179	0	0.031	0
	64	1.386	2.680	4.168	3.082	0	10.80	0.556	8.633
	66	0.094	0	6.828	4.166	0	11.34	0.574	6.972
	67	1.235	2.792	4.807	5.309	3.966	0	0.020	0
	68	0.047	0	0	18.83	0	0	0.235	0.849
	72	0	0	0	0	0	0	0.004	0
	73	0	0	0	0	0	0	0.017	0
	77	0	0	0	0	0	0	0.039	0
	78	0	0	0	0	0	0	0.012	0
	79	0	0	0	0	0	0	0.002	0
	80	0.056	0	0	0.835	0	0	0.004	0
	81	0	0	0.127	0	0	0	0.003	0
	82	0	0.600	0.104	0.407	0	2.670	0.116	1.819
	83/99	0	4.718	1.590	1.76	0	14.38	1.067	11.22
	84	0.198	1.912	1.590	1.640	0	11.05	0.550	11.35
	85/116/117	0	0	0.348	0.318	0	10.19	0.814	8.843
	86/87/97/109*	0.358	4.132	2.856	2.336	0.131	11.56	0.750	10.44
	88/91	0	0.181	0.929	0.994	0	0	0.181	0
	89	0	0	0	0	0	0	0.022	0
	90/101/113	0.905	3.629	4.006	3.887	1.114	36.48	1.471	34.44
	92	0	1.186	0.778	0.208	0	5.037	0.332	4.724
	93/100	0	0	0	0	0	6.525	0.013	6.863
	94	0	0	0	0	0	0	0.009	0
	95	1.169	6.198	4.784	5.101	1.196	0	1.757	0
	96	0	0	0	0	0	38.47	0.012	41.91
	98/102	0	0	0.243	0	0	0	0.080	0
	103	0	0	0	0	0	13.35	0.018	11.22
	104	0	0	0	0	0	0	0.004	0
	105	0	1.088	0.801	0.437	0	0	0.202	0
	106	0	0	0	0	0	2.497	0.004	2.004
	107	0	0	0	0	0	0.542	0.043	0



Table C-1 Continued

School/House	Home	Home	Home	Home	Home	Home	Home	Home
Indoor/Outdoor	Inside	Inside	Inside	Inside	Inside	Inside	Inside	Inside
Date Deployed	7/7/2012	5/25/2012	5/29/2012	5/30/2012	6/22/2012	6/23/2012	3/24/2012	6/23/2012
Date Collected	9/15/2012	9/4/2012	8/19/2012	9/7/2012	9/7/2012	9/13/2012	10/16/2012	9/13/2012
House/School	62032	62040	62044	62046	62050	62052	62068	62074
Batch Number	SN0176-07	SN0160-07	SN0160-01	SN0176-11	SN0168-05	SN-180 2-09	BH004-05	SN-180 2-05
108/124	0	0	0	0.079	0	0.711	0.034	0
110/115	0.651	6.435	3.309	2.863	0	27.04	1.363	24.70
111	0	0	0	0	0	0	0.008	0
112	0	0	0	0	0	0	0.014	0
114	0	0	0	0	0	0	0.034	0
118	0.292	3.769	1.660	1.451	0	10.33	0.653	8.093
120	0	0	0	0	0	0	0.008	0
121	0	0	0	0	0	0	0.009	0
122	0	0	0	0	0	0	0.020	0
123	0	0	0	0	0	0	0.009	0
126	0	0	0	0	0	4.592	0.681	3.933
127	0	0	0	0	0	0	0.006	0
129/138/163	0.235	2.512	0.313	0.815	0	3.273	0.563	3.289
130	0	0	0	0	0	0	0.040	0
131	0	0	0	0	0	0	0.013	0
132	0	1.088	0	0.328	0	2.342	0.285	1.504
133	0	0	0	0	0	0	0.005	0
134/143	0	0	0	0	0	0	0.052	0
135/151	0	0	0.371	0.079	0	3.852	0.408	2.939
136	0	0.502	0.348	0.049	0	1.936	0.161	1.186
137	0	0	0	0	0	0	0.028	0
139/140	0	0	0	0	0	0	0.021	0
141	0	0.209	0	0	0	0.591	0.156	0.519
142	0	0	0	0	0	0	0.000	0
144	0	0	0	0	0	0.476	0.067	0
145	0	0	0	0	0	0	0.000	0
147/149	0	0.125	0	0	0	0.320	0.080	0.685
146	0.264	3.601	0.998	1.312	0	7.913	0.791	6.716
148	0	0	0	0	0	0	0.003	0
150	0	0	0	0	0	0	0.002	0
152	0	0	0	0	0	0	0.000	0
153/168	0.254	2.345	0.719	0.686	0	4.001	0.549	3.654
154	0	0	0	0	0	0	0	0
155	0	0	0	0	0	0.495	0.048	0
156/157	0	0	0	0	0	0	0.049	0
158	0	0	0	0.059	0	0.388	0.057	0
159	0	0	0	0	0	0	0.008	0
160	0	0	0.232	0	0	0	0.002	0
161	0	0.153	0	0	0	0	0.000	0
162	0	0	0	0	0	0	0.003	0
164	0	0	0	0	0	0.274	0.039	0
165	0	0	0	0	0	0	0.000	0
167	0	0	0	0	0	0	0.017	0
169	0	0	0	0	0	0	0.007	0
170	0	0	0	0	0	0	0.054	0
171/173	0	0	0	0	0	0	0.020	0
172	0	0	0	0	0	0	0.015	0
174	0	0	0	0	0	0.439	0.128	0.555
175	0	0	0	0	0	0	0.003	0
176	0	0	0	0	0	0	0.032	0
177	0	0	0	0	0	0	0.063	0
178	0	0	0	0	0	0	0.037	0
179	0	0	0	0.039	0	1.123	0.140	0.666
180/193	0	0	0	0	0	0.640	0.159	0.483
181	0	0	0	0	0	0	0.001	0
182	0	0	0	0	0	0	0.005	0
183	0	0	0	0	0	0.345	0.093	0
184	0	0	0	0	0	0	0.021	0
185	0	0	0	0	0	0.285	0.019	0
186	0	0	0	0	0	0	8.379	0
187	0	0	0	0	0	1.473	0.232	0.976
188	0	0	0	0	0	0	0.000	0
189	0	0	0	0	0	0	0.002	0
190	0	0	0	0	0	0	0.007	0
191	0	0	0	0	0	0	0.001	0
192	0	0	0	0	0	0	0.002	0
194	0	0	0	0	0	0	0.068	0
195	0	0	0	0	0	0	0.011	0
196	0	0	0	0	0	0	0.031	0
197	0	0	0	0	0	0	0.018	0
198/199	0	0	0	0	0	0	0.114	0
200	0	0	0	0	0	0	0.024	0
201	0	0	0	0	0	0	0.021	0
202	0	0	0	0	0	0.456	0.077	0
203	0	0	0	0	0	0	0.061	0
205	0	0	0	0	0	0	0.005	0
206	0	0	0	0	0	0	0.045	0
207	0	0	0	0	0	0	0.012	0
208	0	0	0	0	0	0	0.019	0
209	0	0	0	0	0	0.117	0.034	0

Table C-1 Continued

School/House	Home	Home	Home	Home	Home	Home	Home	Home
Indoor/Outdoor	Inside	Inside	Inside	Inside	Inside	Inside	Inside	Inside
Date Deployed	7/3/2012	6/28/2012	7/4/2012	6/4/2012	5/30/2012	5/26/2012	6/27/2012	5/26/2012
Date Collected	9/7/2012	9/16/2012	10/18/2012	8/19/2012	8/20/2012	8/18/2012	10/1/2012	9/6/2012
House/School	62082	62088	62090	62094	62097	62102	62118	62120
Batch Number	SN0177-02	SN0167-04	SN0176-03	SN0160-03	SN0161-05	SN0163-07	179-2-11	179-2-03
Recovery 14	71.20	72.91	125.8	104.9	99.00	77.45	59.59	62.98
D-65	82.08	74.46	92.15	110.6	93.48	88.76	58.02	61.88
166	82.67	76.88	109.9	90.49	101.0	93.31	77.86	76.81
SUM	831.2	130.1	327.0	184.7	335.8	120.5	336.2	484.2
1	2.381	3.812	2.065	1.572	2.494	1.355	0.821	1.016
2	0.820	0.726	0.722	0.371	1.010	0.684	0.268	0.136
3	3.510	2.839	2.065	1.505	2.626	1.446	0.604	0.413
4	7.278	4.526	5.275	3.450	9.180	2.466	2.138	1.890
5	0.664	0	0.373	0	0	0.180	0.198	0.120
6	7.107	2.167	2.470	3.230	3.524	1.588	1.259	1.351
7	1.107	0.452	0.707	0.238	0.272	0.167	0.318	0.428
8	22.22	8.380	11.52	7.024	17.60	4.673	3.996	3.853
9	1.257	0.205	0.826	0.076	0.969	0.077	0.380	0.327
10	0.217	0.192	0.142	0.047	0	0	0.088	0.059
11	42.28	21.17	71.57	23.19	20.52	34.40	15.14	11.24
12/13	2.774	0	0	0.590	0.878	0.413	0.643	0.395
15	10.21	2.029	4.393	1.677	4.837	1.652	1.220	1.312
16	18.20	3.689	5.362	0	8.463	3.008	2.151	2.102
17	17.22	3.346	4.830	3.307	8.989	2.143	2.055	1.996
18/30	36.95	7.639	9.668	7.205	17.23	5.306	4.341	4.405
19	0	1.110	0.421	0.829	2.817	0.813	0.554	0.583
20/28	48.43	6.295	9.851	6.414	14.14	5.655	4.328	4.243
21/33	32.24	4.279	5.108	5.889	8.322	3.473	2.696	2.799
22	18.40	2.029	2.939	1.667	4.373	1.923	1.381	1.427
23	0	0	0	0	0	0	0	0
24	0.368	3.264	0	0	0	0	0.036	0
25	3.422	0.589	0.746	0.390	1.080	0	0.328	0.310
26/29	8.520	0.864	2.486	1.610	2.989	0.322	0.834	0.800
27	2.315	0.356	0	0.533	0	0	0.293	0.248
31	46.06	5.924	9.040	5.508	12.67	5.319	3.887	4.255
32	10.58	2.139	2.716	1.744	4.221	1.394	1.149	1.182
34	0	0	0	0	0	0	0	0
35	0.686	0	0	0	0	0	0.126	0
36	0	0	0	0	0	0	0	0.444
37	13.45	0.946	0.945	0.581	1.949	0.697	0.509	0
38	0	0	0	0	0	0	0	0
39	0	0	0	0	0	0	0	0
40/41/71	22.81	0.819	58.92	2.386	4.818	0	13.33	24.96
42	8.699	0.520	0.372	0	0	0	4.872	8.792
43	1.895	0	0	0.221	0	0	1.558	3.487
44/47/65	36.30	0	0.736	1.016	2.305	0.953	0	10.78
45/51	0	0	0	0	0	0	1.116	4.108
46	2.566	0	0	0	1.019	0	7.185	9.083
48	7.005	0	0	0	5.452	2.261	18.63	30.34
49/69	19.81	2.133	4.592	3.735	1.474	0.428	5.545	5.662
50/53	4.687	0	1.136	0.939	18.39	5.283	44.61	91.83
52	45.20	6.151	15.39	9.702	0	0	0	0
54	0	0	0	0	5.115	0	0	0
55	0	0	0	0	6.006	3.204	4.365	8.068
56	11.14	2.705	2.764	0	0	0	0	0
57	0	0	0	0	0	0	0	0
58	0	0	1.100	0	0	0	0	0
59/62/75	2.645	0	1.445	0.143	4.304	0	2.312	1.959
60	6.454	0	0.982	0	0	0.503	2.087	5.139
61/70/74/76	47.89	6.321	12.33	10.34	33.66	11.64	25.76	43.09
63	1.007	2.679	1.682	2.309	9.796	3.139	0	0.615
64	14.58	0.195	2.891	1.900	3.601	1.521	10.22	16.87
66	21.16	1.469	3.119	4.022	6.105	2.057	8.558	15.11
67	0.702	2.159	1.109	1.536	6.639	2.046	0	0.440
68	0	0	0.582	0	0	0.107	3.398	1.297
72	0	0	0	0	0	0	0	0
73	0	0	0	0	0	0	0	0
77	1.201	0	0	0	0	0	0	0
78	0	0	0	0	0	0	0	0
79	0	0	0	0.198	0	0	0	0
80	0	0	0	0.066	0	0	0	0
81	0	0	0	0	0.098	0	0	0
82	2.639	0	0.763	0.884	0.999	0	0.925	1.236
83/99	10.84	0.390	3.537	3.536	3.384	0.225	4.823	7.050
84	8.764	0	3.191	1.436	3.483	0.117	4.259	6.686
85/116/117	8.055	0	0	0.574	1.355	0.214	6.779	6.274
86/87/97/109*	9.114	0	5.419	4.895	2.325	0	0	4.848
88/91	0	0	1.382	0.397	1.583	0.150	0	0
89	0.275	0	0	0	0	0	0	0
90/101/113	26.31	3.082	8.848	6.321	10.18	1.714	11.89	15.96
92	3.911	0	1.645	0.088	1.949	0	1.985	2.971
93/100	4.677	0	0.200	0	0	0	1.956	3.002
94	0.147	0	0	0	0	0	0	0
95	0.143	4.161	8.993	4.619	10.80	1.232	0	0
96	24.93	0	0	0	0	0	14.07	22.77
98/102	0.273	0	0	0	0.435	0	0	0
103	10.84	0	0	0	0	0	4.432	7.050
104	0.143	0	0	0	0	0	0	0
105	0	0	0.782	1.933	1.444	0	0	0
106	3.818	0	0	0	0	0	1.653	0
107/124	0.448	0	0	0.077	0	0	0	0





Table C-1 Continued

School/House	Home	Home	Home	Home	Home	Home	Home	Home
Indoor/Outdoor	Inside	Inside	Inside	Inside	Inside	Inside	Inside	Inside
Date Deployed	6/23/2012	6/26/2012	6/23/2012	7/8/2012	7/3/2012	6/23/2012	6/22/2012	6/1/2012
Date Collected	9/10/2012	9/30/2012	9/23/2012	9/26/2012	9/7/2012	9/30/2012	10/8/2012	9/6/2012
House/School	62122	62128	62130	62140	62082	62114	62072	62014
Batch Number	SN0177-04	178-2-09	BH005-04	179-2-07	SN0177-02	178-2-02	179-2-01	SN0176-01
107	0	0	0.022	0	3.002	0	0.667	
108/124	0	0	0.015	0	1.061	13.28	0	1.058
110/115	6.959	4.694	0.716	8.044	55.48	463.3	26.20	26.72
111	0	0	0.002	0	0	9.442	0	0
112	0	0	0.027	0	0	0	0	0
114	0	0	0.028	0	0.484	4.087	0.460	0
118	2.580	2.620	0.569	3.002	29.60	199.0	13.61	15.30
120	0	0	0.016	0	0	0	0	0
121	0	0	0.003	0	0	0	0	0
122	0	0	0.010	0	0.184	1.881	0.323	0
123	0	0	0.009	0	0	3.668	0	0.344
126	1.395	0.974	0.332	0	1.486	0	2.953	0
127	0.361	0	0.013	0	0	0	0	0
129/138/163	1.345	1.640	0.484	2.109	17.99	134.1	9.411	14.44
130	0	0	0.018	0.232	0.924	9.300	0	0.652
131	0	0	0.009	0	0.544	4.522	0	0.270
132	0.679	0	0.176	0.750	8.814	73.48	2.071	6.915
133	0	0	0.006	0	0.457	2.041	0	0.110
134/143	0	0	0.032	0.295	1.700	0	0	0.947
135/151	0.862	0.865	0.235	1.978	12.76	62.59	4.713	10.93
136	0.434	0.595	0.915	0.988	6.025	40.97	2.320	5.130
137	0	0	0.019	0	0	8.366	0	0
139/140	0	0	0.010	0	0.493	4.730	0	0
141	0	0.411	0.155	0.381	4.504	24.55	1.238	3.543
142	0	0	0.001	0	0	0	0	0
144	0	0.199	0.030	0.305	1.851	9.430	0	0.430
145	0	0	0.002	0	0	0	0	0
147/149	0	0.293	0.064	0.305	2.966	16.99	1.150	2.497
146	1.820	2.224	0.465	3.433	26.66	151.2	8.471	21.96
148	0	0	0.000	0	0	0	0	0
150	0	0	0.000	0	0	0.294	0	0
152	0	0	0.000	0	0	0.464	0	0
153/168	0.976	0.771	0.510	1.703	19.63	44.96	6.773	15.07
154	0	0	0	0	0.263	1.453	0	0.196
155	0	0	0.016	0.351	0	0	0	0
156/157	0	3.889	0.036	0	0.864	8.011	0	0.295
158	0	0.078	0.045	0	1.638	13.01	0.756	1.661
159	0	0	0.006	0	0	0	0	0
160	0	0	0.002	0	0	0	0	0
161	0	0	0.000	0	0	0	0	2.005
162	0	0	0.030	0	0	0.209	0	0
164	0	0	0.033	0	2.137	8.338	0	1.033
165	0	0	0.000	0	0	0	0	0
167	0	0	0.042	0	0	2.463	0	0.123
169	7.073	0	0.008	0	0	0	0	0
170	0	0	0.052	0	0	4.801	0	0.442
171/173	0	0	0.033	0	0.631	3.132	1.022	0.319
172	0	0	0.013	1.592	0	1.208	1.384	0
174	0	0	0.157	0.500	4.585	10.64	3.335	2.251
175	0	0	0.008	0	0	0.811	0	0.258
176	0	0	0.027	0	1.132	2.289	0.265	1.045
177	0	0	0.086	0.167	1.464	5.523	1.724	0.996
178	0	0	0.023	0	1.606	2.282	0.589	0.566
179	0	0	0.082	0.598	5.806	8.055	1.333	2.768
180/193	0.350	0	0.132	0.558	4.452	14.24	12.30	2.854
181	0	0	0.001	0	0	0	0	0
182	0	0	0.002	0	0	0	0	0
183	0	0	0.095	0	3.686	6.982	2.369	2.633
184	0	0	0.006	0	0	0	0	0
185	0	0	0.016	0.403	0.741	0	0	1.944
186	0	0	0.000	0	0	0	0	0
187	0.416	0	0.129	0.677	11.46	12.96	3.211	4.195
188	0	0	0.001	0	0	0	0	0.049
189	0	0	0.003	0	0	0	0	0
190	0	0	0.006	0	0	1.006	1.303	0
191	0	0	0.001	0	0	0	4.238	0
192	0	0	0.000	0	0	0	0.839	0
194	0	0	0.006	0	0.454	1.488	4.811	0
195	0	0.446	0.010	0	0.514	0.721	1.562	0
196	0	0	0.013	0	0.681	1.247	1.374	0.098
197	0	0	0.005	0	0.387	0	0	0
198/199	0	0	0.035	0	2.620	2.949	3.306	0.172
200	0	0	0.013	0	0.721	0.581	0	0.233
201	0	0	0.009	0	1.182	0.521	0	0.196
202	0	0	0.033	0	3.229	1.037	0.418	0.516
203	0	0	0.022	0	1.528	1.768	1.703	0
205	0	0	0.002	0	0	0	0	0
206	0	0	0.006	0	0.477	0.565	1.537	0
207	0	0	0.002	0	0	0.115	0	0
208	0	0	0.002	0	0.456	0.293	0	0
209	0.085	0.045	0.018	0	0.340	0	0.182	0

Table C-1 Continued

School/House	Home	Home	Home	Home	Home	Home	Home	Home
Indoor/Outdoor	Inside	Inside	Inside	Inside	Inside	Inside	Inside	Inside
Date Deployed	6/1/2012	11/18/2011	11/20/2011	11/17/2011	11/20/2011	11/19/2011	11/19/2011	11/19/2011
Date Collected	9/13/2012	2/25/2012	2/20/2012	2/1/2012	2/24/2012	2/24/2012	2/24/2012	2/25/2012
House/School	62034	62001	62003	62005	62010	62012	62014	62018
Batch Number	SN-180 2-07	SN0177-03	SN0162-01	SN0158-06	SN0167-08	181-2-05	SN-180 2-	SN0168-03
Recovery (%)	14	76.87	58.72	81.41	95.37	77.27	48.44	79.09
	D-65	75.49	68.10	95.07	106.9	81.03	53.81	81.67
	166	81.95	73.23	85.43	94.72	73.98	57.48	82.03
	SUM	275.1	458.2	151.6	116.1	210.7	110.5	45.29
	1	1.033	6.715	2.075	2.453	2.782	1.614	0.342
	2	0.229	0.707	0.405	0.440	1.112	0.928	0.210
	3	0.576	10.42	1.977	1.646	6.198	7.438	0.380
	4	2.429	27.15	2.911	1.981	5.797	2.432	0.496
	5	0.067	0.945	0	0.157	0	0.126	0
	6	1.540	7.008	1.437	1.153	4.167	1.266	0.116
	7	0.280	1.865	0.245	0.073	1.177	0.352	0.017
	8	3.939	29.18	6.166	4.382	15.38	3.753	0.517
	9	0.271	2.976	0	0.471	0.194	0.411	0.040
	10	0.041	1.244	0.049	0.083	0.401	0.038	0
	11	19.52	12.30	30.86	8.492	10.59	16.31	0.600
	12/13	0.329	0.845	0.356	0.346	1.345	0.558	0
	15	0.746	4.069	1.363	1.142	4.412	1.103	0
	16	2.011	10.83	3.070	1.929	6.949	1.912	0.326
	17	2.207	13.50	2.825	2.065	7.324	1.911	0.331
	18/30	4.983	30.23	5.330	4.697	14.79	4.200	0.745
	19	0.868	4.431	0.810	0.429	1.578	0.481	0.143
	20/28	3.300	15.81	5.404	4.655	13.95	3.508	0.560
	21/33	2.013	8.871	2.997	2.652	9.524	2.397	0.417
	22	0.993	4.654	1.621	1.572	4.736	1.234	0.162
	23	0	0	0	0	0	0.215	0
	24	0.084	0.234	0	0	6.147	0.084	0.021
	25	0.305	1.079	0.393	0.293	0.970	0.268	0
	26/29	0.670	2.946	1.105	1.436	2.834	0.635	0.102
	27	0.275	1.422	0.380	0.304	0	0.243	0.048
	31	3.160	16.65	5.281	4.047	14.59	3.299	0.479
	32	1.073	6.408	1.596	1.090	4.128	1.036	0.198
	34	0	0	0	0	0	0	0
	35	0.179	0	0	0	0	0	0
	36	0	0	0	0	0	0	0
	37	0.280	0.858	0.122	0.188	0.711	0.444	0
	38	0	0	0.036	0	0	0	0
	39	0	0	0	0	0	0	0
	40/41/71	6.068	3.792	1.053	0	4.189	0	2.784
	42	1.980	1.682	0.889	0	1.486	0.584	0.684
	43	0.432	0.313	0	0	0	0	0
	44/47/65	0	7.835	0	0	0	3.331	3.351
	45/51	0	0	0	0	0.256	0.587	2.016
	46	1.148	0.821	0	0	0	0.292	0
	48	3.335	2.044	0	0	1.608	0.402	0.972
	49/69	12.26	5.357	2.294	2.660	6.109	1.902	2.303
	50/53	3.066	2.301	0	0.095	1.419	0.561	0.772
	52	38.05	12.25	8.719	11.49	12.65	6.364	4.784
	54	0	0	0	0	0	0	0
	55	0	0	0	0	0	0	0
	56	2.556	1.001	0.304	0.147	1.703	0.690	0.669
	57	0	0	0	0	0	0	0
	58	0	0	1.978	0.126	0	0	0
	59/62/75	1.180	0.337	0	0	0.067	0.091	0.377
	60	1.547	0.534	0	0	0.297	0.395	0
	61/70/74/76	18.45	5.587	10.61	6.777	12.17	3.693	1.983
	63	0	0	3.078	0.306	0	0.177	0
	64	7.058	2.820	1.650	1.710	3.946	1.147	1.095
	66	4.889	2.198	2.340	2.343	4.581	1.043	0.606
	67	0	0	1.907	0.358	1.216	0	0
	68	0	0	0	0.063	0	0	0
	72	0	0	0	0	0	0	0
	73	0	0	0	0	0	0	0
	77	0	0.443	0	0	0	0.324	0
	78	0	0	0	0	0	0	0
	79	0	0	0	0	0	0	0
	80	0	0	0	0	0	0	0
	81	0	0	0	0	0	0	0
	82	0	3.041	0.444	0.253	0	0.229	0
	83/99	5.759	12.49	4.061	1.910	3.135	1.614	0.587
	84	4.625	9.840	0.608	1.868	1.081	1.374	0
	85/116/117	9.229	9.283	0.421	0	0.500	0.724	2.058
	86/87/97/109*	0	10.50	1.217	3.525	1.175	2.579	0.845
	88/91	0	5.586	0.292	0.865	0	0.881	0
	89	0	0.331	0	0	0	0	0
	90/101/113	21.91	30.90	4.552	5.890	3.122	2.479	2.278
	92	2.264	0	0.877	1.287	0	0.881	0
	93/100	3.717	5.390	0	0	0	0.835	0.520
	94	0	0.437	0	0	0	0	0
	95	0	0.199	4.424	6.798	3.433	0	0
	96	22.51	29.03	0	0	0	4.020	2.248
	98/102	0	0.323	0	0	0	0	0
	103	5.759	12.49	0	0	0	1.614	0.587
	104	0	0.171	0	0	0	0	0
	105	0	0	0.936	0.591	0	0	0
	106	0.839	4.231	0	0	0	0.345	0.458
	107/124	0	0.523	0	0	0	0	0

Table C-1 Continued

School/House	Home	Home	Home	Home	Home	Home	Home	Home
Indoor/Outdoor	Inside	Inside	Inside	Inside	Inside	Inside	Inside	Inside
Date Deployed	6/1/2012	11/18/2011	11/20/2011	11/17/2011	11/20/2011	11/19/2011	11/19/2011	11/19/2011
Date Collected	9/13/2012	2/25/2012	2/20/2012	2/1/2012	2/24/2012	2/24/2012	2/24/2012	2/25/2012
House/School	62034	62001	62003	62005	62010	62012	62014	62018
Batch Number	SN-180 2-07	SN0177-03	SN0162-01	SN0158-06	SN0167-08	181-2-05	SN-180 2-03	SN0168-03
108	0	1.460	0	0	0	0	0	0
110/115	11.54	26.98	5.220	4.518	1.811	3.432	1.082	12.42
111	0	0	0	0	0	0	0	0
112	0	0	0	0	0	0	0	0
114	0	0.278	0	0	0	0	0	0
118	4.312	14.74	2.914	2.375	0.892	1.371	0.749	6.134
120	0	0	0	0	0	0	0	0
121	0	0	0	0	0	0	0	0
122	0	0	0	0	0	0	0	0
123	0	0	0	0	0	0	0	0
126	4.375	0.659	0	0	0.081	0	3.786	0
127	0	0	0	0	0	0.563	0	0
129/138/163	3.576	0.597	2.165	2.026	0.121	0.657	0.312	4.001
130	0	0	0	0	0	0	0	0
131	0	0	0	0	0	0	0	0
132	1.055	0.691	0.655	1.087	0	0.353	0	2.318
133	0	0	0	0	0	0	0	0
134/143	0	0	0	0.263	0	0	0	0
135/151	2.902	0.442	1.065	1.340	0.162	0.737	0	0.145
136	1.561	0.276	0.327	0.643	0.094	0.344	0	1.483
137	0	0	0	0	0	0	0	0
139/140	0	0	0	0	0	0	0	0
141	0	0.133	0	0	0	0	0	0.198
142	0	0	0	0	0	0	0	0
144	0	0	0.140	0	0	0.063	0	0
145	0	0	0	0	0	0	0	0
147/149	0.576	0.134	0.128	0.369	0	0	0	0
146	5.996	0.962	2.879	2.892	0.783	1.166	0.466	5.339
148	0	0	0	0	0	0	0	0
150	0	0	0	0	0	0	0	0
152	0	0	0	0	0	0	0	0
153/168	3.078	1.024	2.387	1.847	0.770	3.927	0.473	3.405
154	0	0	0	0	0	0	0	0
155	0	0	0	0	0	0.081	0	0
156/157	0	0	0	0	0	0	0	0
158	0	0	0	0	0	0	0	0
159	0	0	0	0	0	0	0	0
160	0	0	0	0.675	0	0	0	0
161	0	0	0.081	0	0	0	0	0
162	0	0	0	0	0	0	0	0
164	0	0	0	0	0	0	0	0
165	0	0	0	0	0	0	0	0
167	0	0	0	0	0	0	0	0
169	0	0	0	0	0	0	0	0
170	0	0	0	0	0	0	0	0
171/173	0	0	0	0	0	0	0	0
172	0	0	0	0	0	0	0	0
174	0.445	0	0	0	0	0	0	0
175	0	0	0	0	0	0	0	0
176	0.278	0	0	0	0	0	0	0
177	0	0	0	0	0	0	0	0
178	0	0	0	0	0	0	0	0
179	0.685	0	0.362	0.358	0	0	0	0
180/193	0.820	0	0.725	0	0	0.174	0	0
181	0	0	0	0	0	0	0	0
182	0	0	0	0	0	0	0	0
183	0.269	0	0.105	0	0	0	0	0
184	0	0	0	0	0	0	0	0
185	0.132	0	0	0	0	0	0	0.185
186	0	0	0	0	0	0	0	0
187	1.117	0	1.006	0.527	0	0.224	0	0.145
188	0	0	0	0	0	0	0	0
189	0	0	0	0	0	0	0	0
190	0	0	0	0	0	0	0	0
191	0	0	0	0	0	0	0	0
192	0	0	0	0	0	0	0	0
194	0	0	0	0	0	0	0	0
195	0	0	0	0	0	0	0	0
196	0	0	0	0	0	0	0	0
197	0	0	0	0	0	0	0	0
198/199	0	0	0	0	0	0	0	0
200	0	0	0	0	0	0	0	0
201	0	0	0	0	0	0	0	0
202	0	0	0	0	0	0	0	0
203	0	0	0	0	0	0	0	0
205	0	0	0	0	0	0	0	0
206	0	0.164	0	0	0	0	0	0
207	0	0	0	0	0	0	0	0
208	0	0	0	0	0	0	0	0
209	0.327	0.053	0	0	0	0.057	0.182	0





Table C-1 Continued

School/House	Home	Home	Home	Home	Home	Home	Home	Home
Indoor/Outdoor	Inside	Inside	Inside	Inside	Inside	Inside	Inside	Inside
Date Deployed	11/20/2011	12/8/2011	10/28/2011	12/16/2011	11/19/2011	12/18/2010	11/19/2011	11/22/2011
Date Collected	2/25/2012	2/24/2012	1/7/2012	3/16/2012	2/25/2012	3/24/2011	2/24/2012	2/25/2012
House/School	62034	62028	62032	62036	62040	62042	62044	62046
Batch Number	181-2-12	SN0162-12	SN0158-07	SN0167-06	SN0162-03	SN0169-01	SN0162-08	SN0167-02
107/124	0	0	0	0	0	0	0	0
108	0	0	0	0	0	0	0	0
110/115	2.565	0.687	3.910	7.936	0.817	8.904	2.555	2.678
111	0	0	0	0	0	0	0	0
112	0	0	0	0	0	0	0	0
114	0	0	0	0	0	0	0	0
118	0.911	0	2.076	3.850	0.239	3.212	1.337	1.640
120	0	0	0	0	0	0	0	0
121	0	0	0	0	0	0	0	0
122	0	0	0	0	0	0	0	0
123	0	0	0	0.482	0	0	0	0
126	1.091	0	0	0	0	0	0	0.150
127	0	0	0	0	0	0	0	0
129/138/163	1.773	0	0.463	0.554	0	1.962	0.576	0
130	0	0	0	0	0	0	0	0
131	0	0	0	0	0	0	0	0
132	0.692	0	0.816	1.262	0	1.308	0.239	0
133	0	0	0	0	0	0	0	0
134/143	0	0	0	0	0	0	0	0
135/151	1.198	0	1.199	0.236	0	2.122	0	0
136	0.512	0	0.887	0.174	0	1.411	0.315	0
137	0	0	0	0	0	0.103	0	0
139/140	0	0	0	0	0	0	0	0
141	0.537	0.080	0.453	0.195	0	0.401	0	0
142	0	0	0	0	0	0	0	0
144	0.114	0	0	0	0	0.309	0	0
145	0	0	0	0	0	0	0	0
147/149	0.137	0	0	0	0	0	0	0
146	2.697	0.434	2.731	3.696	0.249	4.096	1.065	1.161
148	0	0	0	0	0	0	0	0
150	0	0	0	0	0	0	0	0
152	0	0	0	0	0	0	0	0
153/168	0.882	0.303	1.784	2.217	0.129	1.801	0.739	0.833
154	0	0	0	0	0	0	0	0
155	0	0	0	0	0	0	0	0
156/157	0	0	0	0	0	0	0	0
158	0	0	0	0	0	0.091	0	0
159	0	0	0	0	0	0	0	0
160	0	0	0.514	0.636	0	0	0.097	0
161	0	0	0	0.133	0	0	0	0
162	0	0	0	0	0	0	0	0
164	0	0	0	0	0	0.080	0	0
165	0	0	0	0	0	0	0	0
167	0	0	0	0	0	0	0	0
169	0	0	0	0	0	0	0	0
170	0	0	0	0	0	0	0	0
171/173	0	0	0	0	0	0	0	0
172	0	0	0	0	0	0	0	0
174	0.526	0	0.100	0	0	0	0	0
175	0	0	0	0	0	0	0	0
176	0.141	0	0	0	0	0	0	0
177	0	0	0	0	0	0	0	0
178	0	0	0	0	0	0	0	0
179	0.436	0	0.393	0	0	0	0	0
180/193	0.499	0	0	0	0	0	0	0
181	0	0	0.110	0	0	0.103	0	0
182	0	0	0	0	0	0	0	0
183	0.253	0	0.090	0	0	0.091	0	0
184	0	0	0	0	0	0	0	0
185	0	0	0.090	0	0	0	0	0
186	0	0	0	0	0	0	0	0
187	0.656	0	0.554	0	0	0	0	0
188	0	0	0	0	0	0	0	0
189	0	0	0	0	0	0	0	0
190	0	0	0	0	0	0	0	0
191	0	0	0	0	0	0	0	0
192	0	0	0	0	0	0	0	0
194	0	0	0	0	0	0	0	0
195	0	0	0	0	0	0	0	0
196	0	0	0	0	0	0	0	0
197	0	0	0	0	0	0	0	0
198/199	0	0	0	0	0	0	0	0
200	0	0	0	0	0	0	0	0
201	0	0	0	0	0	0	0	0
202	0	0	0	0	0	0	0	0
203	0	0	0	0	0	0	0	0
205	0	0	0	0	0	0	0	0
206	0	0	0	0	0	0	0	0
207	0	0	0	0	0	0	0	0
208	0	0	0	0	0	0	0	0
209	0.082	0	0	0	0	0	0	0

Table C-1 Continued

School/House	Home	Home	Home	Home	Home	Home	Home	Home	
Indoor/Outdoor	Inside	Inside	Inside	Inside	Inside	Inside	Inside	Inside	
Date Deployed	11/21/2011	10/31/2011	12/19/2011	12/21/2011	12/5/2011	12/5/2011	11/19/2011	11/2/2012	
Date Collected	2/22/2012	1/27/2012	3/25/2012	3/25/2012	1/29/2012	2/25/2012	2/22/2012	2/8/2013	
House/School	62050	62078	62080	62088	62092	62094	62096	62102	
Batch Number	SN0168-12	SN0158-05	SN0168-02	SN0168-07	BH007-07	SN0162-06	SN0162-07	SN-180 2-	
Recovery	14	95.64	7.227	82.75	86.73	64.65	96.35	101.1	74.49
(%)	D-65	83.19	11.97	81.56	94.95	113.7	110.3	108.5	73.21
	166	81.08	9.079	73.51	88.69	110.0	97.83	101.1	73.65
SUM		60.47	819.7	3.314	277.5	72.42	80.43	121.4	231.6
1	0.721	0	0	2.663	1.380	0.830	1.739	0.807	
2	0.177	0	0	0.611	0.256	0.487	0.553	0.342	
3	0.951	0	0	2.525	2.205	0.425	1.166	0.935	
4	0.951	0	0.302	6.779	1.691	1.764	3.755	2.142	
5	0	0	0	0	0.158	0	0	0.079	
6	0.627	0	0	3.309	1.092	1.722	1.176	1.010	
7	0	0	0	0.691	0.298	0.197	0.197	0.298	
8	2.226	6.503	0.048	13.74	4.166	3.798	5.584	3.724	
9	0.031	0	0	0.138	0.310	0.342	0.276	0.212	
10	0	0	0	0.299	0.083	0	0.049	0.039	
11	7.506	23.10	0.821	22.89	17.09	15.25	5.119	16.53	
12/13	0	0	0	0	0.385	0	0	0.362	
15	0.501	0	0	3.735	1.124	0.778	1.433	0.969	
16	0.846	0	0	6.710	1.917	1.888	2.490	2.030	
17	0.104	0	0.072	6.295	1.901	1.816	2.619	1.936	
18/30	1.516	262.8	0	12.21	3.742	3.466	5.218	4.399	
19	0	0	0	1.556	0.392	0.249	0.859	0.628	
20/28	1.087	11.20	0.217	13.07	4.133	2.905	3.607	3.622	
21/33	0.491	6.779	0	9.350	2.273	1.660	2.026	2.381	
22	0	4.012	0.072	4.784	1.608	0.892	1.097	1.331	
23	0	0	0	0	0.030	0	0	0	
24	0.825	0	0	6.595	0.067	0	0	0	
25	0	0	0	1.072	0.338	0.114	0.345	0.322	
26/29	0.282	0	0	2.721	0.771	0.892	1.176	0.569	
27	0	0	0	0.645	0.198	0	0.316	0.227	
31	1.474	11.06	0.120	12.54	4.628	3.061	3.310	3.250	
32	0.345	3.320	0	3.458	1.043	0.923	1.195	1.013	
34	0	0	0	0	0.039	0	0	0	
35	0	0	0	0	0.154	0.062	0	0	
36	0	0	0	0	0.016	0	0	0	
37	0	0.415	0	2.098	0.664	0	0	0	
38	0	0	0	0	0.025	0	0	0	
39	0	0	0	0	0.015	0	0	0	
40/41/71	0.678	1.541	0	0	0.010	0	0.879	12.14	
42	0	0	0	0	0.350	0	1.106	3.795	
43	0	0	0	0	0.073	0	0	0.795	
44/47/65					1.622			27.48	
45/51	0	0	0	0.157	0.393	0	0.227	0	
46	0	0	0	0	0.104	0	0.138	1.188	
48	0	2.092	0	0	0.320	0	0	4.477	
49/69	0.394	7.489	0	4.859	0.877	1.073	1.630	9.299	
50/53	0	1.101	0	1.307	0.224	0.306	0	3.652	
52	1.837	60.13	0	12.52	2.833	5.437	4.960	17.84	
54	0	0	0	0	0.005	0	0	0	
55	0	0	0	0	0.015	0.500	1.541	0	
56	3.453	0	0	4.926	0.315	0.112	0	3.507	
57	0	0	0	0	0.010	0	0	0	
58	4.155	0	0	5.817	0.009	2.555	0	0	
59/62/75	0	0	0	1.138	0.083	0.337	4.268	1.886	
60	0	0.770	0	0	0.173	0	1.541	1.862	
61/70/74/76	15.00	27.20	0	26.48	1.190	7.727	23.59	14.14	
63	5.882	2.312	0	8.715	0.029	3.464	9.565	0	
64	0	1.101	0	3.630	0.555	0.357	0.395	6.015	
66	0	0	0	3.686	0.559	0	0.187	5.746	
67	4.353	1.211	0	6.065	0.023	2.442	7.006	0	
68	0	0	0	0	0.135	0	0	1.168	
72	0	0	0	0	0.008	0	0.088	0	
73	0	0	0	0	0.012	0	0	0	
77	0	0	0	0	0.026	0	0	0	
78	0	0	0	0	0.004	0	0	0	
79	0	0	0	0	0.002	0	0	0	
80	0	0	0	0	0.006	0	0	0	
81	0	0	0	0	0.004	0	0	0	
82	0	0	0	0	0.095	0	0	1.109	
83/99	0	23.35	0	1.589	0.355	2.146	1.946	2.801	
84	0.147	17.40	0	2.119	0.467	0	0.355	2.518	
85/116/117	0.789	0	0	0	0.454	0.327	0.217	5.953	
86/87/97/109*	0	35.79	0	0.575	0.437	0.429	0.701	2.848	
88/91	0	6.167	0	0	0.164	0	0.098	0	
89	0	0	0	0	0.026	0	0	0	
90/101/113	0.826	59.03	0.394	6.674	1.017	2.156	2.727	7.808	
92	0	4.515	0	0.214	0.242	0	0.227	1.778	
93/100	0	0	0	0	0.016	0	0	1.632	
94	0	0	0	0	0.011	0	0	0	
95	1.270	53.19	0.530	8.579	1.657	1.911	2.816	0	
96	0	0	0	0	0.012	0	0	7.836	
98/102	0	0	0	0	0.063	0	0	0	
103	0	0	0	0	0.017	0	0	2.801	
104	0	0	0	0	0.003	0	0	0	
105	0	8.150	0	0	0.093	0.194	0.385	0	
106	0	0	0	0	0.004	0	0	1.690	
107/124	0	0	0	0	0.022	0	0	0	

Table C-1 Continued

School/House	Home	Home	Home	Home	Home	Home	Home	Home
Indoor/Outdoor	Inside	Inside	Inside	Inside	Inside	Inside	Inside	Inside
Date Deployed	11/21/2011	10/31/2011	12/19/2011	12/21/2011	12/5/2011	12/5/2011	11/19/2011	11/2/2012
Date Collected	2/22/2012	1/27/2012	3/25/2012	3/25/2012	1/29/2012	2/25/2012	2/22/2012	2/8/2013
House/School	62050	62078	62080	62088	62092	62094	62096	62102
Batch Number	SN0168-12	SN0158-05	SN0168-02	SN0168-07	BH007-07	SN0162-06	SN0162-07	SN-180 2-01
108	0	0	0	0	0	0	0.069	0
110/115	0.394	42.07	0.612	3.698	0.736	2.309	2.766	7.649
111	0	0	0	0	0.003	0	0	0
112	0	0	0	0	0.004	0	0	0
114	0	0	0	0	0.021	0	0	0
118	0	22.02	0	1.995	0.295	0.991	1.185	2.843
120	0	0	0	0	0.010	0	0	0
121	0	0	0	0	0.005	0	0	0
122	0	0	0	0	0.011	0	0	0
123	0	0	0	0	0.011	0	0.059	0
126	0	0	0	0	0.365	0	0	3.642
127	0	0	0	0	0.005	0	0	0
129/138/163	0	18.61	0	3.145	0.139	0.132	1.254	1.470
130	0	0	0	0	0.011	0	0	0
131	0	0	0	0	0.003	0	0	0
132	0	5.507	0	1.116	0.127	0.143	0.217	0
133	0	0	0	0	0.006	0	0	0
134/143	0	2.202	0	0	0.036	0	0	0
135/151	0	9.141	0	2.987	0.170	0	0.148	1.275
136	0	6.718	0	1.499	0.078	0	0.424	0
137	0	0	0	0	0.009	0	0	0
139/140	0	0	0	0	0.006	0	0	0
141	0	1.982	0	0.687	0.047	0	0	0
142	0	0	0	0	0.000	0	0	0
144	0	0	0	0.439	0.021	0	0	0
145	0	0	0	0	0.000	0	0	0
147/149	0	0	0	0.135	0.037	0	0	0
146	0	27.20	0	5.163	0.271	1.144	1.650	3.428
148	0	0	0	0	0.001	0	0	0
150	0	0	0	0	0.002	0	0	0
152	0	0	0	0	0.001	0	0	0
153/168	0.616	16.74	0.122	4.103	0.178	0.695	1.294	2.581
154	0	0	0	0	0.014	0	0	0
155	0	0	0	0	0.012	0	0	0
156/157	0	0	0	0.078	0.016	0	0	0
158	0	0	0	0	0.003	0	0	0
159	0	0	0	0	0.003	0	0	0
160	0	15.41	0	0	0.003	0	0	0
161	0	0	0	0.112	0.002	0	0	0
162	0	0	0	0	0.014	0	0	0
164	0	0	0	0	0.008	0	0	0
165	0	0	0	0	0.003	0	0	0
167	0	0	0	0	0.012	0	0	0
169	0	0	0	0	0.002	0	0	0
170	0	0	0	0.169	0.013	0	0	0
171/173	0	0	0	0	0.007	0	0	0
172	0	0	0	0	0.006	0	0	0
174	0	0	0	1.183	0.020	0	0	1.073
175	0	0	0	0	0.000	0	0	0
176	0	0	0	0.067	0.007	0	0	0
177	0	0	0	0	0.004	0	0	0
178	0	0	0	0.169	0.005	0	0	0
179	0	4.075	0	1.183	0.035	0	0.197	0.855
180/193	0	0	0	2.457	0.018	0	0	1.427
181	0	0	0	0.157	0.001	0	0	0
182	0	0	0	0	0.003	0	0	0
183	0	0	0	1.037	0.018	0	0	0.705
184	0	0	0	0	0.004	0	0	0
185	0	0	0	0.157	0.005	0	0	0
186	0	0	0	0	0.000	0	0	0
187	0	6.167	0	2.841	0.035	0	0.276	1.634
188	0	0	0	0	0.001	0	0	0
189	0	0	0	0	0.004	0	0	0
190	0	0	0	0	0.001	0	0	0
191	0	0	0	0	0.001	0	0	0
192	0	0	0	0	0.001	0	0	0
194	0	0	0	0.608	0.008	0	0	0
195	0	0	0	0	0.007	0	0	0
196	0	0	0	0.710	0.004	0	0	0
197	0	0	0	0	0.008	0	0	0
198/199	0	0	0	0.777	0.013	0	0	0
200	0	0	0	0.180	0.009	0	0	0
201	0	0	0	0.225	0.003	0	0	0
202	0	0	0	0.101	0.023	0	0	0
203	0	0	0	0.394	0.003	0	0	0
205	0	0	0	0	0.003	0	0	0
206	0	0	0	0.338	0.007	0	0	0
207	0	0	0	0	0.003	0	0	0
208	0	0	0	0	0.003	0	0	0
209	0	0	0	0	0.023	0	0	0.062

Table C-1 Continued

School/House	Home	Home	Home	Home	Home	Home	Home	Home
Indoor/Outdoor	Inside	Inside	Inside	Inside	Inside	Inside	Inside	Inside
Date Deployed	11/21/2011	12/26/2011	12/16/2011	12/26/2011	12/19/2011	9/6/2012	11/20/2011	2/24/2012
Date Collected	2/26/2012	3/20/2012	3/15/2012	3/28/2012	3/15/2012	11/30/2012	2/25/2012	6/1/2012
House/School	62102	62118	62128	62132	62072	62014	62034	62014
Batch Number	181-2-06	179-2-09	SN0177-11	179-2-06	SN0168-08	BH005-01	181-2-12	BH007-01
Recovery (%)	14	62.07	57.62	67.03	58.87	92.40	87.32	44.59
	D-65	73.54	58.21	72.96	57.69	90.05	155.1	49.02
	166	80.02	74.15	73.51	70.69	76.64	138.5	53.44
SUM		55.87	592.5	326.7	315.9	3386.	1640.	131.5
1		0.840	19.15	13.44	0.499	208.4	65.60	0.273
2		0.319	4.458	2.672	0.039	49.59	20.56	0.640
3		1.058	23.79	14.47	0.202	323.5	137.2	0
4		1.298	2.885	14.76	1.167	95.70	128.9	3.258
5		0.077	0.128	1.520	0	0	16.76	0.064
6		0.502	1.697	7.626	0.985	104.0	83.00	1.972
7		0.277	0.224	2.436	0.059	32.90	28.47	0.389
8		2.235	3.282	28.21	1.864	415.1	309.9	6.501
9		0.137	0.330	2.898	0.129	33.95	32.89	0.285
10		0	0.084	0.972	0.028	6.049	8.809	0.044
11		15.03	13.25	31.34	6.596	14.50	26.02	22.90
12/13		0.279	0.426	3.019	0.122	43.65	22.18	0.630
15		0.695	0.985	7.900	0.551	148.3	69.31	1.379
16		1.111	6.191	9.142	1.086	148.2	50.44	4.215
17		0.965	4.608	9.324	1.168	122.0	58.52	4.348
18/30		2.249	8.419	20.45	2.097	228.6	107.1	9.277
19		0.330	1.298	2.858	0.288	26.13	16.19	1.326
20/28		2.481	7.493	16.61	2.099	228.8	74.80	6.374
21/33		1.503	4.867	10.31	1.207	165.0	39.53	4.064
22		0.747	2.476	5.537	0.700	79.15	25.29	2.273
23		0	0	0	0	0	0.170	0
24		0	0	0.215	0.032	145.8	1.895	0.103
25		0.155	0.485	1.382	0.143	21.26	7.633	0.703
26/29		0.380	1.290	3.006	0.372	43.97	15.91	1.360
27		0.086	0.410	1.104	0.135	14.44	5.439	0.603
31		2.108	5.843	15.28	2.040	197.1	79.33	6.625
32		0.573	1.639	5.173	0.570	62.78	25.85	2.166
34		0	0	0	0	0	0.309	0
35		0	0	0	0	0	0.803	0
36		0	0	0	0	0.064	0.142	0
37		0.529	1.142	1.648	0.317	29.28	9.648	0.589
38		0	0	0	0	0	0.031	0
39		0	0	0	0	0	0.121	0
40/41/71		0	36.89	4.374	8.432	25.84	0.070	0
42		0.356	17.36	1.586	4.154	31.01	3.404	5.574
43		0	5.893	0.565	0	5.284	0.754	0.938
44/47/65		3.676	160.9	9.082	63.00		10.16	0.162
45/51		0.697	0	2.434	0	12.51	2.798	6.327
46		0	7.293	0.415	0	7.267	1.086	0.816
48		0.306	11.11	1.847	3.432	22.42	3.483	6.016
49/69		0.995	25.90	4.744	10.79	44.19	8.586	0.249
50/53		0.278	9.114	1.274	3.477	16.77	2.550	0.661
52		1.860	85.76	12.07	29.68	61.38	22.28	0.591
54		0	0	0	0	0	0.054	6.068
55		0	0	0	0	0	0.178	0.295
56		0.546	6.195	1.592	5.782	15.46	3.813	0.920
57		0	0	0	0	0	0.049	0.403
58		0	0	0	0	1.552	0.044	0
59/62/75		0.195	0	0.401	0	29.23	0.777	0
60		0	2.147	0.812	3.106	9.772	2.120	0.248
61/70/74/76		1.459	37.97	8.282	21.65	0	12.78	0
63		0	0.919	0	0	5.036	0.294	0
64		0.487	13.20	2.629	6.302	22.93	5.287	1.184
66		0.690	14.43	2.848	9.302	32.68	6.762	2.289
67		0	0	0	0	2.766	0.234	0
68		0.345	14.06	0.143	4.451	0	0.118	0.287
72		0	0	0	0	0	0.044	0
73		0	0	0	0	5.023	0	0
77		0	0	0	0	0	0.750	0
78		0	0	0	0	0	0.007	0
79		0	0	0	0	0	0.038	0
80		0	0	0	0	0.287	0.009	0
81		0	0	0	0	0	0.060	0
82		0	0.172	0.346	1.179	0.391	0.737	0.274
83/99		0.388	0.456	2.105	5.721		2.881	1.059
84		0.197	0.505	1.898	4.487	2.713	2.733	0.879
85/116/117		0.495	0.464	2.509	5.466	0	1.225	0.996
86/87/97/109*		0.538	0.334	1.506	3.507	1.748	4.160	1.533
88/91		0	0	0	0	1.082	0.905	0.626
89		0	0	0	0	0	0.125	0
90/101/113		0.536	1.117	0	12.90	7.045	10.01	2.402
92		0	0.206	0.963	1.119	0.743	1.945	0.804
93/100		0.131	0.235	1.002	2.408	0.221	0.071	0
94		0	0	0	0	0	0.055	0
95		0	0	0	0	7.345	11.12	3.765
96		1.240	1.602	6.580	12.75	0	0.056	0
98/102		0	0	0	0	0.300	0.271	0
103		0.342	0.456	1.905	5.721	0	0.060	0
104		0	0	0	0	0	0.003	0
105		0	0	0	0	1.265	1.345	0
106		0	0.221	0.683	2.626	0	0.003	0
107/124		0	0	0.192	0.316		0.252	0

Table C-1 Continued

School/House	Home	Home	Home	Home	Home	Home	Home	Home
Indoor/Outdoor	Inside	Inside	Inside	Inside	Inside	Inside	Inside	Inside
Date Deployed	11/21/2011	12/26/2011	12/16/2011	12/26/2011	12/19/2011	9/6/2012	11/20/2011	2/24/2012
Date Collected	2/26/2012	3/20/2012	3/15/2012	3/28/2012	3/15/2012	11/30/2012	2/25/2012	6/1/2012
House/School	62102	62118	62128	62132	62072	62014	62034	62014
Batch Number	181-2-06	179-2-09	SN0177-11	179-2-06	SN0168-08	BH005-01	181-2-12	BH007-01
108	0	0	0.208	0.761	0	0.177	0	0.320
110/115	0.879	0.926	4.599	13.95	5.427	8.560	2.565	15.48
111	0	0	0	0	0	0.005	0	0.014
112	0	0	0	0	0	0.018	0	0.017
114	0	0	0.079	0	0	0.106	0	0.207
118	0.323	0.519	2.015	8.129	3.118	4.406	0.911	8.371
120	0	0	0	0	0	0.008	0	0.041
121	0	0	0	0	0	0.003	0	0.012
122	0	0	0	0	0	0.058	0	0.115
123	0	0	0.126	0	0	0.080	0	0.132
126	0.931	0.302	0.780	0	0	0.354	1.091	0.420
127	0	0	0	0	0	0.018	0	0.018
129/138/163	0.286	4.578	1.518	6.559	2.557	3.699	1.773	6.124
130	0	0.887	0	0	0	0.165	0	0.308
131	0	0	0	0	0	0.110	0	0.179
132	0	1.429	0.635	0	0.156	2.027	0.692	3.652
133	0	0	0	0	0	0.069	0	0.122
134/143	0	0	0	2.388	0	0.376	0	0.907
135/151	0.212	1.492	1.207	2.105	0.156	3.001	1.198	5.687
136	0	0.564	0.533	0.985	0.743	0.969	0.512	1.917
137	0	0	0	0	0	0.160	0	0.235
139/140	0	0	0.094	0	0	0.102	0	0.198
141	0.097	1.209	0.314	1.257	0.117	1.267	0.537	2.309
142	0	0	0	0	0	0.000	0	0.004
144	0	0	0.155	0.403	0.104	0.684	0.114	1.289
145	0	0	0	0	0	0.003	0	0.002
147/149	0	0.352	0.249	0.458	0.117	0.627	0.137	1.167
146	0.445	2.761	2.525	5.667	2.361	6.040	2.697	9.457
148	0	0	0	0	0	0.005	0	0.009
150	0	0	0	0	0	0.007	0	0.026
152	0	0	0	0	0	0.004	0	0.013
153/168	0.262	2.033	1.389	5.520	2.505	4.478	0.882	8.082
154	0	0	0.088	0	0	0	0	0
155	0	0	0.089	0	0	0.026	0	0.070
156/157	0	0	0	0	0	0.170	0	0.318
158	0	0	0.172	0.436	0	0.425	0	0.747
159	0	0	0	0	0	0.013	0	0.020
160	0	0	0	0	0	0.006	0	0.008
161	0	0	0	0	0	8.773	0	0.001
162	0	0	0	0	0	0.025	0	0.025
164	0	0	0	0	0	0.255	0	0.396
165	0	0	0	0	0	0.000	0	0.005
167	0	0	0	0	0	0.097	0	0.169
169	0	0	0	0	0	0.012	0	0.024
170	0	0	0	0.413	1.722	0.168	0	0.271
171/173	0	0	0	0.251	0	0.226	0	0.406
172	0	1.509	0	1.296	0	0.068	0	0.126
174	0.102	0	0.284	1.361	0	0.696	0.526	1.216
175	0	0	0	0.376	0	0.063	0	0.123
176	0.089	0	0	0	0	0.270	0.141	0.494
177	0	0	0	0.943	0	0.372	0	0.651
178	0	0	0	0	0	0.190	0	0.353
179	0.072	0.361	0.389	0	0.326	0.814	0.436	1.477
180/193	0	0.441	0.424	2.097	2.792	0.500	0.499	0.824
181	0	0	0	0	0	0.006	0	0.011
182	0	0	0	0	0	0.004	0	0.010
183	0.042	0.592	0.223	1.174	0	0.745	0.253	1.221
184	0.047	0	0	0	0	0.008	0	0.031
185	0.046	0	0	0	0	0.137	0	0.203
186	0.048	0	0	0	0	6.459	0	8.373
187	0.183	0.591	0.486	2.408	0.273	0.848	0.656	1.606
188	0	0	0	0	0	0.001	0	0.003
189	0	0	0	0	0	0.003	0	0.005
190	0	0	0	0	0	0.047	0	0.064
191	0	0	0	0	0	0.010	0	0.019
192	0	0	0	0	0	0	0	0.000
194	0	0	0	0	0.287	0.037	0	0.053
195	0	0	0	0	0	0.028	0	0.036
196	0	0	0	0	0	0.066	0	0.093
197	0	0	0	0	0	0.029	0	0.043
198/199	0	0	0	0	0.143	0.152	0	0.251
200	0	0	0	0	0	0.054	0	0.100
201	0	0	0	0.100	0	0.090	0	0.139
202	0	0	0	0.420	0	0.159	0	0.288
203	0	0	0	0	0	0.116	0	0.159
205	0	0	0	0	0	0.002	0	0.006
206	0	0	0	0	0	0.020	0	0.021
207	0	0	0	0	0	0.006	0	0.014
208	0	0	0	0	0	0.018	0	0.028
209	0.062	0.120	0.025	0.135	0	0.018	0.082	0.031











Table C-1 Continued

School/House	Home	Home	Home	Home	Home	Home	Home	Home	
Indoor/Outdoor	Outside	Outside	Outside	Outside	Outside	Outside	Outside	Outside	
Date Deployed	6/23/2012	3/24/2012	6/22/2012	6/23/2012	7/3/2012	7/4/2012	6/4/2012	5/30/2012	
Date Collected	9/13/2012	10/16/2012	10/8/2012	9/13/2012	9/7/2012	10/18/2012	8/19/2012	8/20/2012	
House/School	62052	62068	62072	62074	62082	62090	62094	62097	
Batch Number	SN-180 2-09	BH004-06	179-2-02	SN-180 2-06	SN0177-01	SN0176-04	SN0160-04	SN0161-04	
Recovery	14	81.22	62.98	60.61	84.66	70.48	103.0	93.72	110.2
(%)	D-65	78.99	99.22	65.92	86.65	75.21	95.61	88.06	108.6
	166	83.79	66.99	73.12	85.56	83.47	102.1	87.92	99.96
SUM		56.61	59.91	63.24	261.4	33.03	62.62	14.84	28.89
	1	1.319	2.535	0.927	0.748	1.241	0.89	0.341	0.580
	2	0.093	0.220	0	0.485	0.100	0.49	0	0
	3	0.341	1.087	0.396	1.045	0.507	0.71	0	0.235
	4	0.704	1.770	0.541	0.821	0.987	0.86	0.426	0.598
	5	0	0.116	0	0.080	0.049	0	0	1.442
	6	0.216	0.657	0.206	0.526	0.361	0.21	0	0
	7	0.043	0.221	0	0.164	0.076	0	0	0
	8	0.673	2.717	0.693	1.956	1.579	0.77	0.437	0.988
	9	0.083	0.285	0.087	0.166	0	0	0	0
	10	0.031	0.092	0.033	0.017	0.024	0	0	0
	11	1.530	6.516	0.602	6.951	1.427	1.28	2.635	1.124
	12/13	0	0.252	0	0.433	0	0	0	0.045
	15	0.130	0.538	0	0.564	0.332	0	0	0.689
	16	0.307	1.117	0.374	1.142	0.945	0.15	0	0.843
	17	0.316	1.082	0.402	1.140	0.939	0.341	0.341	0.625
	18/30	0.632	2.204	0.794	2.444	2.216	1.3	0	1.034
	19	0.098	0.265	0.100	0.271	0.381	0	0	0.081
	20/28	0.534	2.358	0.682	2.272	1.916	1.03	1.451	2.023
	21/33	0.278	1.296	0.505	1.610	1.058	0.906	0.906	1.143
	22	0.147	0.995	0.235	0.698	0.608	0.11	0.501	0.780
	23	0	0.022	0	0	0	0	0	0
	24	0	0.044	0	0.031	0	0	0	0
	25	0.031	0.218	0.061	0.179	0.129	0	0	0
	26/29	0.076	0.446	0.143	0.426	0.383	0.92	0.682	0.127
	27	0	0.131	0.052	0.159	0.140	0	0.064	0
	31	0.503	2.681	0.652	2.117	1.598	0.52	1.195	2.013
	32	0.179	0.663	0.238	0.704	0.562	0.05	0.256	0.326
	34	0	0.026	0	0	0	0	0	0
	35	0.101	0.135	0	0.074	0	0	0	0
	36	0	0.024	0	0	0	0	0	0
	37	0.073	0.422	0	0.286	0.261	0.320	0.320	0.136
	38	0	0.031	0	0	0	0	0	0
	39	0	0.021	0	0	0	0	0	0
	40/41/71	1.600	0.006	1.702	8.011	0.535	47.99	0	0
	42	0	0.338	1.917	3.136	0.275	0.107	0	0
	43	0	0.053	0	0.817	0	0	0	0
	44/47/65	3.591	1.129	4.096	23.70	1.084	0	0.386	0
	45/51	0	0.271	0	0	0.340	0	0	0
	46	0	0.096	0	1.151	0	0	0	0
	48	0	0.241	0.932	2.352	0.171	0	0	0
	49/69	1.970	0.795	2.594	10.90	0.803	0.146	0.170	0.880
	50/53	0	0.210	0.729	2.398	0.391	0	0.079	0
	52	5.002	2.263	7.647	37.13	1.501	1.517	0.580	2.631
	54	0	0.003	0	0	0	0	0	0
	55	0	0.015	0	0	0	0	0	0.380
	56	0	0.275	0	2.146	0.228	0.068	0	0
	57	0	0.006	0	0	0	0	0	0
	58	0	0.003	0	0	0	0	0	0
	59/62/75	0	0.082	0	1.217	0	0	0.068	0
	60	0	0.156	0	1.332	0.258	0	0	0
	61/70/74/76	3.268	1.169	3.532	14.14	1.039	0	1.478	2.080
	63	0	0.028	0	0	0	0.068	0	0
	64	1.320	0.589	2.082	5.499	0.497	0	0	0.830
	66	1.030	0.487	1.932	5.078	0.573	0.088	0.398	0
	67	0	0.022	0	0	0	0	0	0
	68	0	0.086	0	1.212	0	0	0	0
	72	0	0.009	0	0	0	0	0	0
	73	0	0.014	0	0.593	0	0	0	0
	77	0	0.065	0	0	0	0	0	0
	78	0	0.010	0	0	0	0	0	0
	79	0	0.004	0	0	0	0	0	0
	80	0	0.002	0	0	0	0	0	0
	81	0	0.003	0	0	0	0	0	0
	82	0	0.153	0	0	0	0	0	0
	83/99	2.197	0.972	2.118	5.602	0.318	0.146	0	0.380
	84	0	0.470	0	5.824	0.454	0	0	0
	85/116/117	5.364	0.782	2.561	9.948	1.018	0.176	0.102	0
	86/87/97/109*	0	0.766	1.314	0	0.494	0	0	0.710
	88/91	0	0.156	0	0	0	0.137	0	0.160
	89	0	0.022	0	0	0	0	0	0
	90/101/113	4.368	1.305	3.637	16.95	0	0.822	0.625	1.450
	92	0	0.295	0	3.052	0	0	0	0
	93/100	0	0.010	0	3.340	0	0	0	0
	94	0	0.010	0	0	0	0	0	0
	95	0	1.533	0	0	0	0.949	0.864	1.470
	96	3.596	0.011	3.751	23.37	0.853	0	0	0
	98/102	0	0.048	0	0	0	0	0	0
	103	2.197	0.012	0.840	5.602	0.318	0	0	0
	104	0	0.001	0	0	0	0	0	0
	105	0	0.528	0	0	0	0	0	0.300
	106	0	0.001	0	1.239	0	0	0	0
	107/124	0	0.081	0	0	0	0	0	0

Table C-1 Continued

School/House Indoor/Outdoor	Home	Home	Home	Home	Home	Home	Home	Home
	Outside	Outside	Outside	Outside	Outside	Outside	Outside	Outside
Date Deployed	6/23/2012	3/24/2012	6/22/2012	6/23/2012	7/3/2012	7/4/2012	6/4/2012	5/30/2012
Date Collected	9/13/2012	10/16/2012	10/8/2012	9/13/2012	9/7/2012	10/18/2012	8/19/2012	8/20/2012
House/School	62052	62068	62072	62074	62082	62090	62094	62097
Batch Number	SN-180 2-09	BH004-06	179-2-02	SN-180 2-06	SN0177-01	SN0176-04	SN0160-04	SN0161-04
108	0	0.045	0	0	0	0	0	0
110/115	3.668	1.730	3.685	13.09	0.897	0.127	0	1.530
111	0	0.003	0	0	0	0	0	0
112	0	0.003	0.346	0	0	0	0	0
114	0	0.043	0	0	0	0	0	0
118	0.987	1.262	2.314	4.343	0.383	0.352	0	0.620
120	0	0.007	0	0	0	0	0	0
121	0	0.002	0	0	0	0	0	0
122	0	0.022	0	0	0	0	0	0
123	0	0.015	0	0	0	0	0	0
126	4.470	0.661	2.862	4.568	0.707	0	0	0
127	0	0.001	0	0	0	0	0	0
129/138/163	0.777	1.709	0	1.735	0.517	0.244	0.068	0.290
130	0	0.103	0	0	0	0	0	0
131	0	0.035	0	0	0	0	0	0
132	0	0.679	0	0.729	0.169	0	0	0
133	0	0.019	0	0	0	0	0	0
134/143	0	0.109	0	0	0	0	0	0
135/151	0.471	0.582	0	2.096	0	0	0	0
136	0	0.207	0	0.848	0	0	0	0
137	0	0.090	0	0	0	0	0	0
139/140	0	0.036	0	0	0	0	0	0
141	0	0.326	1.123	0.431	0.171	0	0	0
142	0	0.001	0	0	0	0	0	0
144	0	0.093	0	0	0	0	0	0
145	0	0.000	0	0	0	0	0	0
147/149	0	0.223	0	0.373	0	0	0	0
146	1.288	1.379	1.217	4.314	0.517	0.068	0.204	0.230
148	0	0.002	0	0	0	0	0	0
150	0	0.005	0	0	0	0	0	0
152	0	0.001	0	0	0	0	0	0
153/168	0.873	1.215	0.525	2.435	0.387	0.323	0.261	0.110
154	0	0	0	0	0.073	0	0	0
155	0	0.005	0	0	0	0	0	0
156/157	0	0.112	0	0	0	0	0	0
158	0	0.186	0	0	0	0	0	0
159	0	0.008	0	0	0	0	0	0
160	0	0.000	0	0	0	0	0	0
161	0	0.000	0	0	0	0	0	0
162	0	0.013	0	0	0	0	0	0
164	0	0.112	0	0	0	0	0	0
165	0	0.000	0	0	0	0	0	0
167	0	0.050	0	0	0	0	0	0
169	0	0.009	0	0	0	0	0	0
170	0	0.084	0	0	0	0	0	0
171/173	0	0.057	0	0	0	0	0	0
172	0	0.021	1.301	0	0	0	0	0
174	0	0.179	0	0.397	0	0	0	0
175	0	0.010	0	0	0	0	0	0
176	0	0.040	0	0.186	0	0	0	0
177	0	0.103	0	0.235	0	0	0	0
178	0	0.047	0	0	0	0	0	0
179	0	0.137	0	0.364	0	0	0	0
180/193	0	0.230	0.546	0.661	0	0	0	0
181	0	0.002	0	0.163	0	0	0	0
182	0	0.002	0	0	0	0	0	0
183	0	0.109	0.198	0.243	0	0	0	0
184	0	0.007	0	0	0	0	0	0
185	0	0.019	0	0.176	0	0	0	0
186	0	0.001	0	0	0	0	0	0
187	0	0.302	0	0.564	0	0	0	0
188	0	0.003	0	0	0	0	0	0
189	0	0.002	0	0	0	0	0	0
190	0	0.014	0	0	0	0	0	0
191	0	0.007	0	0	0	0	0	0
192	0	0.001	0	0	0	0	0	0
194	0	0.052	0	0	0	0	0	0
195	0	0.017	0	0	0	0	0	0
196	0	0.043	0	0	0	0	0	0
197	0	0.018	0	0	0	0	0	0
198/199	0	0.112	0	0	0	0	0	0
200	0	0.028	0	0	0	0	0	0
201	0	0.023	0	0	0	0	0	0
202	0	0.080	0	0	0	0	0	0
203	0	0.065	0	0	0	0	0	0
205	0	0.004	0	0	0	0	0	0
206	0	0.059	0	0	0.082	0	0	0
207	0	0.013	0	0	0	0	0	0
208	0	0.018	0	0	0.038	0	0	0
209	0.118	0.048	0	0.140	0.096	0	0	0

Table C-1 Continued

School/House	Home	Home	Home	Home	Home	Home	Home	Home
Indoor/Outdoor	Outside	Outside	Outside	Outside	Outside	Outside	Outside	Outside
Date Deployed	5/26/2012	3/24/2012	6/22/2012	6/23/2012	7/3/2012	7/4/2012	6/4/2012	5/30/2012
Date Collected	8/18/2012	10/16/2012	10/8/2012	9/13/2012	9/7/2012	10/18/2012	8/19/2012	8/20/2012
House/School	62102	62068	62072	62074	62082	62090	62094	62097
Batch Number	SN0163-06	BH004-06	179-2-02	SN-180 2-06	SN0177-01	SN0176-04	SN0160-04	SN0161-04
Recovery 14	76.10	81.22	62.98	60.61	84.66	70.48	103.0	93.72
D-65 166	113.2	78.99	99.22	65.92	86.65	75.21	95.61	88.06
	93.24	83.79	66.99	73.12	85.56	83.47	102.1	87.92
SUM	389.0	59.91	63.24	261.4	33.03	62.62	14.84	28.89
1	0.919	2.535	0.927	0.748	1.241	0.89	0.341	0.580
2	0.289	0.220	0	0.485	0.100	0.49	0	0
3	1.024	1.087	0.396	1.045	0.507	0.71	0	0.235
4	2.825	1.770	0.541	0.821	0.987	0.86	0.426	0.598
5	0	0.116	0	0.080	0.049	0	0	1.442
6	1.747	0.657	0.206	0.526	0.361	0.21	0	0
7	0.394	0.221	0	0.164	0.076	0	0	0
8	6.675	2.717	0.693	1.956	1.579	0.77	0.437	0.988
9	0.341	0.285	0.087	0.166	0	0	0	0
10	0	0.092	0.033	0.017	0.024	0	0	0
11	22.14	6.516	0.602	6.951	1.427	1.28	2.635	1.124
12/13	0	0.252	0	0.433	0	0	0	0.045
15	1.655	0.538	0	0.564	0.332	0	0	0.689
16	6.885	1.117	0.374	1.142	0.945	0.15	0	0.843
17	5.768	1.082	0.402	1.140	0.939	0	0.341	0.625
18/30	16.87	2.204	0.794	2.444	2.216	1.3	0	1.034
19	1.392	0.265	0.100	0.271	0.381	0	0	0.081
20/28	15.19	2.358	0.682	2.272	1.916	1.03	1.451	2.023
21/33	8.567	1.296	0.505	1.610	1.058	0	0.906	1.143
22	5.164	0.995	0.235	0.698	0.608	0.11	0.501	0.780
23	0	0.022	0	0	0	0	0	0
24	0	0.044	0	0.031	0	0	0	0
25	0.643	0.218	0.061	0.179	0.129	0	0	0
26/29	2.680	0.446	0.143	0.426	0.383	0.92	0.682	0.127
27	0.696	0.131	0.052	0.159	0.140	0	0.064	0
31	19.97	2.681	0.652	2.117	1.598	0.52	1.195	2.013
32	4.020	0.663	0.238	0.704	0.562	0.05	0.256	0.326
34	0	0.026	0	0	0	0	0	0
35	0	0.135	0	0.074	0	0	0	0
36	0	0.024	0	0	0	0	0	0
37	2.023	0.422	0	0.286	0.261	0	0.320	0.136
38	0	0.031	0	0	0	0	0	0
39	0	0.021	0	0	0	0	0	0
40/41/71	14.47	0.006	1.702	8.011	0.535	47.99	0	0
42	3.099	0.338	1.917	3.136	0.275	0.107	0	0
43	0	0.053	0	0.817	0	0	0	0
44/47/65		1.129	4.096	23.70	1.084	0	0	0
45/51	6.038	0.271	0	0	0.340	0	0.386	0
46	2.091	0.096	0	1.151	0	0	0	0
48	3.142	0.241	0.932	2.352	0.171	0	0	0
49/69	14.13	0.795	2.594	10.90	0.803	0.146	0.170	0.880
50/53	4.279	0.210	0.729	2.398	0.391	0	0.079	0
52	35.67	2.263	7.647	37.13	1.501	1.517	0.580	2.631
54	0	0.003	0	0	0	0	0	0
55	15.03	0.015	0	0	0	0	0	0.380
56	7.721	0.275	0	2.146	0.228	0.068	0	0
57	0	0.006	0	0	0	0	0	0
58	0	0.003	0	0	0	0	0	0
59/62/75	6.445	0.082	0	1.217	0	0	0.068	0
60	4.397	0.156	0	1.332	0.258	0	0	0
61/70/74/76	25.08	1.169	3.532	14.14	1.039	0	1.478	2.080
63	0	0.028	0	0	0	0.068	0	0
64	10.58	0.589	2.082	5.499	0.497	0	0	0.830
66	17.32	0.487	1.932	5.078	0.573	0.088	0.398	0
67	0	0.022	0	0	0	0	0	0
68	0	0.086	0	1.212	0	0	0	0
72	0	0.009	0	0	0	0	0	0
73	0	0.014	0	0.593	0	0	0	0
77	0	0.065	0	0	0	0	0	0
78	0	0.010	0	0	0	0	0	0
79	0	0.004	0	0	0	0	0	0
80	0	0.002	0	0	0	0	0	0
81	0	0.003	0	0	0	0	0	0
82	1.265	0.153	0	0	0	0	0	0
83/99	2.799	0.972	2.118	5.602	0.318	0.146	0	0.380
84	3.689	0.470	0	5.824	0.454	0	0	0
85/116/117	1.126	0.782	2.561	9.948	1.018	0.176	0.102	0
86/87/97/109*	2.391	0.766	1.314	0	0.494	0	0	0.710
88/91	2.059	0.156	0	0	0	0.137	0	0.160
89	0.096	0.022	0	0	0	0	0	0
90/101/113	9.008	1.305	3.637	16.95	0	0.822	0.625	1.450
92	1.254	0.295	0	3.052	0	0	0	0
93/100	0	0.010	0	3.340	0	0	0	0
94	0	0.010	0	0	0	0	0	0
95	11.41	1.533	0	0	0	0.949	0.864	1.470
96	0.268	0.011	3.751	23.37	0.853	0	0	0
98/102	0.193	0.048	0	0	0	0	0	0
103	0	0.012	0.840	5.602	0.318	0	0	0
104	0	0.001	0	0	0	0	0	0
105	1.694	0.528	0	0	0	0	0	0.300
106	0	0.001	0	1.239	0	0	0	0
107/124	0	0.081	0	0	0	0	0	0

Table C-1 Continued

School/House	Home	Home	Home	Home	Home	Home	Home	Home
Indoor/Outdoor	Outside	Outside	Outside	Outside	Outside	Outside	Outside	Outside
Date Deployed	5/26/2012	3/24/2012	6/22/2012	6/23/2012	7/3/2012	7/4/2012	6/4/2012	5/30/2012
Date Collected	8/18/2012	10/16/2012	10/8/2012	9/13/2012	9/7/2012	10/18/2012	8/19/2012	8/20/2012
House/School	62102	62068	62072	62074	62082	62090	62094	62097
Batch Number	SN0163-06	BH004-06	179-2-02	SN-180 2-06	SN0177-01	SN0176-04	SN0160-04	SN0161-04
108	0	0.045	0	0	0	0	0	0
110/115	6.016	1.730	3.685	13.09	0.897	0.127	0	1.530
111	0	0.003	0	0	0	0	0	0
112	0	0.003	0.346	0	0	0	0	0
114	0	0.043	0	0	0	0	0	0
118	3.700	1.262	2.314	4.343	0.383	0.352	0	0.620
120	0	0.007	0	0	0	0	0	0
121	0	0.002	0	0	0	0	0	0
122	0	0.022	0	0	0	0	0	0
123	0	0.015	0	0	0	0	0	0
126	0	0.661	2.862	4.568	0.707	0	0	0
127	0	0.001	0	0	0	0	0	0
129/138/163	4.172	1.709	0	1.735	0.517	0.244	0.068	0.290
130	0.117	0.103	0	0	0	0	0	0
131	0	0.035	0	0	0	0	0	0
132	1.608	0.679	0	0.729	0.169	0	0	0
133	0	0.019	0	0	0	0	0	0
134/143	0.557	0.109	0	0	0	0	0	0
135/151	4.804	0.582	0	2.096	0	0	0	0
136	2.112	0.207	0	0.848	0	0	0	0
137	0.107	0.090	0	0	0	0	0	0
139/140	0	0.036	0	0	0	0	0	0
141	1.533	0.326	1.123	0.431	0.171	0	0	0
142	0	0.001	0	0	0	0	0	0
144	0.686	0.093	0	0	0	0	0	0
145	0	0.000	0	0	0	0	0	0
147/149	0.343	0.223	0	0.373	0	0	0	0
146	8.344	1.379	1.217	4.314	0.517	0.068	0.204	0.230
148	0	0.002	0	0	0	0	0	0
150	0	0.005	0	0	0	0	0	0
152	0	0.001	0	0	0	0	0	0
153/168	5.984	1.215	0.525	2.435	0.387	0.323	0.261	0.110
154	0	0	0	0	0.073	0	0	0
155	0	0.005	0	0	0	0	0	0
156/157	0	0.112	0	0	0	0	0	0
158	0	0.186	0	0	0	0	0	0
159	0	0.008	0	0	0	0	0	0
160	0	0.000	0	0	0	0	0	0
161	0.353	0.000	0	0	0	0	0	0
162	0	0.013	0	0	0	0	0	0
164	0.085	0.112	0	0	0	0	0	0
165	0	0.000	0	0	0	0	0	0
167	0	0.050	0	0	0	0	0	0
169	0	0.009	0	0	0	0	0	0
170	0	0.084	0	0	0	0	0	0
171/173	0.139	0.057	0	0	0	0	0	0
172	0	0.021	1.301	0	0	0	0	0
174	1.780	0.179	0	0.397	0	0	0	0
175	0	0.010	0	0	0	0	0	0
176	0.482	0.040	0	0.186	0	0	0	0
177	0.975	0.103	0	0.235	0	0	0	0
178	0.182	0.047	0	0	0	0	0	0
179	2.134	0.137	0	0.364	0	0	0	0
180/193	2.273	0.230	0.546	0.661	0	0	0	0
181	1.083	0.002	0	0.163	0	0	0	0
182	0	0.002	0	0	0	0	0	0
183	0.868	0.109	0.198	0.243	0	0	0	0
184	0	0.007	0	0	0	0	0	0
185	1.083	0.019	0	0.176	0	0	0	0
186	0	0.001	0	0	0	0	0	0
187	2.831	0.302	0	0.564	0	0	0	0
188	0	0.003	0	0	0	0	0	0
189	0	0.002	0	0	0	0	0	0
190	0	0.014	0	0	0	0	0	0
191	0	0.007	0	0	0	0	0	0
192	0	0.001	0	0	0	0	0	0
194	0	0.052	0	0	0	0	0	0
195	0	0.017	0	0	0	0	0	0
196	0	0.043	0	0	0	0	0	0
197	0	0.018	0	0	0	0	0	0
198/199	0	0.112	0	0	0	0	0	0
200	0	0.028	0	0	0	0	0	0
201	0	0.023	0	0	0	0	0	0
202	0	0.080	0	0	0	0	0	0
203	0	0.065	0	0	0	0	0	0
205	0	0.004	0	0	0	0	0	0
206	0	0.059	0	0	0.082	0	0	0
207	0	0.013	0	0	0	0	0	0
208	0	0.018	0	0	0.038	0	0	0
209	0	0.048	0	0.140	0.096	0	0	0

Table C-1 Continued

School/House	Lab Blank	Field	Home	Home	Home	Home	Home	Home	
Indoor/Outdoor	NA	NA	Outside	Outside	Outside	Outside	Outside	Outside	
Date Deployed	NA	NA	2/24/2012	11/20/2011	11/18/2011	9/6/2012	11/19/2011	11/19/2011	
Date Collected	NA	9/4/2012	6/1/2012	2/20/2012	2/25/2012	11/30/2012	2/24/2012	2/25/2012	
House/School	Lab Blank	61000	62014	62003	62001	62014	62014	62018	
Batch Number	SN180-10	SN0157-07	BH007-02	SN0162-09	181-2-09	BH005-02	181-2-11	SN0167-11	
Recovery (%)	67.01 69.09 75.18	12.86 12.32 12.70	73.87 73.57 83.6	69.74 91.83 97.91	69.74 91.83 97.91	103.2 103.5 98.13	57.01 60.57 65.97	71.93 103.7 115.9	48.72 50.47 54.27
SUM	14.26	28.88	60.62	39.58	50.77	27.83	36.61	11.91	
1	0.038	0	1.453	0.571	1.038	0.761	0.817	0.373	
2	0.043	0	0.3192	0	0.572	0.186	0.564	0.068	
3	0.004	0	3.073	0	7.086	0.847	7.909	0.422	
4	0.093	0	2.058	0.784	2.788	1.280	1.223	0.107	
5	0.011	0	0.1755	0	0.076	0.081	0.052	0	
6	0.014	0	0.9021	0.368	0.673	0.526	0.386	0.068	
7	0.025	0	0.2604	0	0.259	0.136	0.105	0	
8	0.095	0	3.817	1.811	2.784	1.916	1.404	1.001	
9	0.010	0	0.3191	0	0.312	0.185	0.160	0	
10	0.024	0	0.1037	0	0.122	0.077	0.063	0	
11	0.045	0	3.596	0.639	2.385	1.564	1.784	0.431	
12/13	0.013	0	0.4386	0	0.129	0.167	0.249	0	
15	0.028	0	1.161	0.745	0.363	0.575	0.270	0.235	
16	0.132	0	1.338	1.123	1.018	0.848	0.866	0.451	
17	0.020	0	1.333	1.210	1.332	0.866	0.800	0.579	
18/30	0.034	0	2.62	1.956	3.132	1.603	1.690	0.893	
19	0.076	0	0.3593	0.077	0.556	0.263	0.337	0	
20/28	0.056	0	2.361	2.838	2.068	1.207	1.477	1.050	
21/33	0.102	0	1.202	1.675	1.111	0.572	0.838	0.608	
22	0.059	0	0.9592	1.084	0.487	0.488	0.424	0.274	
23	0.018	0.067	0.015	0	0	0.012	0	0	
24	0.004	0	0.062	0	0.043	0.025	0	0	
25	0.012	0	0.222	0	0.107	0.127	0.125	0	
26/29	0.042	0.554	0.484	0.987	0.319	0.252	0.308	0.638	
27	0.029	0	0.158	0.058	0.126	0.083	0.141	0	
31	0.072	0.392	2.600	2.382	1.790	1.399	1.152	0.961	
32	0.036	0	0.745	0.629	0.721	0.443	0.392	0.284	
34	0.006	0	0.018	0	0	0.010	0	0	
35	0.107	0	0.120	0	0	0.036	0	0	
36	0.026	0	0.016	0	0	0.011	0	0	
37	0.089	0	0.509	0.280	0.214	0.217	0.221	0	
38	0.046	0	0.022	0	0	0.011	0.041	0	
39	0.047	0	0.012	0	0	0.014	0	0	
40/41/71	0.092	0	0.005	0	0	0.003	0	0	
42	0.166	0	0.344	0	0.619	0.152	0.290	0	
43	0.060	0	0.059	0	0	0.028	0	0	
44/47/65	0.103	0	1.015	0	1.685	0.451	0.946	0	
45/51	0.339	0	0.304	0.499	0.315	0.108	0.272	0	
46	0.008	0	0.110	0	0.197	0.054	0.208	0	
48	0.134	0	0.266	0	0.288	0.119	0.320	0	
49/69	0.247	0	0.732	0.815	0.842	0.333	0.578	0.306	
50/53	0.033	0	0.201	0	0.326	0.114	0.319	0	
52	0.135	1.078	1.886	1.925	2.696	0.949	1.329	0.518	
54	0.209	0	0.006	0	0	0.004	0	0	
55	0.105	0	0.021	0	0	0.003	0	0	
56	0.023	0	0.312	0	0.201	0.109	0.225	0	
57	0.053	0	0.007	0	0	0.004	0	0	
58	0.044	0	0.004	0	0	0.001	0	0	
59/62/75	0.100	0	0.085	0	0.183	0.036	0.155	0.190	
60	0.014	0	0.194	0	0	0.064	0	0	
61/70/74/76	0.281	1.423	1.194	2.445	1.073	0.470	0.989	0	
63	0.120	0	0.029	0	0	0.011	0	0	
64	0.053	0	0.552	0.560	0.567	0.224	0.364	0	
66	0.057	0	0.556	1.161	0.293	0.213	0.430	0.127	
67	0.110	0	0.028	0	0	0.009	0	0	
68	0.099	0	0.046	0	0	0.039	0.192	0	
72	0.053	0	0.007	0	0	0.002	0	0	
73	0.126	0	0.010	0	0	0.009	0	0	
77	0.094	0	0.169	0	0	0.062	0	0	
78	0.089	0	0.005	0	0	0.004	0	0	
79	0.043	0	0.009	0	0	0.003	0	0	
80	0.038	0	0.002	0	0	0.001	0	0	
81	0.083	0	0.003	0	0	0.002	0	0	
82	0.090	0	0.248	0	0	0.085	0	0	
83/99	0.133	1.650	0.732	0.203	0.369	0.265	0.282	0	
84	0.018	1.877	0.755	0	0.454	0.295	0	0	
85/116/117	0.128	0.956	0.656	0.142	0.641	0.451	0.663	0	
86/87/97/109*	0.155	2.643	1.054	0.886	0.581	0.384	0.536	0	
88/91	0.047	1.399	0.255	0	0.331	0.099	0	0	
89	0.117	0	0.021	0	0	0.008	0	0	
90/101/113	0.305	1.095	1.929	1.508	0.830	0.703	0.491	0.666	
92	0.095	0.394	0.423	0	0.331	0.161	0	0	
93/100	0.040	0	0.019	0	0.244	0.012	0	0	
94	0.031	0	0.021	0	0	0.002	0	0	
95	0.250	0.677	2.149	1.528	0	0.881	0	0.719	
96	0.016	0	0.021	0	1.690	0.006	0.966	0	
98/102	0.436	0	0.076	0	0	0.023	0	0	
103	0.023	0	0.023	0	0.369	0.006	0.282	0	
104	0.001	0	0.002	0	0	0.001	0	0	
105	0.150	0.191	0.492	0.071	0	0.166	0	0	
106	0.012	0	0.003	0	0.089	0.003	0.134	0	
107/124	0	0	0	0	0.054	0	0	0	

Table C-1 Continued

School/House	Lab B/Lank	Field	Home	Home	Home	Home	Home	Home
Indoor/Outdoor	NA	NA	Outside	Outside	Outside	Outside	Outside	Outside
Date Deployed	NA	NA	2/24/2012	11/20/2011	11/18/2011	9/6/2012	11/19/2011	11/19/2011
Date Collected	NA	9/4/2012	6/1/2012	2/20/2012	2/25/2012	11/30/2012	2/24/2012	2/25/2012
House/School	Lab Blank	61000	62014	62003	62001	62014	62014	62018
Batch Number	SN180-10	SN0157-07	BH007-02	SN0162-09	181-2-09	BH005-02	181-2-11	SN0167-11
107	0.025		0.081		0	0.024	0	
108/124	0.063	0	0.069	0	0.043	0.019	0	0
110/115	0.371	4.031	2.128	1.385	0.967	0.779	0.710	0.412
111	0.046	0	0.001	0	0	0.001	0	0
112	0.022	0	0.008	0	0	0.000	0	0
114	0.061	0	0.044	0	0	0.014	0	0
118	0.132	1.973	1.290	0.784	0.402	0.432	0.384	0
120	0.033	0	0.006	0	0	0.000	0	0
121	0.016	0	0.000	0	0	0.000	0	0
122	0.023	0	0.027	0	0	0.012	0	0
123	0.028	0	0.031	0	0.062	0.013	0	0
126	1.064	0	0.458	0	0.815	0.400	0.882	0.243
127	0.030	0	0.004	0	0	0.002	0	0
129/138/163	0.140	1.758	0.987	0.764	0.327	0.316	0.250	0.137
130	0.056	0	0.055	0	0	0.017	0	0
131	0.017	0	0.022	0	0	0.008	0	0
132	0.066	0.562	0.545	0.254	0.124	0.156	0	0
133	0.069	0	0.016	0	0	0.002	0	0
134/143	0.026	0	0.005	0	0	0.016	0	0
135/151	0.049	1.758	0.507	0	0.132	0.142	0.143	0
136	0.021	0.430	0.157	0.091	0.162	0.050	0.107	0
137	0.073	0	0.049	0	0	0.021	0	0
139/140	0.057	0	0.032	0	0	0.007	0	0
141	0.084	0.191	0.285	0.305	0	0.096	0	0
142	0.084	0	0.000	0	0	0.001	0	0
144	0.046	0	0.079	0	0	0.024	0	0
145	0.052	0	0.001	0	0	0.001	0	0
147/149	0.028	0.287	0.182	0	0	0.045	0	0
146	0.104	0.619	0.915	1.661	0.524	0.375	0.203	0.074
148	0.037	0	0.000	0	0	0.000	0	0
150	0.014	0	0.005	0	0	0.000	0	0
152	0.066	0	0	0	0	0.000	0	0
153/168	0.026	1.531	0.949	1.436	0.223	0.286	0.141	0.063
154	0.078	0	0	0	0	0	0	0
155	0.070	0	0.001	0	0	0.000	0	0
156/157	0	0	0.076	0	0	0.025	0	0
158	0.057	0	0.114	0	0	0.042	0	0
159	0.013	0	0.006	0	0	0.006	0	0
160	0.072	0	0.007	0	0	0.000	0	0
161	0.032	0	0.000	0	0	0	0	0
162	0.028	0	0.008	0	0	0.010	0	0
164	0.023	0	0.078	0	0	0.018	0	0
165	0.046	0	0.000	0	0	0.000	0	0
167	0.012	0	0.034	0	0	0.016	0	0
169	0.069	0	0.005	0	0	0.000	0	0
170	0.092	0	0.064	0.254	0	0.031	0	0
171/173	0.065	0	0.040	0	0	0.011	0	0
172	0.144	0	0.011	0	0	0.018	0	0
174	0.028	0	0.145	0	0	0.036	0	0
175	0.091	0	0.010	0	0	0.001	0	0
176	0.068	0	0.036	0	0	0.006	0	0
177	0.133	0	0.096	0	0	0.015	0	0
178	0.145	0	0.032	0	0	0.004	0	0
179	0.055	0.191	0.169	0.132	0	0.025	0	0
180/193	0.008	0.358	0.127	1.365	0	0.055	0	0
181	0.157	0.155	0.000	0	0	0.001	0	0
182	0.079	0	0.001	0	0	0.002	0	0
183	0.020	0.167	0.135	0	0	0.029	0	0
184	0.136	0	0.002	0	0	0.002	0	0
185	0.070	0.155	0.019	0	0	0.004	0	0
186	0.181	0	0.000	0	0	0.000	0	0
187	0.075	0.311	0.199	0.173	0	0.056	0	0
188	0.075	0	0.000	0	0	0.001	0	0
189	0.063	0	0	0	0	0.000	0	0
190	0.038	0	0.006	0	0	0.003	0	0
191	0.017	0	0.002	0	0	0.001	0	0
192	0.020	0	0.000	0	0	0	0	0
194	0.184	0	0.021	0	0	0.016	0	0
195	0.771	0	0.004	0	0	0.007	0	0
196	0.186	0	0.019	0	0	0.002	0	0
197	0.024	0	0.003	0	0	0.011	0	0
198/199	0.173	0	0.058	0	0	0.018	0	0
200	0.039	0	0.022	0	0	0.008	0	0
201	0.034	0	0.024	0	0	0.004	0	0
202	0.107	0	0.055	0	0	0.031	0	0
203	0.153	0	0.046	0	0	0.016	0	0
205	0.020	0	0.002	0	0	0.002	0	0
206	0.124	0	0.012	0	0	0.019	0	0
207	0.006	0	0.007	0	0	0.003	0	0
208	0.204	0	0.004	0	0	0.002	0	0
209	0.029	0	0.035	0	0.089	0.025	0	0

Table C-1 Continued

School/House	Home	Home	Home	Home	Home	Home	Home	Home
Indoor/Outdoor	Outside	Outside	Outside	Outside	Outside	Outside	Outside	Outside
Date Deployed	11/19/2011	12/8/2011	11/16/2011	12/16/2011	11/19/2011	11/19/2011	11/22/2011	11/21/2011
Date Collected	2/24/2012	2/24/2012	2/21/2012	3/16/2012	2/25/2012	2/24/2012	2/25/2012	2/22/2012
House/School	62026	62028	62030	62036	62040	62044	62046	62050
Batch Number	181-2-08	SN0162-04	181-2-02	SN0167-01	SN0162-05	SN0163-02	SN0167-12	SN0167-09
Recovery 14	48.72	98.50	46.91	77.27	89.74	88.05	97.91	67.90
D-65	50.47	101.6	50.59	80.90	6.831	95.82	92.32	82.04
166	54.27	94.41	55.23	79.03	86.77	92.37	93.81	89.25
SUM	23.77	77.05	65.37	7.776	248.4	36.82	10.20	13.07
1	0.593	2.263	2.109	0.245	4.490	0.624	0.245	0
2	0.433	0.670	0.601	0	2.540	0	0.122	0
3	0.392	21.60	10.32	0	5.682	25.76	1.062	0
4	0.658	1.370	2.244	0.336	3.654	0.068	0.306	0
5	0	0	0.075	0	0	0	0	0
6	0.166	0.467	0.792	0	2.640	0.068	0.061	0
7	0.035	0.142	0.299	0	0.702	0	0	0
8	0.866	1.675	2.963	0.504	9.839	0.806	0.663	0.294
9	0.037	0.071	0.351	0	0.880	0	0	0
10	0	0	0.062	0	0.189	0	0	0
11	1.402	16.54	6.199	1.151	20.56	1.612	0.878	3.387
12/13	0.142	0	0	0	0.824	0	0	0
15	0.084	0.456	0.533	0	3.320	0.181	0	0
16	0.484	0.771	1.238	0.181	4.902	0.352	0	0
17	0.518	0.781	1.283	0	4.234	0.567	0	0.073
18/30	1.215	1.289	2.991	0	8.635	1.010	0.541	0
19	0.304	0.071	0.309	0	0.936	0	0	0
20/28	0.967	1.360	2.427	0.750	10.69	0.760	0.847	1.310
21/33	0.541	0.741	1.467	0.077	6.630	0.533	0.510	0.589
22	0.406	0.538	0.754	0.064	3.721	0.045	0.163	0.088
23	0	0	0	0	0	0	0	0
24	0	0	0	0.168	0	0	0	0
25	0.117	0	0.218	0	0.735	0	0	0
26/29	0.221	0.751	0.420	0	2.239	0.613	0.551	0
27	0	0	0.157	0	0.624	0	0	0
31	0.977	1.238	2.175	0.750	10.19	0.760	0.847	1.104
32	0.385	0.446	0.795	0.116	2.607	0.124	0.091	0
34	0	0	0	0	0	0	0	0
35	0	0	0	0	0.055	0	0	0
36	0	0	0	0	0	0	0	0
37	0.226	0	0	0	1.615	0	0	0
38	0	0	0	0	0	0	0	0
39	0	0	0	0	0	0	0.102	0.073
40/41/71	0	0	0	0	4.644	0	0	0
42	0	0	0.293	0	3.480	0	0	0
43	0	0	0.116	0	0	0	0	0
44/47/65	0.824	0	2.262	0	0	0	0	0
45/51	0	0	0.499	0	2.811	0	0	0
46	0	0	0.182	0	0.668	0	0	0
48	0.311	0	0.443	0	0	0	0	0
49/69	0.630	0.571	1.200	0	4.840	0	0.319	0.168
50/53	0	0.127	0.410	0	0.334	0	0	0
52	1.771	2.912	3.406	1.227	15.14	1.472	1.119	1.209
54	0	0	0	0	0	0	0	0
55	0	0	0	0	4.563	0	0	0
56	0	0	0.338	0	2.350	0	0	0
57	0	0	0	0	0	0	0	0
58	0	2.171	0	0	0	0	0	0
59/62/75	0	0.243	0	0	4.655	0	0	0
60	0	0	0.237	0	1.129	0	0	0
61/70/74/76	0.805	7.233	1.627	0	15.36	0.097	0	1.165
63	0	1.567	0	0	2.201	0	0	0
64	0.431	0.773	0.686	0	3.261	0	0	0.123
66	0.218	1.143	0.721	0	5.450	0	0	0.481
67	0	2.075	0.142	0	1.521	0	0	0
68	0	0	0.102	0	0	0	0	0
72	0	0	0	0	0	0	0	0
73	0	0	0	0	0	0	0	0
77	0	0	0	0	0	0	0	0
78	0	0	0	0	0	0	0	0
79	0	0	0	0	0	0	0	0
80	0	0	0	0	0	0	0	0
81	0	0	0	0	0	0	0	0
82	0	0	0	0	0.841	0	0	0
83/99	0.268	0.338	0.618	0.063	2.834	0	0	0.145
84	0.413	0	0.663	0	2.189	0	0	0.134
85/116/117	0.637	0	0.590	0	1.094	0.162	0	0
86/87/97/109*	0.521	0.571	0.832	0	5.762	0	0	0
88/91	0.197	0.211	0.328	0	0.414	0	0	0
89	0	0	0	0	0	0	0	0
90/101/113	0.581	0.751	1.036	0.341	8.354	0.660	0.511	0.593
92	0.197	0	0.328	0	1.025	0	0	0
93/100	0.207	0	0.349	0	0	0	0	0
94	0	0	0	0	0	0	0	0
95	0	1.122	0	0.999	8.573	0.357	0.341	0.817
96	1.448	0	2.148	0	0	0	0	0
98/102	0	0	0	0	0	0	0	0
103	0.268	0	0.618	0	0	0	0	0
104	0	0	0	0	0	0	0	0
105	0	0.074	0	0.075	1.936	0	0	0
106	0.119	0	0	0	0	0	0	0.078
107/124	0	0	0	0	0.103	0	0	0



Table C-1 Continued

School/House	Home	Home	Home	Home	Home	Home	Home	Home
Indoor/Outdoor	Outside	Outside	Outside	Outside	Outside	Outside	Outside	Outside
Date Deployed	11/19/2011	12/8/2011	11/16/2011	12/16/2011	11/19/2011	11/19/2011	11/22/2011	11/21/2011
Date Collected	2/24/2012	2/24/2012	2/21/2012	3/16/2012	2/25/2012	2/24/2012	2/25/2012	2/22/2012
House/School	62026	62028	62030	62036	62040	62044	62046	62050
Batch Number	181-2-08	SN0162-04	181-2-02	SN0167-01	SN0162-05	SN0163-02	SN0167-12	SN0167-09
108	0	0	0	0	0	0	0	0
110/115	0.591	0.783	1.424	0.253	9.806	0.097	0.373	0
111	0	0	0	0	0	0	0	0
112	0	0	0	0	0	0	0	0
114	0	0	0	0	0	0	0	0
118	0.368	0.423	0.409	0.354	4.575	0.075	0.085	0.347
120	0	0	0	0	0	0	0	0
121	0	0	0	0	0	0	0	0
122	0	0	0	0	0	0	0	0
123	0	0	0	0	0	0	0	0
126	0.901	0	0.638	0.113	0	0	0.095	0.089
127	0	0	0	0	0	0	0	0
129/138/163	0.193	0.074	0.469	0	2.627	0	0.159	0
130	0	0	0	0	0	0	0	0
131	0	0	0	0	0	0	0	0
132	0	0	0.235	0	1.348	0	0	0
133	0	0	0	0	0	0	0	0
134/143	0	0	0	0	0	0	0	0
135/151	0	0	0.282	0	0.288	0	0	0
136	0	0.074	0.210	0	0.852	0	0	0
137	0	0	0	0	0	0	0	0
139/140	0	0	0	0	0	0	0	0
141	0	0	0	0	0.795	0	0	0
142	0	0	0	0	0	0	0	0
144	0	0	0	0	0	0	0	0
145	0	0	0	0	0	0	0	0
147/149	0	0	0	0	0.472	0	0	0
146	0.524	0.285	0.513	0	4.160	0	0.202	0.302
148	0	0	0	0	0	0	0	0
150	0	0	0	0	0	0	0	0
152	0	0	0	0	0	0	0	0
153/168	0.119	0.201	0.167	0	3.134	0	0	0.324
154	0	0	0	0	0	0	0	0
155	0	0	0	0	0	0	0	0
156/157	0	0	0	0	0	0	0	0
158	0	0	0	0	0.092	0	0	0
159	0	0	0	0	0	0	0	0
160	0	0.063	0	0	0.772	0	0	0
161	0	0	0	0	0.380	0	0	0
162	0	0	0	0	0	0	0	0
164	0	0	0	0	0	0	0	0
165	0	0	0	0	0	0	0	0
167	0	0	0	0	0	0	0	0
169	0	0	0	0	0	0	0	0
170	0	0	0	0	0	0	0	0
171/173	0	0	0	0	0	0	0	0
172	0	0	0	0	0	0	0	0
174	0	0	0	0	0	0	0	0
175	0	0	0	0	0	0	0	0
176	0	0	0	0	0	0	0	0
177	0	0	0	0	0	0	0	0
178	0	0	0	0	0	0	0	0
179	0	0	0	0	0.391	0	0	0
180/193	0	0	0	0	0	0	0	0
181	0	0	0	0	0	0	0	0
182	0	0	0	0	0	0	0	0
183	0	0	0	0	0	0	0	0
184	0	0	0	0	0	0	0	0
185	0	0	0	0	0	0	0	0
186	0	0	0	0	0	0	0	0
187	0	0	0	0	0	0	0	0
188	0	0	0	0	0	0	0	0
189	0	0	0	0	0	0	0	0
190	0	0	0	0	0	0	0	0
191	0	0	0	0	0	0	0	0
192	0	0	0	0	0	0	0	0
194	0	0	0	0	0	0	0	0
195	0	0	0	0	0	0	0	0
196	0	0	0	0	0	0	0	0
197	0	0	0	0	0	0	0	0
198/199	0	0	0	0	0	0	0	0
200	0	0	0	0	0	0	0	0
201	0	0	0	0	0	0	0	0
202	0	0	0	0	0	0	0	0
203	0	0	0	0	0	0	0	0
205	0	0	0	0	0	0	0	0
206	0	0	0	0	0	0	0	0
207	0	0	0	0	0	0	0	0
208	0	0	0	0	0	0	0	0
209	0.045	0	0.042	0	0	0	0	0.168







Table C-1 Continued

School/House	Home	Home	Home	Home	Home	Home	Home	Home
Indoor/Outdoor	Outside	Outside	Outside	Outside	Outside	Outside	Outside	out
Date Deployed	12/5/2011	11/19/2011	11/2/2012	12/26/2011	11/19/2011	12/16/2011	12/26/2011	3/15/2012
Date Collected	2/25/2012	2/22/2012	2/8/2013	3/20/2012	2/24/2012	3/15/2012	3/28/2012	6/22/2012
House/School	62094	62096	62102	62118	62120	62128	62132	62072
Batch Number	SN0162-11	SN0162-02	SN-180 2-02	SN0177-08	181-2-07	SN0177-06	SN0177-09	BH006-03
108/124	0	0	0	0	0	0	0.068	0.021
110/115	0.957	0.110	4.520	0.775	0.562	0.553	0.727	0.864
111	0	0	0	0	0	0	0	0.000
112	0	0	0	0	0	0	0.127	0.001
114	0	0	0	0	0	0	0	0.013
118	0.436	0.254	0.852	0.509	0.212	0.296	0.509	0.446
120	0	0	0	0	0	0	0	0.000
121	0	0	0	0	0	0	0.076	0.001
122	0	0	0	0	0	0	0	0.008
123	0	0	0	0	0	0	0	0.009
126	0	0	3.668	0.669	0.877	0.682	0.584	0.300
127	0	0	0	0	0	0	0	0.001
129/138/163	0	0.220	0.537	0.359	0	0.266	0.392	0.277
130	0	0	0	0	0	0	0	0.015
131	0	0	0	0	0	0	0	0.008
132	0	0	0	0.145	0	0.087	0	0.149
133	0	0	0	0	0	0	0	0.005
134/143	0	0	0	0	0	0	0	0.039
135/151	0	0	1.204	0	0	0	0	0.136
136	0	0	0	0	0	0	0	0.069
137	0	0	0	0	0	0	0	0.019
139/140	0	0	0	0	0	0	0	0.011
141	0	0	0	0	0.109	0	0	0.062
142	0	0	0	0	0	0	0	0.000
144	0	0	0	0	0	0	0	0.019
145	0	0	0	0	0	0	0	0.000
147/149	0	0	0	0	0	0	0	0.044
146	0.249	0.419	1.725	0.372	0.266	0.269	0.348	0.335
148	0	0	0	0	0	0	0	0.000
150	0	0	0	0	0	0	0	0.001
152	0	0	0	0	0	0	0	0.000
153/168	0.374	0.187	1.084	0.248	0.103	0.139	0.331	0.256
154	0	0	0	0	0	0	0	0.000
155	0	0	0	0	0	0	0	0.000
156/157	0	0	0	0	0	0	0	0.017
158	0	0	0	0	0	0	0	0.023
159	0	0	0	0	0	0	0	0.008
160	0	0	0	0	0	0	0	0.001
161	0	0	0	0	0	0	0	0
162	0	0	0	0	0	0	0	0.003
164	0	0	0	0	0	0	0	0.011
165	0	0	0	0	0	0	0	0.000
167	0	0	0	0	0	0	0	0.007
169	0	0	0	0	0	0	0	0.002
170	0	0	0	0	0	0	0	0.018
171/173	0	0	0	0	0	0	0	0.004
172	0	0	0	0	0	0	0	0.003
174	0	0	0.314	0	0	0	0	0.036
175	0	0	0	0	0	0	0	0.000
176	0	0	0	0	0	0	0	0.006
177	0	0	0	0	0	0	0	0.009
178	0	0	0	0	0	0	0	0.005
179	0	0	0.371	0	0	0	0	0.028
180/193	0	0	0.339	0.288	0	0	0.116	0.052
181	0	0	0	0	0	0	0	0.000
182	0	0	0	0	0	0	0	0.003
183	0	0	0.138	0	0	0	0	0.009
184	0	0	0	0	0	0	0	0.002
185	0	0	0.187	0	0	0	0	0.008
186	0	0	0	0	0	0	0	4.730
187	0	0	0.529	0	0	0	0.180	0.050
188	0	0	0	0	0	0	0	0.000
189	0	0	0	0	0	0	0	5.233
190	0	0	0	0	0	0	0	0.002
191	0	0	0	0	0	0	0	0.001
192	0	0	0	0	0	0	0	0.000
194	0	0	0	0	0	0	0	0.016
195	0	0	0	0	0	0	0	0.005
196	0	0	0	0	0	0	0	0.005
197	0	0	0	0	0	0	0	0.005
198/199	0	0	0	0	0	0	0	0.020
200	0	0	0	0	0	0	0	0.007
201	0	0	0	0	0	0	0	0.003
202	0	0	0	0	0	0	0	0.020
203	0	0	0	0	0	0	0	0.012
205	0	0	0	0	0	0	0	0.002
206	0	0	0	0	0	0	0	0.008
207	0	0	0	0	0	0	0	0.002
208	0	0	0	0	0	0	0	0.002
209	0	0	0	0.091	0.037	0.081	0.053	0.025

Table C-1 Continued

School/House	Field	Field	Field	Field Blank	Field Blank	Field Blank	Field Blank	Field Blank	
Indoor/Outdoor	NA	NA	NA	NA	NA	NA	NA	NA	
Date Deployed	NA	NA	NA	NA	NA	NA	NA	NA	
Date Collected	2/26/2013	6/12/2013	6/24/2012	7/18/2012	1/8/2012	11/6/2012	3/2/2012	11/1/2012	
House/School	61000	61000	61000	61000	62000	62000	62000	62000	
Batch Number	BH004-09	BH003-09	BH006-08	BH005-09	SN0158-12	BH006-09	181-2-04	SN180-2-12	
Recovery	14	67.25	70.03	68.85	64.12	77.63	77.59	53.66	69.75
(%)	D-65	88.46	94.89	103.6	97.50	86.59	101.1	63.77	77.06
	166	67.87	92.66	110.9	114.4	94.17	107.9	69.97	76.96
	SUM	3.578	4.903	5.530	2.551	16.75	3.897	5.292	10.25
	1	0.068	0.029	0.048	0.022	0	0.216	0.033	0.063
	2	0.017	0.014	0.020	0.010	0	0.024	0	0
	3	0.043	0.096	2.069	0.199	0	0.201	0.031	0.047
	4	0.129	0.039	0.485	0.098	0	0.178	0	0
	5	0.011	0.003	0.008	0.005	0	0.008	0	0
	6	0.059	0.021	0.053	0.018	0	0.050	0	0
	7	0.016	0.008	0.028	0.008	0	0.021	0	0
	8	0.169	0.076	0.225	0.069	0	0.199	0.063	0.032
	9	0.017	0.009	0.015	0.007	0	0.023	0	0
	10	0.008	0.002	0.016	0.004	0	0.010	0	0
	11	0.095	0.109	0.116	0.077	0	0.198	0.121	0
	12/13	0.007	0.009	0.165	0.022	0	0.022	0	0
	15	0.042	0.032	0.039	0.021	0	0.042	0	0
	16	0.051	0.036	0.080	0.025	0	0.050	0	0
	17	0.056	0.039	0.089	0.027	0	0.065	0.025	0.066
	18/30	0.102	0.081	0.202	0.056	0	0.113	0.075	0.117
	19	0.018	0.011	0.055	0.018	0	0.020	0	0
	20/28	0.061	0.121	0.080	0.035	0.077	0.072	0.054	0.078
	21/33	0.036	0.059	0.037	0.022	0.141	0.047	0.038	0.040
	22	0.029	0.048	0.024	0.015	0	0.026	0.033	0
	23	0.001	0.001	0.002	0.000	0	0.001	0	0
	24	0.002	0.001	0.004	0.001	0	0.004	0	0
	25	0.013	0.023	0.017	0.010	0	0.011	0.035	0
	26/29	0.014	0.022	0.023	0.008	0	0.015	0	0
	27	0.005	0.004	0.010	0.001	0	0.004	0	0
	31	0.072	0.132	0.074	0.042	0	0.083	0.077	0.097
	32	0.029	0.025	0.033	0.016	0	0.032	0.037	0
	34	0.001	0.000	0.002	0.002	0	0.001	0	0
	35	0.002	0.004	0.002	0.001	0	0.001	0	0
	36	0.001	0.001	0.001	0.000	0	0.000	0	0
	37	0.008	0.027	0.014	0.010	0.051	0.013	0	0
	38	0.001	0.001	0.000	0.000	0	0.000	0	0
	39	0.000	0.001	0.000	0.000	0	0.001	0	0
	40/41/71	0.000	0.046	0.000	0.000	0	0.000	0	0
	42	0.012	0.016	0.009	0.005	0	0.006	0	0
	43	0.000	0.002	0.002	0.002	0	4.494	0	0
	44/47/65	0.049	0.080	0.040	0.036	0	0.052	0	0
	45/51	0.009	0.012	0.008	0.002	0	0.005	0	0
	46	0.001	0.004	0.003	0.000	0	0.002	0	0
	48	0.006	0.017	0.004	0.001	0	0.006	0	0
	49/69	0.027	0.054	0.028	0.023	0.180	0.030	0	0.690
	50/53	0.031	0.028	0.026	0.023	0	0.023	0	0
	52	0.094	0.140	0.118	0.095	2.644	0.102	1.042	1.273
	54	0.001	0.000	0.000	0.000	0	0.000	0	0
	55	0.000	0.001	0.000	0.000	0	0.002	0	0
	56	0.009	0.034	0.009	0.004	0	0.014	0	0
	57	0.001	0.000	8.131	0.000	0	0.000	0	0
	58	3.668	0.000	0	0.000	0	0.000	0	0
	59/62/75	0.003	0.004	0.002	0.001	0	0.003	0	0
	60	0.003	0.016	0.004	0.003	0	0.005	0	0
	61/70/74/76	0.036	0.107	0.035	0.033	1.306	0.068	0.419	1.553
	63	0.001	0.004	0.001	0.001	0	0.001	0	0
	64	0.014	0.039	0.016	0.009	0	0.016	0	0
	66	0.014	0.054	0.011	0.011	0	0.026	0	0
	67	0.001	0.000	0.000	0.000	0	0.000	0	0
	68	0.057	0.071	0.026	0.025	0	0.034	0	0
	72	0.000	0.000	0	0.000	0	0.000	0	0
	73	0.012	0.010	0.006	0.005	0	0.007	0	0
	77	0.002	0.012	0.000	0.000	0	0.002	0	0
	78	0.003	0.005	0.001	0.001	0	0.001	0	0
	79	0.000	0.000	0.000	0.000	0	0.000	0	0
	80	0.000	0.000	0.000	0.000	0	0.000	0	0
	81	0.000	0.000	0.000	0.000	0	0.000	0	0
	82	0.004	0.009	0.005	0.006	0	0.007	0	0
	83/99	0.029	0.067	0.020	0.037	1.125	0.040	0.074	0.509
	84	0.011	0.040	0.030	0.038	0.138	0.048	0	0
	85/116/117	0.568	0.843	0.271	0.339	0.212	0.302	0.476	1.349
	86/87/97/109*	0.024	0	0.024	0.041	1.008	0.061	0.307	0
	88/91	0.006	0.010	0.007	0.020	0	0.014	0	0
	89	0	0	4.686	0	0	0.000	0	0
	90/101/113	0.054	0.117	0.057	0.094	2.845	0.115	0.232	0.474
	92	0.009	0.024	0.010	0.015	0.095	0.028	0.105	0
	93/100	0.000	0.000	0.001	0.001	0	0.001	0	0
	94	0	0	0.001	0.001	0	0.000	0	0
	95	0.057	0.115	0.078	0.134	0.463	0.130	0.360	0.651
	96	0.000	0.000	0.000	0.000	0	0.000	0	0
	98/102	0.001	0.002	0.000	0.002	0	0.003	0	0
	103	0	0.000	0.002	0.001	0	0.000	0	0
	104	0.000	0.000	4.508	0.000	0	0.000	0	0
	105	0.013	0.036	0.004	0.010	0	0.024	0	0
	106	0.000	0.000	0.000	0.000	0	0.000	0	0
	107	0.000	0.008	0.001	0.002	0	0.004	0	0

Table C-1 Continued

School/House	Field	Field	Field	Field	Field Blank	Field Blank	Field Blank	Field Blank
Indoor/Outdoor	NA	NA	NA	NA	NA	NA	NA	NA
Date Deployed	NA	NA	NA	NA	NA	NA	NA	NA
Date Collected	2/26/2013	6/12/2013	6/24/2012	7/18/2012	1/8/2012	11/6/2012	3/2/2012	11/1/2012
House/School	61000	61000	61000	61000	62000	62000	62000	62000
Batch Number	BH004-09	BH003-09	BH006-08	BH005-09	SN0158-12	BH006-09	181-2-04	SN-180 2-12
108/124	0.001	0.003	0.001	0.000	0	0.003	0	0
110/115	0.080	0.144	0.068	0.084	1.720	0.125	0.335	0.485
111	0	0.000	0.000	0.000	0	8.580	0	0
112	0	0.000	9.824	0.000	0	0.000	0	0
114	0.014	0.020	0.006	0.005	0	0.008	0	0
118	0.022	0.080	0.020	0.027	0.934	0.069	0.336	0
120	0.000	0.001	0.000	9.153	0	0.000	0	0
121	0.001	0.001	2.688	0	0	0	0	0
122	0	0.001	0.000	6.240	0	0.001	0	0
123	0.000	0.001	0.000	0	0	0.003	0	0
126	0.607	1.006	0.299	0.323	0	0.316	0.584	1.783
127	0.001	0.000	0.000	0.000	0	0.000	0	0
129/138/163	0.024	0.053	0.016	0.018	0.658	0.043	0	0
130	0	0.005	0.000	6.721	0	0.001	0	0
131	0.000	9.880	0.001	9.262	0	0.002	0	0
132	0.012	0.023	0.003	0.006	0.392	0.021	0	0
133	0.000	0.001	5.749	0.000	0	8.212	0	0
134/143	0.000	0.003	8.878	0.001	0	0.004	0	0
135/151	0.008	0.017	0.005	0.017	0.084	0.018	0	0
136	0.004	0.011	0.004	0.006	0.329	0.008	0	0
137	0.000	0.000	0.000	0.000	0	0.001	0	0
139/140	0	0.000	0.000	0.000	0	0	0	0
141	0.004	0.010	0.002	0.003	0	0.008	0	0
142	0	0	0	7.571	0	0.000	0	0
144	0.003	0.001	0.001	0.001	0	0.000	0	0
145	8.849	0.000	0	0.000	0	0	0	0
147/149	0.002	0.001	0.002	0.002	0	0.005	0	0
146	0.038	0.055	0.023	0.024	1.412	0.063	0.254	0
148	0.003	0.000	4.087	0	0	0	0	0
150	0.000	9.472	0.000	0	0	0	0	0
152	0	0	0.000	0.000	0	0.000	0	0
153/168	0.026	0.036	0.017	0.016	0.934	0.048	0	0
154	0	0.002	0	0	0	0	0	0
155	9.250	0.000	0.000	0.000	0	8.634	0	0
156/157	0.006	0.003	0.001	0.002	0	0.005	0	0
158	0.001	0.005	0.002	0.000	0	0.004	0	0
159	0.017	0.005	0.005	0.003	0	0.001	0	0
160	0	0.001	0.000	4.490	0	0.000	0	0
161	0.000	0.002	3.053	0	0	0	0	0
162	0.007	0.009	0.003	0.004	0	0.004	0	0
164	0.001	0.002	0.000	0.000	0	0.001	0	0
165	0.000	0.001	0	0.000	0	0.001	0	0
167	0.010	0.001	0.001	0.002	0	0.003	0	0
169	0.003	0.004	8.470	0.000	0	0.001	0	0
170	0.001	0.004	0.000	0	0	0.000	0	0
171/173	0	0.001	0.000	0.000	0	0.000	0	0
172	0.001	0.002	0.000	0	0	0.000	0	0
174	0.001	0.010	0.002	0.000	0	0.011	0	0
175	0	0.001	6.343	0.001	0	0.000	0	0
176	0.000	0.001	0	0	0	0.000	0	0
177	0	0.004	0.000	0.000	0	0.001	0	0
178	0.001	0.001	6.621	0.000	0	0.005	0	0
179	0.003	0.005	0.002	7.455	0	0.002	0	0
180/193	0.015	0.010	0.003	0.001	0	0.011	0	0.860
181	0.000	0	6.071	0.001	0	0.000	0	0
182	0	0.001	0.001	0.000	0	0.001	0	0
183	0.004	0.006	0.000	9.591	0	0.006	0	0
184	0.001	0.001	0.000	6.074	0	0.001	0	0
185	0.006	0.002	0.001	0.000	0	0.001	0	0
186	0.001	7.328	0	0.000	0	0	0	0
187	0.016	0.020	0.006	0.004	0	0.015	0	0
188	0	6.742	0	0.002	0	0.000	0	0
189	0.000	0.001	0.000	0	0	6.959	0	0
190	0.002	0.007	0.000	5.884	0	0.000	0	0
191	0	0.002	4.085	0	0	5.836	0	0
192	0.002	0.000	0.001	0.000	0	9.431	0	0
194	0.009	0.015	0.003	0.000	0	0.002	0	0
195	0.004	0.004	0.001	0	0	0.000	0	0
196	0.008	0.005	0.004	0.000	0	0.002	0	0
197	0.019	0.003	0.002	0.014	0	0.005	0	0
198/199	0.026	0.008	0.006	0.001	0	0.004	0	0
200	0.010	0.006	0.004	0.005	0	0.005	0	0
201	0.001	0.003	0.000	0.000	0	0.001	0	0
202	0.036	0.025	0.016	0.013	0	0.015	0	0
203	0.015	0.010	0.004	0.001	0	0.004	0	0
205	0.000	0.005	0.000	0.000	0	0.001	0	0
206	0.021	0.009	0.003	0.002	0	0.007	0	0
207	0.004	0.003	0.000	0	0	8.027	0	0
208	0.004	0.005	0.001	0.001	0	0.000	0	0
209	0.052	0.027	0.027	0.023	0	0.028	0.133	0.080

Table C-1 Continued

School/House	Field	Field	Field	Field Blank	Field Blank	Lab BLank	Lab BLank	Lab BLank
Indoor/Outdoor	NA	NA	NA	NA	NA	NA	NA	NA
Date Deployed	NA	NA	NA	NA	NA	NA	NA	NA
Date Collected	12/6/2012	12/31/2012	5/25/2012	7/7/2012	8/17/2012	NA	NA	NA
House/School	62000	62000	62000	62000	62000	Lab Blank	Lab Blank	Lab Blank
Batch Number	SN0177-12	SN0177-07	SN0155-02	SN0155-07	SN0155-12	BH002-03	BH003-10	BH004-10
Recovery (%)	14 77.41	83.28	83.16	87.94	86.99	62.11	54.93	68.18
D-65	85.45	94.94	77.42	95.60	99.43	58.71	77.79	79.97
166	92.79	100.8	94.48	92.56	96.68	68.77	83.43	72.91
SUM	7.727	8.534	41.43	44.98	42.18	74.98	8.636	3.251
1	0.039	0.088	0	0.216	0.367	1.275	0.028	0.021
2	0	0	0	0	0	0.212	0.013	0.013
3	0.032	0	0	0	0	1.309	0.035	0.023
4	0.023	0	0	0	0	0.480	0.228	0.022
5	0	0	0	0	0	0	0.025	0.022
6	0	0	0	0	0	0.570	0.098	0.016
7	0	0	0	0	0	0.128	0.012	0.011
8	0.070	0	0.156	0.238	0	2.027	0.222	0.053
9	0	0	0	0	0	0.226	0.010	0.008
10	0	0	0	0	0	0.046	0.004	0.002
11	0	0	0.240	0	0	0.376	0.100	0.105
12/13	0	0	0	0	0	0.252	0.063	0.007
15	0	0	0	0	0	0.736	0.202	0.015
16	0	0	0	0	0	2.021	0.090	0.024
17	0	0	0	0	0	2.031	0.217	0.025
18/30	0.074	0.045	0	0	0	4.764	0.150	0.051
19	0	0	0	0	0	0.687	0.067	0.005
20/28	0.064	0	0	0.557	0	4.292	0.517	0.056
21/33	0	0	0	0.261	0.160	2.492	0.140	0.035
22	0	0	0.060	0	0.080	1.469	0.145	0.024
23	0	0	0	0	0	0	0.009	0.001
24	0	0	0	0	0	0	0.010	0.002
25	0	0	0	0	0	0.271	0.176	0.015
26/29	0	0	0.264	0.477	0.448	0.623	0.120	0.010
27	0	0	0	0	0	0.385	0.033	0.003
31	0.084	0	0.096	0.488	0.413	4.779	0.533	0.062
32	0	0	0	0	0	1.450	0.165	0.016
34	0	0	0	0	0	0	0.019	0.001
35	0	0	0	0	0	0	0.020	0.000
36	0	0	0	0	0	0	0.008	0.000
37	0	0	0	0.068	0	0.601	0.083	0.006
38	0	0	0	0	0	0	0.003	0.001
39	0	0	0	0	0	0	0.005	0.000
40/41/71	0	0	0	0	0	2.953	0.107	0.002
42	0	0	0	0	0.227	1.217	0.043	0.006
43	0	0	0	0	0	0.593	0.004	0.000
44/47/65	0.846	1.133	0	0	0	4.225	0.168	0.046
45/51	0	0	0	0	0	0.891	0.031	0.005
46	0	0	0	0	0	0.537	0.010	0.000
48	0	0	0	0	0	1.132	0.024	0.006
49/69	0	0	0.645	0.583	0.186	2.566	0.126	0.028
50/53	0	0	0	0	0	1.110	0.044	0.024
52	0.983	1.001	5.757	1.925	1.905	5.518	0.187	0.087
54	0	0	0	0	0	0	0.001	0.002
55	0	0	0	0	0	0	0.006	0.004
56	0	0	0	0.129	0	0.705	0.125	0.036
57	0	0	0	0	0	0	0.001	3.999
58	0	0	0	0	0	0	0.000	0.000
59/62/75	0	0	0	0	0	0.383	0.011	0.002
60	0	0	0	0	0	0.425	0.027	0.003
61/70/74/76	0	1.010	1.217	0.023	1.468	2.864	0.192	0.037
63	0	0	0	0	0	0	0.008	0.000
64	0	0	0.137	0	0.289	1.964	0.066	0.015
66	0	0	0	0.950	0	1.273	0.116	0.017
67	0	0	0	0	0	0	0.004	0.000
68	0	0	0	0	0	0	0.090	0.067
72	0	0	0	0	0	0	0.001	0.000
73	0	0	0	0	0	0	0.012	0.009
77	0	0	0	0	0	0	0.033	0.004
78	0	0	0	0	0	0	0.008	0.001
79	0	0	0	0	0	0	0.004	0.000
80	0	0	0	0	0	0	0.001	0.001
81	0	0	0	0	0	0	0.006	0.000
82	0	0	0	0.442	0.124	0	0.014	0.001
83/99	0	0.514	3.075	1.460	5.337	0	0.085	0.045
84	0	0	0.444	1.220	1.944	0.775	0.044	0.015
85/116/117	1.173	1.076	0	0	1.241	0	0.910	0.697
86/87/97/109*	0	0	3.185	4.018	3.713	1.049	0	0.022
88/91	0	0	0.751	0.831	0.589	0.322	0.022	0.007
89	0	0	0	0	0	0.282	0.003	0.000
90/101/113	0.638	0.753	7.154	7.411	0.960	1.179	0.147	0.066
92	0	0	0.571	0.572	1.303	0.603	0.032	0.012
93/100	0	0	0	0	0	0	0.005	0.001
94	0	0	0	0	0	0	0.001	0.000
95	0.822	0.566	6.223	6.730	6.195	1.735	0.114	0.072
96	0	0	0	0	0	0	0.000	0.001
98/102	0	0	0	0	0	0	0.008	0
103	0	0	0	0	0	0	0.003	0
104	0	0	0	0	0	0	0.001	0.000
105	0	0	0.719	0.691	0.672	0	0.052	0.006
106	0.170	0	0	0	0	0	0.000	6.426
107	0.185	0	0	0	0	0	0.012	7.357



Table C-1 Continued

School/House	Field	Field	Field	Field	Field Blank	Lab BLank	Lab BLank	Lab BLank
Indoor/Outdoor	NA	NA	NA	NA	NA	NA	NA	NA
Date Deployed	NA	NA	NA	NA	NA	NA	NA	NA
Date Collected	12/6/2012	12/31/2012	5/25/2012	7/7/2012	8/17/2012	NA	NA	NA
House/School	62000	62000	62000	62000	62000	Lab Blank	Lab Blank	Lab Blank
Batch Number	SN0177-12	SN0177-07	SN0155-02	SN0155-07	SN0155-12	BH002-03	BH003-10	BH004-10
108/124	0	0	0.127	0	0	0	0.004	0.002
110/115	0.461	0.444	1.546	0.596	0.088	0.940	0.200	0.115
111	0	0	0	0	0	0	0.000	0
112	0	0	0	0	0	0.191	0.000	0.001
114	0	0	0	0	0	0.250	0.033	0.014
118	0	0	0.027	3.014	2.678	0.532	0.123	0.025
120	0	0	0	0	0	0	0.000	0
121	0	0	0	0	0	0	0.000	0
122	0	0	0	0	0	0	0.000	0
123	0.159	0	0.116	0	0	0.137	0.000	0
126	1.895	1.581	0	0	0	0.722	1.186	0.702
127	0	0	0	0	0	0	0.002	0.000
129/138/163	0	0	1.481	2.203	2.172	0.332	0.056	0.019
130	0	0	0	0	0	0.135	0.003	0
131	0	0	0	0	0	0.127	0	0.000
132	0	0	0	0.669	1.158	0	0.014	0.010
133	0	0	0	0	0	0	0.000	0
134/143	0	0	0.317	0.183	0	0	0.001	0.000
135/151	0	0	0.910	1.004	1.179	0.179	0.029	0.008
136	0	0	1.026	0.713	0.775	0	0.004	0.006
137	0	0	0	0	0	0	0.005	0
139/140	0	0	0	0	0	0	0	0.001
141	0	0	0.560	0	0.103	0	0.009	0.001
142	0	0	0	0	0	0	0	0.000
144	0	0	0	0	0	0	0.001	0.000
145	0	0	0	0	0	0	0.000	0.000
147/149	0	0	0.116	0.324	0	0	0.005	0.000
146	0	0.318	1.535	3.511	1.299	0.409	0.057	0.026
148	0	0	0	0	0	0	0.001	0
150	0	0	0	0	0	0	0.000	0
152	0	0	0	0	0	0	0.001	0
153/168	0	0	0.603	2.214	2.130	0.141	0.052	0.015
154	0	0	0	0	0	0	0.001	0
155	0	0	0	0	0	0	0	0.001
156/157	0	0	0	0	0	0	0.017	0.003
158	0	0	0	0	0	0.140	0.009	0.002
159	0	0	0	0	0	0	0.007	0.003
160	0	0	0	0	1.830	0	0.004	9.342
161	0	0	0	0.270	0	0	0.000	0.000
162	0	0	0	0	0	0	0.006	0.009
164	0	0	0	0	0	0	0.001	0.000
165	0	0	0	0	0	0	0.000	0.000
167	0	0	0	0	0	0	0.006	0.011
169	0	0	0	0	0	2.916	0.003	0.002
170	0	0	0	0	0	0	0.016	0.000
171/173	0	0	0	0	0	0	0	0.006
172	0	0	0	0	0	0	0.005	0.004
174	0	0	0.518	0	0	0	0.012	0.005
175	0	0	0	0	0	0	0.000	0.000
176	0	0	0	0	0	0	0.002	0.001
177	0	0	0	0	0	0	0.004	0.000
178	0	0	0	0	0	0	0.002	0.000
179	0	0	0.508	0.172	0.299	0	0.003	0.003
180/193	0	0	0.338	0	0	0	0.028	0.011
181	0	0	0	0	0	0	0.001	0.000
182	0	0	0	0	0	0	0.007	0.000
183	0	0	0	0	0	0	0.010	0.000
184	0	0	0	0	0	0	0.002	0.001
185	0	0	0	0	0	0	0.004	0.000
186	0	0	0	0	0	0	0.000	0.000
187	0	0	0.994	0.799	0.837	0	0.020	0.011
188	0	0	0	0	0	0	0	0.000
189	0	0	0	0	0	0	0.002	0.002
190	0	0	0	0	0	0	0.004	0.001
191	0	0	0	0	0	0	0.001	0.000
192	0	0	0	0	0	0	0.000	9.174
194	0	0	0	0	0	0	0.011	0.007
195	0	0	0	0	0	0	0.007	0.000
196	0	0	0	0	0	0	0.009	0.001
197	0	0	0	0	0	0	0.013	0.013
198/199	0	0	0	0	0	0	0.004	0.008
200	0	0	0	0	0	0	0.004	0.004
201	0	0	0	0	0	0	0.004	0.003
202	0	0	0	0	0	0	0.020	0.043
203	0	0	0	0	0	0	0.005	0.005
205	0	0	0	0	0	0	0.001	0
206	0	0	0	0	0	0	0.018	0.015
207	0	0	0	0	0	0	0.004	0.004
208	0	0	0	0	0	0	0.001	0.002
209	0	0	0	0	0	0	0.039	0.053

Table C-1 Continued

School/House	Lab Blank	Lab Blank	Lab Blank	Lab Blank	Lab Blank	Lab Blank
Indoor/Outdoor	NA	NA	NA	NA	NA	NA
Date Deployed	NA	NA	NA	NA	NA	NA
Date Collected	NA	NA	NA	NA	NA	NA
House/School	lab blank	Lab Blank	Lab Blank	Lab Blank	Lab Blank	Lab Blank
Batch Number	BH005-10	BH006-10	SN0181-10	SN0178-10	SN-177-10	SN-179-10
Recovery (%)	55.92 80.89 166	69.60 92.01 110.5	57.35 61.88 74.08	81.71 79.17 87.48	52.54 69.48 72.78	58.84 63.03 69.08
SUM	1.958	1.893	11.15	21.92	19.50	11.00
1	0.013	0.017	0.091	0.052	0.038	0.250
2	0.012	0.006	0.022	0.063	0.030	0.032
3	0.013	0.017	0.035	0.053	0.051	0.030
4	0.021	0.020	0.033	0.090	0.038	0.054
5	0.007	0.016	0.023	0.038	0.028	0.033
6	0.009	0.015	0.016	0.030	0.012	0.011
7	0.005	0.006	0.000	0.037	0.027	0.027
8	0.032	0.056	0.069	0.071	0.039	0.008
9	0.002	0.006	0.001	0.001	0.030	0.006
10	0.002	0.001	0.025	0.019	0.024	0.055
11	0.090	0.087	0.012	0.160	0.054	0.023
12/13	0.007	0.019	0.005	0.161	0.100	0.120
15	0.005	0.018	0.040	0.110	0.050	0.026
16	0.013	0.017	0.006	0.138	-0.08	0.008
17	0.018	0.019	0.008	0.103	0.129	0.046
18/30	0.031	0.040	0.068	0.059	0.089	0.075
19	0.009	0.004	0.067	0.090	0.199	0.069
20/28	0.027	0.033	0.039	0.065	0.111	0.055
21/33	0.014	0.020	0.022	0.091	0.076	0.017
22	0.013	0.013	0.061	0.055	0.145	0.010
23	0.000	0.002	0.031	0.051	0.100	0.044
24	0.001	0.000	0.018	0.062	0.051	0.036
25	0.006	0.006	0.049	0.065	0.094	0.018
26/29	0.004	0.005	0.042	0.075	0.112	0.045
27	0.001	0.003	0.012	0.068	0.023	0.009
31	0.031	0.038	0.076	0.094	0.137	0.005
32	0.008	0.010	0.027	0.042	0.041	0.046
34	0.001	0.001	0.009	0.055	0.093	0.049
35	0.000	0.000	0.056	0.063	0.141	0.005
36	0	0.001	0.023	0.045	0.093	0.049
37	0.003	0.005	0	0	0.086	0.040
38	0	0.000	0.031	0.041	-0.01	0.034
39	0.000	0.001	0.026	0.056	0.137	0.087
40/41/71	0.001	0.000	0.121	0.202	0.580	0.107
42	0	0.005	0.109	0.054	0.261	0.195
43	0	6.332	0.147	0.286	0.081	0.247
44/47/65	0.026	0.026	0.062	0.265	0.024	0.034
45/51	0.001	0.003	0.092	0.111	0.159	0.168
46	0.002	0.001	0.067	0.198	0.238	0.125
48	0.002	0.002	0.090	0.155	0.067	0.074
49/69	0.020	0.021	0.085	0.072	0.073	0.073
50/53	0.028	0.021	0.157	0.113	0.128	0.049
52	0.069	0.057	0.249	0.355	0.130	0.060
54	0.000	0.000	0.090	0.224	0.033	0.051
55	0.000	0.000	0.028	0.201	0.151	0.070
56	0.007	0.023	0.114	0.190	0.144	0.011
57	0.000	0.000	0.066	0.110	0.181	0.068
58	0.000	3.377	0.023	0.028	0.212	0.102
59/62/75	0.002	0.000	0.036	0.169	0.110	0.149
60	0	0.001	0.041	0.122	0.086	0.115
61/70/74/76	0.032	0.028	0.128	0.375	0.404	0.016
63	0	0.000	0.102	0.072	0.131	0.034
64	0.002	0.009	0.009	0.191	0.194	0.151
66	0.007	0.005	0.042	0.093	0.085	0.027
67	0.000	0.000	0.088	0.146	0.082	0.036
68	0.026	0.031	0.088	0.099	0.142	0.023
72	0	3.549	0.042	0.125	0.102	0.021
73	0.013	0.005	0.023	0.087	0.096	0.037
77	0.001	0.004	0.227	0.125	0.217	0.232
78	0	0.000	0.086	0.153	0.261	0.073
79	0	0.000	0.077	0.233	0.181	0.068
80	0.000	0	0.025	0.112	0.189	0.231
81	0.000	0.000	0.076	0.135	0.226	0.119
82	0.001	0.007	0.075	0.194	-0.10	0.147
83/99	0.020	0.015	0.198	0.156	0.057	0.077
84	0.020	0.011	0.214	0.232	0.057	0.114
85/116/117	0.427	0.324	0.611	0.704	0.373	0.027
86/87/97/109*	0.017	0.023	0.238	0.272	0.190	0.049
88/91	0.007	0.003	0.051	0.437	0.099	0.093
89	0.000	0.001	0.094	0.138	0.016	0.124
90/101/113	0.077	0.049	0.169	0.328	0.260	0.071
92	0.006	0.008	0.144	0.157	0.044	0.047
93/100	0	0.000	0.137	0.134	0.059	0.039
94	0	0	0.057	0.187	0.050	0.104
95	0.114	0.070	0.106	0.378	0.270	0.008
96	0.000	4.639	0.021	0.113	0.053	0.092
98/102	0	0	0.041	0.209	0.105	0.430
103	0.000	0	0.054	0.159	0.140	0.031
104	0	0.000	0.104	0.163	0.029	0.015
105	0	0.007	0.027	0.080	0.043	0.093
106	0	0	0.030	0.166	0.092	0.003
107	0	0.000	0.097	0.087	0.042	0.007

Table C-1 Continued

School/House	Lab Blank	Lab Blank	Lab Blank	Lab Blank	Lab Blank	Lab Blank	
Indoor/Outdoor	NA	NA	NA	NA	NA	NA	
Date Deployed	NA	NA	NA	NA	NA	NA	
Date Collected	NA	NA	NA	NA	NA	NA	
House/School	lab blank	Lab Blank	Lab Blank	Lab Blank	Lab Blank	Lab Blank	
Batch Number	BH005-10	BH006-10	SN0181-10	SN0178-10	SN-177-10	SN-179-10	
108/124	0.002	0.001	0.057	0.045	0.056	0.115	
110/115	0.068	0.053	0.097	0.493	0.450	0.566	
111	0	4.676	0.066	0.146	0.074	0.024	
112	0	5.726	0.043	0.071	0.005	0.045	
114	0.000	0.008	0.050	0.116	0.085	0.028	
118	0.019	0.023	0.030	0.103	0.127	0.082	
120	0.002	0	0.036	0.176	0.078	0.094	
121	0.000	0	0.065	0.091	0.031	0.044	
122	0	7.365	0.061	0.169	0.019	0.002	
123	0.001	0.000	0.022	0.131	0.000	0.041	
126	0.283	0.333	0.858	0.275	0.090	0.082	
127	0.001	0	0.091	0.189	0.029	0.063	
129/138/163	0.002	0.007	0.037	0.052	0.123	0.037	
130	0.000	9.142	0.016	0.146	0.143	0.009	
131	0.000	0.000	0.044	0.021	0.053	0.097	
132	0.005	0.003	0.050	0.267	0.038	0.055	
133	0	0.002	0.048	0.210	0.246	0.090	
134/143	0.000	0.000	0.026	0.168	0.132	0.034	
135/151	0.013	0.006	0.088	0.074	0.129	0.014	
136	0.002	0.001	0.042	0.089	0.155	0.021	
137	0.000	0.000	0.012	0.077	0.049	0.062	
139/140	0	8.766	0.057	0.041	0.175	0.032	
141	0	0.001	0.000	0.134	0.148	0.013	
142	0.000	0.000	0.038	0.045	0.063	0.026	
144	0.001	0.001	0.061	0.058	0.155	0.071	
145	0	0.000	0.044	0.062	0.051	0.074	
147/149	0.001	8.320	0.052	0.057	0.162	0.044	
146	0.012	0.009	0.017	0.225	0.068	0.122	
148	0.003	8.482	0.012	0.073	0.158	0.025	
150	0.000	0	0.041	0.120	0.070	0.032	
152	0.000	0	0.018	0.075	0.103	0.017	
153/168	0.007	0.014	0.074	0.197	0.082	0.005	
154	0	0.000	0.065	0.118	0.071	0.035	
155	0.000	0.000	0.053	0.116	0.093	0.021	
156/157	0	0.004	0.050	0.273	0.022	0.121	
158	0.002	0.001	0.025	0.081	0.137	0.014	
159	0.000	0.005	0.051	0.112	0.170	0.090	
160	0.000	0	0.067	0.135	0.015	0.042	
161	0	0.000	0.060	0.103	0.006	0.018	
162	0.000	0.002	0.066	0.080	0.240	0.008	
164	0.000	0	0.033	0.065	0.090	0.017	
165	0.001	7.412	0.008	0.026	0.171	0.021	
167	0.002	0.003	0.031	0.083	0.098	0.014	
169	0.001	0.001	0.074	0.033	0.043	0.018	
170	0.000	0.000	0.062	0.269	0.261	0.075	
171/173	0.000	0	0.078	0.195	0.140	0.129	
172	0	0.000	0.001	0.062	0.153	0.185	
174	0	0.001	0.068	0.192	0.145	0.039	
175	0.000	0.000	0.115	0.188	0.048	0.090	
176	0	0.001	0.021	0.111	0.061	0.083	
177	0.004	0.000	0.026	0.061	0.186	0.099	
178	0.006	0.000	0.020	0.190	0.110	0.087	
179	0.004	0.001	0.057	0.198	0.024	0.088	
180/193	0.000	0.010	0.079	0.206	0.131	0.044	
181	0	0.000	0.025	0.113	0.189	0.054	
182	0.005	0.002	0.024	0.110	0.187	0.006	
183	0.000	0.002	0.055	0.155	0.159	0.003	
184	0	0.000	0.016	0.066	0.079	0.031	
185	0.000	0.000	0.006	0.134	0.029	0.074	
186	0.000	0.000	0.047	0.112	0.115	0.065	
187	0.001	0.000	0.071	0.181	0.014	0.042	
188	0.001	0	0.132	0.152	0.163	0.139	
189	0.000	0.000	0.124	0.156	0.131	0.079	
190	0.000	0.000	0.016	0.161	0.103	0.110	
191	0.000	0.001	0.080	0.174	0.122	0.092	
192	0	0	0.052	0.009	0.142	0.088	
194	0.003	0.001	0.182	0.150	0.212	0.049	
195	0.001	0.002	0.097	0.104	0.290	0.008	
196	0.003	0.000	0.129	0.245	0.213	0.046	
197	0.019	0.014	0.045	0.065	0.259	0.034	
198/199	0.001	0.003	0.007	0.470	0.252	0.050	
200	0.003	0.003	0.040	0.024	0.227	0.081	
201	0.002	0.000	0.082	0.194	0.375	-0.03	
202	0.022	0.015	0.070	0.143	0.258	0.002	
203	0.001	0.000	0.012	0.204	0.086	0.141	
205	0.001	0.000	0.140	0.059	0.171	0.218	
206	0.013	0.005	0.108	0.123	0.256	0.079	
207	0.003	0.000	0.013	0.119	0.096	0.173	
208	0.001	0.000	0.083	0.062	0.088	0.016	
209	0.045	0.030	0.051	0.039	0.206	0.059	

\*Coelution also includes congeners 119 and 125