



## Durham E-Theses

---

# *Assembly and Annotation of Sequences Surrounding the S locus in Primula vulgaris*

SMITH, MATTHEW,CHARLES

### How to cite:

---

SMITH, MATTHEW,CHARLES (2015) *Assembly and Annotation of Sequences Surrounding the S locus in Primula vulgaris*, Durham theses, Durham University. Available at Durham E-Theses Online:  
<http://etheses.dur.ac.uk/11096/>

### Use policy

---

The full-text may be used and/or reproduced, and given to third parties in any format or medium, without prior permission or charge, for personal research or study, educational, or not-for-profit purposes provided that:

- a full bibliographic reference is made to the original source
- a [link](#) is made to the metadata record in Durham E-Theses
- the full-text is not changed in any way

The full-text must not be sold in any format or medium without the formal permission of the copyright holders.

Please consult the [full Durham E-Theses policy](#) for further details.

---

Academic Support Office, Durham University, University Office, Old Elvet, Durham DH1 3HP  
e-mail: [e-theses.admin@dur.ac.uk](mailto:e-theses.admin@dur.ac.uk) Tel: +44 0191 334 6107  
<http://etheses.dur.ac.uk>

Assembly and Annotation of  
Sequences Surrounding the *S* locus in  
*Primula vulgaris*

Matthew Smith



Submitted for the Degree of Doctor of Philosophy by Research  
School of Biological and Biomedical Sciences  
2014

# Assembly and Annotation of Sequences Surrounding the *S* locus in

## *Primula vulgaris*

Matthew Smith

Since Clusius first documented floral heteromorphy in *Primula* in the 16<sup>th</sup> century, the genus has been a model system for those studying the development of different floral morphs on plants of the same species. Over the centuries, eminent botanist and geneticists, including Darwin, Hildebrand and Ernst, have furthered our understanding of the phenomenon in a number of species. In *Primula vulgaris* (Common Primrose), in which flowers take either a long styled (Pin) or short-styled (Thrum) form, heteromorphy is linked to a sporophytic self-incompatibility system, with both mechanisms under the control of the highly conserved, diallelic *Self-Incompatibility (S)* locus.

Whilst classical genetic approaches have identified basic functions of the *S* locus, as well as the order of the loci controlling these features within the locus, the molecular structure of this important region of the genome remains unknown. Recently, a number of molecular *S*-linked markers have been characterised, providing an opportunity to begin molecular characterisation of the locus as well as its immediate surroundings.

Using these markers as a guide, a single contiguous sequence has been assembled to join three of these markers together, spanning the region in which the mechanisms preventing recombination within the locus breaks down. Within this region, 51 genes have been identified and annotated. Homologues of these genes have been identified in *Solanum lycopersicum*, *Oryza sativa* and *Arabidopsis thaliana*, providing an insight into the convergence and divergence of genes between the four species.

Assembly and Annotation of Sequences  
Surrounding the *S* locus in *Primula vulgaris*

Matthew Smith

Submitted for the Degree of Doctor of Philosophy by Research  
School of Biological and Biomedical Sciences  
September 2014

# CONTENTS

<b>Abstract</b>	Page ii
<b>Contents</b>	iv
<b>List of Figures and Tables</b>	ix
<b>List of Abbreviations</b>	xii
<b>Acknowledgements</b>	xiv

<b>CHAPTER ONE: Introduction</b>	1
1.1 Overview	1
1.2 Self-incompatibility systems in <i>angiosperms</i>	2
1.2.1 Gametophytic self-incompatibility	3
1.2.2 Sporophytic self-incompatibility	5
1.2.2.i Self-incompatibility in <i>Brassicaceae</i>	6
1.2.2.ii Self-incompatibility in <i>Primula vulgaris</i>	7
1.3 Characteristics of floral heteromorphy	8
1.4 Floral heteromorphy and di-allelic self-incompatibility	11
1.4.1 Floral heteromorphy in <i>Turnera</i>	11
1.4.2 Floral heteromorphy in <i>Fagopyrum</i>	13
1.4.3 Floral heteromorphy in <i>Linum grandiflorum</i>	14
1.5 Floral heteromorphy in <i>Primulaceae</i>	16
1.5.1 Phenotypic characterisation of heteromorphy	16
1.5.2 Genetic characterisation of heteromorphy	20
1.5.3 Evolution of heteromorphy in <i>Primulaceae</i>	22
1.6 <i>S</i> locus-linked floral mutations of <i>Primula vulgaris</i>	23
1.6.1 <i>Hose in Hose</i>	24
1.6.2 <i>Sepaloid</i>	26
1.6.3 <i>Oakleaf</i>	27
1.7 Characterisation of <i>Primula vulgaris</i> <i>S</i> locus markers	28
1.7.1 PvSLP1	29
1.7.2 PvSLL1 and PvSLL2	30
1.7.3 PvGLO	31
1.8 Summary and project aims	33

<b>CHAPTER TWO: Materials and Methods</b>	<b>35</b>
2.1 Materials and Suppliers	35
2.1.1 General Suppliers	35
2.1.2 Media and Solutions	36
2.1.2.i Media	36
2.1.2.ii Solutions	37
2.1.3 Online Tools and Software	37
2.1.4 Plant Material	38
2.2 Methods	38
2.2.1 Nucleic Acid Extraction and Synthesis	38
2.2.1.i Genomic DNA Extraction	38
2.2.1.ii RNA Extraction	39
2.2.1.iii First Strand cDNA Synthesis	41
2.2.1.iv BAC DNA Extraction	42
2.2.1.v Phenol/Chloroform Precipitation of DNA	44
2.2.1.vi Nucleic Acid Quantitation	44
a) Nanodrop Spectrophotometer Quantitation	44
b) Qubit Fluorometer Quantitation	45
2.2.2 Polymerase Chain Reaction	46
2.2.2.i Primer Design and Synthesis	46
2.2.2.ii Standard PCR	46
a) Standard PCR for General Applications	46
b) Standard PCR with Proofreading	48
2.2.2.iii Long PCR	50
2.2.2.iv Rapid Amplification of 3' cDNA Ends (3' RACE) PCR	52
2.2.2.v Purification of PCR Products	54
2.2.3 Gel Electrophoresis	55
2.2.3.i Agarose Gel Electrophoresis	55
2.2.3.ii Extraction of PCR Products from Agarose Gel	56
2.2.4 Nucleic Acid Restriction	58
2.2.4.i Digestion of DNA using Restriction Enzymes	58
2.2.5 DNA Cloning	59
2.2.5.i DNA Ligation	59

2.2.5.ii Transformation of Competent Cells	59
2.2.5.iii Preparation of Plasmids for Sequencing	61
2.2.6 DNA Sequencing	62
2.2.6.i Direct DNA Sequencing	62
2.2.6.ii Next Generation DNA Sequencing	62
a) 454 Sequencing	62
b) Illumina Sequencing	62
2.2.7 Sequence Analysis of DNA	63
2.2.7.i Confirmation of Sequencing Results	63
2.2.7.ii Assembly of Sequence Contigs	63
2.2.7.iii Alignment of DNA Sequences	64
2.2.8 Annotation of DNA Sequences	64
2.2.8.i Translation of DNA Sequences.	64
2.2.8.ii Identification of Homologous Genes	64
2.2.8.iii Genetic Annotation of Sequences	65
2.2.8.iv Syntenic Mapping of Genes	65

## **CHAPTER THREE: Identification of the allelic origins of *Primula***

<b><i>vulgaris</i> cv. Blue Jeans BACs</b>	66
3.1 Introduction	66
3.1.1 Construction of the <i>P.vulgaris</i> cv. Blue Jeans BAC library	66
3.1.2 Attribution of BAC end sequences to <i>S</i> locus alleles	68
3.1.3 Selection of BACS for analysis	69
3.2 Results	70
3.2.1 <i>In vitro</i> analysis of BAC end sequences	70
3.2.1.i PCR amplification of BAC end sequences	70
3.2.1.ii Sequencing of amplified BAC end sequences	72
3.2.1.iii Restriction digestion of BAC end 81B15.F	76
3.2.2 Analysis of BAC end sequences using whole genome sequence data	77
3.3 Discussion	80
3.3.1. Allelic origins of BACs 81B15, 46P3, 9B24 and 28O8	80
3.3.1.i Analysis using <i>in vitro</i> methods	81



3.3.1.ii Analysis using <i>in silico</i> methods.	83
3.3.2 Allelic origins of remaining BACs.	86
3.3.2.i Analysis using PCR amplification	86
3.3.2.ii Analysis using <i>in silico</i> methods	87

## **CHAPTER FOUR: Assembly of *Primula* genomic DNA sequences** 89

4.1 Introduction	89
4.1.1 Assembly using <i>Blue Jeans</i> BAC DNA sequences	90
4.1.2 Assembly using wild type genomic DNA sequence	91
4.2 Results	93
4.2.1 Construction of a BAC Reference Scaffold	93
4.2.2 Assembly of <i>Primula vulgaris</i> genomic DNA sequence	98
4.2.2.i Conversion of the BAC Scaffold to Pin genomic DNA	99
4.2.2.ii Extension of genomic DNA sequences	100
4.3 Discussion	107

## **CHAPTER FIVE: Identification and annotation of *Primula vulgaris***

<b>genes</b>	111
5.1 Introduction	111
5.2 Results	112
5.2.1 Identification of <i>Primula vulgaris</i> genes	112
5.2.2 Annotation of <i>Primula vulgaris</i> genes	123
5.2.2.i Identification of <i>Primula vulgaris</i> Open Reading Frames	123
5.2.2.ii Annotation of <i>Primula vulgaris</i> gene amino acid sequences	124
5.2.2.iii Annotation of <i>Primula vulgaris</i> gene nucleotide sequences	125
5.3 Discussion	133

<b>CHAPTER SIX: Syntenic Mapping of <i>Primula vulgaris</i> genes</b>	142
6.1 Introduction	142
6.2 Results	145
6.2.1. Identification of homologous genes	145
6.2.2 Mapping the loci of homologous genes	162
6.3 Discussion	171
6.3.1 Synteny between <i>P. vulgaris</i> and <i>A. thaliana</i>	171
6.3.2 Synteny between <i>P. vulgaris</i> and <i>S. lycopersicum</i>	175
6.3.3 Synteny between <i>P. vulgaris</i> and <i>M. truncatula</i>	184
6.3.4 Synteny between <i>P. vulgaris</i> and <i>O. sativa</i>	191
6.3.5 Patterns of genetic distribution identified through syntenic mapping	198
<b>CHAPTER SEVEN: General Discussion and Conclusions</b>	201
7.1 General Discussion and Conclusions	201
<b>Appendix A</b>	206
<b>References</b>	211
<b>Accompanying Materials</b>	CD
Appendix B	
Appendix C	

## LIST OF FIGURES AND TABLES

Figure 1.1: Reciprocal Herkogamy in distylous angiosperms	10
Figure 1.2 The Pin and Thrum forms of <i>Primula vulgaris</i>	19
Figure 1.3: The <i>Hose in Hose</i> mutation in <i>Primula vulgaris</i>	25
Figure 1.4: The <i>sepaloid</i> mutation in <i>Primula vulgaris</i>	25
Figure 1.5: Summary map of <i>S</i> locus and surrounding markers	33
Table 2.1: Standard volumes of PCR reagents used in a reaction with GoTaq DNA Polymerase	47
Table 2.2: Standard conditions used for PCR with GoTaq DNA Polymerase	48
Table 2.3: Standard volumes of PCR reagents used in a reaction with Phusion DNA Polymerase	49
Table 2.4: Standard conditions used for PCR with Phusion DNA Polymerase	50
Table 2.5 Standard volumes of PCR reagents used in a reaction with Fermentas Long Enzyme Mix	51
Table 2.6: Standard condition used for PCR with Fermentas Long PCR Enzyme Mix	52
Table 2.7: Standard volumes of PCR reagents used in 3' RACE using GoTAQ DNA Polymerase	53
Table 2.8: Volumes of components used in a typical restriction digest	58
Figure 3.1 Relative positions of 23 BACs identified within the <i>P. vulgaris</i> cv. Blue Jeans BAC library	67
Figure 3.2: PCR amplification of BAC end sequences	71
Figure 3.3 PCR amplification of both BAC ends from the BACs 81B15, 46P3, 9B24 and 28O8	72
Figure 3.4 Alignment of 81B15.F sequences	73
Table 3.1 Homology between 81B15, 46P3, 9B24 and 28O8 end sequences and Pin and thrum genomic DNA	75
Table 3.2 HpyCH4V cleavage sites in 81B15.F	76
Figure 3.5 HpyCH4V digestion of 81B15.F	77
Table 3.3 Homology of BAC end sequences to Pin and Thrum genomic	78

## DNA

<b>Table 3.4 Repeated homology results for 81B15, 46P3, 9B24 and 28O8</b>	<b>84</b>
<b>Figure 4.1: The relative positions of 14 BACs cloned from <i>Primula vulgaris</i> surrounding <i>PvSLP1</i> and <i>PvGLO</i></b>	<b>90</b>
<b>Table 4.1: The BAC contigs used in the assembly of the <i>Blue Jeans</i> BAC reference scaffold</b>	<b>96</b>
<b>Figure 4.2: Sequence overlap diagram of the <i>Blue Jeans</i> BAC reference scaffold</b>	<b>97</b>
<b>Figure 4.3: Sizes and relative positions of Seq1, Seq2 and Seq3</b>	<b>102</b>
<b>Figure 4.4: Sequence overlap diagrams of Seq1, Seq2 and Seq3</b>	<b>103</b>
<b>Table 4.2: Pin genomic DNA contigs used to assemble Seq1, Seq2 and Seq2</b>	<b>106</b>
<b>Table 5.1: Genes identified within the assembled <i>P. vulgaris</i> sequence</b>	<b>114</b>
<b>Figure 5.1: The amino acid sequence of the <i>Petunia x hybrid</i> gene <i>FBP24</i>.</b>	<b>123</b>
<b>Figure 5.2: Predicted amino acid sequence of <i>PvG46</i></b>	<b>125</b>
<b>Figure 5.3: Predicted coding nucleotide sequence of <i>PvG46</i></b>	<b>126</b>
<b>Figure 5.4: Predicted genomic DNA sequence of <i>PvG46</i></b>	<b>127</b>
<b>Table 5.2: Summary of the structures of <i>PvGI-51</i></b>	<b>128</b>
<b>Figure 5.5: PCR amplification of <i>PvGI-51</i> 3' UTRs</b>	<b>133</b>
<b>Figure 5.6 cDNA sequence of FBP24 in Pin and <i>sepaloid</i></b>	<b>137</b>
<b>Figure 6.1: Phylogenetic tree showing a selection of genera from the Core Eudicots</b>	<b>144</b>
<b>Table 6.1: Homologous genes identified in <i>Arabidopsis thaliana</i></b>	<b>146</b>
<b>Table 6.2: Homologous genes identified in <i>Solanum lycopersicum</i></b>	<b>150</b>
<b>Table 6.3: Homologous genes identified in <i>Medicago truncatula</i></b>	<b>154</b>
<b>Table 6.4: Homologous genes identified in <i>Oryza sativa</i></b>	<b>158</b>
<b>Figure 6.2: Locations of homologous genes in <i>A. thaliana</i></b>	<b>163</b>
<b>Figure 6.3: Locations of homologous genes in <i>S. lycopersicum</i></b>	<b>165</b>
<b>Figure 6.4: Locations of homologous genes in <i>M. truncatula</i></b>	<b>167</b>
<b>Figure 6.5: Locations of homologous genes in <i>O. sativa</i></b>	<b>169</b>
<b>Figure 6.6: Positions of genes found in close proximity in both <i>P. vulgaris</i> and <i>A. thaliana</i></b>	<b>173</b>

<b>Figure 6.7: Positions of genes found in close proximity in both <i>P. vulgaris</i> and <i>S. lycopersicum</i></b>	<b>177</b>
<b>Figure 6.8: Positions of genes found in close proximity in both <i>P. vulgaris</i> and <i>M. truncatula</i></b>	<b>185</b>
<b>Figure 6.9: Positions of genes found in close proximity in both <i>P. vulgaris</i> and <i>O. sativa</i></b>	<b>193</b>

## **ABBREVIATIONS**

Standard one letter abbreviations for amino acids and SI units are used along with the following abbreviations

<b>aa</b>	<b>Amino acids</b>
<b>DMF</b>	<b>Dimethylformamide</b>
<b>EDTA</b>	<b>Ethylenediaminetetraacetic Acid</b>
<b>FDD</b>	<b>Fluorescent Differential Display</b>
<b>GSI</b>	<b>Gametophytic Self-Incompatibility</b>
<b>IPTG</b>	<b>Isopropylthiogalactoside</b>
<b>M-MLV</b>	<b>Moloney Murine Leukaemia Virus</b>
<b>PCR</b>	<b>Polymerase Chain Reaction</b>
<b>RACE</b>	<b>Rapid Amplification of cDNA Ends</b>
<b>RAPD</b>	<b>Random Amplified Polymorphic DNA</b>
<b>RFLP</b>	<b>Restriction Fragment Length Polymorphism</b>
<b>RT-PCR</b>	<b>Reverse Transcriptase PCR</b>
<b>S-RNase</b>	<b>Secreted RNase</b>
<b>SCAR</b>	<b>Sequenced Characterised Amplified Region</b>
<b>SEM</b>	<b>Scanning Electron Microscope</b>
<b>SI</b>	<b>Self-Incompatibility</b>
<b>SSI</b>	<b>Sporophytic Self-Incompatibility</b>
<b>TBE</b>	<b>Tris-borate-EDTA</b>
<b>UTR</b>	<b>Untranslated Region</b>
<b>WT</b>	<b>Wild Type</b>
<b>X-Gal</b>	<b>5-bromo-4-chloro-3-indolyl-<math>\beta</math>-D-galactosidase</b>

*The copyright of this thesis rests with the author. No quotation from it should be published without the author's prior written consent and information derived from it should be acknowledged*

## ACKNOWLEDGEMENTS

First and foremost, my grateful thanks go to my supervisor, Professor Phil Gilmartin, for his constant guidance, support and patience over the past four years. His enthusiasm for the topic and incredible subject knowledge helped to keep me motivated during some of the harder times and his willingness to always explain things one more time meant that I never came away from a meeting not knowing exactly what to do. Special thanks must also go to Dr Jinhong Li, who taught me everything I know about working in a lab. Without his endless patience and amiability over the past four years, much of the work described in this thesis would not have been possible, and his company day to day was invaluable. I would also like to thank the members of my thesis committee, Professor John Gatehouse, Professor Toni Slabas and Dr Martin Schroder, for their advice and guidance in our meetings and my secondary supervisor, Professor Keith Lindsey, for all of his help.

My thanks also go to the other members of the Gilmartin group, Lizzy Ingle, Jonathan Cocker and Sadiye Hayta for their company and support during my time in the group. In particular, I would also like to extend special thanks to Olivia Kent, for the help, advice, food runs, lunch time chats, coffee breaks, lifts to various parts of the country and generally keeping me sane over my final year.

I would also like to use this opportunity to thank my parents. They have always supported me and believed in me and I can never thank them enough. I would also like to thank them for the copious amounts of proof-reading and I would like to extend this to all those who passed a cursory eye over a chapter or two.

Finally to Kat, thank you for everything.



# CHAPTER ONE

## INTRODUCTION

### 1.1 Overview

As hermaphrodites, the majority of angiosperm species possess both male and female reproductive organs within their flowers. Therefore, in order to avoid self-fertilisation and inbreeding depression, many hermaphrodite angiosperms have developed a wide variety of reproductive mechanisms that can help to promote outcrossing and limit self-fertilisation (Muller, 1932, Solbrig, 1976; Charlesworth and Charlesworth, 1987; Barrett, 2002a).

One of the most important methods of promoting outcrossing is self-incompatibility; the ability a flower to reject its own pollen (de Nettancourt, 2001). In the majority of species which display self-incompatibility, this is controlled by a single, multi-allelic locus known as the *Self-Incompatibility (S)* locus (Takayama and Isogai, 2005).

An alternative, and sometimes secondary, method of promoting outcrossing is the development of morphological differences between individuals, known as heteromorphy. The *Primula* genus is a classic example of this strategy and, with over 90% heterostylous species, has the largest number of heteromorphic species of any genus (Ganders, 1979; Lewis, 1979; Richards, 1986). The flowers of *Primula* can take one of two forms, named Pin and Thrum according to their outward appearance. In Pin individuals, the stigma atop the long style appears as a pin head within the mouth of the corolla while, in Thrum individuals, the ring of anthers around the corolla is said to look like the end of weaver's threads (Darwin, 1877). The flowers on any one individual always take the same form and this is closely linked to self-

incompatibility, with both mechanisms controlled by the *S* locus (Dowrick, 1956; Clapham, 1971).

Since Clusius first recorded two forms of flowers within *Primula* in 1583 (van Dijk, 1943, Ganders, 1979), many others, including Darwin (1862, 1877), Hildebrand (1863), Bateson and Gregory (1905), Mather and de Winton (1941), Dowrick (1956) and Charlesworth and Charlesworth (1979a) have taken steps to help further the understanding how this mechanism is inherited by *Primula* species. However, whilst the phenotypic and genetic characterisation of floral heteromorphy has received a great deal of attention, it is only recently that more has been paid to the molecular characterisation of this region (Manfield *et al.*; 2005, McCubbin *et al.*; 2006, Li *et al.*, 2007, 2008, 2010, 2011).

A number of *S* locus markers have now been characterised in *Primula vulgaris* (Manfield *et al.*, 2005; Li *et al.*, 2007, 2010). Using these markers as a guide, it is now possible to illuminate the area immediately surrounding the *S* locus and to identify other genes within this critical region of the *Primula vulgaris* genome.

## **1.2 Self-Incompatibility systems in *angiosperms***

Self-Incompatibility (SI) has been noted in over 100 species of flowering plant, with an estimated 40% of all angiosperm species able to prevent self-fertilisation (Igic *et al.*, 2008). Although various SI systems have evolved independently in different species, most rely on a single *self-incompatibility* (*S*) locus, a complex inherited as a single segregating unit (Takyama and Isogai, 2005).

The *S* locus also displays a high level of allelic diversity with up to 145 different alleles estimated to exist within a single population of some species, giving rise to a

variety of possible SI phenotypes in pollen (Xue *et al.*, 1996; Lawrence, 2000). As such, it is these SI phenotypes, expressed by pollen, and the passage of information between haploid pollen and diploid style, through male and female determinants, that form the basis of self-incompatibility (Golz *et al.*, 1995).

When compatible pollen lands on the pistil, the dehydrated grain is able to absorb water from the style and resume metabolism, extruding the pollen tube to transmit genetic information to the ovary (Gauze and McCormick, 1999). However, in self-incompatible species, the style or stigma is able to reject incompatible pollen if the self-incompatibility phenotype of the pollen matches that of the style (Silva and Goring 2001). This SI phenotype can be determined by one of two genetic mechanisms, giving rise to two distinct SI systems: Gametophytic self-incompatibility (GSI) and Sporophytic self-incompatibility (SSI).

### **1.2.1 Gametophytic self-incompatibility**

The most widespread form of SI is Gametophytic self-incompatibility (Newbigin *et al.*, 1993). In this system, compatibility between pollen and style is determined by the *S* allele contained in the haploid genome of pollen (Brewbaker, 1957). If the single *S* allele expressed by the gametophyte matches either of the co-dominant alleles possessed by the diploid style, the pollen is incompatible and the fertilisation process is arrested (Matton *et al.*, 1994). In most GSI systems, this is not an immediate process. The incompatible pollen is allowed to germinate on the stigma, extruding a pollen tube into the style. Tube growth is then stopped as it grows through the central transmitting tract towards the ovary (Newbigin *et al.*, 1993).

Two types of GSI system have been described (Kao and Tsukamoto, 2004). The first of these is observed in the *Solanaceae*, *Rosaceae* and *Plantaginaceae* and relies on

secreted ribonuclease (S-RNase) as a female determinant, that is the component of the SI system produced by the female organs (Hiscock and McInnis, 2003a). In this system, a build up of S-RNase occurs within the transmitting tract of the recipient style, acting as a female determinant (McClure *et al.*, 1989). Upon extrusion of the pollen tube through the tract, the accumulated enzymatic S-RNase has been shown to degrade rRNA within the tube, unless the pollen inhibits it, though the precise mechanism of inhibition remains unknown (Luu *et al.*, 2000). In addition to the S-RNase produced by the style, the male determinant in this GSI system has been shown to be an F-box protein encoded within the *S* locus. Again, the way in which this F-box protein interacts with the S-RNase remains unclear though the action of an F-box protein as a determinant suggests the involvement of the Ubiquitin-26S-proteasome degradation pathway (Sijacic *et al.*, 2004; Takayama and Isogai, 2005; Iwano and Takayama, 2012). A similar, S-RNase based system is also involved in the rejection of pollen from other species, making the S-RNase based system the most widely used pollen rejection system among angiosperms (McClure, 2004; Murfett *et al.*, 1996).

The second type of GSI system has been characterised exclusively in the *Papaveraceae*, and has been studied extensively in the field poppy, *Papaver rhoeas*. Although incompatibility in this system is also determined by the haploid genome of the pollen, this system differs largely from that seen in *Solanaceae*, *Rosaceae* and *Plantagenaceae* (Takayama and Isogai, 2005).

In *P. Rhoeas*, the female determinant has been characterised as a small (~15kDa) S protein named *P. Rhoeas* stigma S determinant (*PrsS*) that is secreted onto the stigma (Franklin-Tong and Franklin, 2003). Following pollination, this interacts with the highly polymorphic ~20kDa *P. Rhoeas* pollen S determinant (*PrpS*) protein that

acts as the male determinant (Wheel *et al.*, 2009). Located in the plasma membrane of the pollen surface, *PrpS* interacts directly with PrsS to instigate a  $\text{Ca}^{2+}$  dependent phosphorylation of pyrophosphatases arrests pollen tube growth. Subsequently, a  $\text{Ca}^{2+}$  influx in the arrested pollen tube initiates programmed cell death and actin depolymerisation, thus preventing fertilisation (Hearn *et al.*, 1996; Huang *et al.*, 2004; Thomas and Franklin-Tong, 2004; de Graaf *et al.*, 2006; Wheeler *et al.*, 2009; Iwano and Takayama, 2012; Eaves *et al.*, 2014). As such, this mechanisms also differs from that described above as the SI reaction occurs on the stigmatic surface, instead of within the central transmitting tract of the style (Hiscock and McInnis, 2003a).

### **1.2.2 Sporophytic self-incompatibility**

Sporophytic self-incompatibility (SSI) differs from GSI in that the SI phenotype of the pollen is determined by the diploid genome of its sporophyte parent as opposed to its own haploid genome (Takayama and Isogai, 2005). As such, pollen grains appear to express two SI alleles, and rejection occurs if either allele matches those possessed by the style. In this system dominant-recessive relationships may occur between alleles independently in pollen and in the stigma (Matton *et al.*, 1994; Hiscock and McInnis, 2003b). SSI has been identified in a number of species and evidence suggests that it has evolved independently on each occasion, however many systems share the characteristic that pollen tube growth is arrested at an early stage (Ebert *et al.*, 1989; Barrett, 1998).

### **1.2.2.i Sporophytic self-incompatibility in *Brassicaceae***

Of the various SSI systems used by different species, the most extensively studied system is that seen in the *Brassicaceae* (Hiscock and McInnis, 2003b). Similar to the GSI system seen in *Papaveraceae*, SSI in *Brassica* takes place on the stigmatic surface and is the result of protein interactions (Newbigin *et al.*, 1993). Although the *Brassica S* locus has been shown to contain as many as 17 genes, only 2 highly polymorphic genes are directly involved in the self-incompatibility reaction (Suzuki *et al.*, 1999; Hiscock and McInnis, 2003b).

In this system, the female determinant, encoded by the *S* locus, is a serine/threonine receptor kinase named *S* locus receptor kinase (SRK) (Takasaki *et al.* 2000; Iwano and Takayama, 2012). Although able to function alone, the efficiency of SRK in rejecting incompatible pollen is enhanced by the action of a glycoprotein named *S* locus glycoprotein (SLG) (Takasaki *et al.*, 2000).

The male determinant in this system is a small, *S* locus cysteine-rich protein (SCR), also known as *S* locus protein 11 (SP11) (Schopfer *et al.*, 1999; Shiba *et al.*, 2001; Takayama *et al.*, 2001) SP11 is expressed in the anther of the parent plant and accumulates within the pollen coat (Suzuki *et al.*, 1999). Upon pollination, SP11 in the pollen coat binds to SRK on the stigmatic surface, inducing autophosphorylation of SRK. The precise pathway leading to pollen rejection is still unclear but a number of proteins involved in the process have been identified. Following this activation of SRK, a complex is formed between SRK and *Brassica M* locus Protein Kinase (MLPK), activating downstream signalling proteins (Murase *et al.*, 2004; Kakita *et al.*, 2007a,b; Haasen and Goring, 2010). The best known of these downstream proteins is the *Brassica* ARM-Repeat Containing-1 (ARC1) protein, a Ubiquitin E3 ligase that Ubiquitinates a further protein Exo70A1, preventing secretory vesicles

from reaching the pollination site and the pollen is rejected (Gu *et al.*, 1998; Samuel *et al.*, 2009; Chapman and Goring, 2010; Indriolo and Goring, 2014). Support for the role of ARC1 in self-incompatibility has been provided by its absence in self-compatible *Brassica* species but presence in other species such as *Arabidopsis lyrata* (Indriolo *et al.*, 2012). In the event of a match between *S* phenotypes of pollen and style, determined by allele of SP11 expressed in the pollen coat, the pollen is rejected. Interestingly, it has been shown that this mechanism can be reversed if pollen is transferred to a compatible stigma at an early stage of germination (Sarker *et al.*, 1988).

#### **1.2.2.ii Self-incompatibility in *Primula vulgaris***

In contrast to the well studied mechanism seen in *Brassicaceae*, the self-incompatibility system employed by the *Primulaceae*, in particular *Primula vulgaris*, is largely unknown. Unlike the homomorphic systems discussed above, *Primula vulgaris* is a heteromorphic species. As a result, it is difficult to compare self-incompatibility in *Primula* with the homomorphic GSI and SSI mechanisms described above. However, as a heteromorphic species, *Primula* is considered to possess a sporophytic self-incompatibility system, as the pollen also displays behaviours determined by the diploid parent. This assumption has been supported by evidence from *Primula obconica*, where it has been demonstrated that materials from the anther are present within the pollen coat (Stevens and Murray, 1981; Gibbs, 1986; Charlesworth, 1988). This was also supported an earlier suggestion that pollen size and the male *S* phenotype in *Primula* were closely linked, indicating that the male determinant was determined by the diploid parent (Dulberger, 1975).

Beyond this, the precise mechanisms of the sporophytic self-incompatibility reaction in *Primula vulgaris* remains unclear, though it is known to be controlled by the same supergene as floral heteromorphy (Stevens and Murray, 1981). However, whilst other SSI systems have been characterised, the diversity of these, as a result of their independent evolutions, suggests that the mechanism seen in *Primula* will be largely unique (Barrett, 1998)

### **1.3 Characteristics of floral heteromorphy**

Floral heteromorphy, the development of more than one form of flower in individuals of the same species, is a long studied phenomenon of flowering plants. A particularly well studied form of floral heteromorphy is heterostyly. Since its first documentation by Clusius in 1581, at least 28, diverse angiosperm families have been reported in which flowers take different forms (van Dijk, 1943; Ganders, 1979; Barrett, 2002a; Kohn and Barrett, 1992; Mast and Conti, 2006). The condition was studied extensively by Charles Darwin, who first identified the variation in forms of flowers as a mechanism to promote outcrossing rather than a mere morphological oddity (Darwin, 1877; Barrett *et al.*, 2000).

Heterostyly is a condition in which flowers from different individuals of the same species take different forms by altering the position of the male anthers and female style within the flower (Barrett, 2002a). This spatial separation of reproductive organs within the flower is known as herkogamy and is separate to dichogamy, a temporal separation in activity of reproductive organs, though both achieve the same goal of preventing self-pollination (Webb and Lloyd, 1986; Lloyd and Webb, 1986). In many of the species identified as heterostylous, this arrangement of sexual organs



is linked to a diallelic, heteromorphic sporophytic self-incompatibility system, though a small number of heterostylous species such as *Narcissus triandrus* and *Salvia brandegeei* have been shown to be self-compatible (Gibbs, 1986; Barrett *et al.*, 1997; Barrett *et al.*, 2000).

Heterostylous species can be classed as distylous or tristylous, according to the number of flower morphs seen within the species. In distyly, two arrangements of style and anthers are seen between morphs and in tristyly, three floral morphs are observed. These arrangements are typically reciprocal between morphs, see Figure 1.1, and, in many species, the forms are named Pin (long styled) and Thrum (short styled). The spatial separation of style and anthers acts to increase the precision of pollen transfer between morphs. For example, pollen from the short styled form is deposited upon the insect pollinators body in such a way that it contacts with the stigma of the long styled form (Barrett, 2002a). In addition to this reciprocal herkogamy, differences are also often seen between features such as stigmatic papillae and pollen size (Ganders, 197; Barrett, 1992; Barrett, 2002a). These polymorphisms also contribute to an intramorph self-incompatibility system, preventing fertilisation between two individuals that possess the same stylar arrangement (Barret, 2002).

Another form of reciprocal herkogamy, recorded in at least 10 angiosperm families, is enantiostyly, in which the female organs of the flower are deflected to one side, resulting in flowers that are mirror images of each other (Jesson, 2002; Jesson and Barrett, 2002a; Jesson *et al.*, 2003).

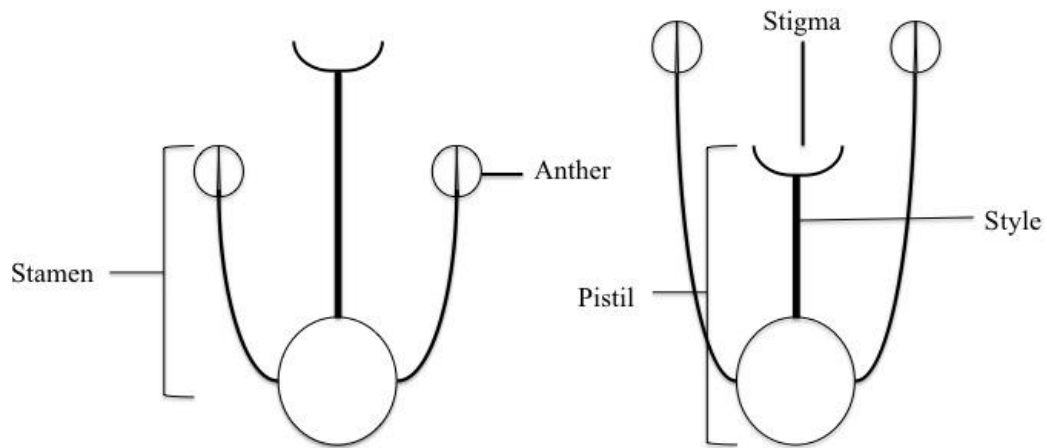


Figure 1.1 Reciprocal Herkogamy in distylous angiosperms. The anthers of the long styled (Pin) form (left) are level with the stigma of the short styled (Thrum) form (right) so as to increase the precision of intramorph pollination.

This has a similar effect on pollination as distyly described above, ensuring that pollen deposited on the right hand side of the pollinator comes into contact with the stigma of the mirror image morph (Bowers, 1975). There are two known types of enantiostyly; monomorphic enantiostyly and dimorphic enantiostyly. In monomorphic individuals, flowers with styles deflected both left and right are present. However, in dimorphic enantiostyly, all flowers on an individual possess styles deflected in the same direction (Barrett, 2002b).

A further form of heteromorphy, called Flexistyly, has been documented more recently in tropical ginger species such as *Alpinia* (Li *et al.*, 2001; Zhang *et al.*, 2003). In these species, which produce up to 10 hermaphroditic flowers that last only a single day, two phenotypes are seen, in which the styles are extended at different angles. However, after midday, the styles extend downwards to expose anthers and the flower enters a male phase (Li *et al.*, 2001). This form of heterostyly has been

named heterodichogamy, as it involves multiple style morphs present at different times and the morphs are often seen in a 1:1 ratio (Renner, 2001).

## **1.4 Floral heteromorphy and di-allelic self-incompatibility**

As described in 1.3, floral heteromorphy is often closely linked to a diallelic self-incompatibility system and is therefore under the control of the *S* locus. Although this link was first recognised by Darwin (1862), it was Bateson and Gregory (1905) who demonstrated that the system was controlled by a single Mendelian dominance relationship. In almost all heteromorphic species, Pin individuals were shown to homozygous for this locus, with the genotype *ss*, whilst Thrum individuals are heterozygous, *Ss*. The genotype *SS* would also be phenotypically Thrum, though this genotype is extremely rare in nature (Vuilleumier, 1967). Subsequent genetic analysis has shown that this locus in fact consist of at least three separate functions that combine to govern self-incompatibility and floral heteromorphy and these will be described further in 1.5.2.

Floral heteromorphy and its link to self-incompatibility have been studied in a number of species including *Turnera*, *Fagopyrum* and *Linum* and these systems will now be examined more closely.

### **1.4.1 Floral heteromorphy in *Turnera***

Floral heteromorphy has been reported in 37 *Turnera* species though the most extensive studies have been made in *Turnera subulata* (White Alder) or *Turnera ulmifolia* (Yellow Alder) (Urban, 1883; East, 1940; Barrett, 1978).

The majority of *Turnera* populations are dimorphic, with flowers typical of either a long styled Pin morph and a short styled Thrum morph present in a 1:1 ratio (Barrett, 1978). The two morphs are incompatible and evidence suggests that distyly in this species evolved as a result of an already existent self-incompatibility between individuals (Martin, 1965).

Following the identification of a revertant short styled mutant, a genetic map of the *Turnera S* locus has now been initiated (Tamari *et al.*, 2005; Shore *et al.*, 2006). As such, 2 *S* locus markers have now been identified as well as 3 additional markers that co-segregate with the locus (Labonne *et al.*, 2008). A number of BAC contigs have also been assembled to span the *S* locus, allowing an estimation of recombination rates around the *S* locus and it is hoped that this will lead to the identification of the genes within the locus (Labonne and Shore, 2011).

In addition to these studies of distylous *Turnera*, monomorphic *Turnera* populations have also been identified, in which both long stamens and long styles are observed in self-compatible flowers (Barrett and Shore, 1987). Analysis of these populations as well as mutants generated using X-ray mutagenesis of *Turnera subulata* have shown that the *Turnera S* locus is very similar to the system seen in *Primula*, discussed in 1.5 (Labonne *et al.*, 2010). Typical of heteromorphic species, short styled individuals are heterozygous at the *S* locus (*Ss*) whilst long styled individuals are homozygous. However, although homozygous *SS* genotypes rarely occur in nature, *SS* individuals have been observed (Shore *et al.*, 2006). This suggests that, although rare, homozygous Thrum individuals are viable and do not possess the *S* locus linked recessive lethal gene postulated to exist in other heteromorphic species such as *Primula* (Kurian and Richards, 1997; Shore *et al.*, 2006).

### 1.4.2 Floral heteromorphy in *Fagopyrum*

*Fagopyrum esculentum* (buckwheat) is another example of a distylous angiosperm, with flowers again taking either a long styled (Pin) or short styled (Thrum) form and demonstrating distylous sporophytic self-incompatibility and a ratio between morphs of 1:1 is typically seen in populations (Cawoy *et al.*, 2009).

The *S* locus of *Fagopyrum* is thought to contain 5 genes controlling style length (G), stylar incompatibility ( $I^s$ ), pollen incompatibility ( $I^p$ ), pollen size (P) and anther height (A) (Sharma and Boyes, 1961). As a result, the *S* and *s* alleles can be expanded and defined as  $GI^sI^pPA$  and  $gi^s i^p pa$  respectively, with Thrum individuals possessing the genotype  $GI^sI^pPA/gi^s i^p pa$  whilst Pin individuals are  $gi^s i^p pa/gi^s i^p pa$  (Sharma and Boyes, 1961; Cawoy *et al.*, 2009). However, in homomorphic *Fagopyrum homotropicum*, an extra allele of the *S* locus has been identified, in addition to *S* and *s*, and has been named  $S^h$  (Woo *et al.*, 1999).

Analysis of this allele, through interspecific crosses between *F. homotropicum* and *F. esculentum*, has shown that this allele retains a degree of control over heteromorphic self-incompatibility, suggesting that  $S^h$  is a result of recombination within the *S* locus (Matsui *et al.*, 2003). This discovery has led to the suggestion that the control of floral heteromorphy and self-incompatibility, whilst linked, is split between two loci in *F. homotropicum*. The first locus is responsible for self-incompatibility, with a dominance relationship between alleles of  $S > S^h > s$  and the second is responsible for flower morphology (Woo *et al.*, 1999; Matsui *et al.*, 2004; Wang *et al.*, 2005; Cawoy *et al.*, 2009).

The mechanism of self-incompatibility in *Fagopyrum* has also been observed. Following pollination with incompatible pollen, the pollen is allowed to germinate on the stigmatic surface and the pollen tube is extruded. Similar to the GSI system

seen in the *Solanaceae*, pollen tube growth is then arrested within the style, though SI in *Fagopyrum* is sporophytically controlled (Marshall, 1969). This inhibition of growth occurs closer to the stigma in Thrum individuals, though this results in the arrest of pollen tube growth at the same distance from the ovary in both forms (Cawoy *et al.*, 2009; Schoch-Bodmer, 1934). Different proteins have been identified in short styled and long styled forms that are thought to have a role in SI, including a 50kDa protein expressed in the Pin style 2 hours after fertilisation with incompatible pollen (Miljuš-Đukić *et al.*, 2004). In addition to this, it has been shown the protein phosphatases and calcium are both involved in SI signal transduction (Miljuš-Đukić *et al.*, 2003).

#### **1.4.3 Floral heteromorphy in *Linum grandiflorum***

Similar to *Turnera* and *Fagopyrum*, two forms of *Linum grandiflorum* (Scarlet Flax) exist, possessing either a long or short style. However, unlike those species discussed above, little difference is seen in the height of the anthers between the flowers of the two morphs. As such, *L. grandiflorum* can be more accurately described as exhibiting stylar length polymorphism rather than being typically distylous, as used to describe *Turnera*, *Fagopyrum* and *Primula* (Lewis, 1943). Although the species lacks true reciprocal herkogamy, it can still be considered heterostylous and Darwin's studies of the species showed that the morphs are self-incompatible (Darwin, 1863, 1877; Weller, 2009).

In *L. grandiflorum*, pollination by incompatible pollen leads to different responses according to the nature of the pollen. When pollen from a long styled (Pin) individual lands on another Pin style, it is unable to germinate, as it is unable to absorb water from the style for rehydration. In contrast, when pollen from a short

styled individual (Thrum) lands on another Thrum style, rehydration occurs and the pollen tube is extruded, though this later bursts within the style (Lewis, 1943). Similar to the case seen in *Fagopyrum*, although this termination of pollen tube growth within the style is typical of a GSI system, SI in *Linum* is sprophytically controlled (Gibbs, 1986). This is possibly due to the difference in stigmatic seen between the two forms using SEM analysis. Through studies of a number of species which display SSI, Heslop-Harrison and Shivanna (1977) characterised the 'wet' and 'dry' types of stigma. In the Pin form of *L. grandiflorum*, the stigma is coated in a smooth pellicle, typical of the 'dry' type of stigma. In contrast, the Thrum stigma is of the 'wet' type, having a disrupted, broken coating with fluid secreted onto it (Heslop-Harrison and Shivanna, 1977; Ghosh and Shivanna, 1980). Additionally, upon hydration of pollen grains, proteins on the pollen surface, and originating from the parent anther, are unfolded and emitted onto the stigmatic surface (Dulberger, 1990). Therefore, whilst homozygous *ss* Pin pollen is immediately recognised as incompatible, this may explain why germination of heterozygous *Ss* Thrum pollen is not immediately prevented.

A further difference between the two forms of *L. grandiflorum* is the osmotic pressure observed in pollen and styles. In both compatible pollinations (Pin pollen to Thrum style or Thrum pollen to Pin style) the same ratio of 4:1 exists in the osmotic pressure of pollen:style. However, in intramorph pollinations, this ratio is 5:2 in Pin and 7:1 in Thrum. As such, it has been proposed that this ratio has a direct effect on the successful growth of pollen tubes, though more recent studies have been unable to provide evidence to support this intriguing suggestion (Lewis, 1943, Murray, 1986).

## 1.5 Floral heteromorphy in *Primulaceae*

### 1.5.1 Phenotypic characterisation of heteromorphy

*Primula* species have been model systems for the study of heteromorphy since Clusius documented the different forms of flowers in *Primula* species (van Dijk, 1943, Ganders, 1979). However, the most influential work on the phenotypic characterisation of heteromorphy was Charles Darwin's work in 1862 (Darwin, 1862). It was in this work that Darwin combined existing horticultural knowledge of heteromorphy with his own studies of heterostyly and he later drew his ideas together in his 1877 work *The Different Forms of Flowers on Plants of the Same Species*. Although he also published works on other heteromorphic species such as *Linum*, the first chapter of this book focuses solely on the *Primulaceae*, with particular emphasis on *P. veris* (Cowslip), and his work formed a basis for much future work on the system (Darwin, 1862, 1863, 1877; Weller, 2009).

When studying *P. veris*, Darwin (1877) observed that the pistil in a Pin flower was almost exactly twice the length of that seen in a Thrum flower. In Pin flowers, the stigma can be seen in the corolla mouth and sometimes extends out above the petals and the surface of the stigma bears a small depression. Conversely, the stigma in Thrum flowers is more rounded and, in its place, a ring of anthers can be seen around the mouth of the corolla. However, the shape of the corolla is more cylindrical in Thrum flowers, whilst a widening of the tube is seen in Pin flowers. Darwin (1877) also noted that the stigmatic papillae cells in Thrum were a half to a third of the size of those seen in the rougher stigma of Pin flowers.

In his examinations of the flowers' male organs, Darwin (1877) recorded that, unlike some other heteromorphic species, the anthers were the same size in both forms. However, the pollen that Darwin collected from Pin flowers was only  $\frac{2}{3}$  the size of



that which he collected from Thrum flowers. Further to this, the Pin pollen that Darwin observed had an oblong shape, in contrast to the rounded shape of Thrum pollen.

Darwin (1862, 1877) also conducted a number of crosses between Pin and Thrum individuals to observe the pattern of self-incompatibility within *Primula veris*, terming crosses between morphs 'legitimate unions' and referring to those between the same forms as 'illegitimate unions.' This led to a further observation that, although Pin flowers possessed a larger ovule than Thrum flowers, they produced fewer seeds following a legitimate union.

Through these experiments, Darwin demonstrated that, although illegitimate unions did lead to seed set, the amount of seeds produced was much smaller than that seen in legitimate unions. The seeds produced through illegitimate unions were also less viable than those produced legitimately and seed set following illegitimate unions was severely restricted in conditions that had no effect on seeds produced legitimately. Darwin also recorded that, of the different illegitimate unions possible, self-fertilisation produced fewer seeds than cross fertilisation between two individuals of the same morph, concluding that the self-fertilisation of a Thrum individual produced the fewest seeds of all.

Darwin (1877) also recorded his observations of *P. vulgaris* (common primrose). Similar to *P. veris*, he noted that *P. vulgaris* Thrum pollen is larger than that seen in Pin and concluded that the Thrum form, again, was the most fertile of the two forms. Despite its status as a model species for the study of heteromorphy, homomorphic populations of *P. vulgaris* are known to exist (Crosby 1940, 1949). Crosby (1940) described flowers, collected from a *P. vulgaris*, population in Somerset that possessed high anthers, as seen in Thrum, in addition to a long style, as seen in Pin.

In addition to this, the stigma possessed long papillae, characteristic of Pin individuals (Crosby, 1940; Darwin, 1877). Crosby (1940, 1949) suggested that these 'Long Homostyle' individuals should be self-fertile, since they possess both Thrum type pollen and a Pin type stigma. He also argued that the dynamics of a population containing Long Homostyle individuals would be affected by the viability of any self-fertilised individuals. If the self-fertilised individuals were less viable than cross-fertilised individuals, the trait should be removed from the population if 'normal' Thrums are present. However, if the homozygotes were more viable than heterozygotes, the population should contain only Long Homostyle individuals. A third scenario exists, in which populations would consist of Pin and Long Homostyle individuals, with the Thrum form absent and it is this third scenario that is observed (Crosby 1940, 1949). Through counts of the population recorded in Somerset, as well as a second population recorded in the Chiltern hills, Crosby observed that the Long Homostyle condition spreads throughout a mixed Pin and Thrum population until an equilibrium state is reached. In this state, roughly 20% of a population will be of the Pin form and 80% will be Long Homostyles, whilst the Thrum form will be lost as a result of its (Crosby 1949). Crosby suggested that the reason for this loss of Thrum forms was a competitive disadvantage in Thrum pollen when compared to the pollen produced by Long Homostyles, which could be used in self-pollination. However, the rise in proportion of Long Homostyles within a heterostylous population was explained in two ways (Charlesworth and Charlesworth, 1979b). Whilst, Crosby (1958) suggested that the capacity of Long Homostyles for self-fertilisation led to the rapid increase in numbers within a population, Bodmer (1958) attributed this to an increased viability in cross-fertilisation between Long Homostyle individuals. Bodmer (1960) later showed that whilst self-fertilisation

within a population does occur, a subsequent reduction in homozygote viability promotes the cross-fertilisation model.

Short Homostyle individuals have also been observed in which a shortened, Thrum type style is seen alongside the lower anther position seen in Pin individuals (Ganders, 1979, Li *et al.*, submitted). However, investigations into population dynamics of Short Homostyle individuals have shown that the condition is less likely to become established within a population due to the recessive nature of many Short Homostyle characteristics (Dowrick, 1956, Charlesworth and Charlesworth 1979b). As a result, this form of *Primula* has been less well studied than the Long Homostyle form.



Figure 1.2 The Pin and Thrum forms of *Primula vulgaris*. a). The outer view of a Pin flower. b). The positions of anthers and style in a Pin flower. c). The outer view of a Thrum flower. d). The positions of anthers and style in a Thrum flower.

### 1.5.2 Genetic characterisation of heteromorphy

Following Darwin's observation on the phenotypic differences between the Pin and Thrum forms of *Primula* species, subsequent work focussed on the genetic characterisation of heteromorphy within the genus.

The first work to demonstrate the inheritance pattern of heteromorphy in *Primula* was completed by Bateson and Gregory (1905). Through cross-pollination of both forms of *Primula sinensis* and *Primula acaulis* individuals, in addition to crosses between homostyled individuals, Bateson and Gregory provided evidence to support the existing hypothesis that heteromorphy was subject to a Mendelian inheritance pattern, with the Thrum allele dominant to Pin (Bateson and Gregory, 1905).

Following the establishment of this dominance relationship, Ernst (1933, 1936a, 1936b, 1955) conducted a number of experiments using homostylous and self-fertile *Primula* species such as *Primula viscosa* and *Primula hortensis* (Dowrick 1956). Following a number of crosses between individuals, Ernst (1933, 1936b) identified progeny in which specific characteristics, such as style length, had recombined, separating the characteristics usually inherited collectively. Using this data, Dowrick (1956) identified three genetically distinct characteristics, controlled by separate loci within the *S* locus. The first of these, termed *G*, controlled the length of the style and stigmatic papillae, as well as the female determinants of the self-incompatibility reaction. The second characteristic identified was the height of the anthers within the flower, termed *A*. The final locus, termed *P*, controls the male determinant of the self-incompatibility reaction as well as the size of pollen grains (Dowrick, 1956). Although Ernst had proposed that the separation observed between these characteristics was a result of a mutation of the *S* locus as whole, Dowrick argued that the order of the three loci within the *S* complex was important and that

recombination between the *G*, *A* and *P*, loci that led to this separation of characteristics. Dowrick used Ernst's data to postulate different recombination scenarios that could lead to the separation of characteristics recorded by Ernst, finally proposing the order *GPA* as the most likely sequence of loci within the locus (Dowrick, 1956). The Thrum characteristics observed in *Primula* were shown to be dominant for all three loci and, as such, the Thrum allele was subsequently characterised as *GPA* whilst the recessive Pin allele was denoted *gpa*. It was known, following Bateson and Gregory's (1905) work, that Thrum individuals were heterozygous, and, therefore, were assigned the genotype *GPA/gpa* whilst homozygous Pin individuals possessed the genotype *gpa/gpa*.

It has already been discussed (see 1.4) that floral heteromorphy is often tightly linked to diallelic self-incompatibility. As such, the two alleles of the *S* locus in *Primula* are often referred to as *GPA* or *gpa*, as opposed to *S* or *s*, and this notation can be used to characterise the actions of the different alleles. Due to the shortened length of styles in Thrum individuals, it can be concluded that the dominant *G* allele suppresses the long style encoded by *g* whilst *A* raises the height of the anthers from that caused by *a*. Similarly, *P* leads to a larger pollen size than *p*. SEM analysis of style and anther cells has revealed that, whilst the lengthening of the style caused by *g* is a result of increased cell elongation, the change in anther height produced by *A* is a result of increased cell division (Webster and Gilmartin, 2006).

As discussed in 1.5.1, homostyled individuals have been recorded in *Primula vulgaris* and these characteristics can be described by recombination between the *G*, *P* and *A* functions. Homostyle individuals typically arise through a recombination event between the *G* and *P* loci, producing gametes with the genotypes *Gpa* or *gPA*. Long Homostyle individuals can therefore arise through the fertilisation of a Pin

(*gpa*) gametes with the recombined *gPA* gamete, producing the phenotype *gPA/gpa*. The resultant offspring possesses the lengthened style typical of Pin individuals but retains the larger pollen and high anthers of a Thrum flower. Conversely, fertilisation by a *Gpa* gamete would produce the genotype *Gpa/gpa*. The resultant offspring would therefore possess the suppressed style of a Thrum flower, alongside the small pollen and low anthers typically seen in Pin (Manfield *et al.*, 2005).

Recent work has expanded further on these 3 loci. These have included the suggestion of a lethal gene linked to the Thrum allele as well as a separation between the incompatibility reactions and the style/anther phenotypes controlled by *G* and *A*. As such, it has now been proposed that up to 7 genes may exist within the *S* locus (Kurian and Richards, 1997).

### **1.5.3 Evolution of heteromorphy in *Primulaceae***

Two models have been proposed for the evolution of heterostyly (Mast and Conti, 2006). The first of these, proposed by Charlesworth and Charlesworth (1979a), proposes that two self-incompatible phenotypes developed within a homomorphic species, with reciprocal herkogamy developing subsequent to this. The alternative model, first proposed by Darwin (1877), proposes that reciprocal herkogamy developed within a population in which elongated styles were already present (Mast and Conti, 2006).

Mather (1950) supported the second of these routes, reasoning that an existing background genotype produced a coordinated complex of characteristics that developed into the heterostyly we are familiar with today. This has been further supported by evidence from the *Primula* subgenus *Sphondylia*, in which many species show varying degrees of heteromorphy. Comparison of the varying degrees

of distyly and self-incompatibility seen in the species of this subgenus suggests the existence of an ancestral homomorphic species that developed herkogamy before intra-morph incompatibility (Al Wadi and Richards, 1993). However, this evidence is largely speculative and the precise method by which heteromorphy evolved in *Primulaceae* remains uncertain.

### **1.6 S locus-linked floral mutations of *Primula vulgaris***

Floral mutations, phenotypes that differ from the known wild type, have been observed and cultivated for over two thousand years. Floral mutations such as doubles, in which a flower develops a greater number of petals than usual, have been recorded in roses since the time of Pliny, in the 1<sup>st</sup> century, and, before then, Theophrastus before 256 BC (Meyerowitz *et al.*, 1989). Double mutations are a type of homeotic mutation, a common form of mutation in which one type of floral organ develops in the place usually occupied by others (see Meyerowitz *et al.*, 1989 and Theißen, 2001 for reviews). Homeotic mutations can be explained by the ABC model, in which the four whorls of the flower are determined by the functions of three classes of genes (Coen and Meyerowitz, 1991). The outer whorl of the flower, which typically contains sepals, is determined by the lone function of A function genes whereas the second whorl, containing petals, results from the interaction of A function and B function genes. B function genes also interact with C function genes to form stamens and anthers in the third whorl whilst the innermost whorl, containing the carpel, is the result of C function activity (Coen and Meyerowitz, 1991). These A, B and C function genes are typically MADS box transcription factors (Ng and Yanofsky, 2001).

Although much of the scientific attention on *Primula* has focussed on floral heteromorphy and self-incompatibility, a number of floral mutations have also been characterised. These include *double*, in which petals or stamens may form in the place of carpels, *Jack in Green*, which develops leaf-like sepals and *split perianth*, in which the petals and sepals fail to fuse correctly (Webster and Gilmartin, 2003).

Three further floral mutations are *Hose in Hose*, *sepaloid* and *oakleaf*. These three mutations are of particular interest as they are linked to the *S* locus, with each mutation typically co-segregating with either the Pin or Thrum allele, and will now be examined more closely.

### **1.6.1 *Hose in Hose***

The *Hose in Hose* mutation in *P. vulgaris*, in which sepals are converted into petals, has been documented and studied since the 16<sup>th</sup> century (Gerard, 1597; Webster and Gilmartin, 2003). The phenotype, shown in Figure 1.3, which has the appearance of one flower growing out from another, is dominant to the wild type form and it has been demonstrated that the locus responsible for the mutation, discussed below in 1.7.3, is linked to the *S* locus, with almost all *Hose in Hose* individuals presented the low stigma and high anthers typical of Thrum individuals (Ernst, 1931; Webster and Grant, 1990; Webster and Gilmartin, 2003). However, whilst the *Hose in Hose* mutation was originally thought to co-segregate with the Thrum allele only, Pin individuals have also now been identified. This suggests that rare recombination events may occur between the two loci and a linkage distance of 0.7 cM has been estimated between *S* and *Hose in Hose* (Webster and Grant, 1990; Webster and Gilmartin, 2003; Li *et al.* 2010).





Figure 1.3 The *Hose in Hose* mutation in *Primula vulgaris*. The sepals of the *Hose in Hose* phenotype undergo homeotic conversion to petals



Figure 1.4 The *sepaloid* mutation in *Primula vulgaris*. The petals of the *sepaloid* phenotype undergo homeotic conversion to sepals.

Additionally, *Hose in Hose* mutants are known to display differing severities of mutation, with some individuals showing only partial conversion of sepals to petals. Full reversion of petaloid sepals to wild type sepals has also been observed (Webster and Gilmartin, 2003). Conversion of sepals to petals in this way is typical of an ectopic expression of B gene function in the first whorl of the flower. As a result of this increased level of expression, both A and B functions combine to produce petals, as would typically be seen in the second whorl of the flower (Coen and Meyerowitz, 1991; Li *et al.* 2008, 2009).

SEM analysis of early stage *Hose in Hose* flowers has shown that the first developmental stages are similar to those seen in wild type. However, at the stage at which sepals would usually expand to cover the developing flower, thinner, broader petaloid sepals can be seen to develop. In instances of incomplete conversion, differences between wild type and *Hose in Hose* cannot be seen until a later point in the flowers development (Webster and Gilmartin, 2003).

### **1.6.2 *Sepaloid***

The *sepaloid* mutation in *P. vulgaris* is a more recent discovery than *Hose in Hose*, with the first examples identified among commercial primroses in 1996 (Webster and Gilmartin, 2003). In the *sepaloid* mutation, petals undergo homeotic conversion to sepals, typical of a loss of B function genes. In the absence of the B function, the A function genes are expressed alone in the second whorl, leading to the development of sepals in place of petals (Li *et al.*, 2008). Similar to the *Hose in Hose* mutation, the *sepaloid* phenotype displays variability in its severity. Whilst some individuals develop sepals in the 1<sup>st</sup> and 2<sup>nd</sup> whorls only, more severe instances have been observed. The instances include the conversion of the 3<sup>rd</sup> whorl to sepals

surrounding functional or non-functional carpels and even the complete conversion of all four whorls to sepals (Webster and Gilmartin, 2003, Li *et al.*, 2008). As such, not all *sepaloid* individuals are fertile. Analysis of the *sepaloid* phenotype has demonstrated that it is a recessive mutation that typically co-segregates with the Pin allele of the *S* locus, with a suggested linkage distance of 0.3 cM between the two (Webster and Gilmartin, 2003; Webster, 2005). The suggested position of *sepaloid* relative to the *S* locus and other genetic markers can be seen in Figure 1.5.

SEM analysis of developing *sepaloid* flowers has shown that no differences can be observed between developing *sepaloid* and wild type flowers until the development of whorls 1 and 2. At this stage, *sepaloid* flowers begin to develop a deep hollow in the centre of the flower and the development of flower primordial is retarded in comparison to wild type flowers. In contrast to the defined rings of organs seen in wild type flowers, the floral organs of *sepaloid* flowers remain joined to form a spiral and the innermost tissue that would form the carpel may be absent (Webster and Gilmartin, 2003).

### **1.6.3 Oakleaf**

Similar to the *sepaloid* phenotype, the *S* linked *Oakleaf* phenotype was characterised relatively recently, and a population was established following the identification of a single individual in 1999. Unlike *Hose in Hose* and *sepaloid*, the *Oakleaf* phenotype affects both flowers and leaves, with leaves developing lobes similar to those seen in *Quercus*. *Oakleaf* individuals typically develop flowers with split calyces. The *Oakleaf* phenotype is dominant to wild type and, as is seen in *Hose in Hose* and *sepaloid*, the severity of the phenotype varies between individual (Webster, 2005).

The phenotype described above is typical of an overexpression of Class I *KNOX* homeodomain transcription factors (Lincoln *et al.*, 1994; Chuck *et al.*, 1996; Hay and Tsiantis, 2006). However, transcriptomic analysis of *Oakleaf* individuals has shown that no Class I *KNOX*-like genes (termed Class 1 *PvKNOX*) are up regulated in *Oakleaf* individuals. Whilst Class I *PvKNOX* candidates have now been discounted, other candidates remain. Similar to the *sepaloid* mutation, *Oakleaf* typically co-segregates with the Pin allele of the *S* locus and has a suggested linkage distance of 11.5 cM (Cocker *et al.*, submitted). The suggested position of *Oakleaf* relative to the *S* locus and other genetic markers can be seen in Figure 1.5.

### **1.7 Characterisation of *Primula vulgaris* *S* locus markers**

Whilst both the phenotypic and classical genetic basis of the heteromorphy in *Primula* are well understood, it is only much more recently that work has begun to focus on the molecular characterisation of the condition. As a result, the molecular structure of the *S* locus remains largely unknown (Manfield *et al.*, 2005). However, if the *S* locus can be sequenced and annotated, this would not only elucidate the loci controlling heteromorphic self-incompatibility in *Primula*, but would also serve as a gateway to access and analyse the downstream signalling pathway that underlies heteromorphy and self-incompatibility. Additionally, it may be possible to gain insights into the evolution of the heteromorphy within *Primula*, allowing for comparisons with other species that independently evolved a similar system (Manfield *et al.*, 2005; McCubbin *et al.*, 2006).

By using the extensive, historical information available on heteromorphy in *Primula*, as well as the known *S* linked floral mutations discussed in 1.6, Manfield *et al.* (2005) initiated the molecular characterisation of the *S* locus by identifying genetic

markers linked to the locus. To date, four markers have been characterised and will now be discussed in more detail.

### **1.7.1 PvSLP1**

The first *S* locus marker to be characterised was a restriction fragment length polymorphism (RFLP) marker identified in the Blue Jeans cultivar of *Primula vulgaris*, and named *P. vulgaris S* linked polymorphism 1 (PvSLP1) (Manfield *et al.*, 2005). By using RAPD-PCR to amplify both Pin and Thrum genomic DNA, a 323bp product was observed that could only be amplified from Thrum DNA. This RAPD sequence was converted into a Sequence-Characterised Amplified Region (SCAR) marker and used as a probe in a genomic Southern blot analysis. Following hybridisation to Pin and Thrum DNA, two Thrum specific bands were identified, suggesting that the SCAR marker corresponded to an RFLP marker that was duplicated in Thrum individuals (Manfield *et al.*, 2005).

Once identified as a Thrum-specific marker, this RFLP sequence was used to screen a *P. vulgaris* var. Blue Jeans phage  $\lambda$  library and an 8.8kb genomic DNA sequences containing the RFLP marker was constructed (Pavlov, 1997; Manfield *et al.*, 2005). In addition to this, PCR amplification of *PvSLP1* from homostylous individuals, which have undergone recombination within the *S* locus, suggests that the marker resides on the *A* side of the locus. The suggested position of PvSLP1 relative to the *S* locus and other genetic markers can be seen in Figure 1.5.

Further analysis of this assembled genomic fragment indicated homology to Ty3/*gypsy*-like retrotransposon sequences as well as the presence of multiple short, repetitive sequences, similar to those seen surrounding the *S* locus of other genera

such as *Petunia* and *Papaver* (Coleman and Kao, 1992; Wheeler *et al.*, 2003; Manfield *et al.*, 2005).

### **1.8.2 *PvSLL1* and *PvSLL2***

Although the identification of *PvSLP1* provided the first molecular marker linked to the *S* locus in *P. vulgaris*, it represented a polymorphic non-coding region of the genome (Li *et al.*, 2007). As such, it was desirable to identify new *S* locus linked markers that were also expressed genes and, in 2007, Li *et al* were successful in identifying two genes in *P. vulgaris* var. Blue Jeans that possessed different Pin and Thrum alleles (Li *et al.*, 2007).

In order to identify genes that showed differential expression between Pin and Thrum flowers, Fluorescent Differential Display (FDD) (Kuno *et al.*, 2000) using RNA from developing flowers was used. A total of 19 genes were identified that were reliably amplified differentially from Pin and Thrum RNA, 10 of which were Thrum specific and 9 were Pin specific. However, RT-PCR and northern analysis were only able to reproduce this evidence of differential expression for 1 of these 19 genes. As such, an alternative method of Southern analysis was used to demonstrate linkage between these 19 genes and the *S* locus. Of these 19, 2 genes produced RFLPs between Pin and Thrum genomic DNA, suggesting linkage to the *S* locus. These two genes were subsequently named *P. vulgaris S locus linked 1* and 2 (*PvSLL1* and *PvSLL2*) (Li *et al.*, 2007).

Further Southern analysis of *PvSLL1* and *PvSLL2* demonstrated that three alleles of each gene exist, 2 of which are coupled to the Pin allele (*PvSLL1/2<sup>P1</sup>* and *PvSLL1/2<sup>P2</sup>*) of the *S* locus and 1 to Thrum (*PvSLL1/2<sup>T</sup>*). Pin individuals may be heterozygous or homozygous for the Pin alleles of *PvSLL1* and *PvSLL2* whilst

Thrum individuals are heterozygous, with at least one allele of each gene being the Thrum allele. Comparison with *Arabidopsis* genomic databases suggested that *PvSLL1* encodes a small transmembrane protein whilst *PvSLL2* encodes a *CONSTANS-LIKE* protein (Li *et al.*, 2007).

Controlled crosses were performed and, following the analysis of F<sub>1</sub> and F<sub>2</sub> plants, no recombinants were detected for *PvSLL1*. As such, it was suggested that a genetic distance of < 0.57 cM existed between *PvSLL1* and the *S* locus. Conversely, a single recombinant for *PvSLL2*, a Pin individual possessing the *PvSLL2*<sup>T</sup> allele, was observed in the F<sub>1</sub> generation. In an F<sub>2</sub> population of 146 progeny, a further 2 recombinants were also detected, suggesting a distance of 1.37 cM between *PvSLL2* and the *S* locus. In addition to this, further analysis of *PvSLL1* and *PvSLL2* in recombinant Short and Long Homostyles demonstrated that *PvSLL1* and *PvSLL2* are located on opposite sides of the *S* locus. The presence of *PvSLL1*<sup>T</sup> within Long Homostyles suggests that the gene maps to the *A* side of the locus as it has maintained its coupling with the dominant *P* and *A* alleles following recombination. Conversely, homozygosity for the Pin alleles of *PvSLL2* in Long Homostyles suggests that this gene maps to the *G* side of the locus (Li *et al.*, 2007). The suggested positions of *PvSLL1* and *PvSLL2* relative to the *S* locus and other genetic markers can be seen in Figure 1.5.

### **1.8.3 *PvGLO***

In an attempt to characterise the gene responsible for the *sepaloid* mutation, described above in 1.6.2, two *Primula* B function genes were identified based on homology to the *Antirrhinum majus* B function genes *deficiens* (*def*) and *globosa* (*glo*) (Schwarz-Sommer, 1992; Tröbner *et al.*, 1992; Li *et al.*, 2008). In this study, it

was demonstrated that expression of both the *Primula DEFICIENS* homologue (*PvDEF*) and the *Primula GLOBOSA* homologue (*PvGLO*) were affected in the *sepaloid* mutant. It was shown that *PvDEF* is not linked to the *S* locus and, as such, could not be a candidate for *sepaloid*. However, *PvGLO*, which does show linkage, was investigated further (Li *et al.*, 2008, 2010).

*PvGLO* was characterised by first using *Antirrhinum* cDNA probes to isolate partial cDNA clones in *P. vulgaris* var. Blue Jeans. 3' and 5' RACE were then used to obtain full-length cDNA clones. Three alleles of *PvGLO* were identified. Two of these alleles, *PvGLO<sup>P1</sup>* and *PvGLO<sup>P2</sup>* are specific to Pin individuals whilst Thrum flowers possess the *PvGLO<sup>T</sup>* allele. The discovery of this Thrum allele of *PvGLO* within a *sepaloid* individual therefore disqualified the gene as a *sepaloid* candidate since the phenotype is linked to the Pin allele of the *S* locus. Whilst the true identity of *sepaloid* remains unknown, evidence of recombination between the *sepaloid* and *PvGLO* suggests that the locus lies between *PvGLO* and the *S* locus (Li *et al.*, 2008). As discussed in 1.6.1, the *S* linked phenotype *Hose in Hose* is typical of an ectopic expression of a B-function gene and it has subsequently been shown that a retrotransposon insertion in *PvGLO* is responsible for this phenotype. Furthermore, due to its linkage with the *S* locus, *PvGLO* has now become the fourth known molecular marker for the *S* locus and the position of *PvGLO* relative to the *S* locus and other genetic markers can be seen in Figure 1.5. (Li *et al.*, 2010).



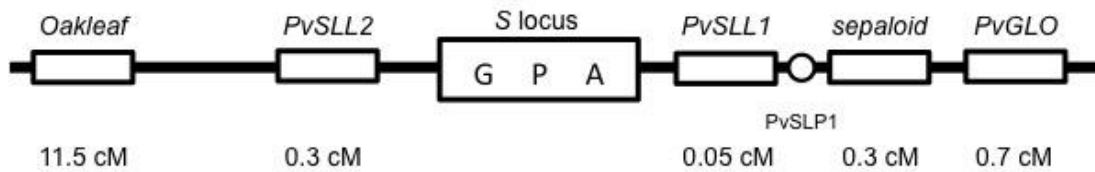


Figure 1.5: Summary map of the *S* locus and surrounding markers. Relative positions of *S* locus marker genes are represented by rectangles. The non-gene marker PvSLP1 is represented with circle. Linkage distances between each marker and the *S* locus are provided. Map is not drawn to scale.

## 1.8 Summary and project aims

The two forms of *Primula vulgaris* have been recorded in historical documents for hundreds of years, though it was Charles Darwin who first recognised the forms, their significance and their equal numbers within populations (Darwin, 1862, 1877; van Dijk, 1943). Since Darwin's seminal work, the genetic basis of the Pin and Thrum phenotypes seen in *Primula* species has been well characterised and is largely understood. However, through the recent identification of the *S* locus markers *PvSLP1*, *PvSLL1*, *PvSLL2* and *PvGLO*, the molecular characterisation of the *S* locus has begun to gather pace. Furthermore, the construction of a BAC library, cloned from sequences associated with the *S* locus in *P. vulgaris* var. Blue Jeans means that a significant resource for the molecular characterisation of the locus is now available (Li *et al.*, 2011).

Whilst the identification and characterisation of these markers has allowed for increased scrutiny of the *S* locus itself, the area immediately surrounding the locus is still largely ignored. Using the known *S* locus markers described above to probe the library, a number of BACs have been identified in the areas flanking the locus. By performing BAC walks, it has also now been shown that *PvSLL1*, *PvSLP1* and

*PvGLO* are located together on the *A* side of the locus, whilst *PvSLL2* is located on the *G* side (Li *et al.*, submitted).

Analysis of *PvSLL1* has demonstrated that it is strongly linked to the Thrum allele of the *S* locus. In contrast to this, *PvGLO*, and its mutant phenotype *Hose in Hose*, are known to recombine with the *S* locus (Li *et al.*, 2010). This suggests that, although the mechanism that limits recombination within the *S* locus prevents recombination between *S* and *PvSLL1*, this mechanism breaks down between *PvSLL1* and *PvGLO*. Furthermore, the strong linkage observed between *PvSLP1* and *S* (Manfield *et al.*, 2005) suggests that this degeneration occurs between *PvSLP1* and *PvGLO*.

As work continues to characterise the molecular structure of the *S* locus itself, this project will supplement this work and will have the following aims:

- To assemble a single, contiguous sequence that connects the two genetic markers *PvSLP1* and *PvGLO* through the use of existing BAC DNA sequence data. This sequence can then be extended to incorporate the genetic marker *PvSLL1*, providing a physical link between *PvGLO* and the boundary of the *S* locus itself.
- To annotate this sequence in order to identify all of the genes between the *S* locus and *PvGLO*. In addition to providing an insight into the nature of the genes immediately surrounding the *S* locus, it is also hoped that the gene responsible for the *sepaloid* mutation, described in 1.6.2 and thought to be located within this region, will be identified.
- To use the above annotations as a means of examining synteny between *Primula vulgaris* and other plant species in the hope of determining whether the genes found in this region pre-date the arrival of the key *S* locus genes.

## CHAPTER TWO

### Materials and Methods

#### 2.1 Materials and Suppliers

##### 2.1.1. General Suppliers

**Agilent technologies** ([www.agilent.com](http://www.agilent.com)) 5301 Stevens Creek Blvd. Santa Clara, CA 95051. USA: Stratagene XL-1 Blue Competent Cells.

**Epibcentre** ([www.epibio.com](http://www.epibio.com)) 5602 Research Park Blvd., Suite 200, Madison, WI. 53719 USA: BACMAX DNA Purification Kit, Riboshredder RNase Blend.

**Eurofins MWG Operon** ([www.eurofinsgenomics.eu](http://www.eurofinsgenomics.eu)) Eurofins Genomics, Anzinger Str. 7a, 85560 Ebersberg. Germany: Primer production and DNA sequencing.

**GE Healthcare** ([www.gehealthcare.com](http://www.gehealthcare.com)) Nightingales Lane, Chalfont St Giles, Buckinghamshire. HP8 4SP. UK: Nucleon Phytopure Genomic DNA Extraction Kit.

**Life Technologies Ltd** ([www.lifetechnologies.com](http://www.lifetechnologies.com)) 3 Fountain Drive, Inchinnan Business Park, Paisley. PA4 9RF. UK: Qubit Fluorimeter, RNAqueous RNA Isolation Kit, RNA*later* RNA stabilization solution, M-MLV Reverse Transcriptase Kit, RNaseOUT Recombinant Ribonuclease Inhibitor.

**New England Biolabs** ([www.neb.uk.com](http://www.neb.uk.com)) 75-77 Knowl Piece, Wilbury Way, Hitchin, Hertfordshire. SG4 0TY. UK: Phusion High-Fidelity DNA Polymerase, 100 bp DNA Ladder, 1 Kb DNA Ladder, Restriction Enzymes.

**Promega** ([www.promega.com](http://www.promega.com)) Delta House, Southampton Science Park, Southampton. SO16 7NS. UK: RQ1 RNase-Free DNase, Go-Taq Flexi DNA Polymerase Kit, pGEM-T Easy Vector System, PureYield Plasmid Miniprep System.

**Qiagen** ([www.qiagen.com](http://www.qiagen.com)) Qiagen House, Fleming Way, Crawley West, Sussex. RH10 9NQ. UK: QIAquick PCR Purification Kit, QIAquick Gel Extraction Kit.

**Sigma-Aldrich** ([www.sigmaaldrich.com](http://www.sigmaaldrich.com)) Sigma-Aldrich Company Ltd., Dorset, England. UK: Media and Solutions.

**Thermo Fisher Scientific Inc** ([www.thermofisher.com](http://www.thermofisher.com)) 81 Wyman Street, Waltham, MA 02451. USA: Nanodrop ND-1000 Spectrophotometer, Long PCR Enzyme Mix,

### **2.1.2 Media and Solutions**

Bacteriological growth media and stock solutions referred to in 2.2 were made as follows. Autoclave conditions used for sterilisation were 15 lb/sq.in for 20 minutes.

#### **2.1.2.i Media**

**Luria Bertani (LB) Medium:** 10 g Bacto-Tryptone, 5 g Bacto-Yeast Extract, 10 g NaCl in 1000 ml distilled water. pH7 with NaOH and autoclave

**LB Agar Plates:** 15 g Agar in 1000 ml LB Liquid Medium (pH7)

### 2.1.2.ii Solutions

**Agarose Gel:** Agarose dissolved in 400 ml 0.5xTBE. For 1% Agarose: 4 g. For 1.5% Agarose: 6 g. For 2% Agarose: 8g. Melt in microwave. Add 1 µl Ethidium Bromide per 50 ml gel.

**Ampicillin Stock:** 50 mg/ml in 50% Ethanol. Store at -20 °C. Working concentration 50 µg~100 µg/ml

**Ethylenediamine Tetra Acetic Acid Disodium Salt Dihydrate (EDTA) (0.5 M):** 186.1 g of EDTA.2H<sub>2</sub>O in 1000 ml distilled water. pH8 with NaOH and autoclave

**Ethidium Bromide Stock:** 10 mg/ml. Store in dark at room temperature

**Isopropylthio-β-D-galactoside (IPTG) Stock (20%):** 2 g IPTG in 10 ml H<sub>2</sub>O. Filter through 0.22 micron filter. Store at -20 °C

**5x Tris-borate-EDTA (TBE):** 54 g Tris base and 27.5 g boric acid to 20 ml 0.5M EDTA (pH8.0). Make up to 1 litre with disitilled water

**5-Bromo-4-chloro-3-indolyl-β-D-galactoside (X-gal) (50 mg/ml):** X-gal in dimethylformamide (DMF) Store at -20 °C in dark

### 2.1.3 Online Tools and Software

**Chromas Lite:** [technelysium.co.au/?page\\_id=13](http://technelysium.co.au/?page_id=13)

**EMBL-EBI ClustalW2:** [www.ebi.ac.uk/tools/msa/clustalw2](http://www.ebi.ac.uk/tools/msa/clustalw2)

**ExPASy:** [www.expasy.org/tools](http://www.expasy.org/tools)

**NCBI BLAST:** [blast.ncbi.nlm.nih.gov/Blast.cgi](http://blast.ncbi.nlm.nih.gov/Blast.cgi)

**Phytozome BLAST:** [www.phytozome.net](http://www.phytozome.net)

**Primer3Plus:** [www.primer3plus.com](http://www.primer3plus.com)

**Sequence Manipulation Suite:** [www.bioinformatics.org/sms2](http://www.bioinformatics.org/sms2)

**TAIR BLAST:** [www.arabidopsis.org/blast](http://www.arabidopsis.org/blast)

### **2.1.14 Plant Material**

Mature *Primula vulgaris* plants were maintained at the University of Durham Botanic Gardens and the University of East Anglia Plant Growth Facility. Plants were kept in greenhouses to protect them from weather conditions.

## **2.2 Methods**

### **2.2.1 Nucleic Acid Extraction and Synthesis**

#### **2.2.1.i Genomic DNA Extraction**

Extraction of genomic DNA from *Primula vulgaris* plant tissue was performed using the illustra Nucleon Phytopure Genomic DNA Extraction Kit (GE Healthcare). All volumes given are for extraction of DNA from 0.1g of plant tissue, typically young leaves. Volumes given in square brackets were used when 1g of starting tissue was used.

0.1g [1g] fresh weight of leaf tissue was frozen in liquid nitrogen and ground using a mortar and pestle to disrupt the cell walls. Once a free flowing powder was achieved, the tissue was transferred into a screw-capped tube suitable for centrifugation. To

initiate cell lysis, 600  $\mu$ l [4.6 ml] of Reagent 1 (EDTA, Sodium Dodecyl Sulphate) was added to the tube. When RNA free DNA was required, RNase A was added to a concentration of 20  $\mu$ g/ml and the sample was incubated at 37 °C for 30 minutes. Following this, 200  $\mu$ l [1.5 ml] of Reagent 2 was added the sample was mixed to homogeneity and then incubated at 65 °C for 10 minutes with regular agitation. The sample was then placed on ice for 20 minutes. To extract DNA, 500  $\mu$ l [2 ml] cold Chloroform (stored at -20 °C) was added followed by 100  $\mu$ l [200  $\mu$ l] of Nucleon Phytopure DNA Extraction Resin Suspension. The mixture was incubated at room temperature for 10 minutes with regular agitation and centrifuged at 1300 x g for 20 minutes, during which the resin formed a barrier between the upper DNA containing phase and the lower chloroform phase. The upper phase was removed, added to an equal volume of cold isopropanol (stored at -20°C) and mixed to precipitate the DNA. The precipitated DNA was pelleted by centrifugation at 3250 x g for 10 minutes and then washed with cold 70% Ethanol (stored at -20°C). The pelleted DNA was centrifuged again at 3250 x g for 10 minutes. Following centrifugation, the supernatant was discarded and the pellet was allowed to air-dry. Finally, the pellet was resuspended in TE Buffer. TE Buffer was added in 10  $\mu$ l aliquots to ensure that the DNA was suspended in the minimum possible volume, providing the highest concentration possible. DNA concentration was measured using a Qubit Fluorimeter (Life Technologies).

### **2.2.1.ii RNA Extraction**

Extraction of RNA from *Primula vulgaris* plant tissue was performed using the Ambion RNAqueous RNA Isolation Kit (Life Technologies). RNA is extracted from a variety of tissues including leaves, roots, flower buds and individual floral organs

dissected from flower buds. Leaf, root and flower bud tissues were frozen immediately either in liquid nitrogen or on dry ice. Individual floral organs were dissected under a microscope and stored in 5-10 volumes (w/v) *RNAlater* RNA stabilization solution (Life Technologies) before being frozen in liquid nitrogen or on dry ice. All samples were weighed prior to freezing. Unless stated otherwise, all centrifugation steps took place at 13000 x *g* at room temperature.

Cell walls were disrupted by grinding the frozen tissue in liquid nitrogen using a pestle and mortar to yield a free flowing powder. The powdered tissue was transferred into screw-capped tube suitable for centrifugation containing 12 volumes (w/v) of Lysis/Binding Solution (formamide, formaldehyde) and 1 volume of Plant RNA Isolation Aid and mixed until homogeneity was achieved. When large tissue samples were used, the mixture was centrifuged for 3 minutes at 3250 x *g* to remove any large debris. An equal volume of 64% Ethanol was added to the mixture and a 700 µl aliquot was applied to a filter cartridge placed inside a collection tube. The RNA was bound to the filter cartridge by centrifugation. The flow-through was discarded and another 700 µl aliquot as applied to the filter. This was repeated until all of the lysate/ethanol mixture had been processed. If the volume lysate/ethanol mixture exceeded 2 ml, a new filter cartridge was used so as not to exceed RNA binding capacity. The bound RNA was then washed by applying 700 µl Wash Solution #1 (guanidinium thiocyanate) to filter cartridge and centrifuging for 1 minute. The RNA was further washed with two 500 µl aliquots of Wash Solution #2/3 (100% Ethanol), drawn through the filter cartridge by centrifugation as before. Following the second wash, the empty filter cartridge was centrifuged for a further 30 seconds to remove residual ethanol. RNA was eluted from the filter by applying 50 µl of Elution Solution preheated to 75 °C and centrifuging for 30 seconds at room



temperature. A second elution was then performed using a further 20 µl Elution Solution. For larger samples, a third elution using 10 µl of Elution Solution was also performed. RNA concentration was measured using a Qubit Fluorimeter (Life Technologies).

### **2.2.1.iii First Strand cDNA Synthesis**

Prior to first strand cDNA synthesis, RNA was digested using RQ1 RNase-Free DNase (Promega) to endonucleolytically remove residual double stranded and single stranded DNA. 1 µl RQ1 RNase-Free DNase 10X Reaction Buffer (400mM Tris-HCl, 100 mM MgSO<sub>4</sub>, 10mM CaCl<sub>2</sub>) was added to 1-8 µl RNA. RQ1 RNase-Free DNase was added in a ratio of 1 unit/µg RNA, giving a total final volume of 10 µl. The mixture was then incubated at 37 °C for 30 minutes. The digestion was stopped by the addition of 1 µl RQ1 DNase Stop Solution (20 mM Ethylene Glycol Tetraacetic Acid (EGTA)) and the DNase was inactivated by incubation of the mixture at 65 °C for 10 minutes. Following digestion, RNA concentration was measured again using a Qubit Fluorimeter (Life Technologies).

First strand cDNA was synthesized using Moloney Murine Leukemia Virus Reverse Transcriptase (M-MLV RT) according to the Invitrogen M-MLV Reverse Transcriptase Kit protocol (Life Technologies). 1µl Oligo (dT)<sub>12-18</sub> primer was added to a tube containing 1 µg DNase treated RNA and 1 µl 10 mM dNTP Mix (10 mM each dATP, dGTP, dCTP and dTTP). Sterile H<sub>2</sub>O was added to a total volume of 12 µl. The mixture was heated to 65 °C for 5 minutes and chilled quickly on ice. 4 µl 5X First Strand Buffer (250 mM Tris-HCl, 375 mM KCl, 15 mM MgCl<sub>2</sub>) was added to the mixture along with 2 µl Dithiothreitol (DTT) and 1 µl (40 units) RNaseOUT Recombinant Ribonuclease Inhibitor (Life Technologies). The contents of the tube

were mixed gently by inversion at incubated at 37 °C for 2 minutes. 1 µl (200 units) M-MLV was added and the mixture was incubated at 37 °C for 50 minutes. The reverse transcription reaction was then terminated by heating the mixture to 70 °C for 15 minutes. Concentration of the synthesized cDNA was measured using a Qubit Fluorimeter (Life Technologies).

#### **2.2.1.iv BAC DNA Extraction**

BAC colonies were stored in glycerol at -80°C. Before extraction of BAC DNA could begin, colonies from the glycerol stock were grown in culture. Chloramphenicol was added to LB media in a 1:100 dilution, giving a final concentration of 12.5 µg/ml. Using a heat sealed micropipette tip, a BAC colony sample was pricked from the glycerol stock and added to a 1.5 ml microcentrifuge tube along with 1 ml of LB/antibiotic mixture. The tube was then incubated overnight (min. 16 hours) at 37 °C.

500 µl of overnight culture was added to 5 ml of LB/antibiotic was in a 50-ml screw-capped tube, with the cap taped lightly into place so as not to prevent air flow in and out of the tube. The liquid culture was incubated in a shaking incubator at 37 °C for 30 minutes, shaking at 220 rpm. Following this initial incubation, 5.5 µl induction solution was added, giving a 1:1000 dilution. The culture was incubated in a shaking incubator at 37 °C for a further 4 hours, shaking at 220 rpm.

BAC DNA was extracted from cells inn liquid culture using the BACMAX DNA Purification Kit (Epicentre). Before beginning the extraction procedure, BACMAX Solutions 1, 3 and 4 were chilled on ice, according to the protocol. 5.5 ml of liquid culture was transferred to a 15 ml screw-capped tube and centrifuged at 3250 x g for 3 minutes to pellet the cells. 200 µl of BACMAX Solution 1 was added to the pellet

and the tube was vortexed vigorously to resuspend the cells. Following resuspension, 400  $\mu$ l of BACMAX Solution 2 was added to the cells and mixed gently by inversion to lyse the cells. 300  $\mu$ l of BACMAX Solution 3 was added and the tube was again mixed gently by inversion until a white precipitate formed. The tube was then incubated on ice for 15 minutes and then centrifuged at 3250 x g for 15 minutes at 4 °C to remove any remaining cellular debris. The supernatant was transferred to a 1.5 ml microcentrifuge tube using a 1000  $\mu$ l large orifice pipette tip to minimize the risk of shearing the DNA. 540 $\mu$ l of room temperature isopropanol was added to the supernatant and mixed by inversion to precipitate the DNA. The DNA was then pelleted by centrifugation at 3250 x g for 15 minutes at 4 °C and the isopropanol was carefully poured off. The pellet was allowed to air-dry at room temperature for 5 minutes and then resuspended in 250  $\mu$ l TE Buffer by tapping and swirling the tube. Vortexing was avoided to prevent damage to the DNA. Any RNA suspended with the DNA was removed by adding 3  $\mu$ l of RiboShredder RNase Blend (Epicentre) to the solution and incubating for 30 minutes at 37 °C. Following RNA digestion, the tube was cooled to room temperature and 250  $\mu$ l of chilled BACMAX Solution 4 was added to the tube. The solutions were mixed thoroughly by tapping the tube and incubated on ice for 15 minutes. The tube was then centrifuged at 3250 x g for 15 minutes at 4°C and the supernatant was recovered and transferred to a fresh microcentrifuge tube. The recovered DNA was precipitated with 1 ml 100% Ethanol and pelleted by centrifugation at 3250 x g for 15 minutes at 4 °C. The Ethanol was removed and the pellet was allowed to air-dry at room temperature for 5 minutes. Finally, the DNA was resuspended in 25  $\mu$ l of TE Buffer. DNA concentration was measured using a Qubit Fluorimeter (Life Technologies).

### **2.2.1.v Phenol/Chloroform extraction and ethanol precipitation of DNA**

The following procedure was used to precipitate DNA from an existing solution. Equal volumes of phenol and chloroform were mixed and added in a 1:1 ratio to a 1.5 ml microcentrifuge containing suspended DNA. If the volume of suspended DNA was low, H<sub>2</sub>O was added to create a final volume of ~100 µl before the addition of Phenol/Chloroform. The solutions were mixed thoroughly by vortexing for 1 minute then centrifuged at 20,913 x g for 5 minutes. The upper aqueous phase was removed and added to a fresh microcentrifuge tube with an equal volume of chloroform. The mixture was vortexed for 1 minute and centrifuged for 5 minutes at 20,913 x g as before. The upper aqueous phase was removed, added to a fresh microcentrifuge tube and mixed with 3x volume of cold 100% Ethanol (stored at -20°C) to precipitate the DNA. The tube was then centrifuged for 20 minutes at 20,913 x g at 4°C to pellet the DNA. Following centrifugation, the ethanol was decanted and the pellet was washed with 300µl cold 70% Ethanol (stored at -20°C) and centrifuged for a further 5 minutes at 20,913 x g at 4°C. The ethanol was removed and the pellet allowed to air-dry and then resuspended in either sterile, RNA free H<sub>2</sub>O or TE Buffer. DNA concentration was measured using a Qubit Fluorimeter (Life Technologies).

### **2.2.1.vi Nucleic Acid Quantitation**

#### **a) Nanodrop Spectrophotometer Quantitation**

Spectrophotometric quantitation of nucleic acids was performed using a Nanodrop ND-1000 Spectrophotometer (Thermo Fisher Scientific Inc.). The spectrophotometer was initialized by pipetting 1.5 µl H<sub>2</sub>O onto the lower pedestal of the Nanodrop and lowering the upper arm to form a column of liquid between the two pedestals.

Following initialization, the pedestals were cleaned with tissue and a blank measurement was made using 1.5  $\mu\text{l}$  of the same medium that the nucleic acid to be measured had been suspended in, typically  $\text{H}_2\text{O}$ , TE Buffer or Elution Buffer (containing 10 mM Tris.Cl pH8). The pedestals were cleaned again and 1.5  $\mu\text{l}$  of the nucleic sample to be measured was loaded onto the lower pedestal and measured.

#### **b) Qubit Fluorimeter Quantitation**

Fluorometric quantitation of nucleic acids was performed using a Qubit2.0 Fluorometer (Life Technologies). The Qubit Working Solution was prepared by adding  $n\mu\text{l}$  of the necessary Qubit reagent (dsDNA, ssDNA or RNA) to  $n \times 199 \mu\text{l}$  of the necessary Qubit buffer (dsDNA, ssDNA or RNA) where  $n$  = number of samples to be measured. Two standards were also prepared in order to calibrate the fluorometer. To prepare the standards, 190  $\mu\text{l}$  Qubit Working Solution was added to two Qubit Assay Tubes containing Standard 1 and Standard 2 respectively. The standards were read successively by placing the assay tubes into the sample chamber of the fluorometer and measuring fluorescence. To prepare samples for measurement, 180-199  $\mu\text{l}$  Qubit Working Solution was added to 1-20  $\mu\text{l}$  of the sample to be measured to give a total volume of 200  $\mu\text{l}$ . All tubes were mixed thoroughly and incubated at room temperature for 2 minutes. Sample concentrations were calculated by placing the assay tubes into the sample chamber of the fluorometer and measuring fluorescence. Stock concentrations were calculated based on the Sample:Qubit Working Solution ratio within the assay tube.

## **2.2.2 Polymerase Chain Reaction**

All PCR reactions were performed using a Bio-Rad T100 Thermal Cycler or a Bio-Rad iCycler iQ Real Time PCR system.

### **2.2.2.i Primer Design and Synthesis**

Oligonucleotide for all PCR reactions were designed using the Primer3Plus primer design tool (Primer3Plus). All primers were synthesized by Eurofins MWG Operon (Eurofins). Sequences and properties of all primers are detailed in Appendix A.

### **2.2.2.ii Standard PCR**

#### **a) Standard PCR for General Applications**

For most PCR applications, the Go-Taq Flexi DNA Polymerase Kit (Promega) was used. This kit contains GoTaq DNA Polymerase, a nonrecombinant modified form of *Taq* DNA polymerase lacking 5' to 3' exonuclease activity. The volumes of reagents used in standard PCR reactions using Go-Taq Flexi DNA Polymerase are shown in Table 2.1. Most PCR reactions were performed in a total volume of 25  $\mu$ l. A total volume of 50  $\mu$ l was used when the products were to be isolated for use in other applications. Template DNA was typically added at an initial concentration of 20-100 ng/ $\mu$ l. All sets of PCR reactions contained a negative (template-free) control reaction to highlight any contamination of PCR reagents.

<b>PCR Reagent</b>	<b>Volume in</b>	<b>Volume in</b>
	<b>25 <math>\mu</math>l Reaction</b>	<b>50 <math>\mu</math>l Reaction</b>
<b>5X GoTaq Flexi Buffer</b>	<b>5 <math>\mu</math>l</b>	<b>10 <math>\mu</math>l</b>
<b>MgCl<sub>2</sub> Solution (25 mM)</b>	<b>2 <math>\mu</math>l</b>	<b>4 <math>\mu</math>l</b>
<b>dNTP Mix (10 mM each)</b>	<b>0.5 <math>\mu</math>l</b>	<b>1 <math>\mu</math>l</b>
<b>Forward Primer (10 pmol/<math>\mu</math>l)</b>	<b>1 <math>\mu</math>l</b>	<b>2 <math>\mu</math>l</b>
<b>Reverse Primer (10 pmol/<math>\mu</math>l)</b>	<b>1 <math>\mu</math>l</b>	<b>2 <math>\mu</math>l</b>
<b>Template DNA</b>	<b>1 <math>\mu</math>l</b>	<b>2 <math>\mu</math>l</b>
<b>GoTaq DNA Polymerase (5 u/<math>\mu</math>l)</b>	<b>0.1 <math>\mu</math>l</b>	<b>0.2 <math>\mu</math>l</b>
<b>H<sub>2</sub>O</b>	<b>14.4 <math>\mu</math>l</b>	<b>28.8 <math>\mu</math>l</b>
<b>Total Volume</b>	<b>25 <math>\mu</math>l</b>	<b>50 <math>\mu</math>l</b>

Table 2.1: Standard volumes of PCR reagents used in a reaction with GoTaq DNA Polymerase.

Table 2.2 describes the typical PCR conditions used with GoTaq DNA polymerase. The number of Denaturation-Annealing-Extension cycles was altered according to the concentration of DNA template used in the reaction and was often altered when trying to optimise the reaction. The length of the extension step was varied according to the predicted size of the product being amplified, allowing 1 minute of extension per Kilobase of product. The annealing temperature was also varied according to the melting temperatures of the oligonucleotide primers being used. This typically varied between 50°C and 60°C and was calculated based on the melting temperatures of the primers detailed in Appendix A. Pairs of primers were designed to have similar

melting temperatures and the annealing temperatures used were typically 2-3°C below these values. This was then raised to increase specificity of amplification.

<b>Step</b>	<b>Temperature</b>	<b>Time</b>	<b># Cycles</b>
<b>Initial Denaturation</b>	<b>95°C</b>	<b>3 min</b>	<b>x1</b>
<b>Denaturation</b>	<b>95°C</b>	<b>30 sec</b>	<b>x35</b>
<b>Annealing</b>	<b>50°C - 60°C</b>	<b>30 sec</b>	
<b>Extension</b>	<b>72°C</b>	<b>1 min/kb</b>	
<b>Final Extension</b>	<b>72°C</b>	<b>5 min</b>	<b>x1</b>
<b>Infinite Hold</b>	<b>4°C</b>	$\infty$	<b>x1</b>

Table 2.2: Standard conditions used for PCR with GoTaq DNA Polymerase.

Following PCR, products were either processed immediately or stored at 4°C until ready for use. For long term storage, products were frozen at -20°C.

#### **b) Standard PCR with Proofreading**

When PCR products were to be sequenced or used for other sequence specific applications, Phusion High-Fidelity DNA Polymerase (New England Biolabs), an alternative polymerase enzyme that also possessed proofreading functionality, was used. The volumes of reagents used in PCR reactions using Phusion High-Fidelity DNA Polymerase are shown in Table 2.3. PCR reactions could be performed in a total volume of 20 µl or 50 µl. However, as most applications that required proofreading also required purified PCR results, a reaction volume of 50µl was used when using this enzyme. Template DNA was typically added at an initial



concentration of 20-100 ng/μl. All sets of PCR reactions contained a negative (template-free) control reaction to highlight any contamination of PCR reagents.

<b>PCR Reagent</b>	<b>Volume in</b>	<b>Volume in</b>
	<b>20 μl Reaction</b>	<b>50 μl Reaction</b>
<b>5X Phusion HF Buffer</b>	<b>4 μl</b>	<b>10 μl</b>
<b>dNTP Mix (10 mM each)</b>	<b>0.4 μl</b>	<b>1 μl</b>
<b>Forward Primer (10 pmol/μl)</b>	<b>1 μl</b>	<b>2.5 μl</b>
<b>Reverse Primer (10 pmol/μl)</b>	<b>1 μl</b>	<b>2.5 μl</b>
<b>Template DNA</b>	<b>1 μl</b>	<b>2.5 μl</b>
<b>Phusion DNA Polymerase (2 u/μl)</b>	<b>0.2 μl</b>	<b>0.5 μl</b>
<b>H<sub>2</sub>O</b>	<b>12.4 μl</b>	<b>31 μl</b>
<b>Total Volume</b>	<b>20 μl</b>	<b>50 μl</b>

Table 2.3: Standard volumes of PCR reagents used in a reaction with Phusion DNA Polymerase.

Table 2.4 describes the typical PCR conditions used with Phusion DNA Polymerase (New England Biolabs). The number of Denaturation-Annealing-Extension cycles was altered according to the concentration of DNA template used in the reaction and was often altered when trying to optimise the reaction. The length of the extension step was varied according to the predicted size of the product being amplified, allowing 30 seconds of extension per Kilobase of product. The annealing temperature was also varied according to the melting temperatures of the

oligonucleotide primers being used. This typically varied between 50°C and 60°C and was calculated based on the melting temperatures of the primers detailed in Appendix A.

<b>Step</b>	<b>Temperature</b>	<b>Time</b>	<b># Cycles</b>
<b>Initial Denaturation</b>	<b>98°C</b>	<b>30 sec</b>	<b>x1</b>
<b>Denaturation</b>	<b>98°C</b>	<b>10 sec</b>	<b>x35</b>
<b>Annealing</b>	<b>50°C - 60°C</b>	<b>30 sec</b>	
<b>Extension</b>	<b>72°C</b>	<b>30 sec/kb</b>	
<b>Final Extension</b>	<b>72°C</b>	<b>10 min</b>	<b>x1</b>
<b>Infinite Hold</b>	<b>4°C</b>	$\infty$	<b>x1</b>

Table 2.4: Standard conditions used for PCR with Phusion DNA Polymerase.

Following PCR, products were either processed immediately or stored at 4°C until ready for use. For long term storage, products were frozen at -20°C.

### **2.2.2.iii Long PCR**

For PCR applications where large regions of sequence beyond the amplification range of standard PCR enzymes were being amplified, Fermentas Long PCR Enzyme Mix (Thermo Fisher Scientific Inc.) was used. Fermentas Long PCR Enzyme Mix contains both Taq DNA Polymerase and a second thermostable DNA polymerase with proofreading activity and is able to amplify up to 21 kb from genomic DNA templates. The volumes of reagents used in Long PCR reactions using this mix are shown in Table 2.5. All PCR reactions were performed in a total

volume of 50  $\mu$ l. Template DNA was typically added at an initial concentration of 20-100 ng/ $\mu$ l. All sets of PCR reactions contained a negative (template-free) control reaction to highlight any contamination of PCR reagents.

<b>PCR Reagent</b>	<b>Volume in 50 <math>\mu</math>l Reaction</b>
<b>10X Long PCR Buffer with 15 mM MgCl<sub>2</sub></b>	<b>5 <math>\mu</math>l</b>
<b>dNTP Mix (2 mM each)</b>	<b>5 <math>\mu</math>l</b>
<b>Forward Primer (10 pmol/<math>\mu</math>l)</b>	<b>2 <math>\mu</math>l</b>
<b>Reverse Primer (10 pmol/<math>\mu</math>l)</b>	<b>2 <math>\mu</math>l</b>
<b>Template DNA</b>	<b>2 <math>\mu</math>l</b>
<b>Long PCR Enzyme Mix (5 u/<math>\mu</math>l)</b>	<b>0.5 <math>\mu</math>l</b>
<b>H<sub>2</sub>O</b>	<b>33.5 <math>\mu</math>l</b>
<hr/> <b>Total Volume</b>	<hr/> <b>50 <math>\mu</math>l</b>

Table 2.5: Standard volumes of PCR reagents used in a reaction with Fermentas Long Enzyme Mix.

Table 2.6 describes the typical PCR conditions used with Fermentas Long Enzyme Mix (Thermo Fisher Scientific Inc). The number of Denaturation-Annealing-Extension cycles was altered according to the concentration of DNA template used in the reaction and was often altered when optimising the reaction. The length of the extension step was varied according to the predicted size of the product being

amplified, allowing 1 minute of extension per Kilobase of product. The annealing temperature was also varied according to the melting temperatures of the oligonucleotide primers being used. This typically varied between 50°C and 60°C and was calculated based on the melting temperatures of the primers detailed in Appendix A.

<b>Step</b>	<b>Temperature</b>	<b>Time</b>	<b># Cycles</b>
<b>Initial Denaturation</b>	<b>98°C</b>	<b>3 min</b>	<b>x1</b>
<b>Denaturation</b>	<b>96°C</b>	<b>20 sec</b>	<b>x10</b>
<b>Annealing</b>	<b>50°C - 60°C</b>	<b>30 sec</b>	
<b>Extension</b>	<b>68°C</b>	<b>60 sec/kb</b>	
<b>Denaturation</b>	<b>94°C</b>	<b>20 sec</b>	<b>x25</b>
<b>Annealing</b>	<b>50°C – 60°C</b>	<b>30 sec</b>	
<b>Extension</b>	<b>68°C</b>	<b>60 sec/kb</b>	
<b>Final Extension</b>	<b>72°C</b>	<b>10 min</b>	<b>x1</b>
<b>Infinite Hold</b>	<b>4°C</b>	$\infty$	<b>x1</b>

Table 2.6: Standard conditions used for PCR with Fermentas Long PCR Enzyme Mix

Following PCR, products were either processed immediately or stored at 4°C until ready for use. For long-term storage, products were frozen at -20°C.

#### **2.2.2.iv Rapid Amplification of 3' cDNA Ends (3' RACE) PCR**

Amplification of 3' ends of specific cDNA transcripts was performed using the Go-Taq Flexi DNA Polymerase Kit (Promega) with a gene specific forward primer and

an Oligo V(dT)<sub>18</sub> reverse primer. The Oligo V(dT)<sub>18</sub> primer consisted of 18 Ts, designed to anneal to the polyA tail of the mRNA transcripts, preceded by either A, C or G in a 1:1:1 ratio. As such, 3x standard volume of the reverse primer was necessary as only one third of primers would anneal correctly. The volumes of reagents used in 3' RACE PCR reactions are shown in Table 2.7. 3' RACE PCR reactions were typically performed in a total volume of 25 µl, or 50 µl when the products were to be isolated. Template RNA was typically added at an initial concentration of 20-100 ng/µl. All sets of PCR reactions contained a negative (template-free) control reaction to highlight any contamination of PCR reagents.

<b>PCR Reagent</b>	<b>Volume in</b>	<b>Volume in</b>
	<b>25 µl Reaction</b>	<b>50 µl Reaction</b>
<b>5X GoTaq Flexi Buffer</b>	<b>5 µl</b>	<b>10 µl</b>
<b>MgCl<sub>2</sub> Solution (25 mM)</b>	<b>2 µl</b>	<b>4 µl</b>
<b>dNTP Mix (10 mM each)</b>	<b>0.5 µl</b>	<b>1 µl</b>
<b>Forward Primer (10 pmol/µl)</b>	<b>1 µl</b>	<b>2 µl</b>
<b>Oligo V(dT)<sub>18</sub> Primer (10 pmol/µl)</b>	<b>3 µl</b>	<b>6 µl</b>
<b>Template DNA</b>	<b>1 µl</b>	<b>2 µl</b>
<b>GoTaq DNA Polymerase (5 u/µl)</b>	<b>0.1 µl</b>	<b>0.2 µl</b>
<b>H<sub>2</sub>O</b>	<b>12.4 µl</b>	<b>24.8 µl</b>
<b>Total Volume</b>	<b>25 µl</b>	<b>50 µl</b>

Table 2.7: Standard volumes of PCR reagents used in 3' RACE using GoTAQ DNA Polymerase

PCR was performed under the same conditions as standard PCR using GoTaq DNA Polymerase, with the annealing temperature calculated according to the melting temperature of the gene specific forward primer. Following PCR, products were either processed immediately or stored at 4°C until ready for use. For long-term storage, products were frozen at -20°C.

#### **2.2.2.v. Purification of PCR Products**

When visualisation of PCR products by Agarose Gel Electrophoresis (2.2.3.i) revealed that only one product had been produced, products were purified directly from solution using the QIAquick PCR Purification Kit (Qiagen). Unless stated otherwise, all centrifugation steps took place at 17,900 x *g* at room temperature.

The PCR reaction solution was added to a 1.5 ml microcentrifuge tube and 5 volumes of Buffer PB (containing Guanidine Hydrochloride and Isopropanol) were added to the tube to denature the PCR reagents and precipitate the DNA. The mixture was transferred to a QIAquick column and the column was placed into a 2 ml collection tube. If the volume of the mixture exceeded the maximum capacity of the column (800 µl), the mixture was divided into 800µl aliquots and the following step repeated until all of the mixture had been processed. The DNA was bound to the column by centrifugation for 1 minute. The flow through was discarded and the column placed back into the same collection tube. The bound DNA was washed by adding 750 µl Buffer PE (containing Ethanol) and centrifuging for 1 minute. The flow through was discarded and the column was returned to the collection tube and subjected to a further minute of centrifugation to remove residual buffer. The QIAquick column was removed from the collection tube and placed in a clean 1.5 ml microcentrifuge tube. 50 µl Buffer EB ((containing 10 mM Tris.Cl pH8) was applied to the column filter and the PCR products were eluted by

centrifugation for 60 seconds. When a higher concentration of product was required, the volume of Buffer EB used was reduced to 30  $\mu$ l and the column was allowed to stand for 1 minute prior to centrifugation. The concentration of eluted PCR products was measured using a Nanodrop Spectrophotometer (Thermo Fisher Scientific Inc.).

### **2.2.3 Gel Electrophoresis**

#### **2.2.3.i Agarose Gel Electrophoresis**

PCR products were analysed using electrophoresis of agarose gels containing Ethidium bromide to confirm that the correct products of a predicted size had been produced. Typically, gels containing 1.5% agarose were used, however, agarose concentration was decreased to 1% when larger product sizes were predicted and increased to 2% when multiple bands were seen. Agarose gels were made by adding molecular grade agarose (Sigma-Aldrich) to 0.5x TBE Buffer in the correct w/v ratio to provide 1%, 1.5% or 2% gels. The mixture was heated with regular agitation to ensure that the agarose was completely dissolved. Ethidium bromide was added from stock (10 mg/ml) to a final concentration of 0.2  $\mu$ g/ml. The gel was poured into a casting tray and a comb was placed with its teeth submerged in the gel, and was allowed to cool. Once cooled, the comb was removed and the gel was placed into a Mini-Sub Cell GT Cell (Bio-Rad) and covered in sufficient TBE buffer. For larger gels, either the Wide Mini-Sub Cell GT Cell or Sub-Cell GT Cell (Bio-Rad) was used according to size required. Samples were loaded directly into the wells left by the teeth of the gel casting combs. For clear samples, 6X Blue Loading Dye (New England Biolabs) was added in a 1:5 ratio to provide blue colour for loading. For reference, 5  $\mu$ l DNA marker ladder was loaded alongside samples to aid in band size determination. Different ladders were used depending on the predicted size of PCR

products. For products <1 kb in length, 100 bp DNA Ladder (New England Biolabs) was used. For products >1 kb in length, 1 Kb DNA Ladder (New England Biolabs) was used. Samples were run by applying 80 volts to the gel for 30 minutes using a PowerPac Basic Power Supply (Bio-Rad). When larger gels were run using a Sub-Cell GT Cell, the voltage was increased to 110 volts. Following gel electrophoresis, DNA was visualised by transillumination with UV light.

### **2.2.3.ii Extraction of PCR Products from Agarose Gel**

PCR products were isolated from agarose gel using the QIAquick Gel Extraction Kit (Qiagen). This was used as an alternative to the QIAquick PCR Purification Kit (Qiagen) when PCR products showed multiple bands and only those of a specific size were to be extracted. Unless stated otherwise, all centrifugation steps took place at 17,900 x *g* at room temperature.

Using a clean scalpel, the desired band was excised from the agarose gel under UV light and placed into a clean 2 ml microcentrifuge tube and weighed. 3 volumes of yellow Buffer QG (containing Guanidine thiocyanate) were added to one volume of gel (for example, 100 mg ~ 100 µl) to aid in solubilisation. The tube was incubated at 50°C for 10 minutes, with regular agitation until the gel had completely dissolved. If the colour of the solution had changed from yellow to purple, 10 µl 3 m Sodium acetate (pH5) was added to lower the pH and restore the yellow colour. Once the gel was fully dissolved, 1 gel volume of room temperature isopropanol was added to the sample and mixed well. The mixture was then transferred to a QIAquick spin column and the column was placed into a 2 ml collection tube. If the volume of the mixture exceeded the maximum capacity of the column (800 µl), the mixture was divided into 800 µl aliquots and the following step repeated until all of the mixture



had been processed. To bind the DNA to the column, the sample was centrifuged for 1 minute. The flow through was discarded and the column returned to the same collection tube. 500  $\mu$ l Buffer QG was added to the column and the sample was centrifuged for a further minute to remove any traces of agarose. The flowthrough was discarded and 750  $\mu$ l Buffer PE (containing Ethanol) was applied to the filter. When the sample was to be directly used for sequencing, or other salt sensitive applications, the column was allowed to stand for 5 minutes. The sample was washed by centrifugation for 1 minute and the flow through was discarded. The column was placed back into the collection tube and subjected to a further 1 minute of centrifugation to remove residual ethanol from the filter. The column was removed from the collection tube and placed in a 1.5 ml microcentrifuge tube. To elute the DNA, 50  $\mu$ l Buffer EB (containing 10 mM Tris.Cl pH8) was applied to the filter and the sample was centrifuged for 1 minute at 20,913 x g. When a higher concentration of eluted DNA was desired, the volume of Buffer EB was reduced to 30  $\mu$ l and the sample was allowed to stand for 4 minutes prior to centrifugation. The concentration of eluted PCR products was measured using a Nanodrop Spectrophotometer (Thermo Fisher Scientific Inc.).

## **2.2.4 Nucleic Acid Restriction**

### **2.2.4.i Digestion of DNA using Restriction Enzymes**

A variety of different restriction enzymes were used to cut DNA based on recognised sequences, either 4 bases or 6 bases in length. All enzymes used were provided by New England Biolabs. Table 2.8 shows the volumes of different components used in a typical restriction digest using the four base cutter HaeIII (New England Biolabs). 1 unit of enzyme is typically the amount required to digest 1  $\mu$ g DNA in a 50  $\mu$ l

reaction in 60 minutes. However, a 10x overdigestion was used in order to neutralise any variability introduced by differences in DNA templates. Four different buffers are available from New England Biolabs for use in digestion reactions. Information provided with each enzyme indicated to the level of activity achieved by the enzyme in each of the available buffers. In all cases, the Buffer which allowed for the highest level of activity was used.

<b>Component</b>	<b>Volume</b>
<b>HaeIII Restriction Enzyme (10 u/μl)</b>	<b>1 μl</b>
<b>DNA</b>	<b>1 μg</b>
<b>10X NE Buffer 2</b>	<b>5 μl</b>
<b>H<sub>2</sub>O</b>	<b>To 50 μl</b>

Table 2.8: Volumes of components used in a typical restriction digest.

Reactions were typically incubated at 37°C for 60 minutes to allow digestion to take place. The temperature and duration of incubation was varied according to the requirements of individual enzymes. Reactions were typically stopped using heat inactivation. This was performed by incubating the reaction mixture to 80°C for 20 minutes. The temperature and duration of heat inactivation used was varied according to the requirements of individual enzymes. Following digestion, restricted DNA could be purified using the Qiagen QIAquick PCR Purification Kit (2.2.2.v).

### **2.2.5 DNA Cloning**

### **2.2.5.i DNA Ligation**

DNA ligation was performed using T4 DNA Ligase with the pGEM-T Easy Vector System (Promega). Alongside DNA samples, ligation reactions were also performed using control insert DNA (positive control) and with no DNA insert (background control). 5  $\mu$ l 2x Rapid Ligation Buffer was added to a clean 1.5 ml microcentrifuge tube with 1  $\mu$ l pGEM-T Easy Vector. DNA inserts to be ligated were added in a 3:1 ratio of insert to the vector, equating to ~20 ng insert. For the positive control, 2  $\mu$ l control insert DNA was added. 1  $\mu$ l (3 units) of T4 DNA ligase were also added before H<sub>2</sub>O was added to bring the reaction to a total volume of 10  $\mu$ l. The reactions were mixed gently by pipetting and incubated at 4 °C overnight (minimum 16 hours).

### **2.2.5.ii Transformation of Competent Cells**

Ligated DNA Vectors were transformed into Stratagene XL1-Blue Competent Cells (Agilent technologies). During transformation, an extra positive control was performed using the pUC18 control vector.

XL1-Blue competent cells (stored at -80 °C) were thawed on ice. Once thawed 100  $\mu$ l of cells were pipetted into a 14 ml Falcon Polypropylene tube that had been pre-chilled on ice. 1.7  $\mu$ l  $\beta$ -mercaptoethanol was added to each aliquot of cells. The tubes were swirled gently then incubate on ice for 10 minutes, with additional swirling every 2 minutes. Between 0.1 ng and 0.5 ng ligated sample DNA was added to the cells, with 1  $\mu$ l pUC18 control DNA added to the positive control tube, and incubated for a further 30 minutes on ice. The cells were heat shocked at 42 °C in a water bath for precisely 45 seconds and incubated on ice for a further 2 minutes.

0.9 ml SOC medium, preheated to 42 °C, was added and the cells were incubated for 1 hour at 37 °C, shaking at 250 rpm.

LB agar plates were prepared containing Ampicillin at a final concentration of 50 µg/ml. To allow blue/white selection of colonies, X-gal (20 mg/ml) and IPTG (20%) were added at final concentrations of 800 ng/ml and 20 ng/ml respectively. 200 µl transformation mixture was applied to an LB agar plate and streaked evenly across the surface. For pUC18 control plates, 5 µl pUC18 transformation mixture was plated. Plates were incubated at 37 °C overnight (minimum 17 hours) to allow colony growth and colour development. Colonies that contained the desired insert developed a white colour whilst those that didn't developed a blue colour. Incubation for a further 2 hours at 4 °C helped to enhance colour development.

A number of white colonies were identified and transferred to a fresh plate using a heat sealed pipette tip. The presence of the desired insert within these colonies was further confirmed by colony PCR, using bacterial colonies as a source of template DNA by dipping the pipette tip into the PCR reaction mixture. PCR was then performed according to the same protocol as Standard PCR (2.2.2.ii) with SP6 and T7 primers (described in Appendix A), designed to amplify DNA inserts from the pGEM-T vector. Transferred colonies were incubated overnight (minimum 17 hours) at 37°C to allow further growth.

### **2.2.5.iii Preparation of Plasmids for Sequencing**

Before plasmids were purified from colonies for sequencing, the colonies were grown in liquid culture. 2 ml of liquid LB media was added to a 14 ml Falcon Polypropylene tube with 2 µl Ampicillin (1000x dilution). The media was inoculated

with colonies known to contain the desired insert and incubated overnight (minimum 16 hours) at 37 °C, shaking at 250 rpm.

Plasmids were prepared for sequencing using the PureYield Plasmid Miniprep System (Promega). Unless stated otherwise, all centrifugation steps were performed at 17,900 x g at room temperature.

Following overnight incubation, liquid cultures were centrifuged at 3250 x g for 10 minutes to pellet the cells. The supernatant was discarded and the cells were resuspended in 600 µl LB media and transferred to a 1.5ml microcentrifuge tube. 100 µl Cell Lysis Buffer was added to the cells and mixed by inversion. Lysis was allowed to occur for no more than 2 minutes before 350 µl cold Neutralisation Solution (stored at 4 °C) was added and mixed thoroughly by inversion. Following complete neutralisation, indicated by the formation of a yellow precipitate, the mixture was centrifuged for 3 minutes to remove cellular debris. The supernatant was transferred to a PureYield Minicolumn and the column was placed in a PureYield Collection tube. The mixture was centrifuged for 15 seconds, the flow through was discarded and the column was returned to the same collection tube. 200 µl Endotoxin Removal Wash was added and the column was centrifuged for a further 15 seconds. Following centrifugation, 400 µl of Column Wash Solution was added to the column and the mixture was centrifuged for 30 seconds. The column was transferred to a clean 1.5 ml microcentrifuge tube and 30 µl Elution Buffer (10 mM Tris-HCl, 0.1 mM EDTA pH8.5) was applied directly to the column filter. The column was allowed to stand for 1 minute and then centrifuged for 15 seconds to elute the plasmid DNA. DNA was then processed immediately or stored at -20 °C. The concentration of eluted Plasmid DNA was measured using a Nanodrop Spectrophotometer (Thermo Fisher Scientific Inc.).

## **2.2.6 DNA Sequencing**

### **2.2.6.i Direct DNA Sequencing**

All direct sequencing of DNA was performed by external bodies. Samples sequenced by the Durham DNA Sequencing and Fragment Analysis Facility were sequenced using the Applied Biosystems 3730 DNA Analyser. Samples sequenced by Eurofins MWG Operon were sequenced using Applied Biosystems 3730XL DNA Analyser.

### **2.2.6.ii Next Generation DNA Sequencing.**

#### **a) 454 Sequencing**

The 454 sequencing platform relies on the pyrosequencing reaction, detecting light emitted as nucleotides are incorporated into a complementary strand of DNA (Mardis, 2008). All 454 sequencing was performed by the Centre for Genomic Research, University of Liverpool using the Roche 454 GS FLX. Pyrosequencer.

#### **b) Illumina Sequencing**

The Illumina sequencing method relies on synthesis of a DNA strand using fluorescent labelled nucleotides which imaged following the incorporation of each base (Mardis, 2008). All Illumina Sequencing was performed by The Genome Analysis Centre, Norwich using the Illumina HiSeq2500 and Illumina MiSeq platforms.

## **2.2.7 Sequence Analysis of DNA**

### **2.2.7.i Confirmation of Sequencing Results**

DNA sequence data was produced in FASTA format and accompanied with chromatogram files to aid in the manual confirmation of the nucleotide sequence. Chromatograms were viewed using Chromas Lite ([technelysium.co.au/?page\\_id=13](http://technelysium.co.au/?page_id=13)), a free chromatogram viewer produced by Technelysium. DNA sequence was presented above the sequencing chromatogram and unclear bases were identified. The chromatogram peaks were used to manually 'call' ambiguous bases and to identify erroneous bases for removal. Following alterations, the FASTA sequence was altered accordingly.

### **2.2.7.ii Assembly of Sequence Contigs**

Sequence contigs were combined by identifying areas of identical sequence at the ends of each of the smaller contigs when presented in FASTA format. DNA FASTA sequences were analysed using the NCBI Basic Local Alignment Search Tool BLASTN search ([blast.ncbi.nlm.nih.gov/Blast.cgi](http://blast.ncbi.nlm.nih.gov/Blast.cgi)) to align multiple contigs and identify regions of similar sequence. If homologous sequences were identified, they were used to combine the shorter sequence into a single, larger contig by removal of the sequence from one strand before joining the two sequences together. When possible, identical sequence was removed from the smaller of the two sequences to maintain continuity. Similarly, if one sequence was already anchored, having been previously joined to another, this sequence was preferred. The reverse complements of the sequences were used where necessary to maintain continuity. Reverse complementation of sequences was performed using The Sequence Manipulation Suite ([www.bioinformatics.org/sms2](http://www.bioinformatics.org/sms2)).

In instances where genetic material had been obtained from cultivars of *Primula vulgaris*, the TGAC browser was used to convert the sequence from the cultivar into the wild type sequence. This served to remove and cultivar specific polymorphisms.

### **2.2.7.iii Alignment of DNA Sequences**

DNA sequences were aligned using the EMBL-EBI ClustalW2 tool ([www.ebi.ac.uk/tools/msa/clustalw2](http://www.ebi.ac.uk/tools/msa/clustalw2)). Nucleotide sequences were entered in FASTA format and aligned based on their nucleotide sequence. The tool provided output by presenting the sequences above each other, displaying identical bases and highlighting regions unique to one sequence. The same tool was used for the alignment of amino acid sequences.

## **2.2.8 Annotation of DNA Sequences**

### **2.2.8.i Translation of DNA Sequences**

All nucleotide sequences were translated into Amino Acid sequences using the ExPASy Translate tool ([www.expasy.org/tools](http://www.expasy.org/tools)). Nucleotide sequences were translated into six open reading frames; 3 forward and 3 reverse. The tool was also used to align translated sequence with its original nucleotide sequence.

### **2.2.8.ii Identification of Homologous Genes.**

Nucleotide sequences were analysed using the NCBI BLAST to identify genes. Genes were identified based on homology with previously identified genes from other species using both the BLASTN tool, searching a nucleotide database using a nucleotide query, and the TBLASTX tool, searching a translated nucleotide database



using a translated nucleotide query. Only genes identified as homologous to genes from other plant species were recorded.

### **2.2.8.iii Genetic Annotation of Sequences**

Following the initial identification of a gene containing nucleotide sequence, the sequence was translated and aligned to the known amino acid sequence of the homologous gene, obtained through the NCBI database, in order to identify any introns within the original nucleotide sequence. All open reading frames (ORFs) of the translated nucleotide sequence were aligned to the database sequence. Amino acids sequences were displayed alongside the original nucleotide sequences and intron-exon boundaries were identified in accordance with the GT-AG rule (Breathnach and Chambon, 1981). Start and stop codons were also identified and ORFs were combined to construct the amino acid sequence of the gene in conjunction with the original nucleotide sequence.

### **2.2.8.iv Syntenic Mapping of Genes**

Following annotations of all genes found within nucleotide sequences, the amino acid sequences of each gene were used as queries in BLASTP searches, using protein queries to search protein databases, against a number of species-specific databases. The TAIR BLAST ([www.arabidopsis.org/blast](http://www.arabidopsis.org/blast)) tool was used to identify homologous genes from *Arabidopsis thaliana* whilst the Phytozome BLAST tool ([www.phytozome.net](http://www.phytozome.net)) was used for other species. Upon identification of homologous genes, the locus of each gene was recorded and compared to the loci identified within *Primula* in order to identify any conservation of gene order.

## CHAPTER THREE

### Identification of the allelic origins of *Primula vulgaris* cv. Blue Jeans

#### BACs

### 3.1 Introduction

#### 3.1.1 Construction of the *P. vulgaris* cv. Blue Jeans BAC library

The construction of a BAC library, containing genomic DNA from Thrum *Primula vulgaris* cv. Blue Jeans individuals, provides an important source of sequence data from the area immediately surrounding the *Primula S* locus. Although not all of the BACs within the library have been characterised, many of the 54 BACs already identified are estimated to cover regions over 60Kb long with some examples, such as the BAC 32O2, up to 110Kb in length. Additionally, many BACs have also been shown to overlap with others within the library, suggesting that the two BAC sequences could be combined into a single, even larger sequence.

The *P. vulgaris* cv. Blue Jeans BACs have also been a valuable tool in the positioning of the three markers *SLL1*, *PvSLP1* and *Hose in Hose* relative to the *S* locus (Manfield *et al.*, 2005; Li *et al.*, 2007, 2008, 2011). By identifying *SLL1* within the BAC 32O2, *PvSLP1* within 81B15, and *PvGLO* (the locus responsible for the *Hose in Hose* mutation) within BAC 28O8, these three BACs could be used as starting points to identify other BACs surrounding them, using sequences from the end of each BAC to probe the BAC library and identify overlapping sequences. Using this method, a BAC walk has now been completed to identify 23 BACs from the region between the *S* locus and *PvGLO*, and the BACS identified by this method are shown in Figure 3.1 (Li *et al.*, 2011).

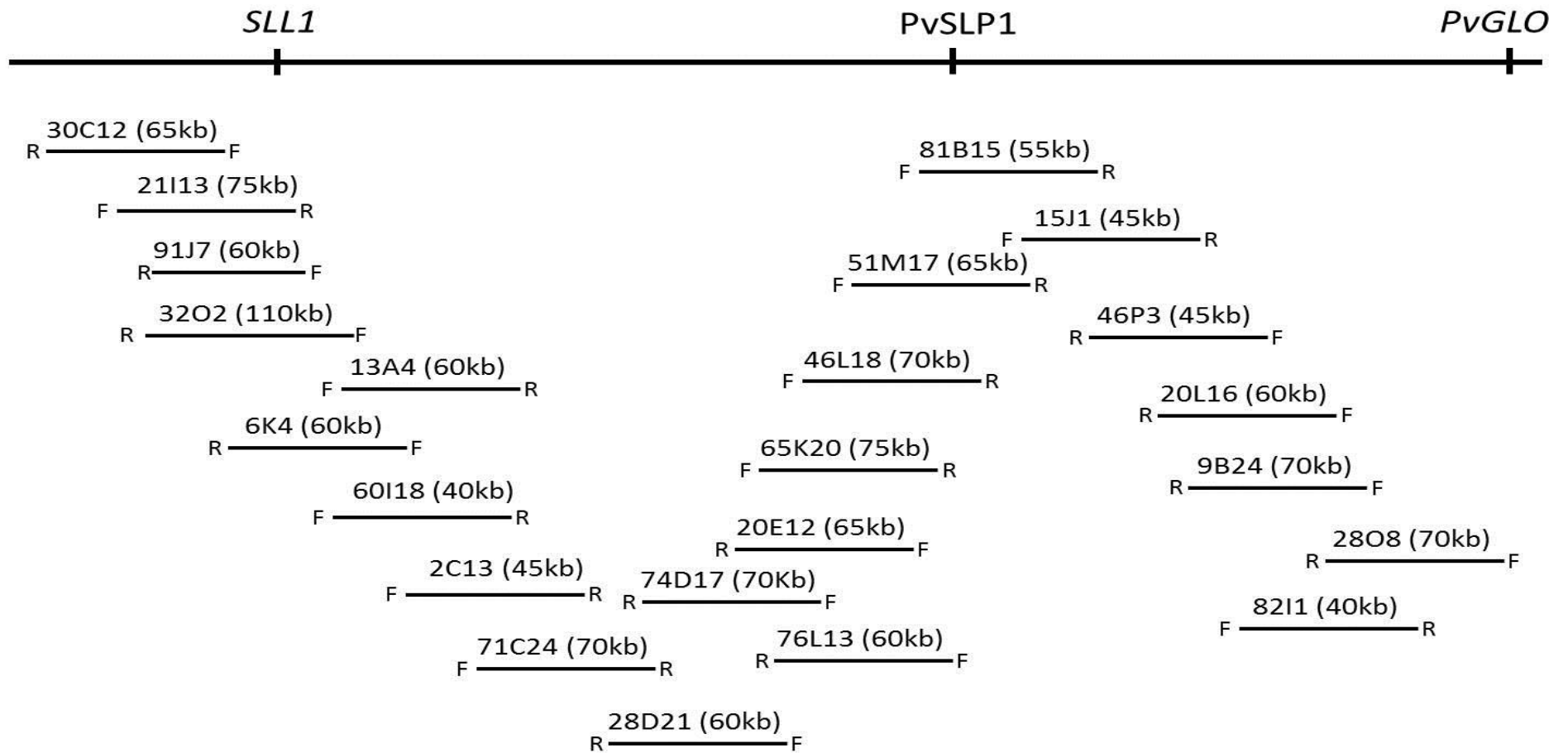


Figure 3.1: Relative positions of 23 BACs identified within the *P. vulgaris* cv. Blue Jeans BAC library. The F and R ends of each BAC are labelled. The positions of the *S* locus markers *SLL1*, *PvSLP1* and *PvGLO* and estimated sizes of BACs are shown. BACs are not shown to scale (Li *et al.*, 2011).

Due to the large size of many of the BACs within the library, Direct DNA sequencing methods are unable to provide sequence data far beyond the ends of each BAC. Upon identification of each BAC and the sequencing of each end, the end thought to be the 5' end of the BAC was labelled as the F (Forward) end and the 3' end was labelled the R (Reverse) end, named in accordance with their direction relative to the *S* locus. However, on a number of occasions, subsequent probing of the BAC library using these F end and R end sequences revealed that the BAC was in the opposite orientation. An example of this is the BAC 46P3, in which the end sequences 46P3.R is found at the 5' end of the BAC and 46P3.F at the 3' end.

### **3.1.2. Attribution of BAC end sequences to *S* locus alleles**

The region shown in Figure 3.1 is of particular significance given the nature of the three markers shown in the figure. *PvSLP1* is a Thrum specific polymorphism (Manfield *et al.*, 2005) and, in over 170 tests, no examples of recombination between *PvSLL1* and the *S* locus have been observed (Li *et al.*, 2007). However, *PvGLO* has been shown to recombine with the *S* locus (Li *et al.*, 2008). This suggests that the mechanisms which restrict recombination within the *S* locus, also preventing recombination between the locus and *PvSLL1* and *PvSLP1*, must not extend as far as *PvGLO*, breaking down within this region.

In order to characterise the region covered by the BACs shown in Figure 3.1, it is important to know which allele of the *S* locus each BAC was originally cloned from. Although all BACs were cloned from Thrum DNA, the heterozygous nature of Thrum individuals at the *S* locus means that the Pin allele for the locus was also

present within this original template DNA. As a result, the BAC library will contain a 50:50 mix of Pin and Thrum DNA.

Whilst these sequences could be combined to provide a consensus sequence for this region, particularly in the area near *PvGLO* where the Pin and Thrum alleles become less clearly defined, this may lead to the generation of incorrect data closer to the locus. Similarly, if, following the assembly of a sequence for this region, any further genes can be identified, it will be important to know if they are specific to either allele. This would be difficult if the allelic origins of the sequences are not known. Therefore, if it can be determined whether each BAC was originally cloned from the Pin or Thrum allele, those BACs cloned from the same allele could be sequenced and assembled to provide a reference sequence for a single allele of the *S* locus.

### **3.1.3. Selection of BACs for analysis**

As discussed above, the mechanism which inhibits recombination within the *S* locus appears to break down within the region between *PvSLP1* and *PvGLO*. Consequently, particular attention will be paid to 4 BACs from this region: 81B15, 46P3, 9B24 and 28O8. Identified from Figure 3.1, these four BACs overlap sufficiently to form a link between the two markers whilst containing the least amount of redundant sequence due to overlaps. As such, if it can be demonstrated that these BACs have all been derived from the same allele of the *S* locus, they can be considered suitable candidates for sequencing and assembly of a single contiguous sequence linking the two markers.

However, in addition to these four BACs, a preliminary screen of other BACs, between *PvSLL1* and *PvSLP1* will also take place. For this purpose, 7 more BACs were selected from Figure 3.1 that could link the BACs 32O2 and 81B15: 6K4,

60I18, 71C24, 28D21, 65K20 and 51M17. Although these BACs are situated within the region thought to be protected from recombination, analysis of these sequences will provide a further insight into the allelic variety within the BAC library.

## **3.2 Results**

### **3.2.1 *In vitro* analysis of BAC end sequences**

Analysis of BAC end sequences was first approached using *in vitro* techniques to analyse the same BAC end sequences from a selection of Pin and Thrum individuals. All DNA samples used were extracted from individuals belonging to the Blue Jeans cultivar of *Primula vulgaris*.

#### **3.2.1.i PCR amplification of BAC end sequences**

Genomic DNA was extracted from 4 Pin and 4 Thrum individuals. BAC DNA was also extracted from BAC colonies stored at -80°C. Details of PCR primers and annealing temperatures used in PCR reactions can be seen in Appendix A.

Primers designed from BAC end sequences were used to amplify the BAC end sequence from 4 Pin and 4 Thrum genomic templates as well as a BAC DNA template. Figure 3.2 shows the results of PCR reactions amplifying the 5' end of the BACs 6K4, 60I18, 71C24, 65K20 and 51M17 as well as the amplification of the 3' end of BAC 28D21, as no sequence was available for the 5' end of this BAC. Figure 3.2 also shows that no amplification occurred when primers designed BAC end 71C24.F were used with 3<sup>rd</sup> Pin genomic DNA template. In addition to this, amplification of this BAC ends produced multiple bands from each template.

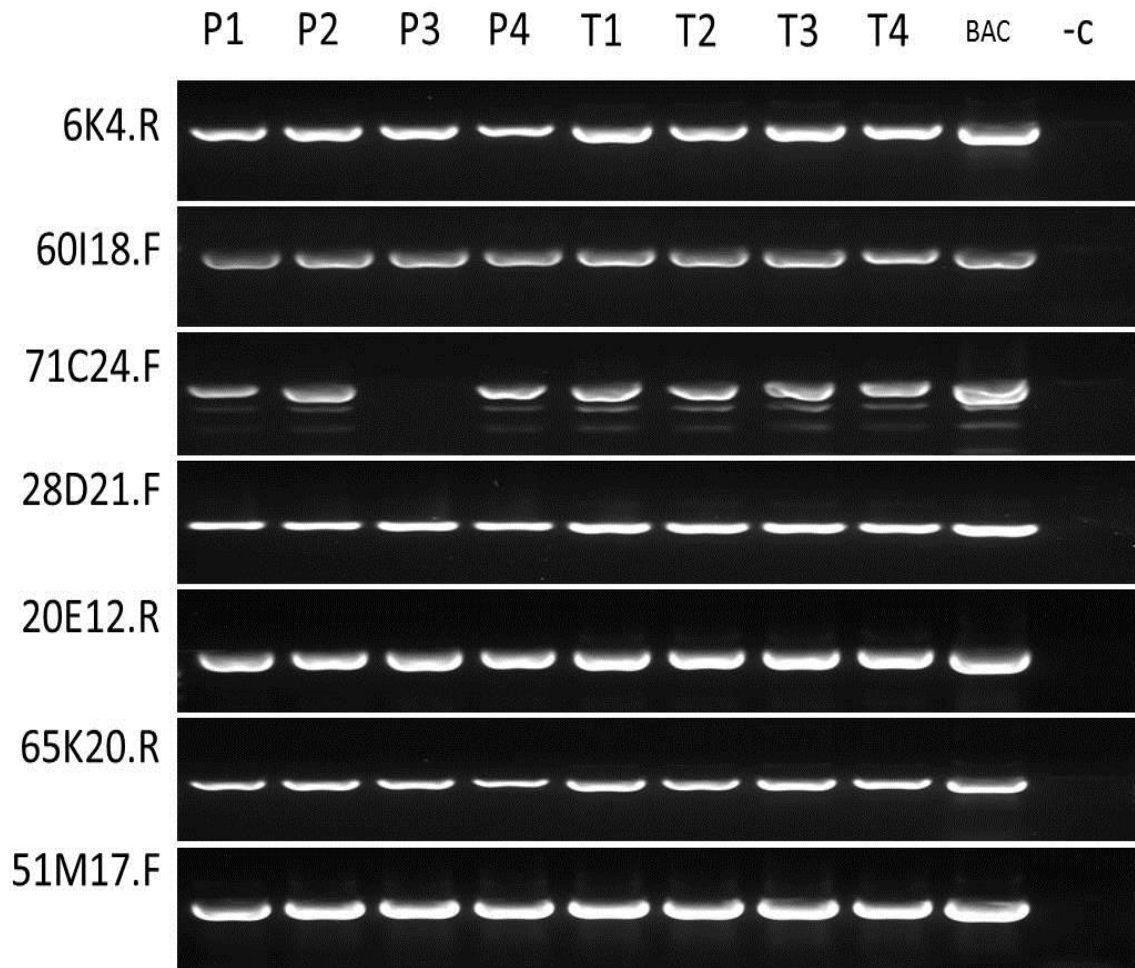


Figure 3.2: PCR amplification of BAC end sequences. BAC end sequences 6K4.R, 60I18.F, 71C24.F, 28D21.F, 20E12.R, 65K20.R and 51M17.F were amplified from 4 Pin and 4 Thrum genomic DNA templates and a BAC DNA template.

PCR was also used to amplify both BAC end sequences of the BACs 81B15, 46P3, 9B24 and 28O8 from the same Pin, Thrum and BAC templates. The results of these reactions can be seen in Figure 3.3. As shown in this figure, products were obtained from all BAC ends. However, primers from the F end of the BAC 46P3 were unable to amplify any products from the Thrum genomic DNA templates or from the third Pin genomic DNA template. For all other BAC ends however, no visible difference could be seen in the size of the products obtained.

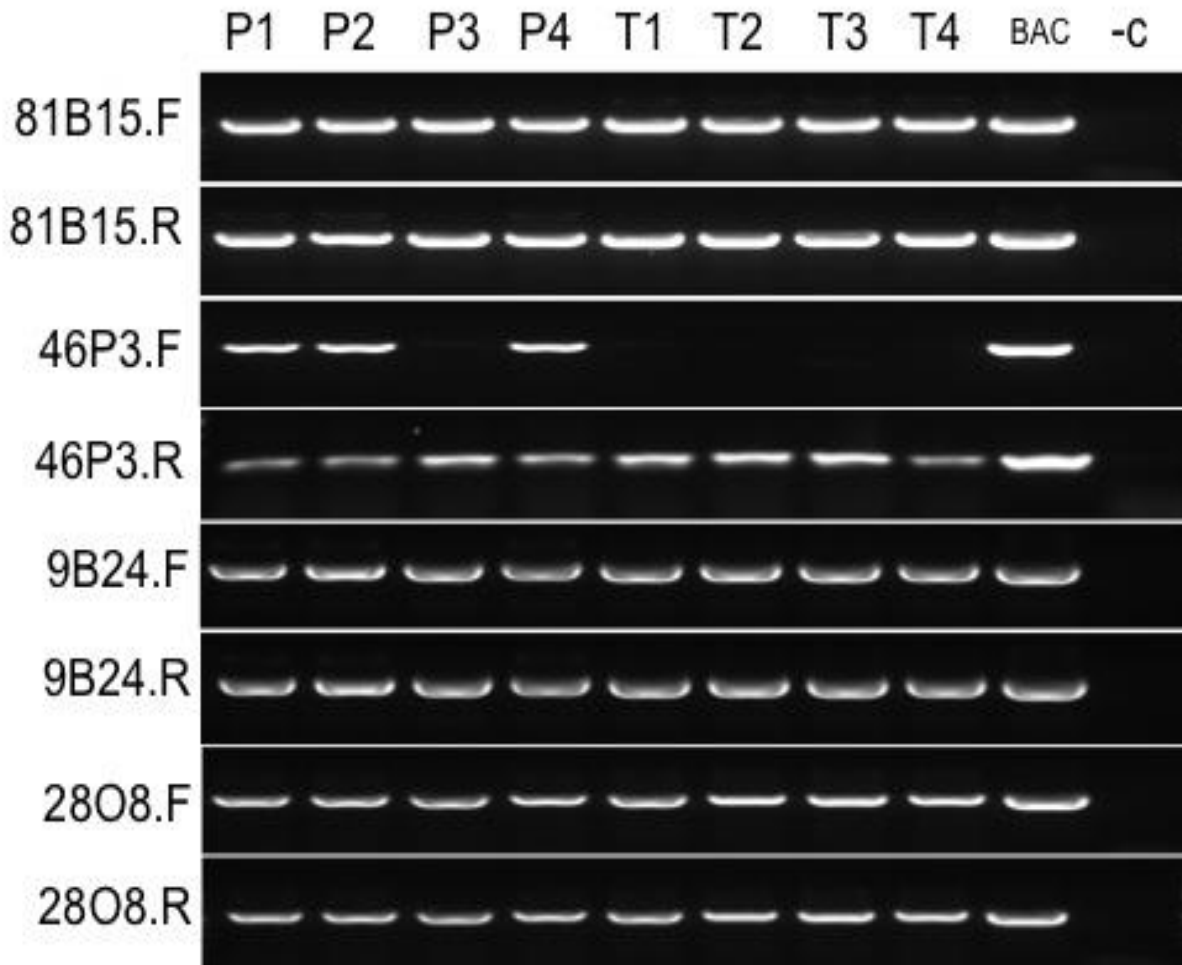


Figure 3.3: PCR amplification of both BAC ends from the BACs 81B15, 46P3, 9B24 and 28O8. Sequences were amplified from 4 Pin and 4 Thrum genomic DNA templates and a BAC DNA template.

### 3.2.1.ii Sequencing of amplified BAC end sequences

Following the amplification of the ends of the BACs 81B15, 46P3 (R end only), 9B24 and 28O8 by PCR, the amplified end genomic DNA sequences were analysed to identify polymorphisms. This process is described below for the BAC end 81B15.F and the same process was used for all 8 sequences.

The PCR reaction to amplify the BAC end sequence 81B15.F, shown above in 3.2.1.i, was repeated using 2 Pin and 2 Thrum genomic DNA templates. Following



gel electrophoresis, the products of the reactions were extracted and sequenced using the forward primer 81B15.FF by the Durham DNA Sequencing and Fragment Analysis Facility at Durham University. Upon receipt of the sequence data, the sequences were aligned using the EMBL-EBI ClustalW2 tool. Figure 3.4 shows the results of this alignment.

As seen in Figure 3.4, the majority of bases in the amplified sequences were the same in all 5 templates, with no difference between the Pin and Thrum sequences. However, it can also be seen that 7 SNPs exist between the two genomic templates, highlight in bold, including 5 substitutions, 1 insertion and 1 deletion. Figure 3.4 also shows that the same polymorphisms exist between the amplified BAC template and the Pin genomic DNA template. In addition to this, the NCBI blast2n tool was used to analyse the match between the two genomic templates and the BAC end sequence as a result of these SNPs.

```

T1                                     ATGAATTTCAGG
T2                                     ATGAATTTCAGG
BAC                                    ATGAATTTCAGG
P1                                     ATGAATTTC-GG
P2                                     ATGAATTTC-GG
                                     ***** **

T1      ATTTGAAGATGCTTAATGTAGTTGATGAGCTTTCAGTTAAAGGTTATTTTTACGACTTTA
T2      ATTTGAAGATGCTTAATGTAGTTGATGAGCTTTCAGTTAAAGGTTATTTTTACGACTTTA
BAC     ATTTGAAGATGCTTAATGTAGTTGATGAGCTTTCAGTTAAAGGTTATTTTTACGACTTTA
P1      ATTTGAAGATGCTTAATGTAGTTGATGAGCTTTCAGTTAAAGGTTATTTTTACGACTTTA
P2      ATTTGAAGATGCTTAATGTAGTTGATGAGCTTTCAGTTAAAGGTTATTTTTACGACTTTA
      *****

T1      ATATTTGCATGTATGATGTATGTT-AGTGAAGAACGGTGATGAACTTTGTTTTGGAATTG
T2      ATATTTGCATGTATGATGTATGTT-AGTGAAGAACGGTGATGAACTTTGTTTTGGAATTG
BAC     ATATTTGCATGTATGATGTATGTT-AGTGAAGAACGGTGATGAACTTTGTTTTGGAATTG
P1      ATATTTGCATGTATGATGTATGTTCAGTGAAGAACGGTGATGAACTTTGTTTTGGAATTG
P2      ATATTTGCATGTATGATGTATGTTCAGTGAAGAACGGTGATGAACTTTGTTTTGGAATTG
      *****

T1      GGATTTACTTATTATGCAGATTCTGCTGTTACAATTTGGTCTGATTTGACGATTTTATGC
T2      GGATTTACTTATTATGCAGATTCTGCTGTTACAATTTGGTCTGATTTGACGATTTTATGC
BAC     GGATTTACTTATTATGCAGATTCTGCTGTTACAATTTGGTCTGATTTGACGATTTTATGC
P1      GGATTTACTTATTATGCAGATTCTGCTGTTACTATTTGGTCTGATTTGACGATTTTATGC
P2      GGATTTACTTATTATGCAGATTCTGCTGTTACTATTTGGTCTGATTTGACGATTTTATGC
      *****

```

```

T1      CTAGTGTTCATGTTGCTTAGTCATTTGTGTTCACTAAGTTTCAGAATCTGACAATAATAACA
T2      CTAGTGTTCATGTTGCTTAGTCATTTGTGTTCACTAAGTTTCAGAATCTGACAATAATAACA
BAC     CTAGTGTTCATGTTGCTTAGTCATTTGTGTTCACTAAGTTTCAGAATCTGACAATAATAACA
P1      CTAGTGTTCATGTTGCTTAGTCATTTGTGTTCACTAAGTTTCAGAATCTGACAATAATAACA
P2      CTAGTGTTCATGTTGCTTAGTCATTTGTGTTCACTAAGTTTCAGAATCTGACAATAATAACA
*****

T1      GGATACTTTAGCAGTGTTACAACCATGCTATTAATCTTTACCATAATAATGGTTTTTTAAC
T2      GGATACTTTAGCAGTGTTACAACCATGCTATTAATCTTTACCATAATAATGGTTTTTTAAC
BAC     GGATACTTTAGCAGTGTTACAACCATGCTATTAATCTTTACCATAATAATGGTTTTTTAAC
P1      GGATACTTTAGCAGTGTTACAACCATGCTATTAATCTTTACCATAATAATGGTTTTTTAAC
P2      GGATACTTTAGCAGTGTTACAACCATGCTATTAATCTTTACCATAATAATGGTTTTTTAAC
*****

T1      CAAATTTTCTCCCTATAGCGTGTATAAAAAACAAAGAATAATAAGAAAAGGAAAAAAAATC
T2      CAAATTTTCTCCCTATAGCGTGTATAAAAAACAAAGAATAATAAGAAAAGGAAAAAAAATC
BAC     CAAATTTTCTCCCTATAGCGTGTATAAAAAACAAAGAATAATAAGAAAAGGAAAAAAAATC
P1      CAAATTTTCTCCCTATAGCGTGTATAAAAAACAAAGAATAATAAGAAAAGGAAAAAAAATC
P2      CAAATTTTCTCCCTATAGCGTGTATAAAAAACAAAGAATAATAAGAAAAGGAAAAAAAATC
*****

T1      CGGGTCAAACGGGTTCGGGTATAAACGGGTTCGTGTCGGGTACGTGCGGGCTTGATGCCCGG
T2      CGGGTCAAACGGGTTCGGGTATAAACGGGTTCGTGTCGGGTACGTGCGGGCTTGATGCCCGG
BAC     CGGGTCAAACGGGTTCGGGTATAAACGGGTTCGTGTCGGGTACGTGCGGGCTTGATGCCCGG
P1      CGGGTCAAACGGGTTCGGGTATAAACGGGTTCGTGTCGGGTACGTGCGGGCTTGATGCCCGG
P2      CGGGTCAAACGGGTTCGGGTATAAACGGGTTCGTGTCGGGTACGTGCGGGCTTGATGCCCGG
*****

T1      GTCGGGTTCGGATTTTGTAGAAAACCGGCCCAATTGCCATCCCTAATTCTATTGCTTGCAAA
T2      GTCGGGTTCGGATTTTGTAGAAAACCGGCCCAATTGCCATCCCTAATTCTATTGCTTGCAAA
BAC     GTCGGGTTCGGATTTTGTAGAAAACCGGCCCAATTGCCATCCCTAATTCTATTGCTTGCAAA
P1      GTCGGGTTCGGATTTTGTAGAAAACCGGCCCAATTGCCATCCCTAATTCTATTGCTTGCAAA
P2      GTCGGGTTCGGATTTTGTAGAAAACCGGCCCAATTGCCATCCCTAATTCTATTGCTTGCAAA
*****

T1      TTAAGTCAAGCAAAGGCATCAAAAATAATACCATAAACAGGATAACAACCTATTAGTCTATT
T2      TTAAGTCAAGCAAAGGCATCAAAAATAATACCATAAACAGGATAACAACCTATTAGTCTATT
BAC     TTAAGTCAAGCAAAGGCATCAAAAATAATACCATAAACAGGATAACAACCTATTAGTCTATT
P1      TTAAGTCAAGCAAAGGCATCAAAAATAATACCATAAACAGGATAACAACCTATTAGTCTATT
P2      TTAAGTCAAGCAAAGGCATCAAAAATAATACCATAAACAGGATAACAACCTATTAGTCTATT
*****

T1      ATACCATAGCAATGTACAAGCATTATTGTAACCACGGCTCAGA
T2      ATACCATAGCAATGTACAAGCATTATTGTAACCACGGCTCAGA
BAC     ATACCATAGCAATGTACAAGCATTATTGTAACCACGGCTCAGA
P1      ATACCATAGCAATGTACAAGCATTATTGTAACCACGGCTCAGA
P2      ATACCATAGCAATGTACAAGCATTATTGTAACCACGGCTCAGA
*****

```

Figure 3.4: Alignment of 81B15.F sequences. Sequences were amplified using BAC end 81B15.F primers and sequenced using the primer 81B15.FF. Low quality sequence data at both 5' and 3' ends has been removed. \* indicates a match between all sequences for this base.

This 98.7% match rate between the Pin and BAC templates, compared to the 100% match seen between BAC and Thrum, suggests that the BAC sequence has been derived from the Thrum allele.

The same alignment process was performed for the end sequences of 46P3, 9B24 and 28O8 as well as 81B15.R. Table 3.1 shows the match rates seen between these sequences and the original BAC sequence and the proposed allelic identity of each BAC end based upon these percentages. As seen in Table #, this calculation suggested that BACS 81B15 and 9B24 were both derived from Thrum, whilst 46P3 was originally cloned from the Pin allele. However, Table 3.1 also suggests that the two ends of 28O8 have different identities, with the 28O8.F showing a closer match to the Thrum genomic DNA sequence whereas 28O8.R shows more homology to Pin.

<b>BAC</b>	<b>End</b>	<b>Sequence Length (bp)</b>	<b>No. non-matching bases</b>		<b>Suggested Identity</b>
			<b>Pin</b>	<b>Thrum</b>	
<b>81B15</b>	<b>F</b>	<b>647</b>	<b>8</b>	<b>0</b>	<b>Thrum</b>
	<b>R</b>	<b>638</b>	<b>27</b>	<b>5</b>	<b>Thrum</b>
<b>46P3</b>	<b>F</b>	<b>322</b>	<b>2</b>	<b>N/A</b>	<b>Pin</b>
	<b>R</b>	<b>217</b>	<b>10</b>	<b>25</b>	<b>Pin</b>
<b>9B24</b>	<b>F</b>	<b>649</b>	<b>597</b>	<b>181</b>	<b>Thrum</b>
	<b>R</b>	<b>625</b>	<b>22</b>	<b>10</b>	<b>Thrum</b>
<b>28O8</b>	<b>F</b>	<b>542</b>	<b>10</b>	<b>9</b>	<b>Thrum</b>
	<b>R</b>	<b>640</b>	<b>14</b>	<b>149</b>	<b>Pin</b>

Table 3.1: Homology between 81B15, 46P3, 9B24 and 28O8 end sequences and Pin and Thrum genomic DNA samples. Suggested allelic identities are included.

### 3.2.1.iii Restriction digestion of BAC end 81B15.F

Following sequencing of the BAC end 81B15.F, the sequence was analysed using the online Restriction of DNA Sequences tool (Bikandi *et al.*, 2004) to identify possible restriction sites within 81B15.F caused by the 7 SNPs seen in Figure 3.4. Table 3.2 shows the restriction sites for the enzyme HpyCH4V identified by this tool, including the identified cleavage sites and the expected fragment sizes following digestion with the enzyme, including a restriction site at base 264 found only in the Pin sequence.

Individual	Full Sequence Length (bp)	Cleavage Sites	Expected Fragment Sizes (bp)
T1	614	92/160/500	92/68/340/114
T2	615	93/161/501	93/68/340/114
BAC	644	127/195/535	137/68/340/109
P1	616	93/162/264/502	93/69/102/238/144
P2	613	90/159/261/499	90/69/102/238/144

Table 3.2: HpyCH4V cleavage sites in 81B15.F. Predicted cleavage sites of sequences amplified from BAC end 81B15.F when digested with restriction enzyme HpyCH4V.

The predicted diagnostic fragment, present in Thrum only, is highlighted in bold.

81B15.F was amplified from same genomic DNA templates as in 3.2.1.ii and the products were digested using HpyCH4V. Figure 3.5 shows the result of gel electrophoresis of these products, in which a size difference can be seen between Pin and Thrum DNA. It can also be seen that the digestion of BAC DNA has produced the same banding pattern as Thrum (Li *et al.*, 2011).

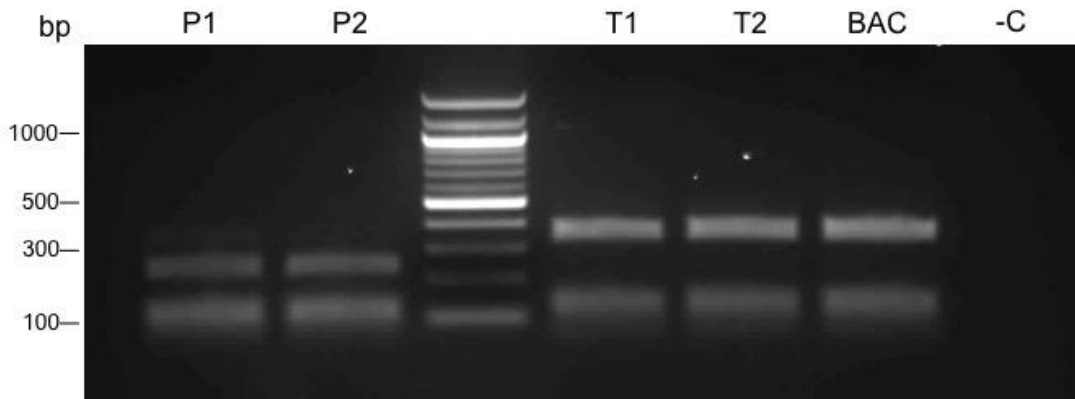


Figure 3.5: HpyCH4V digestion of 81B15.F. Gel electrophoresis image of 81B15.F amplified from Pin and Thrum genomic DNA and BAC DNA and digested using enzyme HpyCH4V.

### 3.2.2. Analysis of BAC end sequences using whole genome sequence data

The availability of whole genome sequence data provided a further resource of Pin and Thrum DNA data with which BAC end sequences could be compared. All available end sequences from BACs shown in Figure 3.1 were used as queries to BLAST search both the prim-allpin-k71-scaffolds and the prim-allthrum-k71-scaffolds databases in the TGAC *Primula* browser. For each BAC end sequence, the highest scoring match was recorded from each database. Comparison of the Pin and Thrum scores therefore suggested an allelic identity of the BAC end based on homology to genomic DNA data. Table 3.3 shows the results of each search, including the contig identified from each database and the suggested identity of each BAC end based on the match scores.

BAC	End	Sequence Length (bp)	Pin			Thrum			Suggested ID	
			Contig	No. non-matching bases	Score	Contig	No. non-matching bases	Score	End	BAC
30C12	F	601	4073181	5	1054	4749923	39	906	Pin	Pin
21O13	F	565	4228625	68	818	4859382	31	523	Thrum	Thrum
	R	532	4237983	6	922	2858176	6	922	P/T	
91J7	F	610	4237983	1	1095	4858176	0	1101	Thrum	Thrum
	R	605	4098143	8	1058	4811196	8	1058	P/T	
32O2	F	689	4147165	24	1124	4753997	24	1124	P/T	Pin
	R	615	4237983	55	854	4858176	56	848	Pin	
13A4	F	639	4207260	39	877	4858339	38	845	Thrum	P/T
	R	348	4198972	5	773	4865257	3	778	Pin	
6K4	F	639	4160005	13	1099	4809303	13	1099	P/T	Pin
	R	348	4197012	7	426	4838499	4	284	Pin	
60I18	F	455	4160005	7	780	4809303	4	792	Thrum	Thrum
	R	508	4229229	7	877	4864670	5	890	Thrum	
2C13	F	501	4038816	38	749	4851925	28	749	P/T	Thrum
	R	637	4036066	5	1133	4845017	3	1137	Thrum	
71C24	F	616	4036066	10	1058	4845017	8	1061	Thrum	Thrum
	R	644	4064944	42	792	4648977	43	946	Thrum	
28D21	F	439	4242654	62	259	4867444	62	259	P/T	P/T
74D17	F	516	4231369	19	809	4866419	20	805	Pin	P/T
	R	612	4240935	11	489	4839021	11	495	Thrum	
76L13	F	672	4241439	28	1083	4865433	7	932	Pin	Pin
	R	611	4149516	43	863	4858435	43	856	Pin	
20E12	F	656	4214458	29	1032	4829678	32	1023	Pin	Pin
	R	693	4235328	4	1232	4862708	4	1232	P/T	

65K20	F	621	4235328	4	1099	4862708	4	1099	P/T	P/T
	R	627	4242639	1	1122	4829678	1	1122	P/T	
46L18	F	695	4214458	3	1238	4639676	4	1234	Pin	P/T
	R	681	4230966	42	646	4937461	49	657	Thrum	
51M17	F	700	4242639	2	1254	4829678	2	1254	P/T	Pin
	R	655	4243302	0	1182	4848079	1	1177	Pin	
81B15	F	647	4244749	6	1133	4854631	0	1162	Thrum	Thrum
	R	638	4243302	0	906	4845839	0	906	P/T	
15J1	F	678	4226544	20	1155	4821479	9	1159	Thrum	Thrum
	R	693	4245353	48	1032	4859308	47	1036	Thrum	
46P3	F	322	4226293	17	302	4865836	17	302	P/T	Pin
	R	217	4197906	17	311	4867325	18	307	Pin	
20L16	F	609	4243302	15	1056	4845839	16	1050	Pin	P/T
	R	698	4239635	4	1240	4827896	3	1243	Thrum	
9B24	F	649	4059405	9	1088	4801597	44	922	Pin	P/T
	R	625	4226544	5	1104	4821479	3	1113	Thrum	
82I1	F	590	4228148	2	967	4819391	8	1040	Thrum	Thrum
	R	520	4217967	13	834	4847260	13	834	P/T	
28O8	F	542	4231296	1	973	4844373	1	973	P/T	P/T
	R	640	4188597	3	1137	4849460	3	1137	P/T	

Table 3.3: Homology of BAC end sequences to Pin and Thrum genomic DNA. The highest scoring results of BLAST searches against Pin and Thrum genomic DNA contigs using BAC end sequences are shown as well as predicted allelic identities.

All contigs can be found within the TGAC browser when the following prefixes are attached to the contig numbers shown in Table 3.3:

- All Pin contigs, from the prim-allpin-k71-scaffolds database, require the prefix pin\_all\_wgs\_ab\_71\_
- All Thrum contigs, from the prim-allthrum-k71-scaffolds database, require the prefix thrum\_all\_wgs\_ab\_71\_

Table 3.3 also shows a suggested allelic identity of each BAC, based on the matches identified for each BAC end, as either Pin, Thrum or P/T when no difference could be seen between the matching contigs identified from both Pin and Thrum databases. In instances where one BAC end suggested an identity of Pin or Thrum but its opposite end is mark P/T, the identity from the first BAC (called from Pin or Thrum) was assumed. As seen in Table 3.3, 7 BACs were given the suggested identity of Pin and 8 BACs were given the suggested identity of Thrum whilst 8 could not be decided.

### **3.3 Discussion**

#### **3.3.1 Allelic origins of BACs 81B15, 46P3, 9B24 and 28O8**

The results presented in this chapter have made it possible to suggest whether BACs within the *P. vulgaris* cv. Blue Jeans BAC library were originally cloned from the Pin or thrum allele of the *S* locus. Whilst a suggested identity has been obtained for each of the BACs between the *S* locus and *PvGLO*, shown in Figure 3.1, the main focus has been on the four BACs 81B15, 46P3, 9B24 and 28O8 that collectively link the *PvSLP1* to *PvGLO*. As discussed in 3.1, this region has a particular significance



as it is the area between the outer boundary of the *S* locus and the nearest known *S* locus marker, and thought to contain the other known *S* locus linked gene *sepaloid*.

### **3.3.1.i Analysis using *in vitro* methods**

The initial PCR amplification of both F and R end sequences from the four BACs, shown in Figure 3.3, revealed no significant size differences between sequences when they were amplified from Pin and Thrum genomic DNA templates. However, Figure 3.3 also shows that no product was obtained when the primers for BAC end 46P3.F were used with a Thrum genomic DNA template. In contrast to this, the same primers successfully amplified the end sequence from 3 of the 4 Pin genomic DNA samples and the DNA extracted from the 46P3 BAC colony. This result suggests that differences must exist when this sequence is found within the Pin and Thrum genomes. The most likely cause for this is a sequence polymorphism in the sequence used as a primer, resulting primers that cannot successfully anneal to the Thrum template. Alternatively, this could also be caused by a large insertion into the Thrum genome that increased the size of the amplicon beyond the capabilities of the *Taq* polymerase used. The reason that no product could be amplified from the third Pin genomic DNA template remains unknown and subsequent attempts to optimise the PCR reaction were also unsuccessful. However, the products seen for 3 of the Pin genomic DNA templates, in addition to the product seen when a BAC template was used, strongly suggests that the sequence at the F end of 46P3 was originally derived from the Pin allele of the *S* locus. Therefore, it can also be assumed that the entire BAC was derived from this allele, even though no differences can be seen in Figure 3.3 seen between the Pin and Thrum results when 46P3.R was amplified.

As described in 3.2.1.ii for the example of 81B15.F, two products amplified from Pin DNA and two products amplified from Thrum DNA were sequenced and aligned to the original BAC sequence. As seen in the example shown in Figure 3.4, this allowed for the identification of SNPs between the sequences amplified from each template. Further to this, comparison with the sequence derived from the relevant BAC colony was able to show if the BAC sequence contained the same polymorphisms. In the example of 81B15, shown in Figure 3.4, this demonstrated that the BAC sequence possessed the same base changes seen in the Thrum sequences. These data are summarised in Table 1.1, which showed that the 7 SNPs identified led to a 1.3% difference in the Pin and BAC sequences, and provided evidence that 81B15.F was derived from the Thrum allele.

This same approach, when applied to the other BAC end sequences suggested that 81B15 and 9B24 originated from the Thrum allele of the *S* locus and 46P3 from the Pin allele, whilst the 2 ends of 28O8 appeared to have been derived from different alleles.. Although the BAC end 28O8.R showed a considerably higher level of similarity to the sequence amplified from Pin genomic DNA, alignment of 28O8.F to genomic sequences appeared more similar to Thrum, suggesting that the allele from which 28O8 was originally cloned had recombined. Given the relatively large distance between this BAC and the *S* locus, it is possible that the mechanism preventing recombination has broken down in the region covered by this BAC. This is supported by the presence of *PvGLO*, a gene known to recombine, within this BAC.

With the exception of 46P3.F, for which no Thrum sequence was obtained, 9B24.F and 28O8.R, the differences in the % matches of the BAC sequences to the amplified Pin and Thrum genomic sequences were very small. For example, 28O8.F was called

as Thrum based on a 0.2% difference in the matches between the BAC sequence and genomic sequences. These extremely small differences are not unexpected as the majority of SNPs seen were substitutions, leading to two sequences that were largely identical. However, the nature of the polymorphisms, as a single change in base, means that it is important that the sequence obtained from PCR products is as accurate as possible, as sequencing errors or incorrect calling of a base could lead to the incorrect identification of a BAC end as Pin or Thrum.

In the example of 81B15.F, as described in 3.2.1.iii, the polymorphisms seen in sequencing could be confirmed by restriction digest. As shown in Table 3.2, a restriction site for the enzyme HpyCH4V was identified at base 264 of the Pin sequence that coincided with a SNP. As such, an extra restriction site existed in the Pin sequence that could not be seen in either Thrum or BAC sequences. As seen in Figure 3.5, digestion of the 81B15.F from Pin, Thrum and BAC templates with HpyCH4V produced bands of a smaller size in Pin, providing more evidence of 81B15 as a Thrum linked BAC (Li *et al.*, 2011).

### **3.3.1.ii Analysis using *in silico* methods**

Comparisons between known BAC end sequences and newly available whole genome data largely supported the data discussed in 3.3.1.i. The prim-allpin-k71-scaffolds and the prim-allthrum-k71-scaffolds databases within the TGAC *Primula* browser provided large repositories of sequence data obtained from a variety of Pin and Thrum individuals. Therefore, by using BAC end sequences to BLAST search these databases, it was possible to quickly search multiple Pin or Thrum genomes to isolate the contigs with the most similarity.

Table 3.3 shows the results of all of the searches performed against these databases and the results for 81B15, 46P3, 9B24 and 28O8 are repeated below in Table 3.4.

BAC	End	Sequence Length (bp)	Pin			Thrum			Suggested ID	
			Contig	No. non-matching bases	Score	Contig	No. non-matching bases	Score	End	BAC
81B15	F	647	4244749	6	1133	4854631	0	1162	Thrum	Thrum
	R	638	4243302	0	906	4845839	0	906	P/T	
46P3	F	322	4226293	17	302	4865836	17	302	P/T	Pin
	R	217	4197906	17	311	4867325	18	307	Pin	
9B24	F	649	4059405	9	1088	4801597	44	922	Pin	P/T
	R	625	4226544	5	1104	4821479	3	1113	Thrum	
28O8	F	542	4231296	1	973	4844373	1	973	P/T	P/T
	R	640	4188597	3	1137	4849460	3	1137	P/T	

Table 3.4: Repeated homology results for 81B15, 46P3, 9B24 and 28O8. Highest scoring results of BLAST searches against Pin and Thrum genomic DNA contigs for BACs 81B15, 46P3, 9B24 and 28O8.

As seen in Table 3.4, the same overall identities are suggested for BACs 81B15 and 46P3 as suggested using *in vitro* methods. However, this alternative method was unable to determine an identity for 9B24, with both ends showing a greater similarity to different alleles. This is in sharp contrast to the results previously discussed. When sequenced and aligned to the BAC sequence previously, 9B24.F showed a significantly higher level of similarity to the sequence amplified from Thrum than that amplified from Pin, a difference of 64.1%. Similarly, Table 3.4 shows that 46P3.F identified sequences in both Pin and Thrum databases that both showed the same level of similarity to the query sequence. Again, this is very different to the results of the first PCR screen, shown in Figure 3.3, in which no product could be amplified from Thrum genomic DNA. However, as discussed in 3.3.1.i, PCR may

have failed due to polymorphisms within the primer sequences in Pin and Thrum. Subsequently, when the full BAC sequence was used to search the genomic databases, a match could be obtained based on similarities beyond the primer regions.

In addition to these differences, Table 3.4 also shows that neither end of 28O8 showed a greater similarity to one allele, finding hits scoring the same in each database. This shows disparity to the results discussed in 3.3.1.i, which suggest 28O8.F was derived from the Pin allele and 28O8.R to be from Thrum.

A possible explanation for the differences in the suggested allelic identities is a result of the individuals from which the sequence data was obtained. As described in 3.1, the BACs referred to in this chapter were cloned from the *Blue Jeans* cultivar of *P. vulgaris*. As such, it is very likely that polymorphisms will exist between the *P. vulgaris* cv. Blue Jeans derived BAC sequences and the wild type Primrose genome sequences used in this comparison. As a result, it is possible that any differences in the % match seen for Pin and Thrum have been exaggerated by natural variation between cultivars instead of between Pin and Thrum.

Another explanation for the different allelic identities suggested by the two methods is a result of the heterozygous nature of all Thrum individuals. As described in 1.5.2, all Thrum individuals must possess both Pin and Thrum alleles, with the dominant Thrum allele responsible for the observed phenotype. Consequently, whole genome sequences obtained from Thrum individuals will also contain an amount of Pin genomic DNA. The result of this is that sequences such as 28O8.R, which had been characterised as Pin through *in vitro* methods, could identify a contig within the Thrum database with an equal score to the one found in the Pin database.

The combination of *in vitro* and *in silico* methods strongly suggests that 81B15 was originally cloned from the Thrum allele of the *S* locus and 46P3 from the Thrum. However, whilst *in vitro* methods suggested 9B24 as a Thrum-linked BAC, this could not be supported using *in silico* methods and neither method could suggest an allelic origin for 28O8. Additionally, even though an identity has been suggested for 81B15 and 46P3, discrepancies exist between the two methods and, with the exceptions of examples such as 81B15.F, it is difficult to be certain that the proposed allelic origins are true. As such, while these BACs could be reliably used to form a single sequence spanning the region adjacent to the *S* locus, the results presented in this chapter suggest that they contain a mix of Pin and Thrum DNA. Consequently, this makes them unsuitable for use in the identification of genes within this region, as it would not be possible to determine if these genes were Pin or Thrum specific. Similarly, if any allele specific genes were identified which bridge junction between BACs, genetic data might be lost with the transition from one allele to the other.

### **3.3.2 Allelic origins of remaining BACS**

#### **3.3.2.i Analysis using PCR amplification**

The initial PCR amplification of the BAC ends 6K4.R, 60I18.F, 71C24.F, 28D21.F, 20E12.R, 65K20.R and 51M17.F, shown in Figure 3.2, showed no significant size differences between the products amplified from Pin, Thrum and BAC templates. However, Figure 3.2 also shows that no product was amplified when primers for 71C24.F were used with the third Pin genomic DNA template. The reason for this absence of product remains unknown and sequencing of successfully amplified amplicons showed no differences between Pin and Thrum sequences (data not shown). In addition to the absence of any product for P3, multiple bands can also be

seen in for 71C24.F in Figure 3.2. The most likely cause for these was a loss of specificity when the primers annealed to the original template DNA and optimisation of the PCR protocol used should remove these.

As discussed in 3.3.1.ii, the heterozygous nature of the Thrum genome limits the viability of PCR alone as a method of determining the allelic origins of BACs. When PCR is used with a Thrum genomic DNA template, it cannot be certain that only the Thrum allele will be amplified and it is possible that the Pin allele is amplified from both templates. Subsequently, any polymorphisms that exist within the BAC end sequences shown in Figure 3.2 may be masked by amplification of the Pin allele in place of Thrum. Similarly, as demonstrated in Figure 3.4, many of the polymorphisms seen between alleles were mostly SNPs. As such, gel electrophoresis would not adequately separate the products to observe size differences.

### **3.3.2.ii Analysis using *in silico* methods**

Comparison of all of the end sequences from the BACs shown in Figure 3.1 has further illustrated the difficulty in determining the allelic origins of each BAC. As seen in Table 3.3, BLAST searches of all remaining BAC end sequences suggested that 6 BACs (30C12, 32O2, 6K4, 76L13, 20E12 and 51M17) had been derived from the Pin allele of the *S* locus and 7 (21O13, 91J7, 60I18, 2C13, 71C24, 15J1 and 82I1) were derived from Thrum. However, a further 6 BACs (13A4, 28D21, 74D17, 65K20, 46L18 and 20L16) could not be assigned to either allele using this method.

The explanations of this inability to assign these six BACs to either allele are the same as those discussed in 3.3.1.ii. Variation between wild type *P. vulgaris* and the Blue Jeans cultivar may be responsible for base miss matches rather than a difference in allelic identity. Similarly, the presence of the Pin allele within the

Thrum genome means that the BLAST searches shown in Table 3.3 may be identifying Pin sequence from the Thrum database.

Although the focus of the chapter was to determine the allelic origins of the BACS 81B15, 46P3, 9B24 and 28O8, Figure 3.2 and Table 3.3 serve to demonstrate the similarities seen between BAC end sequences throughout the region between *PvSLL1* and *PvGLO*, and the subsequent difficulty in determining the origins of each BAC. Although one method of analysis may suggest that a BAC is derived from a particular allele, for example through the *in vitro* methods discussed in 3.3.1.i and 3.3.2.i, alternative methods, such as the *in silico* methods discussed in 3.3.1.ii and 3.3.2.ii, can suggest the opposite to be true. This has shown that the BAC end sequences alone are often not sufficient to determine the allelic identity of the entire BAC and, as a result, any sequence assembled using BAC sequence data could not be assigned to either allele of the *S* locus. Therefore, in order to construct a reference sequence for this region of the *Primula* genome for the purpose of gene identification, an alternative resource should be sought.



## CHAPTER FOUR

### Assembly of *Primula* genomic DNA sequences

#### 4.1 Introduction

Identifying the allelic origins of the *Blue Jeans* BACs has provided an insight into the region immediately surrounding the *Primula S* locus. This region, on the A side of the locus is of particular significance due to the genes that have already been identified, including the genes *PvSLL1* and *PvGLO*. It is also predicted, based on genetic mapping data, that the floral homeotic gene *sepaloid* will be found within this region, specifically between the *PvSLP1*, found in the BAC 81B15, and *PvGLO*, found in the BAC 28O8 (Li *et al.*, 2008, 2008).

##### 4.1.1 Assembly using *Blue Jeans* BAC DNA sequences

The region between *PvSLP1* and *PvGLO* also has added significance since recombinants between *PvGLO* and the *S* locus of *PvGLO* have been identified, whereas there are no known recombinants for *PvSLP1*. Whilst *PvSLP1*, unique to the *Blue Jeans* cultivar, is specific to Thrum, the gene *PvGLO* possesses both Pin and Thrum alleles, suggesting that the mechanism inhibiting recombination of the *S* locus breaks down within this region. Previous investigations into the recombination frequency of *PvGLO* have calculated the genetic distance between the *S* locus and *PvGLO* to be between 0.39 cM and 1.53 cM, though a reliable estimate for the physical distance between the two markers has not been obtained (Webster, 2005; Li *et al.*, submitted). However, if a single contiguous sequence can be constructed for this region, it would be possible to reliably measure the physical distance between

these important *S* locus markers. Further to this, a complete sequence could be analysed to identify other genes, such as *sepaloid*, that may be within this region. Sequences from the end of each BAC within the *Blue Jeans* library have already been used to position each BAC relative to each other, though these sequences themselves only cover a small fraction of the genome within this region. Although sequencing each individual BAC within the library would provide all of the sequence data necessary to construct a contig spanning this entire region, this would be costly and, due to the overlap between BACs, would produce a large amount of redundant sequence data. However, as can be seen in Figure 4.1, it is possible to link the two markers with just the four BACs 81B15, 46P3, 9B24 and 28O8, which overlap sufficiently to form an unbroken sequence between them.

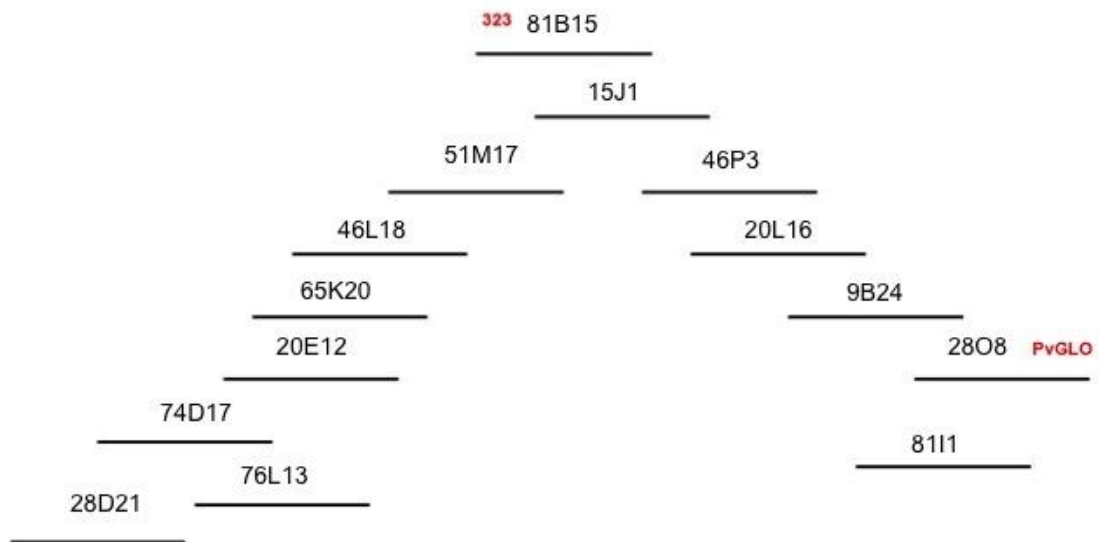


Figure 4.1: The relative positions of 14 BACs cloned from *Primula vulgaris* surrounding *PvSLP1* and *PvGLO*.

#### 4.1.2. Assembly using wild type genomic DNA sequences

Though the single contig that could be derived from these four BACs 81B15, 46P3, 9B24 and 28O8 would form a single link between the two markers, the assignment of the *Blue Jeans* BACs, see 3.2, to different alleles of the *S* locus showed that the *Blue Jeans* BAC library contained a mix of Pin and Thrum DNA. As a result, these BAC sequences alone cannot be used to reliably characterise the genes within this area, as any genes identified could not be confidently assigned to either allele. In order to do this, the assembly of another contig, comprising DNA from a single individual of known genotype and covering the same region is necessary. Similarly, it is possible that differences exist within this region between the *Blue Jeans* cultivar, from which the BACs are derived, and the wild type *Primula vulgaris*.

While both forms of *Primula* would be suitable for use in construction of a genomic DNA contig, the heterozygous genotype of Thrum individuals would make any sequencing less reliable as the allelic origin of any sequence data would be unknown. In contrast, although the *S* locus prevents a self-crossed homozygous Pin individual from setting seed, a Pin individual would be homozygous for the Pin allele of the *S* locus. As such, all sequence data could be reliably attributed to the Pin allele, if not classified as Pin specific. In addition to this, whilst the assembly of a genomic DNA sequence using data from a single individual would generate a consistent sequence, other Pin individuals could also be used to help in the assembly. Despite SNPs or other polymorphisms that may exist between individuals, the limited recombination of the Pin allele itself means a reliable sequence can still be constructed for the purpose of gene identification. Finally, the use of wild type *Primula vulgaris* individuals for whole genome sequencing provides the opportunity to translate the knowledge already gained from studies of the *Blue Jeans* cultivar to a

more suitable system. Due to its history as a cultivated garden variety, the *Blue Jeans* genome is no longer a true reflection of the wild type as a result of various artificial selection events. Similarly, the cultivar has historically been bred through crosses with other closely related species such as *P. veris* and *P. elatior*. As a result, *Blue Jeans* individuals possess genes that would not be found in a wild type plant. Therefore, by choosing a wild type *P. vulgaris* sample for sequencing, any future work, such as that being described in this chapter, as well as Chapter 5, will serve to produce a more accurate representation of the species' 480 Mb genome.

Though the region between *PvSLP1* and *PvGLO* remains an area of particular interest, whole genome sequencing, necessary to produce the Pin genomic DNA sequence needed, would also aid in the characterisation of the region between the *PvSLP1* and *PvSLL1*. Specific Pin and Thrum alleles of *PvSLL1* have been characterised (Li *et al.*, 2007) and these are protected from recombination by the same mechanism that protects the *S* locus. Therefore, assembly of a single sequence linking this marker to *PvGLO* would further clarify the physical distance between the *S* locus and the closest gene known to recombine with it. In addition to this, a sequence linking *PvSLL1* to *PvGLO* would enable the identification of more genes that are situated close to the *S* locus.

Although whole genome sequencing of Pin individuals will provide a large amount of sequence data, it will be necessary to identify the contigs derived from this specific area of the genome. Additionally, although the sequencing process will include an automated assembly of these contigs, a higher resolution of sequence, necessary if all genes are to be identified, can be attained by manual assembly of contigs into larger sequences, as an automated assembly is likely to contain gaps. Whilst the assembled BACs from the region between *PvSLP1* and *PvGLO* will

provide a suitable scaffold for the assembly of genomic data, and alternative must be found for other regions not covered by the BAC sequence. For this purpose, the automated scaffold produced upon sequencing can be used to identify original genomic contigs and to aid in the positioning of these relative to each other. Similarly, sequence data from a self-fertilised, homozygous Long Homostyle individual, to be sequenced at the same time as the focus of a genome sequencing project, can also be used in the attempt produce a single sequence contig that will connect the molecular markers on this side of the *S* locus.

## **4.2 Results**

### **4.2.1 Construction of a BAC Reference Scaffold**

The four BACS 81B15, 46P3, 9B24 and 28O8 were sequenced by The Centre for Genomic Research at Liverpool University using the Roche 454 method. Sequence data was returned in the FASTA format with each BAC divided into a series of contigs. All BAC contigs referred to can be found in the 'BAC\_contigs' database of the TGAC *Primula* browser.

The construction of a full BAC scaffold between the genetic marker 323 (in 81B15) and the gene *PvGLO* (in 28O8) was approached by assembling each BAC in turn before the four BACS were combined to create a single contiguous sequence. The first BAC assembled was 81B15, using the known BAC end sequences, described in 3.1, to identify the end 81B1\_contig1 and 81B15\_contig5 as the two end contigs for this BAC. The BAC end sequences were also used to determine the orientation of the two end contigs. For example, the orientation of 81B15.R found within

81B15\_contig5 indicating that contig needed to be reverse complemented to ensure the assembled sequence would be derived from the same strand of DNA.

After the identification of the 81B15\_contig1 as the 5' end contig of 81B15, the NCBI blast2n tool was used to identify other contigs that overlapped with this sequence. Using 81B15\_contig1 as a query and the remaining contigs as subjects, a blast2n search showed that 81B15\_contig11 shared 2,135 bases in common at the 3' end of 81B15\_contig1. As a result, these two contigs could be assembled by removing the overlapping sequence from 81B15\_contig11 and joining the sequence to 81B15\_contig1.

The same procedure was used to subsequently joining 81B15\_contig7 to the newly assembled sequence. In this instance, blast2n analysis revealed that the sequence provided for 81B15\_contig7 was in the opposite orientation to the joined 81B15\_contigs 1 and 11. As such, the reverse complement sequence of 81B15\_contig7 was used to extend the BAC sequence. Similarly, the NCBI blast2n tool was also used to join the reverse complements of 81B15\_contigs 4, 2 and 3 to the 5' end of 81B15\_contig5, already known to be the end contig at the 3' end of the BAC. Following the assembly of the 2 sequences, each extending from the BAC ends, 81B15\_contig9 remained as the only contig not yet incorporated into the assembly. However, no overlap between this contig and either 81B15\_contig7 or 81B15\_contig4 could be identified. As a result, 81B15\_contig9 could not be orientated within this gap using the same method.

In order to complete the assembly of the 81B15 BAC sequence, primers were designed from both ends of 81B15\_contig9 as well as from the ends of 81B15\_contig7 and 81B15\_contig4 and PCR was used to identify the orientation of this contig. Sequencing of PCR products in a preliminary analysis of the region also

revealed that both ends of 81B15\_contig9 were immediately adjacent those of 81B15\_contig7 and 81B15\_contig4. These findings were confirmed and the contig was therefore used to join the two sequence assemblies together and complete the BAC sequence. Details of the primers are shown in Appendix A. The final order of these contigs within 81B15 can be seen in Figure 4.2.

As described above, each of the four BAC sequences was assembled individually and the same process was used in each instance. In order to assemble the four separate BACs into a single contiguous sequence, the same process was used. Using the NSBI blast2n tool and treating each BAC as a separate sequence, overlaps between the four separate BACs were identified. Any duplications in sequence between BACs was removed and the sequences were joined to form a single contiguous sequence 183,331bp in length.

Table 4.1 shows the order of each BAC contig within the assembled BAC reference scaffold as well as their lengths and orientations. Table 4.1 also shows that a total of 39,025 bases were removed from the assembled sequences when overlaps were removed. Table 4.1 also details the orientations of the original BAC contig sequences once incorporated into the scaffold. The symbol ++ indicates that contig sequences were already in the correct orientation for assembly whereas +/- indicates that the reverse complement of the contig sequence was used. These data are also represented diagrammatically in Figure 4.2, which shows the relative position of each BAC contig within the assembled scaffold. Figure 4.2 also demonstrates how, despite the cumulative length of the contigs exceeding that of the assembled scaffold, the assembled length is less than this, once the overlaps between each BAC contig have been taken into consideration.

<u>BAC Contig</u>	<u>Orientation</u>	<u>BAC Contig Length (bp)</u>	<u>Cumulative Sequence Length (bp)</u>
81B15_contig1	+/+	8518	8518
81B15_contig11	+/+	4643	13161
81B15_contig7	+/-	11482	24643
81B15_contig9	+/+	3886	28529
81B15_contig4	+/-	9426	37955
81B15_contig2	+/-	2912	40867
81B15_contig3	+/-	476	41343
81B15_contig5	+/-	2852	44195
46P3_contig2	+/-	12456	56651
46P3_contig7	+/+	10115	66766
46P3_contig11	+/+	384	67150
46P3_contig6	+/+	453	67603
46P3_contig4	+/+	543	68146
46P3_contig1	+/+	20906	89052
9B24_contig13	+/+	2375	91427
9B24_contig1	+/-	2503	93930
9B24_contig3	+/+	30372	124302
9B24_contig11	+/+	5273	129575
9B24_contig10	+/-	21068	150643
28O8_contig2	+/+	3295	153938
28O8_contig1	+/-	29111	183049
28O8_contig9	+/+	9375	192424
28O8_contig11	+/+	2267	194691
28O8_contig7	+/-	730	195421
28O8_contig3	+/-	5731	201152
28O8_contig4	+/-	14393	215545
28O8_contig6	+/-	6811	222356
<b>Assembled Contig Length</b>			<b>183331bp</b>

Table 4.1: The BAC contigs used in the assembly of the *Blue Jeans* BAC reference scaffold. Contigs are shown in order from 5' to 3'.



Assembled Contig Length: 183331bp

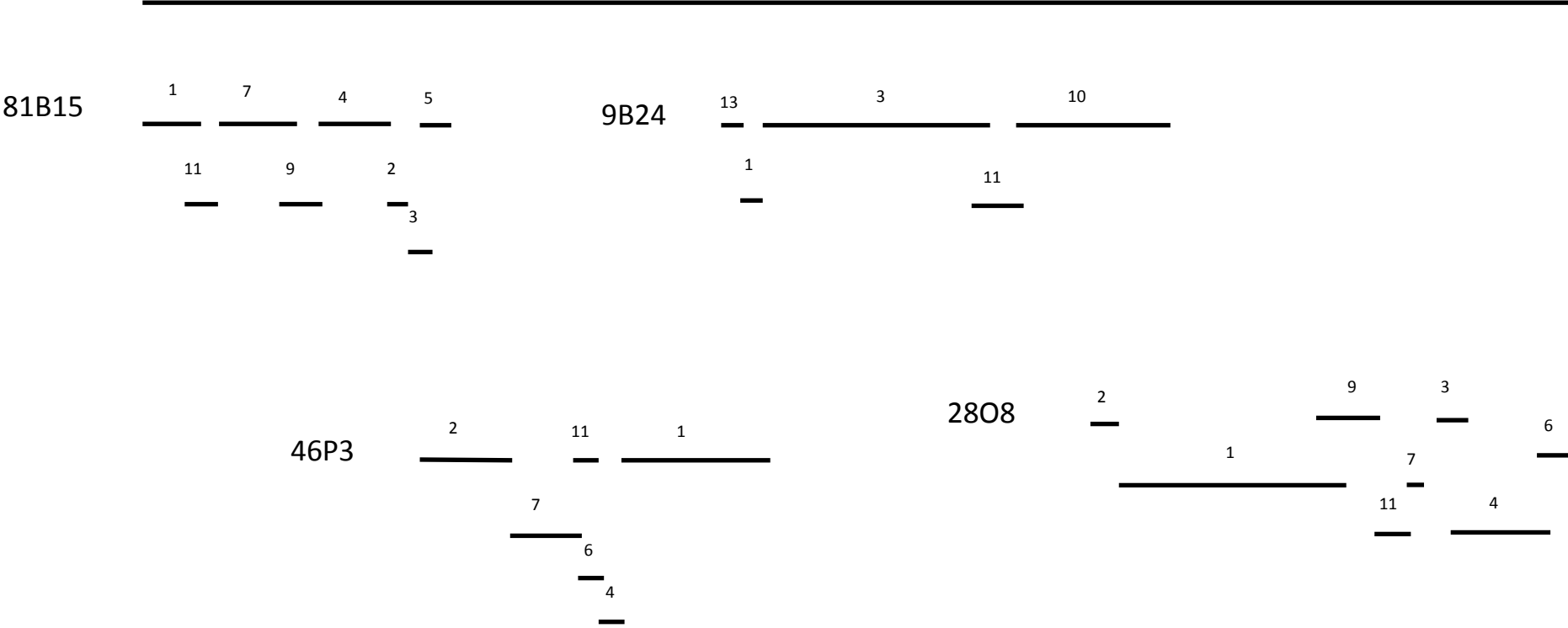


Figure 4.2: Sequence overlap diagram of the *Blue Jeans* BAC Reference scaffold. Relative positions of the contigs of 81B15, 46P3, 9B24 and 2808 sequence contigs are shown. Identity of each contig is given.

#### 4.2.2 Assembly of *Primula vulgaris* genomic DNA sequence

Assembly of a sequence comprising solely genomic DNA from a Wild Type Pin individual took place in two steps. The first of these was the conversion of the existing BAC scaffold, described in 4.2.1, from *Blue Jeans* BAC DNA into wild type genomic DNA using sequence data from a wild type Pin individual. Following this, the genomic DNA sequence could be extended further using the available sequence data.

Genomic DNA from a wild type Pin individual was sequenced by The Genome Analysis Centre using the Illumina sequencing method. In addition to this, a pool of genomic DNA, extracted from the Pin progeny of the first individual, and genomic DNA from a long homostyle individual were also sequenced. All contigs referred to can be found in the TGAC *Primula* browser in the following databases:

- pin\_pnt\_wgs\_ab\_71\_ contigs can be found in the prim-pinparent-k71-scaffolds database, subsequently referred to as the Parent Database.
- pin\_pl\_wgs\_ab\_71\_ contigs can be found in the prim-pinpool-k71-scaffolds database, subsequently referred to as the Progeny Database.
- longhomo\_wgs\_ab\_81\_ contigs can be found in the prim-longhomo-k1-scaffolds database, subsequently referred to as the Long Homostyle Database.
- Pin\_pnt\_scaffold contigs can be found the prim-pinparent-ab-ctg-scaff database, subsequently referred to as the Pin Scaffold Database.

When possible, contigs from the original Parent Database were used in order to maintain consistency. All contigs that formed part of the genomic DNA sequence can be seen in Table 4.2.

#### **4.2.2.i Conversion of the BAC Scaffold to Pin genomic DNA**

To convert the previously assembled BAC Reference Scaffold, see 4.2.1, into Pin genomic DNA, the complete scaffold sequence was used in a BLAST search of the prim-pinparent-k71-scaffolds database. This search identified 10 large genomic DNA contigs that each matched to different regions of the BAC scaffold. In order to maintain the integrity and reliability of the assembled sequence data, only sequences with an identity over 90% were recorded.

The 1st large contig identified was pin\_pnt\_wgs\_ab\_71\_3858690, a contig 35,649bp in length that matched the first 5,528 bases of the BAC scaffold and extended the sequence by 30,121 bases. Similarly, the 10<sup>th</sup> contig, pin\_pnt\_wgs\_ab\_71\_3787655, a sequence 28,236bp in length, matched to the last 6834bp of the BAC reference scaffold and therefore extended the sequence by 21413bp.

Although some of these large contigs already overlapped with each other and could be joined immediately, a number of them were separated by gaps. For example, a gap of 23,343bp existed between the first contig pin\_pnt\_wgs\_ab\_71\_3858690 and pin\_pnt\_wgs\_ab\_71\_3711669, the next of the 10 large genomic contigs identified by the initial BLAST search. In order to close this gap, pin\_pnt\_wgs\_ab\_71\_3858690 was used as a query to search both the Parent Database and the Progeny Database. This search identified the contig pin\_pl\_wgs\_ab\_71\_4625639, which was in turn used to identify pin\_pl\_wgs\_ab\_71\_4450338 in a similar BLAST search, extending the sequence further into the gap between the two original contigs. A further BLAST search using pin\_pl\_wgs\_ab\_71\_4450338 as a query identified the contig pin\_pnt\_wgs\_ab\_71\_3750481, a sequence that also overlapped with the large contig pin\_pnt\_wgs\_ab\_71\_3711669 and closed the gap between the two original large contigs.

This same process was used to complete any other gaps between the large contigs identified by the original BLAST search. Two exceptions to this occurred between contigs *pin\_pnt\_wgs\_ab\_71\_3687878* and *pin\_pnt\_wgs\_ab\_71\_3688273* as well as *pin\_pnt\_wgs\_ab\_71\_3745308* and *pin\_pnt\_wgs\_ab\_71\_3849147*. In these instances, both contigs were extended towards each other in the method described though no match could be found to close the gap between two sequences. Therefore, a number of Ns were inserted to join the sequences according to the size of the gap, determined using the BAC reference scaffold. However, with the exceptions of these two small regions, the BAC Reference Scaffold was successfully converted to wild type Pin genomic DNA, producing a single contiguous sequence that linked *PvSLPI* to *PvGLO*.

#### **4.2.2.ii Extension of genomic DNA sequences**

The availability of new genomic DNA sequence data also allowed for the extension of the converted BAC Reference scaffold towards *PvSLLI*. In order to identify genomic DNA contigs from the region surrounding this gene, the genomic sequence of *PvSLLI* was used as a query and identified the contig *pin\_pnt\_wgs\_ab\_71\_3847249*.

Using the same technique described in 4.2.2.i, this contig was used to identify other contigs within both the Parent and Progeny Databases in order to identify neighbouring contigs. In addition to this, contig *pin\_pnt\_wgs\_ab\_71\_3847249* was also used to search the Long Homostyle Database and the Pin Scaffold Database. Although contigs identified in these two databases did not form part of the assembled sequence, they were used as references when overlapping sequences could not be identified. An example of this is the extension of the contig

pin\_pnt\_wgs\_ab\_71\_3847249, identified using *PvSLLI*, in the 5' direction. Though no overlapping sequence could be found within either Parent or Progeny Databases, the scaffold pin\_pnt\_scaffold4032 was identified within the Pin Scaffold Database. This pre-existing scaffold sequence was then used to identify the Parent contig pin\_pnt\_wgs\_ab\_71\_3714983 located 2011 bases from the 5' end of pin\_pnt\_wgs\_ab\_71\_3847249. Though the scaffold sequence gave no indication as to the sequence between the two contigs, it gave an indication of size and the two contigs were joined by Ns.

The sequence surrounding *PvSLLI* was also extended towards *PvGLO* using the same process until no more overlapping contigs could be identified to further extend the sequence surrounding *PvGLO*, resulting in a sequence 126,215bp long. In order to identify new genomic contigs in the region between the two assembled sequences, *Blue Jeans* BACs from the region were identified and their end sequences were used to BLAST the Parent Database. Using the BAC end sequence from the R end of BAC 20E12, the contig pin\_pnt\_wgs\_ab\_71\_3805517 was identified and used to identify further contigs from the surrounding area within the Parent and Progeny databases. This process was repeated and led to the identification of 19 contigs that formed a single sequence 106,288bp in length. Of these 19 contigs, only 2 (pin\_pl\_wgs\_ab\_71\_4412622 and pin\_pnt\_wgs\_ab\_71\_3803757) were found not to overlap. In order to join these contigs together, pin\_pl\_wgs\_ab\_71\_4412622 was used to search the Long Homostyle database and identified the contig longhomo\_wgs\_ab\_81\_889015. When this sequence was then used to search the Parent Database, the contig pin\_pnt\_wgs\_ab\_71\_3803757 was found 443 bases from the 3' end of the first contig. Due to the nature of the Long Homostyle sequence, it could not be confirmed that the sequence between these two contigs would be the

same within the Pin genome. As such, the sequence between the two contigs was replaced with Ns.

Once the contig around 20E12 could not be extended any further, it could be seen that a gap remained between this contig and that surrounding *PvSLL1*. As a result, the first sequence (around *PvSLL1*) was named Seq1 and the second sequence (around 20E12) was named Seq2.

Similarly, a gap also remained between Seq2 and the assembled sequence surrounding *PvGLO*. Therefore, the same approach was used to identify new sequence between these two sequences. The BAC 51M17 was identified within this region and the F end sequence was used to isolate the genomic contig pin\_pnt\_wgs\_ab\_71\_3858690. This sequence was then extended in both directions, using both Parent and Progeny Databases as well as the Pin Scaffold Database for reference, until it could be extended no more in the 5' direction and joined to the existing sequence around *PvGLO* in the 3' direction. As a gap still remained between this sequence and Seq2, this contig was designated Seq3 and had a total length of 277,924bp. Seq1, Seq2 and Seq3, and the positions of *PvSLL1*, *PvSLP1* and *PvGLO* are represented in Figure 4.2.

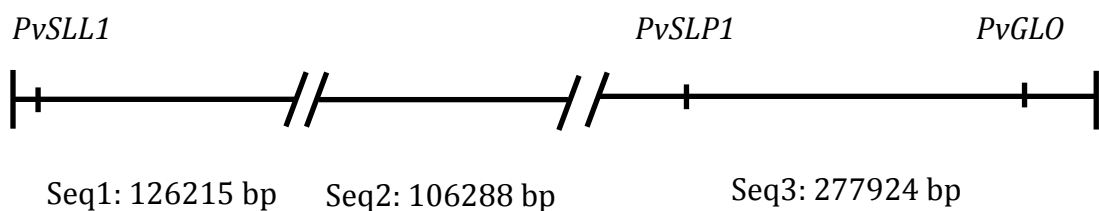


Figure 4.3 Sizes and relative positions of Seq1, Seq2 and Seq3. Positions of the markers *PvSLL1*, *PvSLP1* and *PvGLO* are shown.

Table 4.2 shows the order of the Pin genomic DNA contigs within the three assembled contigs, as well as their lengths and orientations. Table 4.2 also shows the cumulative length of the combined contigs in each sequence, as well as the assembled sequence length once overlaps between contigs had been removed.

Although the three contigs shown in Table 4.2 remained as three separate sequences, known BAC end sequences were identified near the ends of each sequence. This included end sequences from the same BAC found in different sequences. As such, the estimated BAC sizes suggested that a large distance could not exist between contigs. Therefore, the three contigs were provisionally joined together, using the code XXX to signify the breaks between Seq1, Seq2 and Seq3. This completed sequence can be seen in Appendix B. Figure 4.4 shows the relative positions of each of the contigs listed in Table 4.2 within Seq1, Seq2 and Seq3. As shown in Figure 4.4, the cumulative length of all of the contigs included would far exceed the length of each sequence. However, as in Figure 4.2, the assembled length of each sequence is reduced when overlaps between each contig is taken into account.

<u>Genome Contig</u>	<u>Orientation</u>	<u>Contig Length (bp)</u>	<u>Cumulative Sequence Length (bp)</u>
<b><u>Seq1</u></b>			
<b>pin_pnt_wgs_ab_71_36742587</b>	<b>+/-</b>	<b>9428</b>	<b>9428</b>
<b>pin_pl_wgs_ab_71_4575578</b>	<b>+/+</b>	<b>2741</b>	<b>12169</b>
<b>N</b>		<b>187</b>	<b>12356</b>
<b>pin_pnt_wgs_ab_71_3714983</b>	<b>+/+</b>	<b>8533</b>	<b>20889</b>
<b>N</b>		<b>2011</b>	<b>22900</b>
<b>pin_pnt_wgs_ab_71_3847249</b>	<b>+/+</b>	<b>35226</b>	<b>58126</b>
<b>pin_pl_wgs_ab_71_4635008</b>	<b>+/+</b>	<b>6491</b>	<b>64617</b>

N		1187	65804
pin_pnt_wgs_ab_71_330645	+/+	34562	100366
pin_pnt_wgs_ab_71_3846419	+/-	33242	133608
Assembled Contig Length			126215 bp
<u>Seq2</u>			
pin_pnt_wgs_ab_71_3803370	+/-	3435	3435
pin_pnt_wgs_ab_71_3803369	+/+	7863	11298
pin_pnt_wgs_ab_71_3826434	+/-	10636	21934
pin_pnt_wgs_ab_71_3852102	+/-	5210	27144
pin_pnt_wgs_ab_71_3802165	+/-	5091	32235
pin_pnt_wgs_ab_71_3809657	+/-	23493	55728
pin_pnt_wgs_ab_71_3858100	+/-	4084	59812
pin_pnt_wgs_ab_71_3805517	+/-	26861	86673
pin_pl_wgs_ab_71_4628703	+/+	35297	121970
pin_pnt_wgs_ab_71_3710618	+/+	3298	124268
pin_pl_wgs_ab_71_4412622	+/+	1759	127027
N		443	127470
pin_pnt_wgs_ab_71_3803757	+/-	1048	128518
pin_pnt_wgs_ab_71_3791730	+/-	2387	130905
pin_pnt_wgs_ab_71_3791733	+/	3914	134819
pin_pnt_wgs_ab_71_3804125	+/	9894	144713
pin_pnt_wgs_ab_71_3854238	+/	15357	160070
pin_pnt_wgs_ab_71_3688763	+/	4030	164100
Assembled Contig Length			106288bp
<u>Seq3</u>			
pin_pl_wgs_ab_71_4638286	+/+	8065	8065
pin_pnt_wgs_ab_71_3721676	+/+	7731	15796
pin_pl_wgs_ab_71_4431548	+/+	1791	17587
N		491	18078
pin_pnt_wgs_ab_71_3830600	+/+	31239	49317
N		134	49451
pin_pnt_wgs_ab_71_3858690	+/+	35649	85100
pin_pl_wgs_ab_71_4625639	+/-	1688	86788
pin_pl_wgs_ab_71_4450338	+/	572	87360
pin_pnt_wgs_ab_71_3750481	+/+	10578	97938

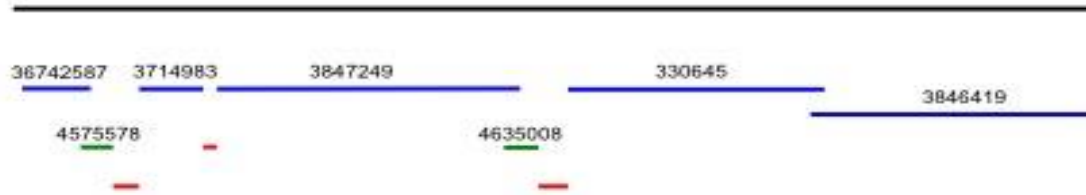


<b>pin_pnt_wgs_ab_71_371669</b>	<b>+/-</b>	<b>24012</b>	<b>121950</b>
<b>pin_pnt_wgs_ab_71_3687878</b>	<b>+/+</b>	<b>12124</b>	<b>134074</b>
<b>N</b>		<b>13</b>	<b>134087</b>
<b>pin_pnt_wgs_ab_71_3688273</b>	<b>+/-</b>	<b>8454</b>	<b>142541</b>
<b>pin_pnt_wgs_ab_71_3691095</b>	<b>+/-</b>	<b>8233</b>	<b>150774</b>
<b>pin_pnt_wgs_ab_71_3687726</b>	<b>+/+</b>	<b>10454</b>	<b>161228</b>
<b>pin_pnt_wgs_ab_71_3741541</b>	<b>+/+</b>	<b>9168</b>	<b>170396</b>
<b>pin_pl_wgs_ab_71_4426546</b>	<b>+/-</b>	<b>4827</b>	<b>175223</b>
<b>pin_pnt_wgs_ab_71_3850227</b>	<b>+/-</b>	<b>4497</b>	<b>179720</b>
<b>pin_pl_wgs_ab_71_4434231</b>	<b>+/-</b>	<b>4018</b>	<b>183738</b>
<b>pin_pnt_wgs_ab_71_3844744</b>	<b>+/+</b>	<b>29925</b>	<b>213663</b>
<b>pin_pl_wgs_ab_71_4597131</b>	<b>+/+</b>	<b>23452</b>	<b>237115</b>
<b>pin_pnt_wgs_ab_71_3745308</b>	<b>+/-</b>	<b>7217</b>	<b>244332</b>
<b>N</b>		<b>132</b>	<b>244464</b>
<b>pin_pnt_wgs_ab_71_3849147</b>	<b>+/+</b>	<b>6143</b>	<b>250607</b>
<b>pin_pnt_wgs_ab_71_3688236</b>	<b>+/+</b>	<b>9145</b>	<b>259752</b>
<b>pin_pl_wgs_ab_71_4622992</b>	<b>+/+</b>	<b>32926</b>	<b>292678</b>
<b>pin_pnt_wgs_ab_71_3787655</b>	<b>+/+</b>	<b>28236</b>	<b>320914</b>
<b>Assembled Contig Length</b>			<b>277924 bp</b>

Table 4.2: Pin genomic DNA contigs used to assemble Seq1, Seq2 and Seq3. Contigs are shown in order from 5' to 3'. N indicates are series of Ns inserted into the sequence.


### Seq 1

Assembled Contig Length: 126215bp



### Seq 2

Assembled Contig Length: 106288bp



### Seq 3

Assembled Contig Length: 277924bp




Figure 4.4 Sequence diagrams of Seq1, Seq2 and Seq3. Relative positions of contigs within each sequence are shown, including overlaps between sequences. Blue bars signify contigs from the Parent Database and green bars signify contigs from the Progeny Database. Red bars represent sequences of Ns. Numbers above each bar denotes the identity of each contig.

### 4.3 Discussion

The assembly of the three contigs of genomic DNA sequence described in this chapter is significant for a number of reasons. First among these is the breakdown of the mechanism that prevents recombination within the *S* locus that occurs within this region. Although *PvSLL1*, found near the 5' end of Seq1, is tightly linked to the *S* locus, with only one potential recombination ever seen, *PvGLO*, found near the 3' end of Seq3, is known to recombine much more frequently. As such, the mechanism that restricts recombination of the *S* locus itself must be lost between these two genes. The secondary significance of these contigs is that they make it possible, for the first time, to measure the physical distance between the previously characterised *S* locus markers.

Assembly of the contigs themselves was successful. In particular, the assembly of the largest contig, Seq3, was reliant on the construction of the BAC Reference Scaffold assembled using *Blue Jeans* BAC DNA. Although this sequence was complete in itself, the decision to incorporate a number of Ns into the sequence upon conversion to Pin genomic DNA, see 4.2.2.i, introduces the possibility that some important genetic data have been lost from the genomic DNA sequence. However, this is unlikely given the relatively small number of Ns that were inserted into the sequence. In addition to this, though it was desirable to convert as much of the BAC Reference Scaffold as possible into genomic sequence, it was also important to ensure that only Pin genomic sequence was used. However, as demonstrated in Chapter 3, although the BAC 81B15 was derived from a single allele of the locus, other BACS further from the *S* locus, such as 28O8, appeared to have recombined, possessing elements from both alleles. As such, the data from the BAC reference

scaffold could not be reliably used to close the gap and maintain the integrity of a Pin specific assembly.

Two further sources of reference sequence were also available when attempting to close gaps between contigs in the Seq1, Seq2 and Seq3 assemblies for use as an alternative scaffold. The first of these was Long Homostyle genome data. As a result of the self-incompatibility of wild type Pin individuals, natural variation outside of the immediate *S* locus region limited the length of the reads produced during Illumina sequencing. However, as self-fertile mutants, Long Homostyle individuals could be used to produce inbred progeny, with a reduced level of variation in the area surrounding G, P and A. As such, when sequencing these individuals, less variation was seen between individual reads and they could be more easily assembled into longer contigs. By using the Long Homostyle data as an alternative scaffold, the chances of identifying an overlapping sequence from either the Parent or Progeny was therefore increased and new contigs could be identified to extend the assembled sequences. Once new Parent or Progeny contigs had been identified, however, any remaining Long Homostyle sequence data that could not be directly replaced with data from either of the Pin databases was removed and replaced with Ns. As discussed above, in 4.1.2, efforts were made to assemble as much of the sequence as possible from the genome data of a single Pin individual or, if this was not possible, its Pin progeny. In order to maintain the integrity of the assembled sequence as 'Pin only' therefore, it was necessary to removed any sequences such as these that could not be confidently assigned to the Pin genome and not the Thrum.

The other reference sequences used were the Pin Scaffold sequences, assembled automatically by TGAC upon sequencing. Similar to the Long Homostyle contigs, these sequences provided a longer reference sequence than the Parent or Progeny

contigs but did not offer the same resolution of sequence as a manual assembly using Pin Parent contigs alone. In addition to this, repeated attempts to combine Parent contigs into a scaffold automatically meant that the scaffold sequences available were updated regularly, and could have led to an erroneous or obsolete assembly. Unlike the Long Homostyle contigs used as reference sequences however, these Pin Scaffold contigs were unable to provide sequence data to fill gaps that remained between assembled contigs, instead only giving indications of size. As such, Ns were used to fill these gaps.

The final assembly of genomic DNA contigs resulted in three large sequences, collectively spanning 510,427bp. However, although these sequences remained three separate contigs, the presence of BAC end sequences from the same BACs in two different contigs made it possible to estimate the maximum possible distance between each contig. At the time that this research was completed, the sequence data to complete the gaps between Seq1, Seq2 and Seq3 was unavailable and the decision was made to combine the three sequences together with a clear indication (XXX) of where the junctions between contigs were. This was made in order that the sequence could be completed when more sequence data was available. While the possibility remained that important genetic data was lost with the premature joining of the three contigs, the estimated BAC sizes suggested that such a loss should remain minimal and, by clearly marking the joins between contigs, these regions could be easily revisited in the future.

The combination of Seq1, Seq2 and Seq3 into a single assembled genomic DNA contig provides a physical link between the two *S* locus markers *PvSLL1* and *PvGLO*. However, whilst these two genes have been previously identified and characterised, the assembly of the genomic DNA sequence described in this chapter

now also allows for the identification of any other genes that may exist within this region.

## CHAPTER FIVE

### Identification and annotation of *Primula vulgaris* genes

#### 5.1 Introduction

The functions of the *Primula vulgaris* *S* locus have been known since Ernst (Ernst 1933, 1936b, 1955) identified the three genes that comprise the locus. However, the area immediately surrounding this area, and the genes contained within it, has remained largely uncharacterised. While more recent work has identified genes such as *PvSLL1* and *PvGLO*, which are linked to the *S* locus (Li *et al.*, 2007, 2008), these genes have been used largely as markers for the locus itself and the region of genome between them has been subject to little analysis. As such, the assembly of a sequence that links these two genes provides an opportunity to identify other genes in this area.

In Chapter 4, three sequences were assembled using genomic DNA from a wild type Pin individual and are known to collectively span the distance (over 500kb) between *SLL1* and *PvGLO*. Although these contigs remain separate sequences, the method by which they were assembled, using BAC sequences as a scaffold, makes it possible to position each sequence relative to the remaining two whilst maintaining a good idea of the distances between the ends of each contig. While the separate nature of the contigs must be born in mind, it is possible, therefore, to join the three sequences together to form a single consecutive sequence 510,427bp in length for the purpose of identifying genes. This complete sequence can be seen in Appendix B, in which the symbol XXX has been used to signifying breaks between contigs.

With the construction of a single sequence containing both genetic markers *SLL1* and *PvGLO*, it is now possible to analyse the area for any other genes by identifying

homology between the *Primula* genomic sequence and the known sequences of genes from other species.

## 5.2 Results

### 5.2.1 Identification of *Primula vulgaris* genes

Genes were identified within the assembled *Primula vulgaris* sequence using the NCBI BLASTX tool. However, the size of the assembled sequence (510,427 bp) presented a problem as it was too large to be analysed in a single BLASTX search. As such, sequence was split into a total of 57 smaller contigs. This was done by dividing the sequences into 10Kb sub-contigs, with each sub-contig overlapping by 1Kb to minimise the risk of missing genes located across the boundaries between sub-contigs.

Table 5.1 shows details of the genes that were identified within the assembled sequence. 51 genes were identified within the sequence. Each gene was assigned a number, *PvG1* – *PvG51*, and its position within the whole assembled sequences was calculated. As can be seen in Table 5.1, NCBI BLAST suggests a variety of functions, among which were *PvSLL1* (labelled as *PvG2*) and *PvGLO* (*PvG49*). The column on the far right of Table 5.1 shows the regions of the subject sequence that were identified by the *Primula* query in the BLASTX search. Although some genes, such as *PvG1*, only identified a single region from the subject, in this instance a *Medicago truncatula* ARS binding protein, other genes, such as *PvG24*, which matched to an uncharacterised protein from *Zea mays* but with a suggested function as a chaperonin protein, identified 12 smaller regions within its subject that combined to cover the entire gene. Therefore, it was assumed that each region of



matching sequence represented an exon. Table 5.1 shows a range of scores and E-values for the different matches that were seen.

A number of the genes identified within Table 5.1 are of particular interest. 3 of the genes identified (*PvG15*, *PvG25*, *PvG34*) found matches to hypothetical proteins from *Vitis vinifera* and a further 7 (*PvG11*, *PvG17*, *PvG19*, *PvG22*, *PvG24*, *PvG30*, *PvG47*) found matches to proteins that are as yet uncharacterised in their relevant species. Another 2 genes of note are *PvG9* and *PvG10*. Found next to each other and with the same suggested identity; both match to the same regions of a *Populus trichocarpa* Cytochrome P450 protein. *PvG23* also displays an interesting pattern in its match to a Pentatrichoepptide-repeat containing protein from *Vitis vinifera*, with a number of regions from the query sequence matching to the same region from the same subject. A final gene of note is *PvG46*, a match to the *Petunia x hybrid* MADS-box protein *FBP24*.

Gene #	Accession #	Identity	Subject Species	Score	E-Value	Query Location	Matching Subject Sequence
<i>PvG1</i>	XP_003617045.1	ARS Binding Protein	<i>Medicago truncatula</i>	50.8	0.007	5261-5374	177-2147
<i>PvG2</i>	ABD78323.1	SLL1 Protein	<i>Primula vulgaris</i>	82	2e <sup>-24</sup>	24444-24641	17-91
<i>PvG3</i>	ABA08442.1	Neutral/Alkaline Invertase	<i>Manihot esculenta</i>	191	0	31803-31510	137-459
				627	4e <sup>-47</sup>	35276-34512	460-557
<i>PvG4</i>	AAD25646.1	Retroelement pol polyprotein	<i>Arabidopsis thaliana</i>	67	0	53486-53217	60-149
				613	0	53181-50296	169-1125
				247	0	50192-49443	1411-1433
				28.9	0	49440-48372	1158-1409
<i>PvG5</i>	EOY17232.1	Disulphide-Isomerase-like protein	<i>Theobroma cacao</i>	82.8	4e <sup>-15</sup>	58284-58418	25-69
				57	e <sup>-4</sup>	64450-64554	68-102
				200	7e <sup>-51</sup>	64764-65135	103-226
				160	e <sup>-37</sup>	65687-66025	219-330
				107	6e <sup>-21</sup>	66406-66654	330-413
<i>PvG6</i>	XP_003556191.1	E3 Ubiquitin-protein ligase RNF167-like	<i>Glycine max</i>	97.4	2e <sup>-17</sup>	72465-72238	42-116
				219	3e <sup>-57</sup>	70398-69952	104-253
				72.8	e <sup>-9</sup>	68548-68432	255-293
				77	7e <sup>-11</sup>	68176-67922	417-495
<i>PvG7</i>	XP_002328508.1	Predicted Protein	<i>Populus trichocarpa</i>	392	3e <sup>-199</sup>	80266-79379	1-299
<i>PvG8</i>	XP_004230120.1	Serine/threonine Protein Kinase WNK1-like	<i>Solanum lycopersicum</i>	145	2e <sup>-31</sup>	98701-98928	39-144
				142	e <sup>-30</sup>	99543-99770	114-189
				109	9e <sup>-21</sup>	100499-100657	188-240
				129	e <sup>-26</sup>	100923-101468	241-413
				16	2e <sup>-37</sup>	101947-102372	390-529
				51.6	0.008	102545-103081	539-746
<i>PvG9</i>	XP_004245646.1	Cytochrome P450.1	<i>Populus trichocarpa</i>	224	e <sup>-58</sup>	108425-109222	32-301
				117	e <sup>-56</sup>	110418-111014	306-504

<i>PvG10</i>	XP_004245646.1	Cytochrome P450.1	<i>Populus trichocarpa</i>	245	$6e^{-66}$	114118-114915	32-301
				229	$2e^{-60}$	115363-115962	305-503
<i>PvG11</i>	EOY17225.1	Uncharacterised Protein	<i>Theobroma cacao</i>	100	$e^{-19}$	118053-118448	62-199
<i>PvG12</i>	ADE77272.1	Unknown Protein	<i>Picea sitchensis</i>	108	$4e^{-22}$	119344-119610	137-228
<i>PvG13</i>	AGH32908.1	Squalene Epoxidase	<i>Camelia oleifera</i>	80.1	$e^{-104}$	132720-132610	91-127
				206	$e^{-104}$	132487-132047	126-243
				146	$e^{-104}$	131964-131740	242-316
				170	$e^{-40}$	131185-130895	315-411
				69.7	$4e^{-58}$	130138-130031	499-534
				186	$4e^{-58}$	126601-126715	4007-4348
<i>PvG14</i>	ACB4746.1	Chalcone synthase	<i>Citrus sinensis</i>	60.1	$e^{-5}$	144607-144783	1-60
				248	$3e^{-155}$	145128-145706	55-246
				198	$3e^{-155}$	145706-146137	247-390
<i>PvG15</i>	CAN81537.1	Hypothetical Protein	<i>Vitis vinifera</i>	347	$6e^{-103}$	155050-155718	37-259
<i>PvG16</i>	XP_003542961.1	Long Chain Acyl-CoA synthetase 9	<i>Glycine max</i>	134	$e^{-28}$	162268-162549	57-150
				59.7	$2e^{-5}$	162963-163067	146-180
				137	$2e^{-29}$	163234-163545	161-265
				165	$e^{-38}$	163894-164310	263-368
				127	$2e^{-26}$	164673-164906	367-444
				89	$2e^{-14}$	165184-165409	445-486
				89	$2e^{-63}$	165441-165584	482-529
				100	$2e^{-63}$	165661-165801	527-573
				105	$2e^{-63}$	165917-166126	572-641
<i>PvG17</i>	XP_002285854.1	Uncharacterised Protein	<i>Vitis vinifera</i>	41.6	2.8	71215-71440	21-95
				73.9	0	73640-73960	96-190
<i>PvG18</i>	XP_004250311.1	Chlorophyllide a	<i>Solanum</i>	121	$4e^{-36}$	185489-185722	31-108

		oxygenase	<i>lycopersicum</i>	61.6	$4e^{-36}$	185820-185927	108-143
				102	$6e^{-19}$	186392-186670	142-234
				101	$2e^{-18}$	187129-187278	235-284
				124	$6e^{-26}$	187607-187804	284-349
				65.1	$4e^{-7}$	187929-188087	345-394
				207	$8e^{-53}$	188141-188458	371-482
				102	$8e^{-19}$	188824-188985	481-534
<i>PvG19</i>	XP_004242030.1	Uncharacterised Protein	<i>Solanum lycopersicum</i>	126	$e^{-29}$	190058-189573	1-105
<i>PvG20</i>	XP_003581684.1	Delta-aminolevulinic Acid Dehydratase	<i>Brachypodium distachyon</i>	50.1	0.016	4884-4780	112-146
				57	$e^{-4}$	4736-4693	125-174
				46.2	$5e^{-77}$	4002-3934	160-182
				60.5	$5e^{-77}$	3866-3771	180-211
				55.5	$5e^{-77}$	3657-3586	211-234
				85.9	$5e^{-77}$	3506-3249	234-293
				57	$5e^{-77}$	3142-3059	293-320
				58.9	$5e^{-77}$	2964-2869	325-346
				58.2	$5e^{-77}$	2777-2691	343-371
				84.3	$3e^{-13}$	2448-2296	372-422
<i>PvG21</i>	XP_003627109.1	Zinc Finger Protein	<i>Medicago truncatula</i>	243	$6e^{-65}$	199683-200087	70-204
				62.4	$3e^{-6}$	201024-201641	204-494
<i>PvG22</i>	XP_002280177.1	Uncharacterised Protein	<i>Vitis vinifera</i>	73.6	$7e^{-11}$	214666-214923	79-130
				37.4	0.001	215376-215441	127-148
				35.8	0.001	215512-215574	145-164
<i>PvG23</i>	CBI35955.3	Pentatricopeptide repeat containing protein	<i>Vitis vinifera</i>	250	$e^{-65}$	222038-221277	1-248
				47.8	0.088	220256-219759	51-255
				101	$3e^{-18}$	220646-219930	54-263
				139	$3e^{-30}$	220769-219930	117-403

				94	$9e^{-16}$	221918-221290	136-387
				553	$e^{-169}$	220784-219438	248-703
				98.2	$3e^{-17}$	221795-221247	347-536
<i>PvG24</i>	NP_001140224.1	Uncharacterised Chaperonin Protien	<i>Zea mays</i>	51.6	0.004	229442-229332	8-44
				100	$e^{-58}$	228771-228487	44-110
				47.8	$e^{-58}$	228379-228293	111-139
				52.4	$e^{-58}$	228188-228078	134-170
				55.5	$e^{-58}$	228012-227911	168-201
				41.6	$e^{-58}$	227825-227751	196-223
				41.2	$e^{-58}$	227688-227605	219-246
				57	$8e^{-5}$	227189-227082	243-278
				59.3	$6e^{-14}$	226616-226524	281-311
				48.5	$6e^{-14}$	226450-226328	311-349
				52.8	0.002	226169-226047	344-384
				63.9	$5e^{-7}$	225631-225338	373-439
<i>PvG25</i>	CAN69431.1	Hypothetical Protein	<i>Vitis vinifera</i>	105	$6e^{-62}$	237211-237429	1-72
				163	$6e^{-62}$	237501-237860	93-212
				129	$2e^{-26}$	237867-238163	1189-1287
<i>PvG26</i>	XP_002268127.1	Peroxidase 16	<i>Vitis vinifera</i>	84	$e^{-13}$	245227-245298	21-70
				109	$8e^{-22}$	243970-243770	70-136
				95.1	$3e^{-17}$	243407-243240	137-192
				204	$9e^{-54}$	242424-241990	182-326
<i>PvG27</i>	XP_004148322.1	Villin-4-like Actin Binding Protein	<i>Cucumis sativus</i>	71.6	$5e^{-9}$	267071-266958	19-56
				186	$5e^{-88}$	266468-266031	43-155
				169	$5e^{-88}$	265932-265540	154-258
				87.8	$2e^{-45}$	264396-264235	259-312
				75.9	$2e^{-45}$	264157-264009	313-362
				70.9	$2e^{-45}$	263901-273788	359-396

				93.6	$9e^{-16}$	263037-262876	394-447
				99	$3e^{-27}$	263363-262037	470-553
				66.6	$e^{-27}$	261634-261530	548-582
				87	$e^{-27}$	261422-261243	581-640
				84	$8e^{-13}$	260784-260638	634-682
				81.3	$6e^{-12}$	259533-259396	682-727
				43.1	2.3	258576-358522	725-746
				98.6	$3e^{-17}$	257287-256864	747-856
				143	$4e^{-31}$	256245-255862	859-968
<i>PvG28</i>	XP_002319808.1	Predicted Zinc Finger MYM-type protein	<i>Populus trichocarpa</i>	29.3	$5e^{-55}$	275370-275071	153-253
				47	$5e^{-55}$	275098-274947	245-298
				113	$5e^{-55}$	274940-274356	323-515
				97.4	$5e^{-55}$	274342-273794	521-570
				85.9	$2e^{-13}$	274029-274580	634-781
<i>PvG29</i>	XP_004242031.1	Protein Disulphide-Isomerase-Like	<i>Solanum lycopersicum</i>	61.2	$6e^{-6}$	291729-291547	1-61
				46.6	0.2	286661-286548	53-91
				294	$e^{-82}$	289486-288659	71-279
				65.9	$2e^{-26}$	288464-288324	272-316
				73.9	$2e^{-23}$	288240-288118	316-356
				66.6	$e^{-7}$	287957-287835	355-395
				69.7	$e^{-8}$	286664-286548	395-433
				42	4.9	289453-289250	424-488
<i>PvG30</i>	XP_002284506.1	Uncharacterised Protein	<i>Vitis vinifera</i>	104	$4e^{-19}$	301241-300984	1-88
				192	$8e^{47}$	300410-299547	210-450
				81.3	$6e^{-12}$	298565-298359	442-513
				120	$3e^{-24}$	296410-296165	507-588
<i>PvG31</i>	AAN62347.1	CTV.20 RNA Binding Protein	<i>Citrus trifoliata</i>	101	$6e^{-18}$	317887-317077	152-439
				111	$7e^{-21}$	316237-315728	672-834

				82	$7e^{-17}$	315292-314646	878-1093
				35.8	$7e^{-17}$	314639-314559	1096-1122
				340	$2e^{-190}$	314297-313530	1152-1407
				167	$9e^{-155}$	315090-314645	1970-2457
				411	$9e^{-155}$	314639-313572	2460-2858
<i>PvG32</i>	CAE01921.2	Hydrolase	<i>Oryza sativa</i>	246	$3e^{-67}$	318971- 320023	20-376
<i>PvG33</i>	AAB82639.1	Non-LTR retroelement reverse transcriptase	<i>Arabidopsis thaliana</i>	293	$5e^{-95}$	325624-324452	574-965
				85.5	$5e^{-95}$	324395-323682	990-1234
<i>PvG34</i>	CAN80126.1	Hypothetical Protein (Transposase)	<i>Vitis vinifera</i>	35	$e^{-124}$	332170-332295	133-171
				164	$e^{-124}$	332325-332771	196-344
				300	$e^{-124}$	332813-333991	360-728
				56.2	$3e^{-4}$	333190-333330	456-502
<i>PvG35</i>	BAF01732.2	NAC Domain Containing Protein 82	<i>Arabidopsis thaliana</i>	50.4	0.002	343247-343516	29-121
				43.5	0.38	343247-343453	55-125
<i>PvG36</i>	XP_00352436.1	Aldehyde dehydrogenase family 3 member H1-like	<i>Glycine max</i>	62.8	$2e^{-6}$	350969-351067	98-130
				97.8	$7e^{-76}$	351715-351936	131-204
				64.3	$7e^{-76}$	352002-352118	197-235
				70.5	$7e^{-76}$	352216-352332	236-274
				125	$7e^{-76}$	352412-352798	275-366
				74.7	$3e^{-10}$	352893-353078	356-417
				115	$2e^{-23}$	353617-353865	405-487
<i>PvG37</i>	XP_004242040.1	Aspartic proteinase ASP1- like	<i>Solanum lycopersicum</i>	70.9	$4e^{-9}$	359616-359736	49-85
				94.7	$9e^{-17}$	360388-360612	88-163
				112	$e^{-33}$	360842-361087	160-241
				62.4	$e^{-33}$	361170-362322	241-289
				84.3	$2e^{-13}$	362242-362439	287-352
				43.9	$3e^{-7}$	362890-362970	350-376

				41.2	$3e^{-7}$	363053-363136	377-404
<i>PvG38</i>	XP_002285869.1	Ubiquitin Protein Ligase	<i>Vitis vinifera</i>	2109	0	373537-370499	1-1016
				1080	0	369948-367504	1016-1831
<i>PvG39</i>	NP_171677.1	NAC Domain-containing protein 2	<i>Arabidopsis thaliana</i>	102	$8e^{-20}$	383458-383297	1-54
				187	$2e^{-48}$	382542-382249	50-147
				119	$4e^{-25}$	381076-380639	145-289
<i>PvG40</i>	XP_003630459.1	Root Specific Metal Transporter	<i>Medicago truncatula</i>	72.8	$2e^{-9}$	395388-395269	92-131
				102	$e^{-18}$	393653-393465	169-231
				48.9	$4e^{-22}$	392861-392778	230-257
				87	$4e^{-22}$	392670-392497	253-310
				70.9	$5e^{-9}$	392359-392111	308-360
				68.9	$3e^{-43}$	391573-391463	385-422
				137	$3e^{-43}$	391394-391053	449-559
<i>PvG41</i>	XP_004250232.1	60S Ribosomal export protein NMD3-like	<i>Solanum lycopersicum</i>	26.2	$2e^{-16}$	399357-399304	289-306
				23.5	$2e^{-16}$	399302-399195	308-344
				86.3	$2e^{-16}$	399172-398888	357-453
<i>PvG42</i>	XP_003545652.1	Cyclin-A1-1-like	<i>Glycine max</i>	56.6	$3e^{-11}$	407699-407902	142-207
				42	$3e^{-11}$	408016-408120	215-249
				62.8	$8e^{-46}$	408852-408956	251-285
				122	$8e^{-46}$	409052-409366	279-351
				50.1	$8e^{-46}$	408962-408956	350-374
				76.3	$e^{-10}$	409799-409975	373-438
				64.7	$4e^{-7}$	410103-410228	444-485
<i>PvG43</i>	XP_003634405.1	Amino Acid Permease 2	<i>Vitis vinifera</i>	43.5	1.5	420367-420456	13-39
				137	$3e^{-30}$	420833-421069	39-117
				63.9	$2e^{-58}$	421735-421830	117-148
				130	$2e^{-58}$	421934-422146	149-219
				83.6	$2e^{-58}$	422251-422391	220-266



<i>PvG44</i>	ABD32582.1	Integrase catalytic region Zinc Finger, CCHC-type aspartic peptidase	<i>Medicago truncatula</i>	272	0	430798-431697	659-956
				47	0.2	431699-431782	957-984
				380	0	431754-432947	980-1387
				195	0	432998-433384	1393-1521
				245	0	433378-433959	1517-1710
<i>PvG45</i>	XP_002284607.2	NAD Kinase 2	<i>Vitis vinifera</i>	595	$4e^{-180}$	441784-440051	84-742
<i>PvG46</i>	Q9ATE5	MADS-box protein FBP24	<i>Petunia x hybrida</i>	110	$2e^{-22}$	451899-452087	2-64
				77	$e^{-11}$	453210-454569	65-146
				45.1	0.26	456474-456665	197-259
<i>PvG47</i>	XP_002278437.2	Uncharacterised WW domain containing protein	<i>Vitis vinifera</i>	43.1	2.2	465350-365358	118-148
				72.4	$2e^{-9}$	462094-462934	236-292
				52	0.004	461297-461076	288-373
				83.2	$7e^{-13}$	460191-459853	405-464
				69.3	$2e^{-8}$	458886-458770	465-503
<i>PvG48</i>	AFP55536.1	Retrotransposon Polyprotein	<i>Rosa rugosa</i>	96.7	$e^{-16}$	476072-475305	508-770
				49.7	0.028	475873-475751	577-617
				59.7	$3e^{-26}$	474798-474322	969-1130
				58.2	$3e^{-26}$	474286-474119	1170-1225
				51.6	$3e^{-26}$	474071-473919	1242-1292
<i>PvG49</i>	ABD78321.1	MADS- box gene: Glo Protein ( <i>PvGLO</i> )	<i>Primula vulgaris</i>	132	$2e^{-30}$	481859-482047	1-63
				51.2	0.001	482536-482601	64-85
				90.9	$2e^{-16}$	483151-483432	85-140
				42.7	0.97	485382-485438	150-168
				85.5	$e^{-14}$	486463-486579	169-207
<i>PvG50</i>	XP_002520299.1	UDP-n-acetylglucosamine pyrophosphorylase	<i>Ricinus communis</i>	47.4	0.11	493505-493591	43-71
				70.5	$8e^{-28}$	494937-495059	70-110
				84	$8e^{-28}$	495152-495307	106-157
				57.8	$7e^{-5}$	496081-496182	157-190

				79.7	$e^{-21}$	496814-496972	169-232
				54.7	$e^{-24}$	497053-497304	232-279
				106	$5e^{-20}$	497850-498110	279-338
				99	$e^{-17}$	499047-499430	337-405
				75.1	$3e^{-10}$	499678-499974	405-463
				57	$e^{-4}$	500408-500494	460-488
				127	$e^{-26}$	500896-501177	473-568
				87.4	$6e^{-14}$	501728-501895	567-622
<i>PvG51</i>	XP_002520262.1	2-oxoisovalerate dehydrogenase	<i>Ricinus communis</i>	117	$3e^{-24}$	505633-506034	1-93
				165	$5e^{-40}$	506693-507034	93-179
				72.4	$8e^{-10}$	507352-507471	178-217
				63.5	$5e^{-7}$	507779-507919	218-264
				120	$4e^{-250}$	508340-508573	264-341
				68.6	$e^{-8}$	509110-509262	329-379

Table 5.1: Genes identified within the assembled *P. vulgaris* sequence. A proposed identity is shown for each gene based on a match to a subject from another species. The score and E-value for each match is also shown as are details of the regions within the query sequence and subject sequences that match.

## 5.2.2 Annotation of *Primula vulgaris* genes

Following the identification of the nature of the genes contained within the assembled *Primula vulgaris* contig, the 51 genes were analysed further to predict their unique amino acid sequences and, subsequently, their nucleotide sequences. The same procedure was followed for all 51 genes identified (as described in 5.2.1.) though *PvG46*, the MADS box gene *FBP24* from *Petunia x Hybrida* is shown in detail as an example. The choice of *PvG46* as an example is due to its function as a MADS Box protein, which, upon first identification, initially made it a candidate for *sepaloid* (discussed further 5.3). As such, this gene was of particular interest during the annotation process.

### 5.2.2.i Identification of *Primula vulgaris* open reading frames

Following identification of *PvG46* within the assembled *Primula vulgaris* sequence, the accession number of the identified subject gene *Petunia x hybrida FBP24* (as shown in Table 5.1) was used to retrieve the full amino acid sequence of the subject protein from the NCBI database. This sequence was then annotated to highlight the sequences identified in the BLASTX search, described above, as shown in Figure 5.1.

```
MI I MGRGKIEVKRIENKTSRQVTFSKRRAGLLKKTHELSVLCDAQI  
GLIIFSSKGKLF EYCSQPHSMSQIISRYLQTTGASLPVEDNRVQLY  
DEVAKMRRDTLNLQLSLQRYKGDDL SLAQYEELNELEKQLEHALNK  
IRARKLELMQQQ MENLKKTEKMLEKENHDMYQWLMNNQMYKQESAA  
MDHEDHHHHHEHQQAITE LNL LGEQPLL SHFTFFGDQE QPSTSTVN  
HFASISLTSP PANSISP YRLQPSHPNLQD SHVHGPSYD
```

Figure 5.1: The amino acid sequence of the *Petunia x hybrida* gene *FBP24*. The four regions identified through the NCBI BLASTX search with *Primula vulgaris* genomic sequence are highlighted.

In Figure 5.1, green highlighting represents the first subject region described in Table 5.1, followed by yellow, blue and grey. The same order of colours was then used through the annotation of the gene to signify proposed exons.

The ExPASy Translate tool was used to translate the region of the *P. vulgaris* sequence known to contain *PvG46*, as well as 1kb of sequence to either side of the predicted gene sequence. All open reading frames were analysed and the same amino acid sequences highlighted in Figure 5.1 were identified within this translated sequence.

#### **5.2.2.ii Annotation of *Primula vulgaris* gene amino acid sequences**

Using the *Petunia* sequence shown in Figure 5.1 as a guide, the same sequences were identified within the different frames of the translated *Primula* sequence and highlighted in corresponding colours. These sequences were subsequently considered to be the translated exons of *PvG46* and were expanded on.

Although the highlighted regions of sequence in Figure 5.1 provided the core of the *Primula* gene exons, these needed to be expanded upon to obtain their predicted full exon sequence. In order to do this, and identify intron/exon splice junctions, the original *P. vulgaris* nucleotide sequence was used in conjunction with its translated form. All intron/exon boundaries were identified using the GT-AG rule and care was taken to ensure that the boundaries accounted for any changes in reading frames between exons.

The codons responsible for the highlighted amino acid sequences were identified, and these preliminary exons were extended by incorporating nucleotides to both ends of the exon until either a GT (marking the start of an intron) or an AG (marking the end of the intron) was reached. In some instances, nucleotides were removed from

the preliminary exons sequence in order to achieve this. In the case of the first exon, nucleotides were either incorporated or removed to ensure that an ATG Methionine codon was reached. Similarly, the final exon was extending until a stop codon was reached.

Following the identification of intron/exon boundaries, the exons were combined to form the predicted amino acid sequence of *PvG46*, shown in Figure 5.2.

**PvG46 – Amino Acid Sequence**

MGRRKTELKRIENTTSRQVTFKRRSGLMKKTHELSVLCDAQIGLIVFSNKGKLYEYSS  
 HPMMGEIIEKYLTATGDCIPVNDNRVISLKLN\*\*L\*T\*LSN\*LE\*AISFLV\*ALVPKLT  
 K\*MQEOMCSELKLLKKETDSLQSLQCYKGQDLAYVQYDDLAQLEHQLECSLNKVRARK  
 VRIPYYWLD FSDKMLEKENLEMFHWVENQHQQVMTELKLVGDQQQQMFMDFRFFGEQQ  
 QLVQPNANTHTGLLYQSLQLNNSFRLQPAQPNLQDPSSSTLALLQSYGIYDTYVYDAFQ  
 GIVWLHLSHLAF

Figure 5.2: Predicted amino acid sequence of *PvG46*. \* represents a stop codon.

**5.2.2.iii Annotation of *Primula vulgaris* gene nucleotide sequences**

With the annotation of the amino acid sequence of *PvG46*, the nucleotide sequence

**PvG46 – Coding Sequence**

ATGGGTAGAAGAAAGACAGAGTTGAAGAGGATAGAGAACACCACAAGCAGGCAAGTGACTTTCTC  
 AAAAAGAAGAAGTGGCCTAATGAAAAAACTCACGAGCTTTTCAGTTCTTTGCGATGCTCAAATCG  
 GCCTCATTGTTTTCTCCAACAAAGGGAAGCTCTACGAGTATTCGAGTCATCCTATGAGCATGGGG  
 GAAATCATTGAGAAGTATCTGACTGCTACAGGAGATTGTATAACCAGTAAATGACAATCGGGTAAT  
 TTCTCTCAAGTTAAACTAATAATTGTGAACATAGTTGAGTAATTAACCTGAATAAGCAATATCTT  
 TTTTGGTTTTAGGCTCTAGTTCCCAAATAACCAATAGATGCAGGAGCAGATGTGCAGTGAGTTG  
 CTGAAATTAAGAAAGAACTGATAGTCTTCAACTAAGCCTGCAATGCTACAAAGGCCAAGATTT  
 GGCATGTCCAATATGACGATCTCGCTCAGCTCGAACATCAACTAGAGTGCTCGCTTAACAAGG  
 TCCGTGCAAGAAAGGTACGTATTCCATACTATTGGTTAGATTTTTTCAGACAAAATGTTGGAAAAG  
 GAAAATCTGGAGATGTTTCACTGGGTAATTGAGAACCAGCACCAGCAGGTTATGACTGAGTTGAA  
 GCTAGTTGGAGATCAGCAACAACAATGTTTATGGACCATTTTCAGGTTCTTCGGCGAACAACAAC  
 AACTAGTGCAGCCCAATGCTAATACTCACACTGGGTTACTATATCAGTCTCTCCAGCTCAACAAC  
 AGTTTCCGCCTTCAGCCCGCTCAGCCTAACCTCCAAGACCCAGTTCCCTCCACCCTTGCCCTCCT  
 CCAATCGTATGGTATATATGATACATACGTATACGATGCATTTCAAGGGATTGTTTGGTTGCATC  
 TTTCCCACTTAGCATT

Figure 5.3: Predicted coding nucleotide sequence of *PvG46*.

for each exon could also be identified. These nucleotide sequences were combined to construct the predicted coding nucleotide sequence of *PvG46*, shown in Figure 5.3.

Annotation of the predicted coding sequence for *PvG46* meant the exon sequences could also be identified within the assembled contig of *Primula* genomic sequence.

This also served to identify the sequences of the introns between them. Figure 5.4 shows the predicted genomic DNA sequence of *PvG46*, as well as the 500bp found at both the 5' and 3' ends of the identified sequence.

### **PvG46 - Predicted Genomic DNA Sequence**

```
AAACTTGTTCCTTTTTCACTACTGGGTAGATCAAAGAGATCAGCAATGGTTAGAGTGTAACAAAAC  
GAAGAGGGTTGAGGTTAAAACCTTTTATTAATTAAGTCTATCCAAAACCTAACCTTTTCATCACAATAT  
TTTCAAATAAAAGTTTGTGGTTTTGCTTTGAGAGGGTAAATTACGTTATCCTTTTTTTCCTTGT  
TATATATGTTTTTCATCAGGTAATCAAAGAGACAATCTTGACTAGAGGAATAACTAGTAAATATGAT  
TGAGAACATGATCATGAACACATGACTACTTATCAAATTAATTTAGCTAAAAAAAAATAATCGTTTT  
CTATAACAACAGTACTTTAAAATGCATTTGCTTATGAGTTTTGTAGGGTTTTGAATTTTTTTCCT  
AAGTATTTATTTCTTTCTAGAAAATTGTCTGTGGTCTTTTATTTTATTTTTCTTTAGCTATTAAATTA  
AATGAGTTTTTTTTCTTTAGTCATGGGTAGAAGAAAGACAGAGTTGAAGAGGATAGAGAACCAC  
AAGCAGGCAAGTGACTTTCTCAAAAAGAAGAAGTGGCCTAATGAAAAAACTCACGAGCTTTCAGTTC  
TTTGCGATGCTCAAATCGGCCTCATTGTTTTCTCCAACAAAGGGAAGCTCTACGAGTATTCGAGTCAT  
CCTATGAGGTCTTTTTTATTTCCCTTTTGTATTTTCTTTCTTTCTGGCATTCTTATAAGTTTCT  
TTTTTAATTTCCCAAATTCACTGCTTTGTATTTTGTACTAATCTTTTGTAGTTTTAGCCCCAAAA  
ATATTGCTCTTTCTTATATTAGTACGTATCACGATTCTTAATTTTTCTCCTAAGTTCTACTTATAAG  
ATTGTATAATCTTCTTTGAAGTTTGAACCTCAAGTCTTTGCTTGCACTTTCTTTTGTGTAATTCACT  
ATTAGACGTACTTTTGATACTTAATCATCAAATGTCACACATCAATGTTTAAACTTTCCTAATGTTA  
CTCTTAATTTTTATCTTGATTCTTAATTTTTCTCCTTTAGTTCTACTTATAAGATTGTATAATCTTCT  
TTGAAGTTTGAACCTCAAGTTCTTTGCTTGCACTTTCTTCTATCATGCGTGAAATGGATGTCAATGTC  
ATTTAACCAAGTAATTAATAACGGCACTCATATATGAATTTTTTTTTCCATCTCTTTGAGGTTTTGTTT  
TCCTAAATAATATTCATTTTCTTGGGCTCGTTTAATTTTTTATATAGAATCAAAGTAAATATGGCTTTT  
ACAATAACAATACTTTTCTTTGCAATGTACCATTTTCTGTTTATTTTTGGTAAATTTACATTTAGATA  
TTTTCCAATACGATCATGGGTGTCAAATATATAAATTTATCAATTTTAGTTATTTCCATCCGTCAC  
CTCTCACAAACTCAAACCATAGATACTTATTTGACTAAGTTGAGTGATTTGACAAAATATCTGACTGA  
TCACTCATCACATGCTTAGTAATTTATGACAGTAATTAAGTACTGACCAAATTTCTGTCAATTTGAAAA  
ATTTTTTAAAGAAAATTAACATGGTGCCTTTTCATGTTCTTCACTAGTAAGTGAATAATAAGAATTTT  
CAAATGATCCAGAATAAAGTAATTAATACTCTAAATATATGAAACCTTACGTTGTCACACTGGTTTCT  
TAAATAAGACCGTCACATATATGAAATATGAACCAAAGTCTTGCAAACGCTTGAAATATTTGACA  
TTTATGTAATTGAATTTATATATGTCTTTTGTATTCTTACAGCATGGGGGAAATCATTGAGAAGTATC  
TGACTGCTACAGGAGATTGTATACCAGTAAATGACAATCGGGTAATTTCTCTCAAGTTAAACTAATAA  
TTGTGAACATAGTTGAGTAATTAAGTGAATAAGCAATATCTTTTTTGGTTTAGGCTCTAGTTCCCAA  
ACTAACCAAATAGATGCAGGAGCAGATGTGCAGTGAGTTGCTGAAATTAAGAAAAGAACTGATAGTC  
TTCAACTAAGCCTGCAATGCTACAAAGCCAAGATTTGGCGTATGTCCAATATGACGATCTCGCTCAG  
CTCGAACATCAACTAGAGTGCTCGCTTAACAAGGTCCGTGCAAGAAAGGTACGTATTCCATACTATTG  
GTTAGATTTTTCAGTTTATAACCATTTTCGATAACGATTTTATGTCTTTCAACGTGTGTTTTTCCTAT  
AATTGACAAGGCACCTCCAAACTTGATCTTAAAAAAAAGGCACCTCCAAACTTTTAAAAGTTTAGTT  
ACATCTGTAAGATACTTAAACTTTGTTTTCTTAAATTTGATAATTTTGAAAAATCAAACCTTTAAAT  
TCACATTATGTATATGACTTGGCTAGCTAGGTTTTGTAAAAATAATTTAGGTCCCATTTCTCACAAAA  
AGGTGAAAATGGAAAGTGTGCGTGTGTACATTATATTTAGGGCTAGACCTAGTGACAACATAACGAGC  
TGTCAGTTAAGTGTGATCCCCGAATATAAAGAAAAGAAAATAATGCAAAACAACGTATTTTTCCCC  
CTGAAGCAATGTATGGAATTAGAAACAATTTTTTCTGATGGTTTATTTTGTATTGTGTGAAAGTATTT
```

TGTGACCTTGTGAGAGACTTTATAATTTTTCTATGAAATTTATATTTTGGTATAGTATGAATTTTTCA  
GACAAAGTTCTAAAAAGTCCAAAATATTGTGCAGAGTCGACCCTAGGTCACCATATACATTAAGTATC  
GAAGTACCTGAGGTTAACATTTTGTGCGATTTAGTCTCAATTGTTTCATTTTTTAATCAATTGCACCC  
ATTTTCATTTAGTCATCAGTTAGGTCGTTTTATTATTTTTGGACCATTTTCGCCCTTCCAAAGTTTTGTT  
AAACTATGCTAACCAATTGAAATAATTGAATTATCCTATGCTACATGTGAAATATTTAGAAAAAATCTT  
TTCATCACCAAATTTTCAAACCCAAAAACCTAACACGTAATCTTTGTTGTAATTTTGAAAACTAATTT  
TCATTTAATATATAATTGTTCCACGTAAACTGTACATCAGCATGTAAGAGTTGGGGTAGCTATAGC  
AATACTAAAATATTTAATTTTACATCAATTGTTATCCAATATTTTCATTTATACGAATAATATCATTTA  
TAATCTAGTTATTCACCTACCAATAAAGATTGAGAATCATAAATTTATTTATATTATGTACTATATGC  
ATAGGACAGATGCATACATATTCAACACTGTTTCACTAAACATTTACGTGAATATGAAAGGAGACTTT  
TAAATTTGATGTCTTGATAGAGAAGAAAAATAGAAGATCATGGAAAGAAGACTTTAATTAATGAGTAATA  
ATTTATCGACAAAAAATAATAATTATTATTTTTGTAATCTCGACAAAAAATACTATATGGGACTACT  
TAAGTTGATAAAAAGGGTAAACCACGGGCTCGGGTTGTTTTTTTTATAGTTGCCCTTGTATTATTAACA  
TAACCCCTAGACATTGTAACCAAATTTATATGAAGGGGTTCTTCTTCGATATATTTATGCCCTTTTT  
CTAATAGTTTTTTGTTTGTCTGGAATTTCTGCAGAATCAGCTCTTGCAGCAACAGTTGGACAATCTACAA  
AAAAAGGTAATTTAACAATAAAACTTTTCATTCAGCAAGTTTGTAACTACAGTTTCAGCCTGAAAACAA  
CTTCGCCGTCCTTTGACAACCTCGACCATCGAGTGTGCTCGTTGATAACTTGTACAGACAAATTAGCC  
ATATATCTAACCATGTCCACACAGAGCAATAGTTTTAACACGATATACATGTGCGAAAAAGTAAGTCT  
TTTGTGGGAATTCACCTCAGTAAATGATACTTATGTGTATACTCTTGAACTTTTTCATGGTAAACGTA  
GCATATACACACTCCATCTGTACAACCTAAAGATAAACACATCTTAGTTTAAACATTTACATAAATTT  
TGTAATGTACCTAGCTTGATTTTAATTGTAATGTTCTTCTTTTTCTTGTACCAG**GACAAAATGTTG**  
**GAAAAGGAAAATCTGGAGATGTTTCACTGGGTAA**GTGAAGTTTTTATTTAATTAATTTTCCAAATTCCTG  
CATAAATGTGATACTGTTGACGCGCTAAGTACCATGTTATATGATAAAAACCTGACAACTAAATGGTTT  
ACATAATATCTTGATTATTTAAAAGGTGAATTTGATTTTTGTGCTTATAAAGTAATCACTTGAGGAAACT  
AACTAGAGGTTTGAGCAACATGGAAAAAACAACGTTATCAATTTTTTTTTGCCTAAAAAAGCTGTAC  
AATTATGTTGGGATTATATACACTTAAAGAATATATAGTACGCAATGTCGCATACAGTTTTGCTGCCA  
AAACAATTTAATATTTGTAATCAAATGTGATAGACTTGTATTATGATCAACATTTTGGTTGTTGCTA  
CCCCGAGAATCAGCGAGATATATCTGTCACTGAAAGGTCAACTAGATCAATCCGAGTATGTAAGGAAT  
AATTTGGATATCAATCGATCACTTCCATGCTTATCTTAGGATGGGTAAGAAAAACGGAATACGGAAT  
TTCCATTGCTTTAGAAGATAGGCACTCTGATTATCTTGTAAAGAACTTACTTTTAGTATGACATAAAT  
GGCATGAATTGAATGTAAGAATAAATTTGGAACATTTTATTCTTTTTTCAATACAAGCCAAGTTTTATG  
TTCAAACAATGATTTTTATTAGCAGGGTTGGTTTTATAAGTCAAAGTCATGTATGCAGCATCTATGTTCT  
ACATTTTTTCAGGTCATAATAAAACAAAATCAAAAACATAGTTTTAATCTGGTTAACCAATTCATCGCAG  
CTCACAAGTAAACTGAACACTTAAACATGACAGCCGCTGTTACAAAACATCCCCAAATCTTGGGATAC  
CTAAATATTCCTTTTTTTTAAATATCTTTCTTCTTGGCTTTGTAGCTAATTGTATATATACATTATTTT  
GGTATAGTTGGCAGGTAACCAAG**TTGAGAACCAGCACCAGCAGGTTATGACTGAGTTGAAGCTAGTTG**  
**GAGATCAGCAACAACAATGTTTTATGGACCATTTCAAGTTCTTCGGCGAACACAACAACCTAGTGCAG**  
**CCCAATGCTAATACTCACACTGGGTTACTATATCAGTCTCTCCAGCTCAACAACAGTTTCCGCCTTCA**  
**GCCCGCTCAGCCTAACCTCCAAGACCCAGTTCCCTCCACCCTTGCCCTCCTCCAATCGTATGGTATAT**  
**ATGATACATACGTATACGATGCATTTCAAGGGATTGTTTTGGTTGCATCTTTCCCACTTAGCATTTTAA**  
AGTATAAATGCATACCTACGAATACGAAGCATTACGGTATAAATACTCACATCCGAATACGAATACGA  
TTTTGGTACATTTTTTAGTTGAAAAGGTGCGGACTTTTTAAGACGGATTAACCTTTTTTGCAGACAAGGC  
CATCTATAAAAAAGTTACAGAGGGTCGAGATTATATGCCCAATGATATTAGATTGGTTATGATAAGC  
TATTCTTAATATTGTTTGGATATTCCCTTCACTAATTAGTTGATGATTTGCAGATCAGTGATTATTCG  
CAAGGAACATAGCGATGAAGCTTGTGACATTTGTTAAATACTGGTGATACTGGAGAGAAAATTACTAG  
TTTTTTAGGTTTTAAAAGTTCTAAAAAGAAAAAGCATATCATATGCAATACTTTCTTTATATCCATGCT  
TGTTTTGCCCTAGAGATTTGATGGTATAACTTTTTATTTGGTGAAGTGTGCTAACTGCTTACTACTGC  
CTGAAATATTGATGTTGCTTGA

Figure 5.4: Predicted genomic DNA sequence of *PvG46*. Exons are shown in bold.

Figure includes 500bp beyond both ends of identified gene sequence.

As described in 5.2.2, the same procedure was followed for each of the 51 genes identified and described in Table 5.1. The predicted genomic sequences for all 51

genes, including 500bp beyond both 5' and 3' ends, can be seen in Appendix C. A summary of these results is shown in Table 5.2.

Gene	Orientation	Exons		Introns		Coding Sequence Length (bp)	Genomic Sequence Length (bp)
		Exon #	Size (bp)	Intron #	Size (bp)		
<i>PvG1</i>	+/+	1	152	1	2962	251	3213
		2	99				
<i>PvG2</i>	+/+	1	264			264	264
<i>PvG3</i>	+/-	1	1033	1	2508	1326	3834
		2	293				
<i>PvG4</i>	+/-	1	413	1	23	5224	5258
		2	3791	2	11		
		3	1020				
<i>PvG5</i>	+/+	1	195	1	5420	1227	8317
		2	104	2	209		
		3	371	3	578		
		4	308	4	383		
		5	249				
<i>PvG6</i>	+/-	1	133	1	941	1407	5617
		2	293	2	1887		
		3	352	3	1382		
		4	629				
<i>PvG7</i>	+/-	1	888			888	888
<i>PvG8</i>	+/+	1	86	1	1231	2127	6221
		2	228	2	617		
		3	221	3	734		
		4	158	4	265		
		5	451	5	574		
		6	419	6	172		
		7	564				
<i>PvG9</i>	+/+	1	876	1	1186	1491	2677
		2	615				
<i>PvG10</i>	+/+	1	885	1	441	1494	1935
		2	609				
<i>PvG11</i>	+/+	1	612			612	612
<i>PvG12</i>	+/+	1	270			270	270
<i>PvG13</i>	+/-	1	249	1	1491	1668	4430
		2	112	2	128		
		3	431	3	88		
		4	219	4	560		
		5	276	5	406		
		6	279	6	89		
		7	102				
<i>PvG14</i>	+/+	1	175	1	362	1152	2040
		2	578	2	26		
		3	399				
<i>PvG15</i>	+/+	1	693			693	693



<i>PvG16</i>	+/+	1	166	1	494	2175	5543
		2	281	2	428		
		3	85	3	235		
		4	248	4	357		
		5	405	5	368		
		6	230	6	277		
		7	118	7	146		
		8	132	8	85		
		9	138	9	118		
		10	207	10	360		
		11	165				
<i>PvG17</i>	+/+	1	310	1	2166	660	2826
		2	350				
<i>PvG18</i>	+/+	1	81	1	1986	1565	6079
		2	237	2	100		
		3	105	3	470		
		4	276	4	461		
		5	145	5	332		
		6	190	6	133		
		7	68	7	161		
		8	295	8	371		
		9	168				
<i>PvG19</i>	+/-	1	306			306	306
<i>PvG20</i>	+/-	1	178	1	112	1229	2706
		2	74	2	519		
		3	176	3	76		
		4	84	4	116		
		5	70	5	82		
		6	256	6	109		
		7	79	7	112		
		8	79	8	109		
		9	68	9	242		
		10	165				
<i>PvG21</i>	+/+	1	455	1	939	1101	2040
		2	646				
<i>PvG22</i>	+/+	1	381	1	473	486	1041
		2	50	2	82		
		3	55				
<i>PvG23</i>	+/-	1	1357	1	495	2118	2613
		2	761				
<i>PvG24</i>	+/-	1	99	1	563	1503	4105
		2	285	2	107		
		3	87	3	122		
		4	90	4	74		
		5	81	5	94		
		6	69	6	77		
		7	78	7	427		
		8	126	8	429		
		9	100	9	76		
		10	104	10	182		

		11 12	106 278	11	451		
<i>PvG25</i>	+/+	1 2	213 663	1	80	876	956
<i>PvG26</i>	+/-	1 2 3 4	228 186 171 372	1 2 3	1318 374 875	957	3524
<i>PvG27</i>	+/-	1 2 3 4 5 6 7 8 9 10 11 12 13 14 15 16 17	56 112 408 389 163 142 101 156 69 288 129 125 157 126 66 318 387	1 2 3 4 5 6 7 8 9 10 11 12 13 14 15 16	853 516 104 4081 83 118 759 369 77 414 125 485 1107 828 1323 621	3192	12117
<i>PvG28</i>	+/-	1 2	266 1514	1	17	1780	1797
<i>PvG29</i>	+/-	1 2 3 4 5 6 7	166 824 115 120 118 104 186	1 2 3 4 5 6	2753 221 86 166 1182 1826	1633	7201
<i>PvG30</i>	+/-	1 2 3 4	2196 176 224 751	1 2 3	1011 1969 778	3347	6605
<i>PvG31</i>	+/-	1 2 3 4 5 6	885 553 544 782 719 410	1 2 3 4 5	131 159 363 314 743	3893	5583
<i>PvG32</i>	+/+	1	1056			1056	1056
<i>PvG33</i>	+/-	1 2	1087 702	1	97	1789	1886
<i>PvG34</i>	+/+	1 2	209 1693	1	80	1902	1982

<i>PvG35</i>	+/+	1	329			329	329
<i>PvG36</i>	+/+	1	207	1	2289	1479	5590
		2	69	2	853		
		3	238	3	92		
		4	107	4	94		
		5	105	5	79		
		6	375	6	127		
		7	150	7	577		
		8	228				
<i>PvG37</i>	+/+	1	117	1	655	974	3530
		2	224	2	242		
		3	233	3	85		
		4	139	4	934		
		5	195	5	459		
		6	74	6	81		
		7	92				
<i>PvG38</i>	+/-	1	3039	1	553	6357	9107
		2	2545	2	617		
		3	455	3	1580		
		4	318				
<i>PvG39</i>	+/-	1	160	1	769	870	2820
		2	278	2	1181		
		3	432				
<i>PvG40</i>	+/-	1	144	1	565	1632	5230
		2	82	2	119		
		3	105	3	469		
		4	110	4	1035		
		5	182	5	609		
		6	70	6	122		
		7	189	7	131		
		8	312	8	465		
		9	99	9	83		
		10	339				
<i>PvG41</i>	+/-	1	267			267	267
<i>PvG42</i>	+/+	1	203	1	104	1167	2974
		2	115	2	728		
		3	93	3	116		
		4	306	4	106		
		5	60	5	251		
		6	195	6	112		
		7	135	7	390		
		8	60				
<i>PvG43</i>	+/+	1	124	1	379	1457	2888
		2	234	2	668		
		3	94	3	104		
		4	214	4	104		
		5	140	5	176		
		6	651				
<i>PvG44</i>	+/+	1	679	1	1041	2583	4872
		2	887	2	26		

		3 4	58 959	3	1222		
<i>PvG45</i>	+/-	1 2 3 4 5 6	1704 344 234 75 102 201	1 2 3 4 5	552 496 528 848 771	2660	5825
<i>PvG46</i>	+/+	1 2 3 4	188 379 46 314	1 2 3	1122 1879 941	927	4869
<i>PvG47</i>	+/-	1 2 3 4 5 6 7	79 107 57 171 114 337 150	1 2 3 4 5 6	1118 326 1731 1083 537 966	1015	6776
<i>PvG48</i>	+/-	1 2 3	761 481 371	1 2	521 38	1613	2172
<i>PvG49</i>	+/+	1 2 3 4 5	188 67 303 57 117	1 2 3 4	488 552 1925 1024	732	4721
<i>PvG50</i>	+/+	1 2 3 4 5 6 7 8 9 10 11 12	270 117 141 100 128 245 260 379 286 81 240 165	1 2 3 4 5 6 7 8 9 10 11	1351 107 776 664 83 548 942 250 445 443 556	2412	8577
<i>PvG51</i>	+/+	1 2 3 4 5 6	402 339 112 140 186 165	1 2 3 4 5	661 323 307 423 575	1344	3633

Table 5.2: Summary of the structures of *PvGI-51*

Following annotation of each of the 51 genes described in Table 5.1, a Northern blot to determine the expression profiles of *PvGI-51* was planned. Whilst time constraints prevented the completion of this planned investigation, primers were designed to amplify the 3' UTR region of each gene from Pin genomic DNA by PCR using Go-Taq polymerase. Standard PCR protocol, as described in 2.2.2, was followed. Primers can be seen in Appendix A and the results are shown in Figure 5.5.

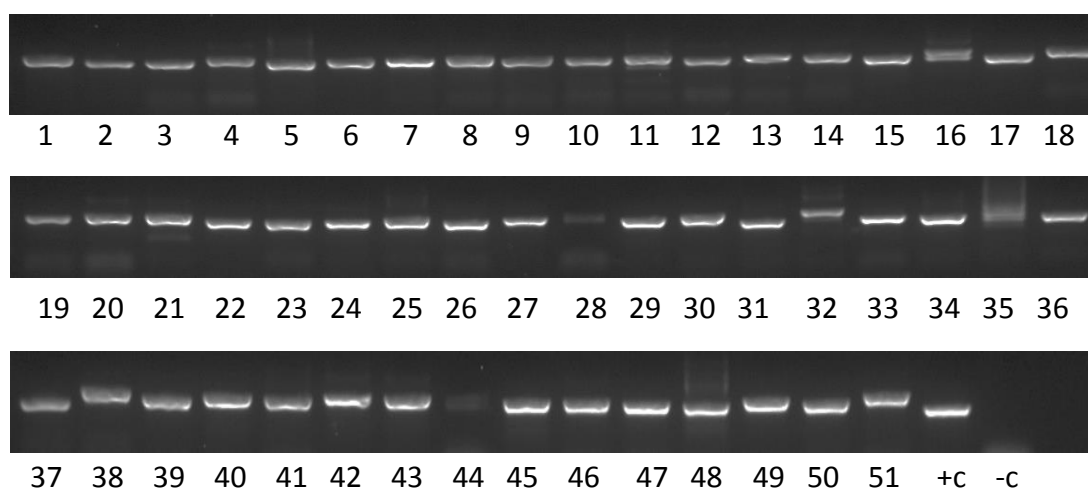


Figure 5.5: PCR amplification of *PvGI-51* 3' UTRs. Results of PCR showing genomic DNA amplified from 3' ends of 51 genes identified from the assembled *Primula* sequence. A positive control (+c) and a negative control (-c) were also included.

### 5.3 Discussion

The initial BLASTX search described in 5.2.1 yielded important and interesting results. The first of these was the identification of both *PvSLL1* (*PvG2*) and *PvGLO protein* (*PvG49*), within the assembled sequence, the presence of which was expected due to the way that the sequence was originally constructed. However, the

presence of these two genes is important as they demonstrate very different patterns of recombination. *PvSLL1*, characterised as a tightly linked marker of the *S*-locus (Li *et al.*, 2007) never recombines with the *S* locus where-as recombination does occur between the *S* locus and *PvGLO*. As such, the presence of these two genes within the assembled contig demonstrates the sequence must span the region within which the system that limits recombination in the *S* locus breaks down. As stated above, the exact nature of this system remains unknown though, evidence suggests that the *S* locus is situated near to the centromere of its chromosome, where recombination is typically limited (Li *et al.*, submitted)

The nature of the other genes identified within the region is also interesting. The majority of searches returned successful hits to genes of known function from other plant species. Among these, 10 genes were identified that did not have a characterised function. 3 of these, *PvG15*, *PvG25* and *PvG34*, were identified as Hypothetical Proteins from *Vitis vinifera*. Due to the largely uncharacterised nature of the *Vitis* genome within the NCBI database, a number of genes such as these exist and, whilst the gene has been predicted, it remains to be proved that *PvG15*, *PvG25* and *PvG34* are truly functional genes. However, since they cannot be dismissed with any certainty, they will continue to be included among the other 48 *Primula* genes identified. The remaining 7 uncharacterised genes were identified from a variety species. Although some (*PvG11*, *PvG17*, *PvG19*, *PvG22* and *PvG30*) gave no indication as to their function, *PvG24* and *PvG47*, had suggested functions due to similarities with chaperonin proteins (*PvG24*) or the presence of a Tryptophan containing domain (*PvG47*). As such, despite an uncharacterised function for 5 of these 7 genes, it can be assumed that all 7 are true, functional genes in *Primula*,

whose function could be determined in the future, and will also continue to be included.

Table 5.1 also shows a number of other interesting genes identified by BLASTX searches of *Primula* genomic DNA. Two such examples are two genes (*PvG9* and *PvG10*) identified within *Primula* that display homology to the same Cytochrome P450 gene from *Populus trichocarpa*. In addition to this shared subject match, the two genes were identified in close proximity to each other within the *Primula* contig, suggesting possible gene duplication. *PvG23*, a *Pentatricopeptide-repeat containing* gene, also showed an interesting pattern when it was identified within the *Primula* contig, with more than one region within the sequence mapping to the same parts of the gene. Again, this may suggest possible gene duplication within *Primula* but may also be a result of a repetitive nucleotide sequence, resulting in numerous matches between query and subject.

The gene identified as *PvG46* also attracted attention due to its identity as a MADS-box gene, specifically a homologue of the *Petunia x hybrid* gene *Floral Binding Protein 24 (FBP24)*. As stated in 1.8, the region between *PvSLL1* and *PvGLO* is of interest as it is thought to be the area in which *sepaloid* (discussed in 1.6.2) is located. As such, the identification of a MADS-box gene within this region was of particular importance in the search for the *sepaloid* gene. Furthermore, the initial identification of *PvG46* as a homologue of *FBP24* provided further evidence in its favour as *FBP24* had been demonstrated to be a B(sister) MADS-box gene, closely related to the B function genes that are instrumental in the development of the second and third whorls of the flower in *Petunia* (de Folter *et al.*, 2006; Coen and Meyerowitz, 1991). However, further investigation into the role of *FBP24* in *Petunia*, revealed that it was more specifically involved in ovule development,

making it a less likely candidate for *sepaloid* (de Folter *et al.*, 2006). In addition to this, sequencing of the *FBP24* cDNA sequence extracted from *sepaloid* floral tissue showed no difference to that extracted from wild type individuals. An alignment of these two sequences can be seen in Figure 5.6.

Following the rejection of *PvG46* as a candidate for *sepaloid*, *PvG49*, a second MADS-box gene identified within this region remained as the only candidate. As identified in Table 5.1 though, *PvG49* was identified as *PvGLO*, a gene previously rejected as a candidate for *sepaloid* following the discovery of a Thrum specific allele (see 1.7.3) and since attributed to the *Hose-in-Hose* mutation (Li *et al.*, 2008, 2010). As such, this gene was not investigated further at this point and it was assumed that *sepaloid* must be located near to but outside of the region being examined as no other credible candidates were found. However, despite its rejection of *PvGLO* as a candidate for *sepaloid*, the generation of a *sepaloid* genome, sequenced subsequent to this investigation and unavailable prior to completion of this work, has allowed for comparisons of this gene between the *sepaloid* and wild type genomes. Preliminary analysis of this genome sequence has suggested that a polymorphism, leading to the deletion of an intron of *PvGLO* may exist within the *sepaloid* genome but, whilst this provides further evidence of a link between *PvGLO* and the *sepaloid* mutation, the existence of an apparent Thrum allele of *PvGLO* remains to be explained.



```

Pin                                     ATG
Sep                                     ATG
                                         ***

Pin   AAAAAAACTCACGAGCTTTTCAGTTCTTTGCGATGCTCAAATCGGCCTCATTGTTTTCTCC
Sep   AAAAAAACTCACGAGCTTTTCAGTTCTTTGCGATGCTCAAATCGGCCTCATTGTTTTCTCC
      *****

Pin   AACAAAGGGAAGCTCTACGAGTATTCGAGTCACCCAATGAGCATGGGGGAAATCATTGAG
Sep   AACAAAGGGAAGCTCTACGAGTATTCGAGTCACCCAATGAGCATGGGGGAAATCATTGAG
      *****

Pin   AAGTATCTGACTGCTACAGGAGATTGTATAACCAGTAAATGACAATCGGGAGCAGATGTGC
Sep   AAGTATCTGACTGCTACAGGAGATTGTATAACCAGTAAATGACAATCGGGAGCAGATGTGC
      *****

Pin   AGTGAGTTGCTGAAATTAAGAAAGAAACTGATAGTCTTCAACTAAGCCTGCAATGCTAC
Sep   AGTGAGTTGCTGAAATTAAGAAAGAAACTGATAGTCTTCAACTAAGCCTGCAATGCTAC
      *****

Pin   AAAGGCCAAGATTTGGCGTATGTCCAATATGACGATCTCGCTCAGCTCGAACATCAACTA
Sep   AAAGGCCAAGATTTGGCGTATGTCCAATATGACGATCTCGCTCAGCTCGAACATCAACTA
      *****

Pin   GAGTGCTCGCTTAACAAGGTCCGTGCAAGAAAGAATCAGCTCTTGCAAGCAACAGTTGGAC
Sep   GAGTGCTCGCTTAACAAGGTCCGTGCAAGAAAGAATCAGCTCTTGCAAGCAACAGTTGGAC
      *****

Pin   AATCTACAAGAAAAGGACAAAATGTTGGAAAAGGAAAATCTGGAGATGTTTCACTGGTTG
Sep   AATCTACAAGAAAAGGACAAAATGTTGGAAAAGGAAAATCTGGAGATGTTTCACTGGTTG
      *****

Pin   GCAGGTAACCAAATTGAGAACCAGCACCATCAGGTTATGACTGAGTTGAATCTAGTTGGA
Sep   GCAGGTAACCAAATTGAGAACCAGCACCATCAGGTTATGACTGAGTTGAATCTAGTTGGA
      *****

Pin   GATCAGCAACAGCAAATGTTTATGGACCATTTTCAGGTTCTTCGGCGAACAACAACAAC
Sep   GATCAGCAACAGCAAATGTTTATGGACCATTTTCAGGTTCTTCGGCGAACAACAACAAC
      *****

Pin   GTGCAGCCCAATGCTAATACTCACACTGGGTTACTATATCAGTCTCTCCAGCTCAACAAC
Sep   GTGCAGCCCAATGCTAATACTCACACTGGGTTACTATATCAGTCTCTCCAGCTCAACAAC
      *****

Pin   AGTTTCCGCCTTCAGCCCGCTCAGCCTAACCTCCAAGACCCAGTTCCTCCACCCTTGCC
Sep   AGTTTCCGCCTTCAGCCCGCTCAGCCTAACCTCCAAGACCCAGTTCCTCCACCCTTGCC
      *****

Pin   CTCCTCCAATCGTATGGTATATATGATACATACGTATACGATGCATTCAAGGGATTGTT
Sep   CTCCTCCAATCGTATGGTATATATGATACATACGTATACGATGCATTCAAGGGATTGTT
      *****

Pin   TGGTTGCATCTTTCCCACTTAGCATTTTAA
Sep   TGGTTGCATCTTTCCCACTTAGCATTTTAA
      *****

```

Figure 5.6: cDNA sequence of FBP24 in Pin and *sepaloid*. Aligment of FBP24 cDNA sequences extracted and assembled from WT Pin (Pin) and *sepaloid* (Sep) flower buds.

Following the initial identification of the 51 genes within the assembled *Primula* contig, each was successfully annotated and a predicted genomic DNA sequence was generated for each gene. These predictions are summarised in Table 5.2 and the predicted sequence of these genes can be seen in Appendix C. Among these, two genes (*PvG25* and *PvG35*) show a high number of Ns in their genomic DNA sequence, the result of uncertainty when the bases were called during DNA sequencing. In the instance of *PvG35*, these are seen in the 500bp following the gene and contained within the 3' UTR and, subsequently, this region of the gene cannot be fully analysed. This region could be easily clarified by repeated sequencing the region. In contrast to this, *PvG25* contains a large number of Ns within the single intron that was identified for this gene. Although this has not affected the identification of the genes coding sequence, resequencing of this area would provide further clarification.

The sequence of this gene also retains a level of uncertainty due to its position within the sequence. As seen in Appendix C, the final bases of the third exon are shown as XXX, the marker used to indicate the boundary between the 2<sup>nd</sup> and 3<sup>rd</sup> contigs within the assembled *Primula* sequence. As described in 4.2.2.ii, this is a region of uncertainty within the assembled sequence and, whilst this does not affect the identified coding sequence of *PvG25*, it does affect the sequence of the 3' UTR shown in Appendix C.

As described in 5.2.2.iii, a Northern blot was planned for use in an expression analysis of *PvG1-51*. Although time constraints meant that this analysis was not performed, the PCR shown in Figure 5.5 was performed to amplify the 3' end of each gene as well as a part of the 3' UTR and a product was obtained for each of the 51 genes. Although this primarily provides evidence for the presence of the genes

within the *Primula* contig, it also strengthens the credibility of the sequence as a correct assembly, particularly when these genes coincided with the joining of sequences to form the contig, described in Chapter 4. This is particular significance in the instance of *PvG35* where, as discussed above, the final exon of the gene lies close to the boundary between Seq2 and Seq3. The successful amplification of a product therefore suggests that, if a gap does exist between Seq2 and Seq3 in the assembled contig, it can only be small.

In the example of *PvG46*, described above in 5.2.2, the genomic sequence of the *Primula* homologue of the *Petunia* gene *FBP24*, is derived from the *Primula* genomic sequence. As seen in Figure 5.1, the sequences originally identified from the BLASTX search were highlighted in colours that corresponded to different matches from the *Primula* query. Among these highlighted regions, some amino acids in the sequence have not been highlighted, though some of these have later been incorporated as extra amino acids have been incorporated into these preliminary exons.

When the preliminary exons highlighted in Figure 5.1 were identified in the translated *Primula* sequence, not all were found within the same open reading frame. For example, in *PvG46*, these exons were found in both the 2<sup>nd</sup> and 3<sup>rd</sup> open reading frames. In other instances, however, exons were identified throughout all three frames or, conversely, all exons were found within the same frame. Using the GT-AG rule to identify intron/exon boundaries allowed for these preliminary exons to be lengthened or shortened to the appropriate length. In instances such as those seen in Figure 5.1 where the *Primula* exons appeared to be shorter than the subject species' exons, a lengthening of the working exons was favoured. Although this resulted in exons that were more similar in length to those in the subject species, it is possible

that the intron sequence of some *Primula* genes has been included within their coding sequences shown in Appendix C. Similarly, it is possible that coding sequence has been including within the intron sequences shown for each gene. For many of the genes annotated in the way described in 5.2.2, some change in exon length was necessary in order to ensure the GT-AG rule was adhered to without any shift in open reading frame. Many of these changes in length involved a very small number of bases, though some examples involved a much greater change in exon length, allowing a greater margin for error as described above. Similar errors may also have occurred when the lengths of the first and final exons were adjusted to reach start and stop codons respectively. Therefore, further work should proceed with the reservation that the genomic structures of genes annotated in this chapter are predictions and have not been confirmed. Whilst the presence of the genes shown in Table 5.1 is not in doubt, it should be borne in mind that errors may have been introduced due to the sole use of the GT-AG rule alone in predicting intron/exon boundaries.

Although it is difficult to determine if errors such as these occurred in the annotation of the 51 *Primula* genes that were identified, independent repetition of the annotation process could provide supporting evidence. Similarly, a cDNA database, generated in support of a *P. vulgaris* genome sequencing project and under development at the time of writing, could also be used to verify the predictions made in this chapter.

The data presented in this chapter demonstrates that the area immediately surrounding the Pin allele of the *Primula S* locus contains a wide variety of genes fulfilling a wide range of functions. However, it is possible that more genes may be present than those that have been identified. As described in 5.1, the assembled *Primula* sequence within which these genes were identified consists of the three

contigs, joined and treated as a single consecutive sequence. As a result, it is possible that more genes could be found if any of the genome has been lost if the contigs were joined prematurely. Whilst data such as that shown in Figure 5.5 suggests only a small gap may exist between Seq2 and Seq3 of the assembled contig, the size of the gap between Seq1 and Seq2 remains unknown. In addition to this, as the sequence has been assembled using genomic DNA from Pin individuals, it is possible that differences may be seen if the same analysis were made on Thrum genomic DNA. While it is unlikely that the genes identified would serve different functions it is possible that polymorphisms might exist between the two forms. This is already known to occur in genes such as *PvGLO*, *PvSLL1* and *PvSLL2* (Li *et al.*, 2007, 2008).

The characterisation of this region also allows for comparisons to be drawn between *Primula* and other plant species. As discussed above, it is known that the system limiting recombination of the S locus must degenerate within the region spanned by the 51 genes identified in this chapter, though it is not known if the structure of this region and the order of the genes within it is a consequence of the S locus' presence or if it pre-existed the locus. However, it may be possible to answer this question if any level of synteny can be determined between this region of the *P. vulgaris* genome and those of closely related species, and this will be addressed in Chapter 6.

## CHAPTER SIX

### Syntenic mapping of *Primula vulgaris* genes

#### 6.1 Introduction

The identification and annotation of 51 genes within the sequence assembled in Chapter 4 has provided an insight into the nature of the genes in the immediate surroundings of the *Primula vulgaris* *S*-locus. In addition to identifying the function of the genes, it is also important to explore the order of the genes within this region to gain insight into their evolutionary relationships.

It is known already that few recombination events take place within the *S*-locus itself and evidence suggests that some of the surrounding genes, such as *PvSLL1* and *PvGLO*, possess specific Pin and Thrum alleles (Li *et al.*, 2010; Li *et al.*, 2011). Although no recombinants between the *S* locus and *PvSLL1* have been identified, recombination is known to occur between the *S* locus and *PvGLO*. As both of these genes can be found within the assembled *Primula* sequence, with *PvG2* identified as *PvSLL1* and *PvG49* as *PvGLO*, this would suggest that some of the other genes in this region are also likely to be protected against any recombination events, while others are not.

The evolution of the *S*-locus has been instrumental in the development of the floral morphologies seen in *Primula* species as a part of their self-incompatibility systems. The locus itself is thought to consist of the three loci G, P and A (Ernst 1933, 1936b, 1955) and the preservation of the area immediately surrounding these genes from recombination has been key to the conservation of the *S*-locus as a whole. However the extent to which this unknown mechanism, preventing recombination among the key genes of the locus, extends beyond G and A is unknown.

Another question yet to be answered regards the point in evolutionary history at which the *S* locus genes converged within this region of the *P. vulgaris* genome. As *Primula* evolved, genes *PvGI-51* must have settled, along with the *S* locus genes, within the genome to form the gene order seen in Chapter 4. However, it is unknown whether *PvGI-51* converged around the pre-existing *S* locus or if the *S* locus genes moved into this region after *PvGI-51*. If it can be shown that this gene order is shared with other close relatives of *P. vulgaris*, either with a different SI system or no SI system, this would suggest that the gene order seen in Chapter 4 predates the arrival of the *S* locus genes within this region and that the *Primula S* locus developed after the *Primulaceae* diverged from a common ancestor.

In order to determine this, homologues of *PvGI-51* will be identified in other plant species and their locations within these other genomes will be determined. In order to gain a representative view throughout the range of *Primula*-related species, the Eudicot species *Arabidopsis thaliana*, *Solanum lycopersicum* and *Medicago truncatula* were chosen for comparison. The positions of these species within the phylogenetic tree of the Core Eudicots are shown in Figure 6.1.

In addition to these three species, *Oryza sativa* will also be used for comparison. As a monocotyledonous species, *O. sativa* was selected to provide a contrast to the four eudicotyledonous species. With reference to Figure 6.1 therefore, it was predicted that whilst *Solanum* would show the highest level of synteny and preservation of gene order, and *Oryza* would show the least. As can be seen in Figure 6.1, *Medicago* and *Arabidopsis* both lie a similar distance from *Primula* making any prediction as to which is the more closely related species to *P. vulgaris* difficult. However, any preservation of gene order that is observed in comparisons with *Primula* would allow this question to be answered.

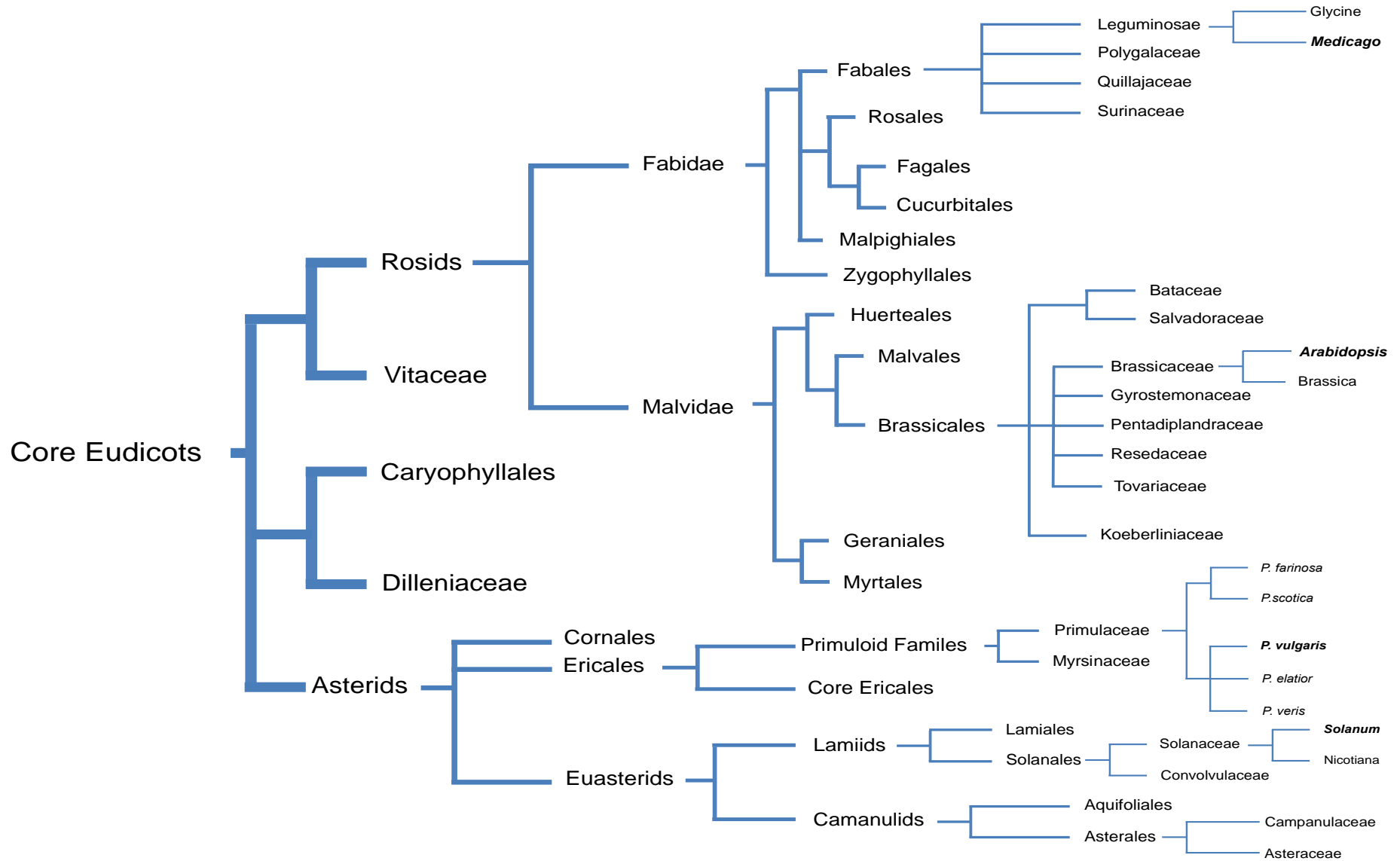


Figure 6.1: Phylogenetic tree showing a selection of genera from the Core Eudicots. The positions of *Medicago truncatula*, *Arabidopsis thaliana*, *Primula vulgaris* and *Solanum lycopersicum* are shown in bold. Tree shows only partial data of Eudicot genera so as to highlight the genera being examined and their locations relative to each other (Adapted from www.phytozome.net).



## 6.2 Results

### 6.2.1 Identification of homologous genes

In order to identify homologous genes from different species, the amino acid sequences of *PvG1-51*, annotated in Chapter 5, were used to perform BLASTP searches against the following databases:

- *Arabidopsis thaliana* genes were identified by searching the TAIR database
- *Solanum lycopersicum*, *Medicago truncatula* and *Oryza sativa* genes were identified by searching the species-specific areas of the Phytozome database.

The translated nucleotide sequence of each *P. vulgaris* gene (*PvG1-51*) was individually blasted against each species-specific database. Tables 6.1, 6.2, 6.3 and 6.4 show the results of each set of BLASTP searches. For each BLASTP search result, the subject's locus name and location within the subject genome was recorded, as well as the length of the amino acid sequence identified. In addition to this, Tables 6.1, 6.2, 6.3 and 6.4 also record the orientation of the subject sequence relative to the query sequence. ++ indicates that the subject sequence was found in the same orientation as the query whereas +/- indicates that the subject was in the reverse complement orientation to the query sequence.

Table 6.1: Homologous genes identified in *Arabidopsis thaliana*. Results of BLASTP searches, using translated *Primula vulgaris* queries to search the TAIR database and identify homologous genes from *Arabidopsis thaliana*.

Gene #	<i>Primula vulgaris</i>				<i>Arabidopsis thaliana</i>				
	Function	Location	Length (AA)	Orientation	Locus Name	Chromosome	Location	Length (AA)	Orientation
<i>PvG1</i>	ARS Binding Protein	5216-8428	83	+/+	At2G07440.1	2	3093821-3094750	136	+/-
<i>PvG2</i>	SLL1 Protein	24498-24686	92	+/+	At1G72020.1	1	27109291-27110431	97	+/-
<i>PvG3</i>	Neutral/Alkaline Invertase	31510-37590	567	+/-	At4G09510.1	4	6021164-6023873	558	+/-
<i>PvG4</i>	Retroelement pol polyprotein	49285-53606	1463	+/-	At1G21280.1	1	7447490-7448463	237	+/-
<i>PvG5</i>	Disulphide-Isomerase-like protein	58838-66654	409	+/+	At1G35620.1	1	13156368-13158467	440	+/+
<i>PvG6</i>	E3 Ubiquitin-protein ligase RNF167-like	67922-73538	419	+/-	At1G71980.1	1	27097903-27100139	448	+/+
<i>PvG7</i>	Predicted Protein	79379-80266	296	+/-	At5G28150.1	5	10135434-10136977	289	+/+
<i>PvG8</i>	Serine/threonine Protein Kinase WNK1-like	97383-103102	709	+/+	At3G04910.1	3	1354635-1358211	700	+/+
<i>PvG9</i>	Cytochrome P450.1	108359-111035	497	+/+	At2G45560.1	2	18776052-18778510	512	+/-
<i>PvG10</i>	Cytochrome P450-2	114043-115977	498	+/+	At1G33720.1	1	12220897-12224000	511	+/-
<i>PvG11</i>	Uncharacterised Protein	117891-118502	204	+/+	At1G22680.1	1	8024967-8026356	185	+/-

<i>PvG12</i>	Unknown Protein	119344-119613	90	+/+	At1G48410.2	1	17886098-17892586	1050	+/-
<i>PvG13</i>	Squalene Epoxidase	130031-134460	556	+/-	At1G58440.1	1	21713842-21717290	531	+/-
<i>PvG14</i>	Chalcone synthase	144607-146146	384	+/+	At5G13930.1	5	4488688-4490264	395	+/+
<i>PvG15</i>	Hypothetical Protein	155041-155733	231	+/+	AtMG00860.1	Mitochondria	235916-236392	158	+/-
<i>PvG16</i>	Long Chain Acyl-CoA synthetase 9	161609-166651	725	+/+	At1G77590.1	1	29148256-29152315	691	+/-
<i>PvG17</i>	Uncharacterised Protein	171165-173990	220	+/+	At1G21830.1	1	7661118-7662608	206	+/-
<i>PvG18</i>	Chlorophyllide a oxygenase	183416-188994	521	+/+	At1G44446.	1	16848359-16851224	536	+/-
<i>PvG19</i>	Uncharacterised Protein	189753-190058	102	+/-	At1G44414.1	1	16847781-16848086	101	+/+
<i>PvG20</i>	Delta-aminolevulinic Acid Dehydratase	191502-194207	374	+/-	At1G69740.1	1	26231804-26234963	430	+/+
<i>PvG21</i>	Zinc Finger Protein	199632-201671	367	+/+	At5G66730.1	5	26641652-26644402	500	+/-
<i>PvG22</i>	Uncharacterised Protein	214537-215577	162	+/+	At1G55080.1	1	20553011-20554254	244	+/-
<i>PvG23</i>	Pentatricopeptide repeat containing protein	219426-222038	706	+/-	At1G17630.1	1	6064525-6066720	731	+/+
<i>PvG24</i>	Uncharacterised Chaperonin Protein	225329-229433	501	+/-	At3G13860.1	3	4561517-4565279	572	+/-
<i>PvG25</i>	Hypothetical Protein	237212-238163	289	+/+	At4G23160.1	4	12129485-12134187	1262	+/+
<i>PvG26</i>	Peroxidase 16	241990-245513	319	+/-	At2G18980.1	2	8233335-8235316	323	+/-

<i>PvG27</i>	Villin-4-like Actin Binding Protein	255862-267978	1064	+/-	At4G30160.2	4	14753349-14760189	983	+/+
<i>PvG28</i>	Predicted Zinc Finger MYM-type protein	273574-275370	616	+/-	At3G29765.1	3	11595467-11597077	536	+/-
<i>PvG29</i>	Protein Disulphide-Isomerase-Like	284536-291729	542	+/-	At1G21750.1	1	7645700-7648841	501	+/+
<i>PvG30</i>	Uncharacterised Protein	294637-301241	949	+/-	At1G21740.1	1	7641580-7645078	953	+/+
<i>PvG31</i>	CTV.20 RNA Binding Protein	312367-317949	1416	+/-	At5G48130.1 ( <i>V.Poor</i> )	5	19516102-19518513	625	+/+
<i>PvG32</i>	Hydrolase	318968-320023	352	+/+	At2G13770.1	2	5736570-5737847	343	+/+
<i>PvG33</i>	Non-LTR retroelement reverse transcriptase	323682-325567	596	+/-	At4G29090.1	4	14333528-14335255	575	+/+
<i>PvG34</i>	Hypothetical Protein (Transposase)	332170-334027	597	+/+	At3G42170.1	3	14320952-14324069	696	+/+
<i>PvG35</i>	NAC Domain Containing Protein 82	343247-343564	106	+/+	At5G09330.1	5	2892365-2895421	489	+/-
<i>PvG36</i>	Aldehyde dehydrogenase family 3 member H1-like	348276-353864	493	+/+	At1G44170.1	1	16796400-16800321	484	+/-
<i>PvG37</i>	Aspartic proteinase ASP1-like	359616-363145	358	+/+	At1G44130.1	1	16787508-16789318	405	+/-
<i>PvG38</i>	Ubiquitin Protein Ligase	364431-373537	2119	+/-	At1G77460.1	1	29103763-29111921	2136	+/+
<i>PvG39</i>	NAC Domain-containing protein 2	380639-383458	290	+/-	At1G01720.1	1	268330-269819	289	+/+
<i>PvG40</i>	Root Specific Metal	391053-	544	+/-	At1G15960.1	1	5481665-	527	+/-

	Transporter	396282					5485082		
<i>PvG41</i>	60S Ribosomal export protein NMD3-like	398906-399172	89	+/-	At2G03820.1	2	1164957-1167029	516	+/-
<i>PvG42</i>	Cyclin-A1-1-like	407699-410672	389	+/+	At1G44110.1	1	16774865-16777247	460	+/-
<i>PvG43</i>	Amino Acid Permease 2	420331-423218	485	+/+	At1G77380.1	1	29074888-29077390	476	+/-
<i>PvG44</i>	Integrase catalytic region Zinc Finger, CCHC-type aspartic peptidase	429089-433960	1252	+/+	At1G64190.1 <b>(V.Poor)</b>	1	23825328-23827136	487	+/-
<i>PvG45</i>	NAD Kinase 2	435960-441784	890	+/-	At1G21640.2	1	7588414-7592831	999	+/+
<i>PvG46</i>	Floral Binding Protein 24	451905-456773	309	+/+	At5G23260.2	5	7836096-7838505	252	+/+
<i>PvG47</i>	Uncharacterised WW domain containing protein	458737-465809	461	+/-	At2G41020.1	2	17117263-17121119	463	+/+
<i>PvG48</i>	Retrotransposon Polyprotein	473910-476081	546	+/-	<i>At4G23160.1</i> <b>(V.Poor-Same as PvG25)</b>	4	<i>12129485-12134187</i>	<i>1262</i>	+/+
<i>PvG49</i>	Glo Protein	481859-486579	244	+/+	At5G20240.1	5	6829042-6831515	208	+/+
<i>PvG50</i>	UDP-n-acetylglucosamine pyrophosphorylase	493319-501895	804	+/+	At5G52560.1	5	21330639-21334811	614	+/+
<i>PvG51</i>	2-oxoisovalerate dehydrogenase	505633-509265	448	+/+	At5G09300.1	5	2884179-2886863	472	+/-

Table 6.2: Homologous genes identified in *Solanum lycopersicum*. Results of BLASTP searches, using translated *Primula vulgaris* queries to search the Phytozome database and identify homologous genes from *Solanum lycopersicum*.

Gene #	<u><i>Primula vulgaris</i></u>				<u><i>Solanum lycopersicum</i></u>				
	Identity	Location	Length (AA)	Orientation	Locus Name	Chromosome	Location	Length (AA)	Orientation
<i>PvG1</i>	ARS Binding Protein	5216-8428	83	+/+					
<i>PvG2</i>	SLL1 Protein	24498-24686	92	+/+	Solyc06g065180.2	6	37028954-37032350	88	+/+
<i>PvG3</i>	Neutral/Alkaline Invertase	31510-37590	567	+/-	Solyc06g065210.2	6	37049546-37053685	551	+/-
<i>PvG4</i>	Retroelement pol polyprotein	49285-53606	1463	+/-	Solyc04g025890.1	4	23026497-23026784	95	+/+
<i>PvG5</i>	Disulphide-Isomerase-like protein	58838-66654	409	+/+	Solyc11g019920.1	11	9781305-9788278	435	+/+
<i>PvG6</i>	E3 Ubiquitin-protein ligase RNF167-like	67922-73538	419	+/-	Solyc06g065330.2	6	37127159-37132449	306	+/-
<i>PvG7</i>	Predicted Protein	79379-80266	296	+/-	Solyc01g097790.2	1	80260882-80262313	299	+/-
<i>PvG8</i>	Serine/threonine Protein Kinase WNK1-like	97383-103102	709	+/+	Solyc01g097840.2	1	80304661-80308285	748	+/+
<i>PvG9</i>	Cytochrome P450.1	108359-111035	497	+/+	Solyc08g080380.2	8	60845204-60847167	496	+/+
<i>PvG10</i>	Cytochrome P450-2	114043-115977	498	+/+	Solyc08g080380.2	8	60845204-60847167	496	+/+
<i>PvG11</i>	Uncharacterised Protein	117891-118502	204	+/+	Solyc06g065340.1	6	37149542-37150216	224	+/-

<i>PvG12</i>	Unknown Protein	119344-119613	90	+/+	Solyc03g098280.2	3	54075745-54082377	980	+/+
<i>PvG13</i>	Squalene Epoxidase	130031-134460	556	+/-	Solyc00g085070.2	0	151749121-5178624	463	+/-
<i>PvG14</i>	Chalcone synthase	144607-146146	384	+/+	Solyc09g091510.2	9	66123066-66125217	389	+/+
<i>PvG15</i>	Hypothetical Protein	155041-155733	231	+/+	Solyc00g010540.1	0	9815548-9816573	341	+/-
<i>PvG16</i>	Long Chain Acyl-CoA synthetase 9	161609-166651	725	+/+	Solyc11g018580.1	11	8753165-8759597	610	+/+
<i>PvG17</i>	Uncharacterised Protein	171165-173990	220	+/+	Solyc11g013450.1	11	6470193-6472721	220	+/+
<i>PvG18</i>	Chlorophyllide a oxygenase	183416-188994	521	+/+	Solyc11g012850.1	11	5644237-5648033	535	+/-
<i>PvG19</i>	Uncharacterised Protein	189753-190058	102	+/-	Solyc06g060300.1	6	34672906-34673223	105	+/+
<i>PvG20</i>	Delta-aminolevulinic Acid Dehydratase	191502-194207	374	+/-	Solyc08g069030.2	8	55322764-55332861	430	+/+
<i>PvG21</i>	Zinc Finger Protein	199632-201671	367	+/+	Solyc03g121660.2	3	63812805-63815522	542	+/-
<i>PvG22</i>	Uncharacterised Protein	214537-215577	162	+/+	Solyc02g069520.2	2	33969549-33971170	205	+/+
<i>PvG23</i>	Pentatricopeptide repeat containing protein	219426-222038	706	+/-	Solyc06g062610.1	6	35917241-35919433	705	+/+
<i>PvG24</i>	Uncharacterised Chaperonin Protien	225329-229433	501	+/-	Solyc03g121640.2	3	63788759-63796170	573	+/+
<i>PvG25</i>	Hypothetical Protein	237212-238163	289	+/+	Solyc01g034160.1	1	36659262-36660140	292	+/-
<i>PvG26</i>	Peroxidase 16	241990-245513	319	+/-	Solyc07g017880.2	7	8260969-8263025	329	+/-

<i>PvG27</i>	Villin-4-like Actin Binding Protein	255862-267978	1064	+/-	Solyc02g021420.2	2	13328830-13352997	973	+/-
<i>PvG28</i>	Predicted Zinc Finger MYM-type protein	273574-275370	616	+/-	Solyc10g045680.1	10	30482975-30483496	173	+/+
<i>PvG29</i>	Protein Disulphide-Isomerase-Like	284536-291729	542	+/-	Solyc06g060290.2	6	34649921-34655100	438	+/-
<i>PvG30</i>	Uncharacterised Protein	294637-301241	949	+/-	Solyc06g060270.2	6	34636335-34648511	1014	+/+
<i>PvG31</i>	CTV.20 RNA Binding Protein	312367-317949	1416	+/-	Solyc03g115130.2	3	58980489-58983849	303	+/+
<i>PvG32</i>	Hydrolase	318968-320023	352	+/+	Solyc04g040030.1	4	30759231-30759657	72	+/-
<i>PvG33</i>	Non-LTR retroelement reverse transcriptase	323682-325567	596	+/-	Solyc03g077970.1	3	42200408-42201168	215	+/+
<i>PvG34</i>	Hypothetical Protein (Transposase)	332170-334027	597	+/+	Solyc10g007810.2	10	2028853-2031189	669	+/-
<i>PvG35</i>	NAC Domain Containing Protein 82	343247-343564	106	+/+	Solyc04g016080.1	4	6781720-6791327	1231	+/+
<i>PvG36</i>	Aldehyde dehydrogenase family 3 member H1-like	348276-353864	493	+/+	Solyc06g060250.2	6	34593565-34601818	474	+/-
<i>PvG37</i>	Aspartic proteinase ASP1- like	359616-363145	358	+/+	Solyc06g009110.2	6	3053791-3057937	420	+/-
<i>PvG38</i>	Ubiquitin Protein Ligase	364431-373537	2119	+/-	Solyc11g017460.1	11	8409733-8419900	2133	+/+
<i>PvG39</i>	NAC Domain-containing protein 2	380639-383458	290	+/-	Solyc06g060230.2	6	34577474-34578909	296	+/-
<i>PvG40</i>	Root Specific Metal	391053-	544	+/-	Solyc11g018530.1	11	8641837-	530	+/-



	Transporter	396282					8646829		
<i>PvG41</i>	60S Ribosomal export protein NMD3-like	398906-399172	89	+/-	Solyc06g053800.1	6	33148340-33149857	505	+/-
<i>PvG42</i>	Cyclin-A1-1-like	407699-410672	389	+/+	Solyc11g005090.1	11	69680-73275	490	+/-
<i>PvG43</i>	Amino Acid Permease 2	420331-423218	485	+/+	Solyc06g060110.2	6	34421106-34423721	471	+/-
<i>PvG44</i>	Integrase catalytic region Zinc Finger, CCHC-type aspartic peptidase	429089-433960	1252	+/+	Solyc00g025650.1	0	12289922-12291544	490	+/+
<i>PvG45</i>	NAD Kinase 2	435960-441784	890	+/-	Solyc06g060060.2	6	34359018-34368653	458	+/-
<i>PvG46</i>	Floral Binding Protein 24	451905-456773	309	+/+	Solyc11g005120.1	11	107329-109329	238	+/-
<i>PvG47</i>	Uncharacterised WW domain containing protein	458737-465809	461	+/-	Solyc11g005110.1	11	92574-105206	523	+/-
<i>PvG48</i>	Retrotransposon Polyprotein	473910-476081	546	+/-	Solyc12g009540.1	12	2785567-2787063	498	+/+
<i>PvG49</i>	Glo Protein	481859-486579	244	+/+	Solyc06g059970.2	6	34286205-34289235	214	+/-
<i>PvG50</i>	UDP-n-acetylglucosamine pyrophosphorylase	493319-501895	804	+/+	Solyc04g058070.2	4	54328964-54342003	617	+/+
<i>PvG51</i>	2-oxoisovalerate dehydrogenase	505633-509265	448	+/+	Solyc04g063350.2	4	54581013-54588153	472	+/+

Table 6.3: Homologous genes identified in *Medicago truncatula*. Results of BLASTP searches, using translated *Primula vulgaris* queries to search the Phytozome database and identify homologous genes from *Medicago truncatula*.

Gene #	<i>Primula vulgaris</i>				<i>Medicago truncatula</i>				
	Identity	Location	Length (AA)	Orientation	Locus Name	Chromosome	Location	Length (AA)	Orientation
<i>PvG1</i>	ARS Binding Protein	5216-8428	83	+/+	Medtr5g087330.1	5	36814906-36816580	308	+/-
<i>PvG2</i>	SLL1 Protein	24498-24686	92	+/+					
<i>PvG3</i>	Neutral/Alkaline Invertase	31510-37590	567	+/-	Medtr1g096140.1	1	27708256-27713168	555	+/-
<i>PvG4</i>	Retroelement pol polyprotein	49285-53606	1463	+/-	Medtr2g065630.1	2	21228156-21229889	475	+/-
<i>PvG5</i>	Disulphide-Isomerase-like protein	58838-66654	409	+/+	Medtr4g059450.1	4	18197853-18203134	583	+/+
<i>PvG6</i>	E3 Ubiquitin-protein ligase NF167-like	67922-73538	419	+/-	Medtr5g024730.1	5	9683574-9684454	215	+/+
<i>PvG7</i>	Predicted Protein	79379-80266	296	+/-	Medtr1g081260.1	1	20697153-20704037	336	+/-
<i>PvG8</i>	Serine/threonine Protein Kinase WNK1-like	97383-103102	709	+/+	Medtr1g081330.1	1	20740323-20743528	742	+/+
<i>PvG9</i>	Cytochrome P450.1	108359-111035	497	+/+	Medtr5g007460.1	5	11311766-133659	479	+/+
<i>PvG10</i>	Cytochrome P450-2	114043-115977	498	+/+	Medtr5g007460.1	5	11311766-133659	479	+/+
<i>PvG11</i>	Uncharacterised Protein	117891-118502	204	+/+	Medtr7g072540.1	7	19213609-19214828	226	+/-

<i>PvG12</i>	Unknown Protein	119344-119613	90	+/+	Medtr4g113200.1	4	38653553-38659081	876	+/+
<i>PvG13</i>	Squalene Epoxidase	130031-134460	556	+/-	Medtr4g092640.1	4	31797672-31801631	525	+/-
<i>PvG14</i>	Chalcone synthase	144607-146146	384	+/+	Medtr7g084300.1	7	25085380-25087531	391	+/-
<i>PvG15</i>	Hypothetical Protein	155041-155733	231	+/+	Medtr4g038660.1	4	12147449-12149686	745	+/+
<i>PvG16</i>	Long Chain Acyl-CoA synthetase 9	161609-166651	725	+/+	Medtr3g087980.1	3	29161083-29170645	702	+/+
<i>PvG17</i>	Uncharacterised Protein	171165-173990	220	+/+	Medtr3g088010.1	3	29178112-29180141	220	+/+
<i>PvG18</i>	Chlorophyllide oxygenase a	183416-188994	521	+/+	Medtr1g030480.1	1	8890575-8892901	233	+/-
<i>PvG19</i>	Uncharacterised Protein	189753-190058	102	+/-	Medtr1g030540.1	1	8910454-8912733	310	+/-
<i>PvG20</i>	Delta-aminolevulinic Acid Dehydratase	191502-194207	374	+/-	Medtr3g088610.1	3	29437092-29441605	413	+/-
<i>PvG21</i>	Zinc Finger Protein	199632-201671	367	+/+	Medtr8g017210.1	8	3637681-3640060	517	+/-
<i>PvG22</i>	Uncharacterised Protein	214537-215577	162	+/+	Medtr8g017180.1	8	3623684-3627972	196	+/-
<i>PvG23</i>	Pentatricopeptide repeat containing protein	219426-222038	706	+/-	Medtr4g113830.1	4	38969181-38971397	738	+/-
<i>PvG24</i>	Uncharacterised Chaperonin Protien	225329-229433	501	+/-	Medtr8g017080.1	8	3589534-3596053	576	+/+
<i>PvG25</i>	Hypothetical Protein	237212-238163	289	+/+	Medtr4g052100.1	4	15545727-15551605	803	+/-
<i>PvG26</i>	Peroxidase 16	241990-245513	319	+/-	Medtr4g127670.1	4	44452564-44454240	323	+/+
<i>PvG27</i>	Villin-4-like Actin	255862-	1064	+/-	Medtr2g036860.1	2	13356706-	981	+/-

	Binding Protein	267978					13367531		
<i>PvG28</i>	Predicted Zinc Finger MYM-type protein	273574-275370	616	+/-	Medtr5g069910.1	5	28647289-28651174	892	+/+
<i>PvG29</i>	Protein Disulphide-Isomerase-Like	284536-291729	542	+/-	Medtr2g094180.1	2	29162078-29166154	564	+/-
<i>PvG30</i>	Uncharacterised Protein	294637-301241	949	+/-	Medtr5g098980.1	5	42302962-42306877	774	+/-
<i>PvG31</i>	CTV.20 RNA Binding Protein	312367-317949	1416	+/-	Medtr4g038660.1	4	12147449-12149686	745	+/+
<i>PvG32</i>	Hydrolase	318968-320023	352	+/+	Medtr2g061140.1	2	19288663-19289949	428	+/-
<i>PvG33</i>	Non-LTR retroelement reverse transcriptase	323682-325567	596	+/-	Medtr5g026890.1	5	10868938-10877058	1723	+/+
<i>PvG34</i>	Hypothetical Protein (Transposase)	332170-334027	597	+/+	Medtr1g095710.1	1	27468770-27478574	1001	+/-
<i>PvG35</i>	NAC Domain Containing Protein 82	343247-343564	106	+/+					
<i>PvG36</i>	Aldehyde dehydrogenase family 3 member H1-like	348276-353864	493	+/+	Medtr3g088150.1	3	29252833-29256950	495	+/-
<i>PvG37</i>	Aspartic proteinase ASP1-like	359616-363145	358	+/+	Medtr8g094590.1	8	27299204-27302681	435	+/-
<i>PvG38</i>	Ubiquitin Protein Ligase	364431-373537	2119	+/-	Medtr8g091470	8	25737476-25746785	2186	+/-
<i>PvG39</i>	NAC Domain-containing protein 2	380639-383458	290	+/-	Medtr3g088110.1	3	29236679-29239067	288	+/+
<i>PvG40</i>	Root Specific Metal Transporter	391053-396282	544	+/-	Medtr3g088440.1	3	29343080-29347956	531	+/+
<i>PvG41</i>	60S Ribosomal export protein NMD3-like	398906-399172	89	+/-	Medtr3g064880.1	3	20610052-20611569	505	+/+
<i>PvG42</i>	Cyclin-A1-1-like	407699-	389	+/+	Medtr8g095930.1	8	27976966-	531	+/+

		410672					27980407		
<i>PvG43</i>	Amino Acid Permease 2	420331-423218	485	+/+	Medtr8g094290.1	8	27182065-27184752	475	+/+
<i>PvG44</i>	Integrase catalytic region Zinc Finger, CCHC-type aspartic peptidase	429089-433960	1252	+/+	Medtr6g007870.1	6	1523549-1528281	905	+/-
<i>PvG45</i>	NAD Kinase 2	435960-441784	890	+/-	Medtr4g076990.1	4	24957839-24964179	523	+/+
<i>PvG46</i>	FBP24	451905-456773	309	+/+	Medtr1g038300.1	1	10048097-10051263	232	+/-
<i>PvG47</i>	Uncharacterised WW domain containing protein	458737-465809	461	+/-	Medtr6g012410.1	6	2913913-2922462	1057	+/-
<i>PvG48</i>	Retrotransposon Polyprotein	473910-476081	546	+/-	Medtr2g094070.1	2	29103758-29113859	2260	+/+
<i>PvG49</i>	Glo Protein	481859-486579	244	+/+	Medtr3g11303.1	3	40585974-40589827	229	+/+
<i>PvG50</i>	UDP-n-acetylglucosamine pyrophosphorylase	493319-501895	804	+/+	Medtr3g071440.1	3	22718992-22726872	868	+/-
<i>PvG51</i>	2-oxoisovalerate dehydrogenase	505633-509265	448	+/+	Medtr3g096390.1	3	33271901-33275050	449	+/-

Table 6.4: Homologous genes identified in *Oryza sativa*. Results of BLASTP searches, using translated *Primula vulgaris* queries to search the Phytozome database and identify homologous genes from *Oryza sativa*.

Gene #	<u><i>Primula vulgaris</i></u>				<u><i>Oryza sativa</i></u>				
	Identity	Location	Length (AA)	Orientation	Locus Name	Chromosome	Location	Length (AA)	Orientation
<i>PvG1</i>	ARS Binding Protein	5216-8428	83	+/+					
<i>PvG2</i>	SLL1 Protein	24498-24686	92	+/+	Os04g35300.1	4	21466485-21468612	98	+/-
<i>PvG3</i>	Neutral/Alkaline Invertase	31510-37590	567	+/-	Os02g34560.1	2	20717887-20721920	562	+/-
<i>PvG4</i>	Retroelement pol polyprotein	49285-53606	1463	+/-	ChrUn.fgenes.h.gene.31	ChrUn	198370-206237	1847	+/-
<i>PvG5</i>	Disulphide-Isomerase-like protein	58838-66654	409	+/+	Os04g35290.1	4	21462033-21465044	423	+/-
<i>PvG6</i>	E3 Ubiquitin-protein ligase RNF167-like	67922-73538	419	+/-	Os08g01360.2	8	228215-232453	495	+/+
<i>PvG7</i>	Predicted Protein	79379-80266	296	+/-	Os03g59200.1	3	33711473-33713619	291	+/+
<i>PvG8</i>	Serine/threonine Protein Kinase WNK1-like	97383-103102	709	+/+	Os07g38530	7	23145979-23149609	704	+/+
<i>PvG9</i>	Cytochrome P450.1	108359-111035	497	+/+	Os03g14400.1	3	7831876-7833791	501	+/-
<i>PvG10</i>	Cytochrome P450-2	114043-115977	498	+/+	Os03g14400.1	3	7831876-7833791	501	+/-
<i>PvG11</i>	Uncharacterised Protein	117891-118502	204	+/+	Os02g34640.1	2	20776247-20777086	216	+/+
<i>PvG12</i>	Unknown Protein	119344-119613	90	+/+	Os04g47870	4	28426519-28441623	1118	+/-

<i>PvG13</i>	Squalene Epoxidase	130031-134460	556	+/-	Os03g12900.1	3	6950465-6956156	582	+/-
<i>PvG14</i>	Chalcone synthase	144607-146146	384	+/+	Os11g32650.1	11	19277557-19281016	398	+/-
<i>PvG15</i>	Hypothetical Protein	155041-155733	231	+/+	ChrSy.fgenesH.gene61	ChrSy	406254-410804	1447	+/+
<i>PvG16</i>	Long Chain Acyl-CoA synthetase 9	161609-166651	725	+/+	Os12g07110.1	12	3483864-3489371	698	+/+
<i>PvG17</i>	Uncharacterised Protein	171165-173990	220	+/+	Os04g59420.2	4	35327019-35328615	227	+/+
<i>PvG18</i>	Chlorophyllide a oxygenase	183416-188994	521	+/+	Os10g41780.1	10	2248218-22486537	541	+/-
<i>PvG19</i>	Uncharacterised Protein	189753-190058	102	+/-	Os05g35970.1	5	21313235-21314150	112	+/-
<i>PvG20</i>	Delta-aminolevulinic Acid Dehydratase	191502-194207	374	+/-	Os06g49110.1	6	29757045-29761643	426	+/-
<i>PvG21</i>	Zinc Finger Protein	199632-201671	367	+/+	Os03g10140.1	3	5134268-5137506	552	+/+
<i>PvG22</i>	Uncharacterised Protein	214537-215577	162	+/+	Os01g31629	1	17309304-17325760	152	+/-
<i>PvG23</i>	Pentatricopeptide repeat containing protein	219426-222038	706	+/-	Os01g10090.1	1	5261189-5262898	569	+/-
<i>PvG24</i>	Uncharacterised Chaperonin Protein	225329-229433	501	+/-	Os05g46290.1	5	26835671-26840314	581	+/-
<i>PvG25</i>	Hypothetical Protein	237212-238163	289	+/+	ChrSy.fgenesH.gene7	ChrSy	40271-43089	889	+/+
<i>PvG26</i>	Peroxidase 16	241990-245513	319	+/-	Os07g02440.1	7	838070-841354	330	+/+
<i>PvG27</i>	Villin-4-like Actin Binding Protein	255862-267978	1064	+/-	Os06g44890.1	6	27135555-27144857	1016	+/-


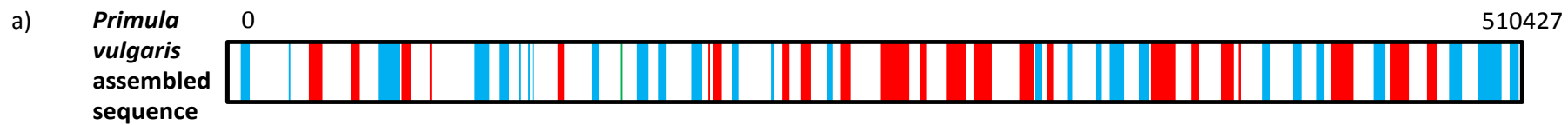
<i>PvG28</i>	Predicted Zinc Finger MYM-type protein	273574-275370	616	+/-	Os11g39200.1	11	23342250-23344648	245	+/-
<i>PvG29</i>	Protein Disulphide-Isomerase-Like	284536-291729	542	+/-	Os11g09280.1	11	4971248-4975064	512	+/-
<i>PvG30</i>	Uncharacterised Protein	294637-301241	949	+/-	Os05g35070.1	5	20816584-20820780	872	+/-
<i>PvG31</i>	CTV.20 RNA Binding Protein	312367-317949	1416	+/-	Os08g39580.1	8	25043265-25047377	1275	+/-
<i>PvG32</i>	Hydrolase	318968-320023	352	+/+	Os05g51520.1	5	29545098-29546798	423	+/-
<i>PvG33</i>	Non-LTR retroelement reverse transcriptase	323682-325567	596	+/-	Os11g03360.1	11	1261956-1267499	520	+/-
<i>PvG34</i>	Hypothetical Protein (Transposase)	332170-334027	597	+/+	Os11g36790.1	11	21719330-21724206	1120	+/+
<i>PvG35</i>	NAC Domain Containing Protein 82	343247-343564	106	+/+	Os02g01490.1	2	279583-285795	1514	+/+
<i>PvG36</i>	Aldehyde dehydrogenase family 3 member H1-like	348276-353864	493	+/+	Os11g08300.1	11	4375281-4380044	482	+/+
<i>PvG37</i>	Aspartic proteinase ASP1-like	359616-363145	358	+/+	Os12g07780.1	12	3932455-3935990	451	+/+
<i>PvG38</i>	Ubiquitin Protein Ligase	364431-373537	2119	+/-	Os11g08090.1	11	4233460-4243344	2117	+/+
<i>PvG39</i>	NAC Domain-containing protein 2	380639-383458	290	+/-	Os01g66120.1	1	38398517-38401533	303	+/-
<i>PvG40</i>	Root Specific Metal Transporter	391053-396282	544	+/-	Os07g15370.1	7	8871436-8878905	538	+/-
<i>PvG41</i>	60S Ribosomal export protein NMD3-like	398906-399172	89	+/-	Os10g42320.1	10	22781929-22784426	523	+/-
<i>PvG42</i>	Cyclin-A1-1-like	407699-410672	389	+/+	Os01g13260.1	1	7389342-7393708	508	+/-
<i>PvG43</i>	Amino Acid Permease 2	420331-	485	+/+	Os05g34980.1	5	20779070-	496	+/+



		423218					20781283		
<i>PvG44</i>	Integrase catalytic region Zinc Finger, CCHC-type aspartic peptidase	429089- 433960	1252	+/+	ChrUn.fgenes h.gene.31	ChrUn	198370- 206237	1847	+/-
<i>PvG45</i>	NAD Kinase 2	435960- 441784	890	+/-	Os11g08670.1	11	4625070- 4631252	981	+/+
<i>PvG46</i>	FBP24	451905- 456773	309	+/+	Os02g07430.1	2	3833129- 3837135	260	+/-
<i>PvG47</i>	Uncharacterised WW domain containing protein	458737- 465809	461	+/-	Os01g68760.1	1	39938753- 39944888	524	+/-
<i>PvG48</i>	Retrotransposon Polyprotein	473910- 476081	546	+/-	ChrUn.fgenes h.gene.36	ChrUn	219392- 221808	778	+/-
<i>PvG49</i>	Glo Protein	481859- 486579	244	+/+	Os01g66030.1	1	38320785- 38324074	209	+/-
<i>PvG50</i>	UDP-n-acetylglucosamine pyrophosphorylase	493319- 501895	804	+/+	Os06g48760.1	6	29508824- 29515309	616	+/-
<i>PvG51</i>	2-oxoisovalerate dehydrogenase	505633- 509265	448	+/+	Os12g08260.4	12	4209174- 4213475	487	+/+

### 6.2.2 Mapping the loci of homologous genes

The location data recorded in Tables 6.1 – 6.4, made it possible to identify the region of the genome where each subject gene was located. Using these data, the homologous genes identified through BLASTP searches were represented in chromosomal maps, according to their locations within the subject genomes. Figure 6.2 shows the positions of the genes identified through BLASTP searches of the TAIR database within the *Arabidopsis* genome. In Figure 6.2, genes are represented by blue or red bars according to their orientation within the query or subject genomes. Genes represented in blue are in the 5' to 3' orientation whereas those in red are in the 3' to 5' orientation. The assembled *P. vulgaris* sequence is represented as a single bar at the top and the width of each band within this is in proportion to the length of the genomic sequences predicted for each gene in Chapter 5. Figure 6.2a) shows the spread of the subject genes throughout the *Arabidopsis* genome. In Figure 6.2b) lines connect the subject genes to the *Primula* query genes used to identify them within the TAIR database. Figures 6.3, 6.4 and 6.5 represent the same data for *S. lycopersicum*, *M. truncatula* and *O. sativa* respectively. In these figures, some genes within the *Primula* contig are represented by green or purple bands. In these instances, purple bands represent genes for which no homologue was identified. Green bands denote genes that identified subjects outside of the main chromosomes, such as ChrUn and ChrSy in *O. sativa*, discussed in 6.4.4 (Ouyang *et al.*, 2007), or the Mitochondrial genome. In each figure, numbers denote the number of base pairs in each chromosome or sequence. All chromosomes and gene positions were drawn to scale.



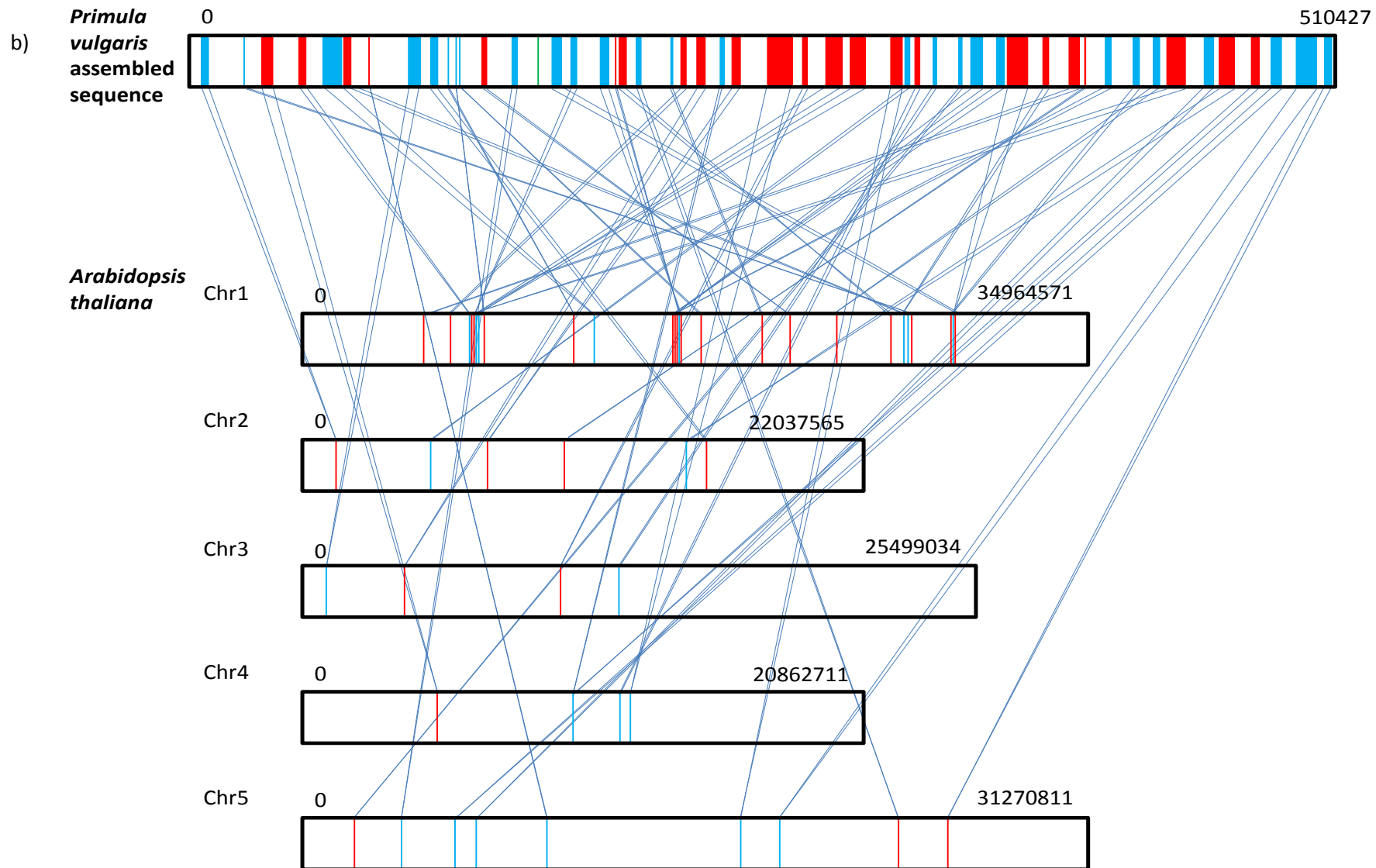



Figure 6.2: Locations of homologous genes in *A. thaliana*. Blue bars indicate genes in 5'-3' orientation and red indicates 3'-5'. a) The positions of homologous genes to those identified from the *Primula* contig in *Arabidopsis thaliana*. Numbers denote number of basepairs in chromosomes. b) Lines link the genes from the *Primula* contig to their homologues in *Arabidopsis*.



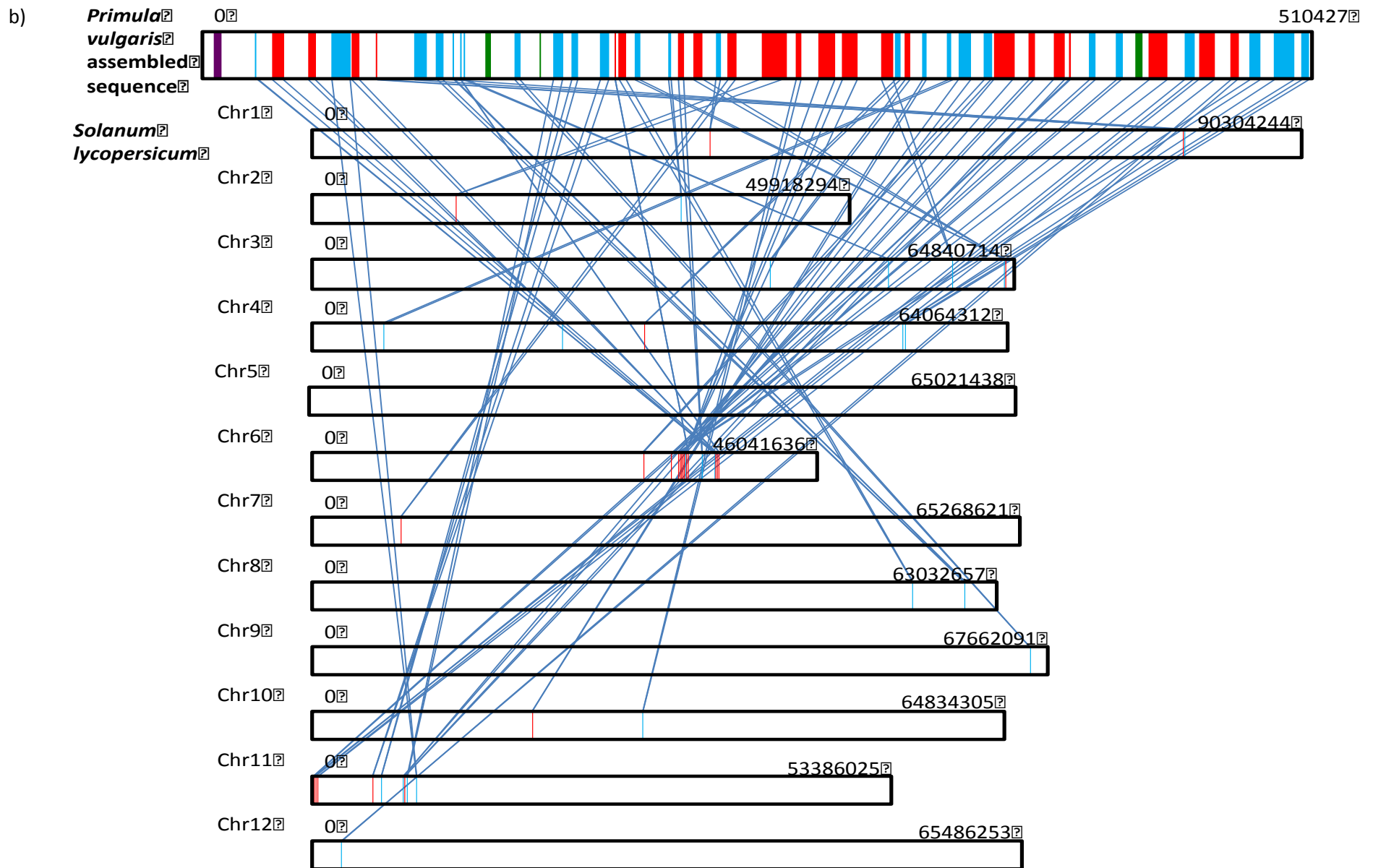
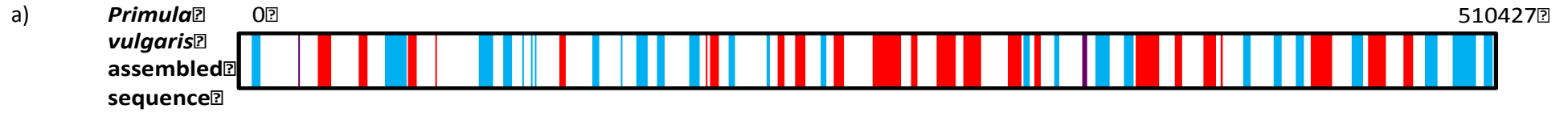



Figure 6.3: Locations of homologous genes in *S. lycopersicum*. Blue bars indicate genes in 5'-3' orientation and red indicates 3'-5'. a) The positions of homologous genes to those identified from the *Primula* contig in *Solanum lycopersicum*. b) Lines link the genes from the *Primula* contig to their homologues in *Solanum*.



*Medicago truncatula*



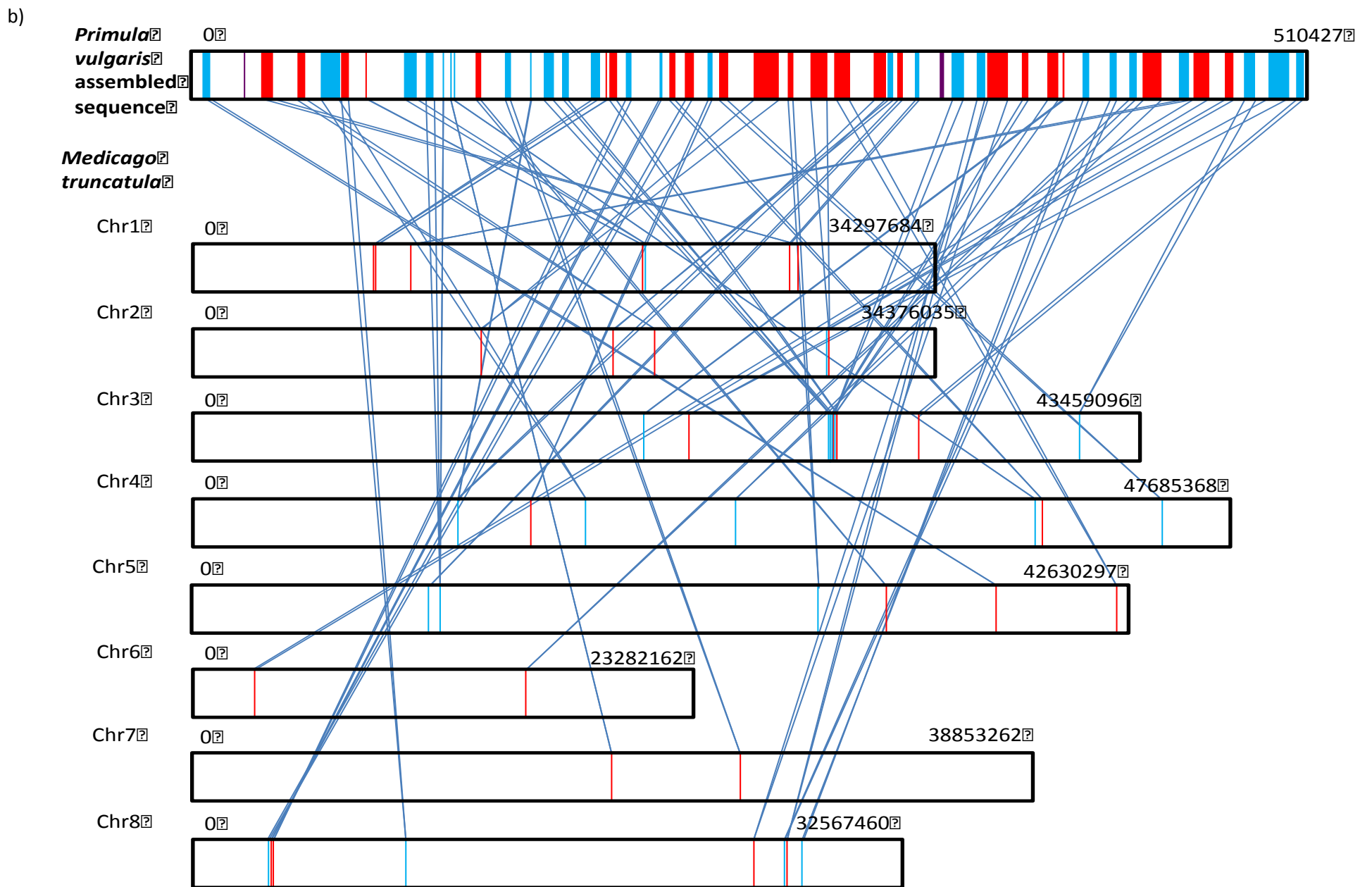
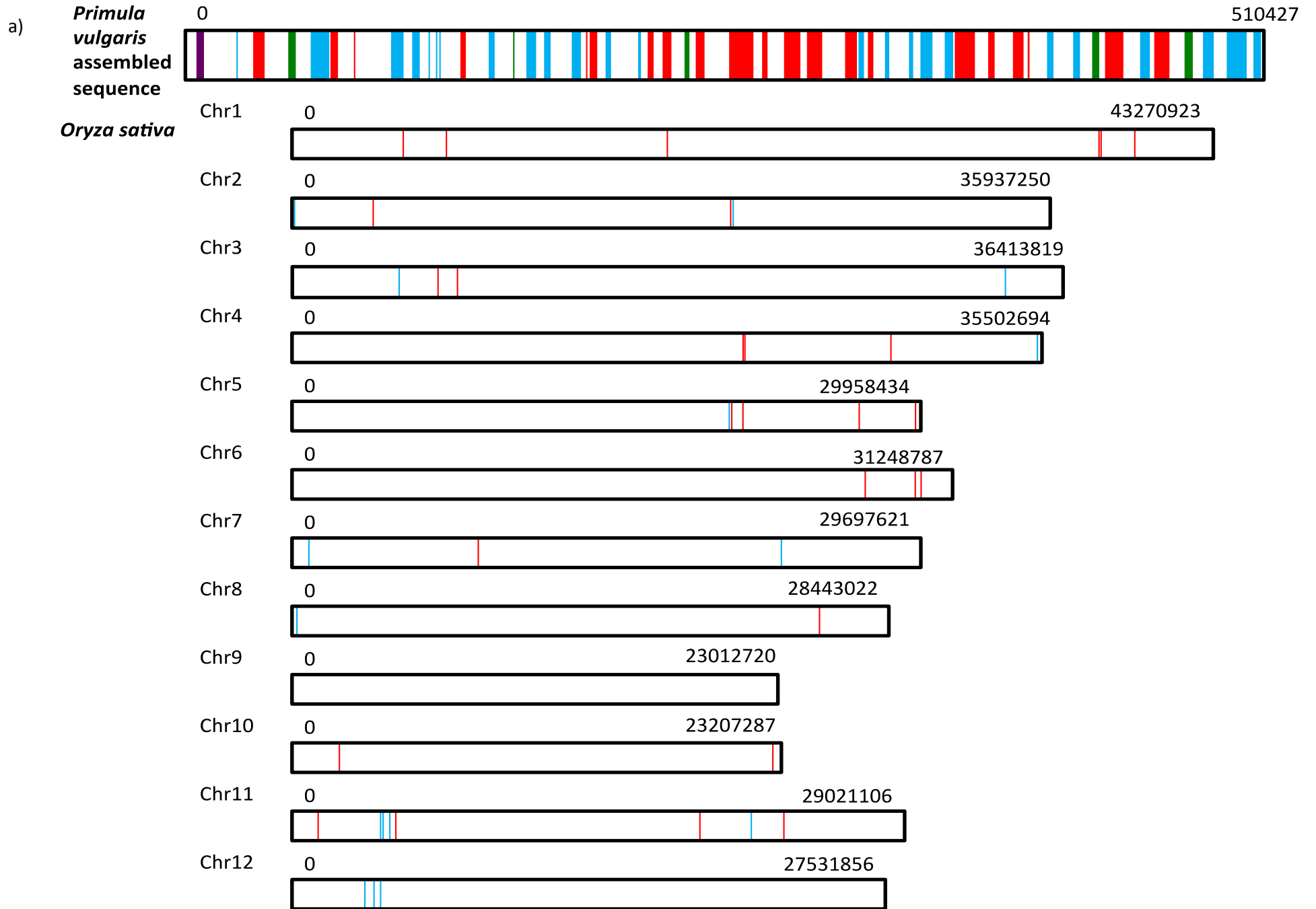


Figure 6.4: Locations of homologous genes in *M. truncatula*. Blue bars indicate genes in 5'-3' orientation and red indicates 3'-5'. a) The positions of homologous genes to those identified from the *Primula* contig in *Medicago truncatula*. Numbers denote number of base pairs in chromosomes. b)

Lines link the genes from the *Primula* contig to their homologues in *Medicago*





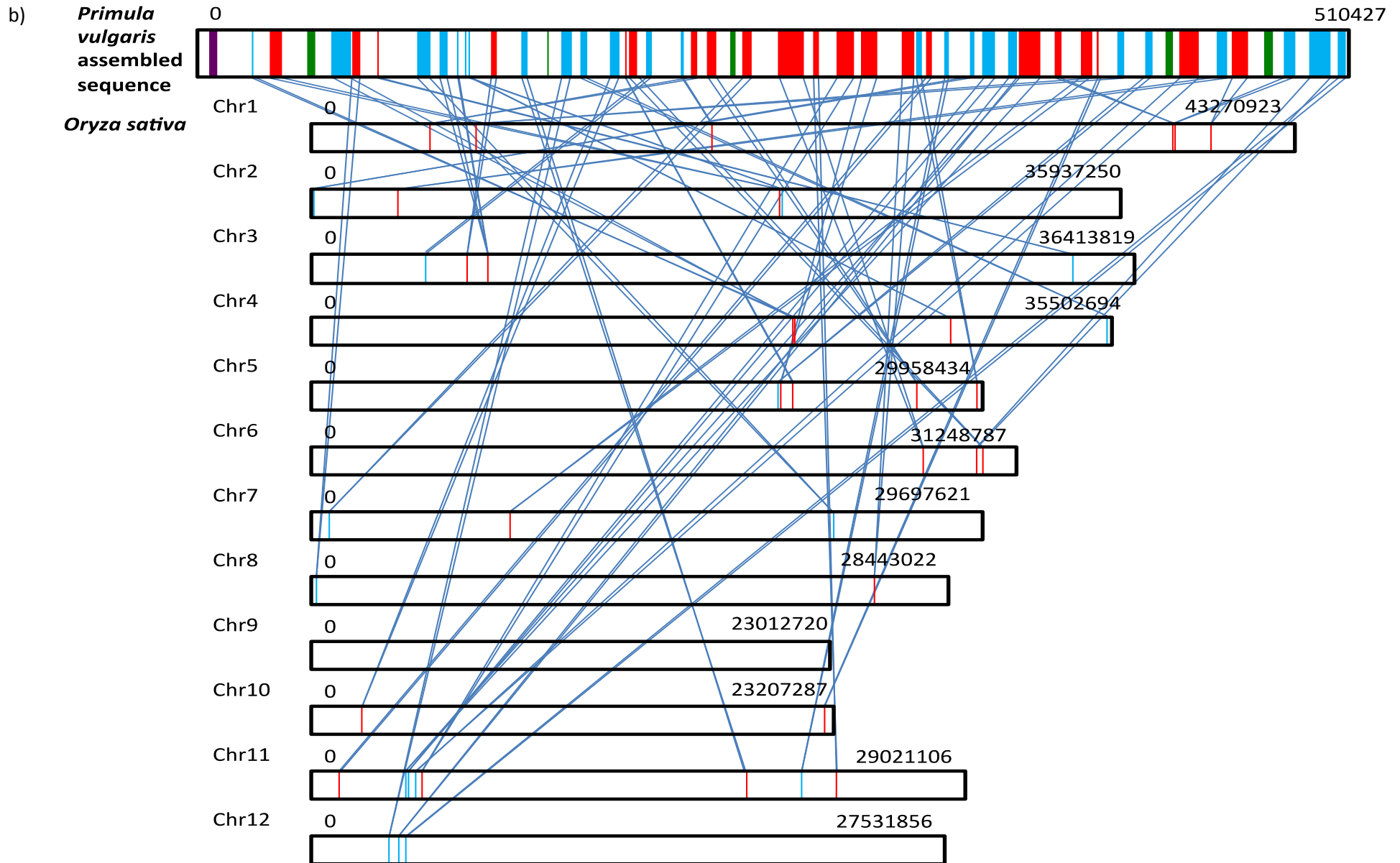


Figure 6.5: Locations of homologous genes in *O.sativa*. Blue bars indicate genes in 5'-3' orientation and red indicates 3'-5'. a) The positions of homologous genes to those identified from the *Primula* contig in *Oryza sativa*. Numbers denote number of base pairs in chromosomes. b) Lines link the genes from the *Primula* contig to their homologues in *Oryza*.

## 6.3 Discussion

### 6.3.1 Synteny between *P. vulgaris* and *A. thaliana*

Table 6.1 shows that all of the *Primula* queries used to search the TAIR database successfully identified homologues within *Arabidopsis*, with only four genes failing to find strong matches (*PvG25*, *PvG 31*, *PvG44* and *PvG48*). Interestingly, two of these four genes, *PvG25* and *PvG48*, identified the same gene within *Arabidopsis*, though closer inspection of the subject gene reveal that it encodes a retrotransposon polyprotein. One further gene of note is *PvG15*, a hypothetical protein predicted by the NCBI database, which identified a match from the *Arabidopsis* mitochondrial genome. Therefore, the presence of this gene within the assembled *Primula* contig suggests that it has transitioned between the chromosomes and the mitochondrial genome of either *Primula* or *Arabidopsis*, in one direction or the other.

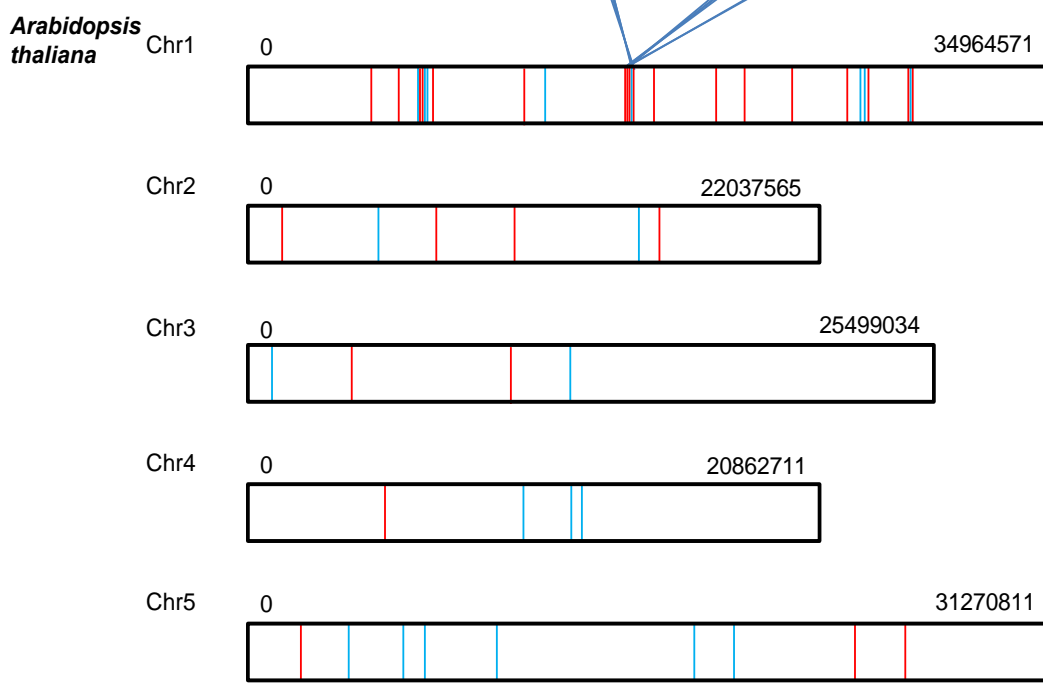

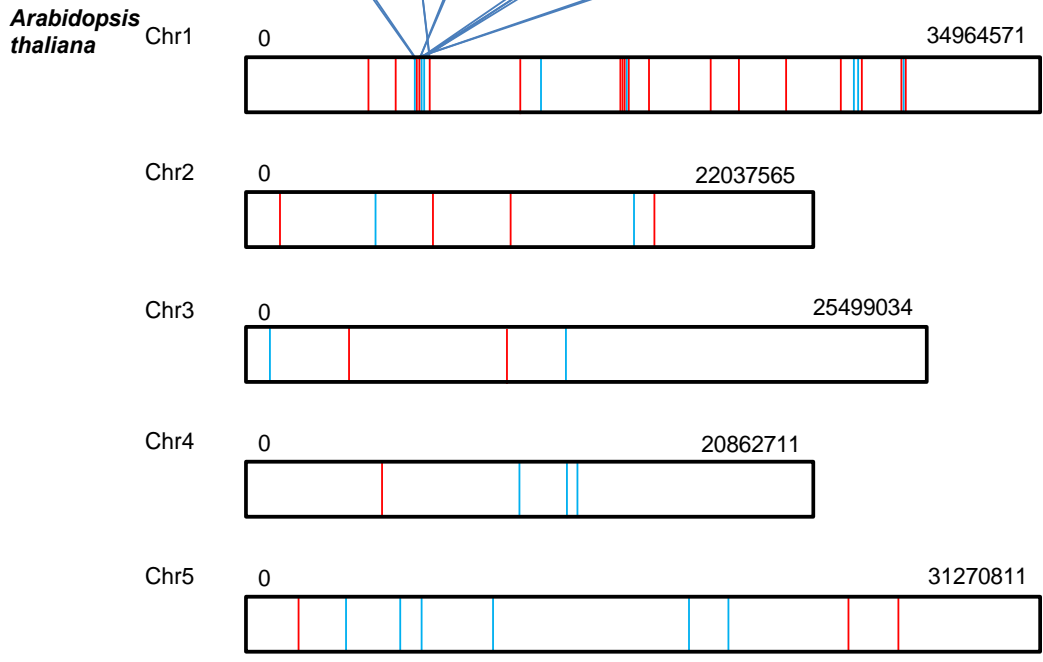

When identifying *Arabidopsis* homologues for those genes identified within the *Primula* contig, it was also possible to identify the location of these genes within the *Arabidopsis* genome, using the data shown in Table 6.1. Figure 6.2 shows the distribution of these genes throughout the *Arabidopsis* genome and it can be seen in Figure 6.2a) that, although the genes are spread throughout the five *Arabidopsis* chromosomes, there is a clear concentration of genes within Chromosome 1.

When the original *Primula* query genes are linked to their homologues, as in Figure 6.2b), another interesting result is highlighted. When taken in order from the 5' end of the *Primula* contig (from left to right), many genes do not, at first, show any particular degree of preservation in terms of gene order, with genes found next to each other in *Primula* located on different chromosomes in *Arabidopsis*. However, Figure 6.2b) shows that, across the assembled *P. vulgaris* sequence, there are a number of genes, that are close to each other in both species.

These groups of genes, found close together in both species, are shown more clearly in Figure 6.6. In this figure, it is possible to see clearly the clusters of genes located close to each other along *Arabidopsis* Chromosome 1 and the position of their *Primula* homologues along the assembled contig. Figure 6.6a) shows the first such cluster, containing 5 genes (*PvG4*, *PvG11*, *PvG17*, *PvG29*, *PvG30* and *PvG45*); the identities of which can be seen in Table 6.1. Most of these genes are not immediately next to each other along the *Primula* contig, however their close proximity to each other is still remarkable. In particular, *PvG29* and *PvG30*, found next to each other in *Primula* and within 700 bases of each other in *Arabidopsis*.

A similar cluster of genes can be seen in Figure 6.6b). In this example, *PvG18*, *PvG19*, *PvG36*, *PvG37* and *PvG42* are shown to be clustered together on *Arabidopsis* Chromosome 1. Similar to the cluster shown in Figure 6.6a), this cluster contains genes that are located directly next to each other in *Primula* though, in this example, there are two such pairs of genes; *PvG18/19* and *PvG36/37*.

Figures 6.6c) and 6.6d) again show clusters of genes that are in close proximity to each other in both *Primula* and *Arabidopsis*, though in smaller numbers. Figure 6.6c) shows a cluster of three genes; *PvG2*, *PvG6* and *PvG39*, and Figure 6.6d) shows the three genes *PvG16*, *PvG38* and *PvG43* clustered together on Chromosome 1. Although none of the genes identified in these clustered are immediately adjacent to each other in *Primula*, it must be taken into consideration that the assembled contig represents a very small region relative to the entire *Primula* genome and, as such, these genes are still in close proximity to each other within the genome as a whole.



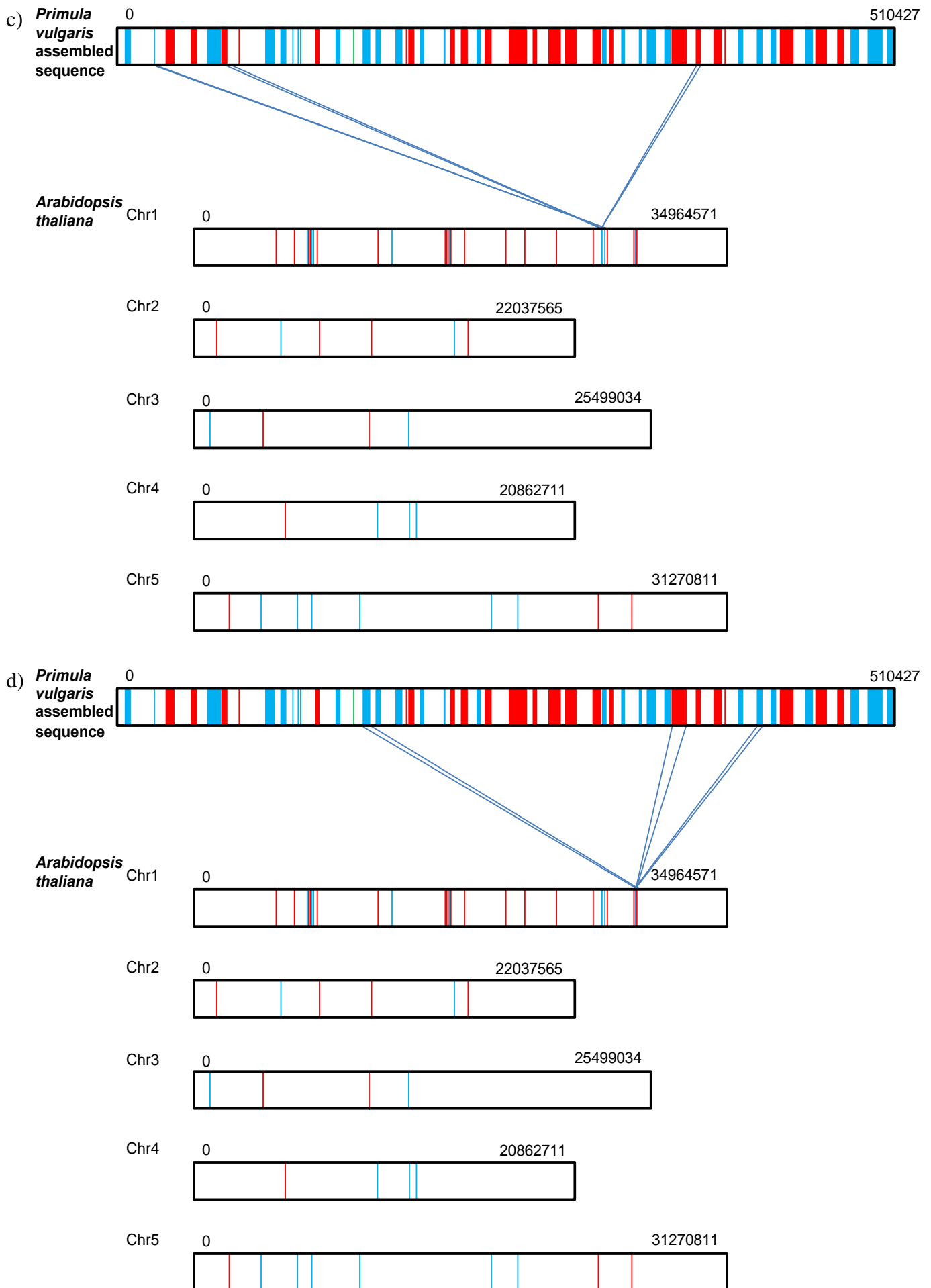


Figure 6.6: Positions of genes found in close proximity in both *P. vulgaris* and *A. thaliana*.. a) to d) show individual clusters of genes found together in both species.

Given the large divergence between the *Brassicaceae* and *Primulaceae*, it is intriguing to find that so many genes, taken from such a small sample of the *P. vulgaris*, genome can also be found so close together within the *Arabidopsis* genome. In particular, the presence of all of the gene clusters shown in Figure 6.6 within the same chromosome of *Arabidopsis* suggests a particular conservation of this specific region. Whilst the gene order may be significantly different in some areas, with a number of adjacent genes from *Primula* finding homologues on different chromosomes of *Arabidopsis*, there is clear evidence that specific lengths of sequence have been conserved by both species during evolution.

### **6.3.2 Synteny between *P. vulgaris* and *S. lycopersicum***


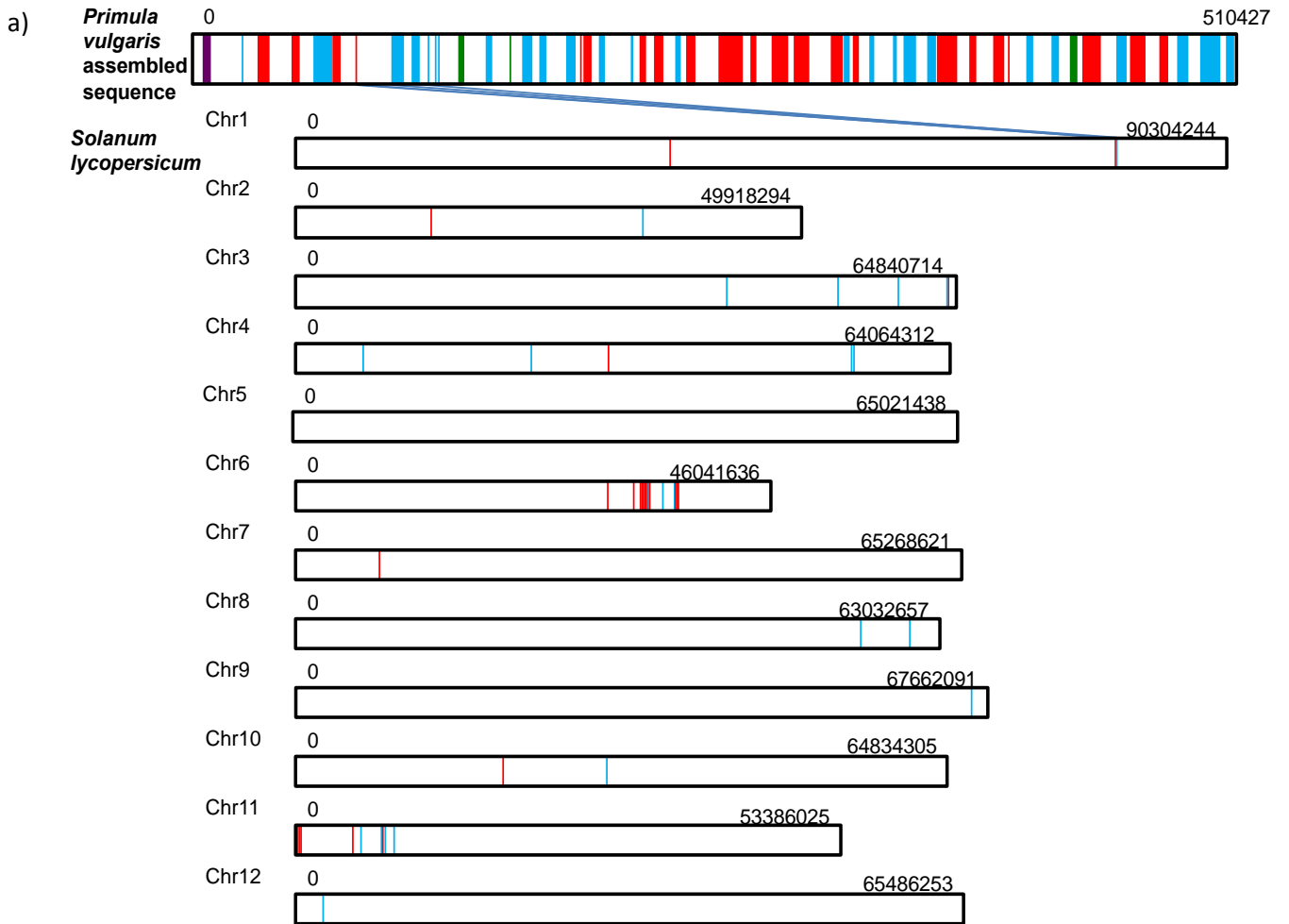
Table 6.2 shows that all but one of the *Primula* genes identified within the assembled contig were able to find homologues within the *S. lycopersicum* genome. The exception to this was *PvG1*, which encodes an ARS (autonomously replicating sequence) Binding Protein. Many of the subject genes identified in Table 6.2 also show strong levels of homology to the *Primula* queries used to search the Phytozome database. This is unsurprising, given the relative proximity of the two species within the phylogenetic tree of the Core Eudicots shown in Figure 6.1. However, in light of this, the absence of a *Solanum* form of *PvG1*, as determined by sequence homology, is perhaps significant. Tables 6.1 and 6.3 show that homologues of *PvG1* were identified in both *Arabidopsis* and *Medicago*, suggesting that it is a gene that has been lost by *Solanum*, and perhaps other *Solanaceae*, rather than one that has been gained by *Primula*. Another interesting result highlighted in Table 6.2 is that both *PvG7* and *PvG8* identified the same gene in the *S. lycopersicum* database. It is unknown whether this gene was duplicated within *Primula* or if one gene was lost

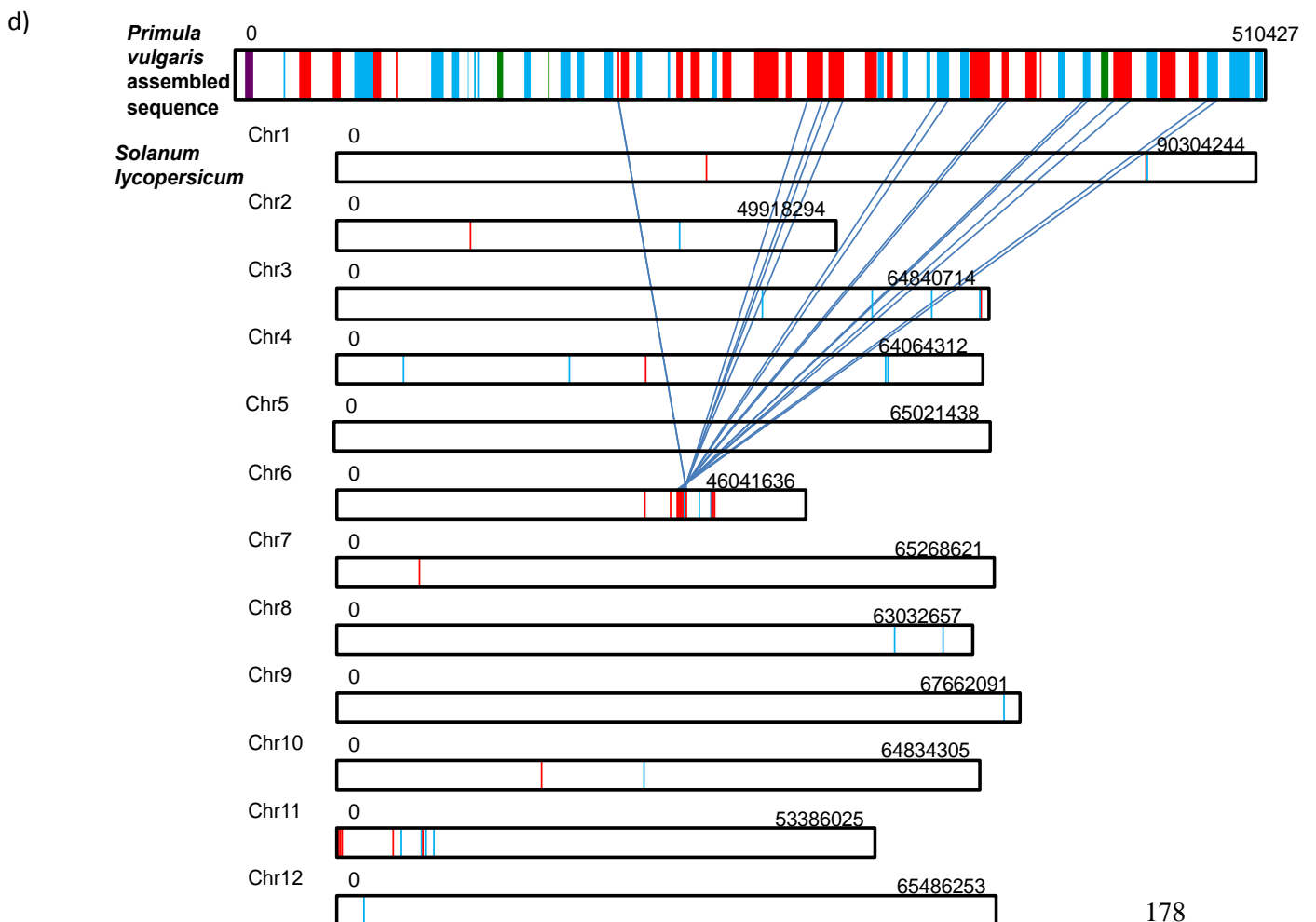

from *Solanum*, but both of these instances suggest a level of redundancy within the *Primula* genome.


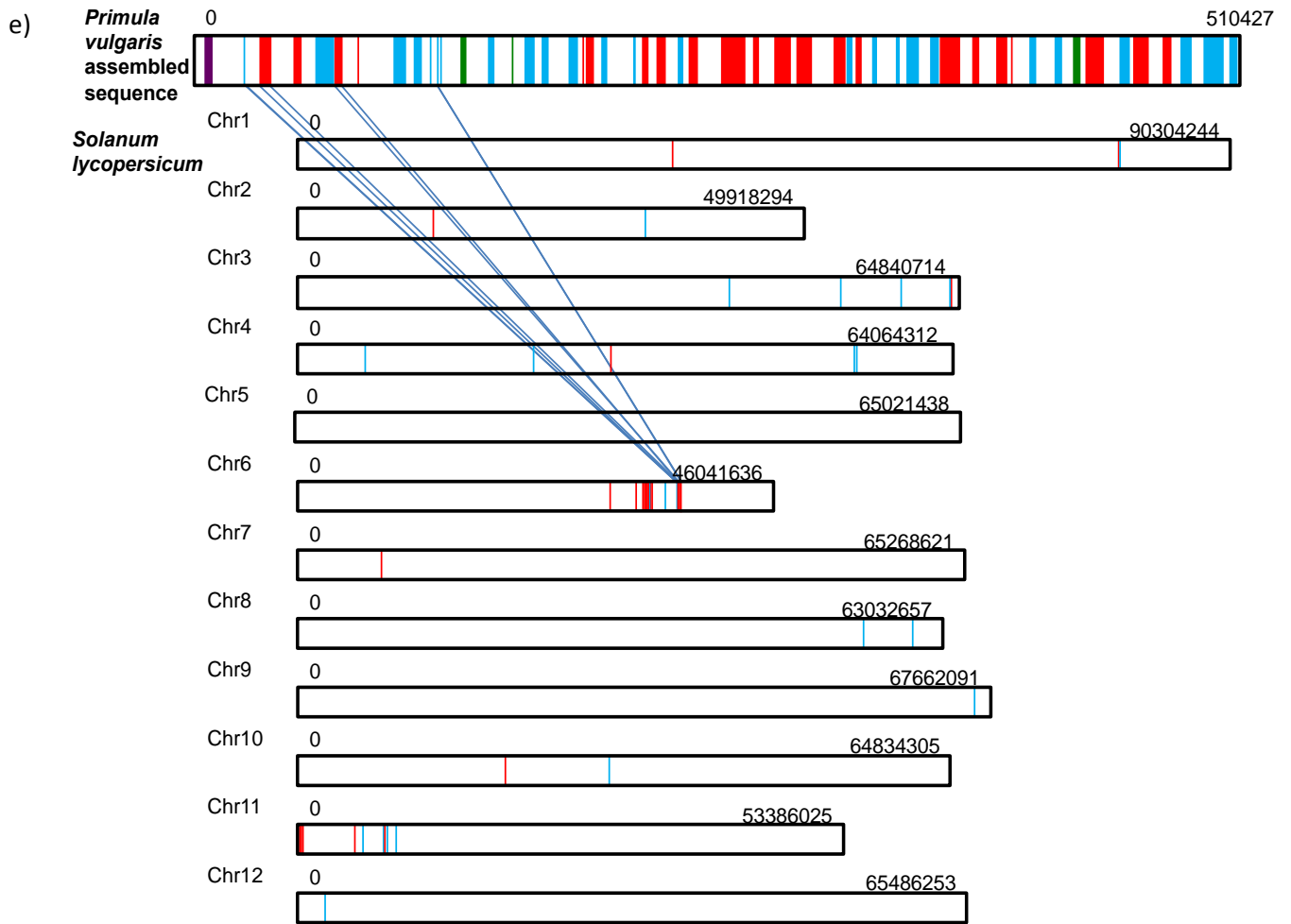
Figure 6.3 uses the location data recorded in Table 6.2 to provide a graphic representation of the distribution of *PvG1-51* homologues throughout the *S. lycopersicum* genome. Similar to the pattern seen in *Arabidopsis*, Figure 6.3a) shows that the identified *Solanum* genes are found dispersed throughout the genome, though, in this instance, no homologue was identified on Chromosome 5. However, despite this spread, Figure 6.3a) also shows that the majority of the genes can be found very close to each other, with only a small number being found on their own. Whilst those on their own are spread out and dispersed across the chromosomes, many of the *Solanum* homologues identified are in tight clusters such as those seen on Chromosome 6 and Chromosome 11. Given the relatively small size of the *Primula* contig in comparison to the *Solanum* genome, this is already remarkable as it suggests that any redistribution of genes in the separate evolutions of the two species has preserved the same clusters of genes. Furthermore, Figure 6.3b), in which the identified homologues are shown in relation to the original *Primula* genes, shows that many of the same genes are found clustered together in both species.

The genes that have been found in close proximity to each other in both species are shown more clearly in Figure 6.7, which highlights the positions of these genes in both *Primula* and *Solanum*. In Figure 6.7a) to g), each of these groups of genes can be seen individually, and the positions of genes in both species can be seen.












Figure 6.7: Positions of genes found in close proximity in both *P. vulgaris* and *S. lycopersicum*. a) to g) show individual clusters of genes found together in both species.

The first of these clusters is highlighted in Figure 6.7a), which shows the positions of homologues to *PvG7* and *PvG8*. These two genes, identified next to each other in *Primula* and separated by 17,177 bp are also found in Chromosome 1 of *Solanum*, 42 kb apart. This distance between the two genes in *Solanum* is significantly larger than that seen in *Primula* and the locus names of these genes, shown in Table 6.2, indicate that intervening genes can be found within this gap. As such, the smaller space between *PvG7* and *PvG8* in *Primula* suggests that these intervening genes have either been lost by *Primula* since the two species diverged. More likely explanations,

however, are that *Solanum* has either gained these extra genes in this time or that these intervening genes have moved into this region from elsewhere in the genome.

In contrast to this, Figure 6.7b) shows two genes found closer together in *Solanum* than in *Primula*. In *Primula*, *PvG21* and *PvG24* are over 23 kb apart whereas their *Solanum* homologues are within 20 kb of each other. Furthermore, the locus names of the corresponding *Solanum* genes indicate that a single gene lies between the two *Solanum* homologues. Again, this suggests that either *PvG22* or *PvG23* has been gained by *Primula* but not *Solanum*. However, since these two successfully identified homologues within *Solanum*, this would imply either a reshuffling of these genes during the evolution of the two species, or some level of redundancy.

Figure 6.7c) shows a similar scenario. In this figure, *PvG50* and *PvG51*, which are located within 4 kb of each other at the very end of the *Primula* contig, each identified homologues on Chromosome 4 of *Solanum*. Although the two *Solanum* homologues appear close to each other in Figure 6.7c), they are in fact over 239 kb apart. Again, this distance suggests an increase in the gap between these two genes and an increase in the number of genes within this region of the *Solanum* genome.

Figure 6.7d) shows the first of the larger clusters of genes identified, consisting of eight genes. The eight *Primula* genes identified in Figure 6.7d) (*PvG19*, *PvG29*, *PvG30*, *PvG36*, *PvG39*, *PvG43*, *PvG45* and *PvG49*) are relatively close to each other within the *Primula* contig and Table 6.2 shows that many of them are also extremely close together within Chromosome 6 of *Solanum*. For example, *PvG29* and *PvG30*, are within 3 kb of each other in *Primula* and within 1.5 kb of each other in *Solanum*, again providing evidence that gene order has been preserved between the two species.

Further evidence for the preservation of gene order is provided in Figure 6.7e), which shows *PvG2*, *PvG3*, *PvG6* and *PvG11*. Comparison between Figure 6.7d) and e) shows that this group of four genes (Figure 6.7e) is found in a similar position relative to the group of eight genes (Figure 6.7d) in both species. This, therefore, adds further support to the suggestion that this area has been conserved between the two species, even if the intervening genes between these two groups have either been lost or moved.

The identification of two clusters of genes with a preserved gap between them in both species suggests an importance of both the clusters and the gap itself. It also poses not just the question of why these genes were conserved, but also why those genes between them were either lost or allowed to disperse within the genome. Similarly, it is unknown whether the two clusters were preserved separately or whether the region between them was also preserved at first but lost later.

Figure 6.7f) and g) show a similar occurrence with homologues identified on Chromosome 11 of *Solanum*. In Figure 6.7f) *PvG42*, *PvG46* and *PvG47* are shown to have homologues clustered at the very start of Chromosome 11. Although *PvG42* lies slightly further from *PvG46*, Table 6.2 shows that *PvG46* and *PvG47* are 1964 bp apart in *Primula* and 2123 bp apart in *Solanum*, a difference of just 159 bp. Similarly, Figure 6.7g) shows a cluster of genes further along Chromosome 11 identified as homologues of the *Primula* genes *PvG16*, *PvG38* and *PvG40*. Though these are not as closely positioned within the two contig as *PvG46* and *PvG47*, the preservation of this gene cluster may still be seen as significant, particularly if viewed in conjunction with Figure 6.7f). Within the *Primula* contig, *PvG16* remains isolated from the other genes highlighted in these two figures, whereas *PvG38*, *PvG40*, *PvG42*, *PvG46* and *PvG47* are all positioned relatively near to each other,

with 85 kb between *PvG38* and *PvG47*. In contrast to this, over 8 mb lie between the homologues of these same two genes in *Solanum*. This suggests that the regions between these two groups of preserved genes have been lost. Additionally, when these results are compared with those shown in Figure 6.7d), it can be seen that the areas directly surrounding these genes has not been similarly conserved. For example, whilst *PvG38* and *PvG40* as well as *PvG46* and *PvG47* appear to show conservation between the two species, those genes around them such as *PvG36*, *PvG43* and *PvG45* appear to have been preserved separately, with homologues on chromosome 6 rather than chromosome 11. This observation raises questions about the manner in which these particular genes were preserved as the two species diverged. A number of pairs of genes have been preserved between the two species but they are mixed with other groups that have been preserved separately. As a result, it is unknown whether these genes originated on separate chromosomes before being condensed to a region near to each other in *Primula* or if, in fact, they have been dispersed within the *Solanum* genome as the species have evolved.

The synteny observed between *Primula* and *Solanum* is significant as it demonstrates that the gene order observed in the assembled *P. vulgaris* contig has changed little since the species diverged from its common ancestor with *Solanum*. As discussed in 6.1, this provides strong evidence to suggest that the genes in this region were already present before the key *S* locus genes converged within this area of the genome. Furthermore, the conserved gene order seen between *Primula* and *Solanum* provides extra evidence that the assembly of the *P. vulgaris* contig, as described in Chapter 4, is correct.



### 6.3.3 Synteny between *P. vulgaris* and *M. truncatula*

Following the annotation of the genes identified within the assembled *Primula vulgaris* contig, homologous genes from *Medicago truncatula* were identified using the translated nucleotide sequences of the *Primula* genes as queries in BLASTP searches of the Phytozome database. The results of these searches, shown in Table 6.3, show that the majority of *Primula* queries were able to identify homologues in *Medicago*, the only exception being *PvG2*. However, the absence of *PvG2* within the *Medicago* genome is unsurprising given its identity as *SLL1*, a gene known to be tightly linked to the *Primula vulgaris* *S*-locus. With this exception, the results shown in Table 6.3 serve to demonstrate a high level of preservation of sequence homology between the two species. Also worthy of note are *PvG9* and *PvG10*. As seen in *S. lycopersicum*, these two *Cytochrome P450* genes identified the same homologue within *Medicago truncatula* though, as discussed in 6.3.2, the reason for is unknown. The data recorded in Table 6.3 is also represented graphically in Figure 6.4, which shows the distribution of the identified homologues throughout the *M. truncatula* genome. Figure 6.4a) shows that many of the homologues of *PvG1-51* are dispersed widely throughout all eight *M. truncatula* chromosomes. This is a contrast to the results discussed in 6.3.1 and 6.3.2, in which clear concentrations of genes have been observed within one or two chromosomes. However, some clusters of genes, similar to those seen in Figure 6.2 and Figure 6.3, do exist and Figure 6.4b), in which the *Medicago* homologues are shown relative to the original *Primula* query genes, shows these. Figure 6.8 shows each of these clusters more clearly.

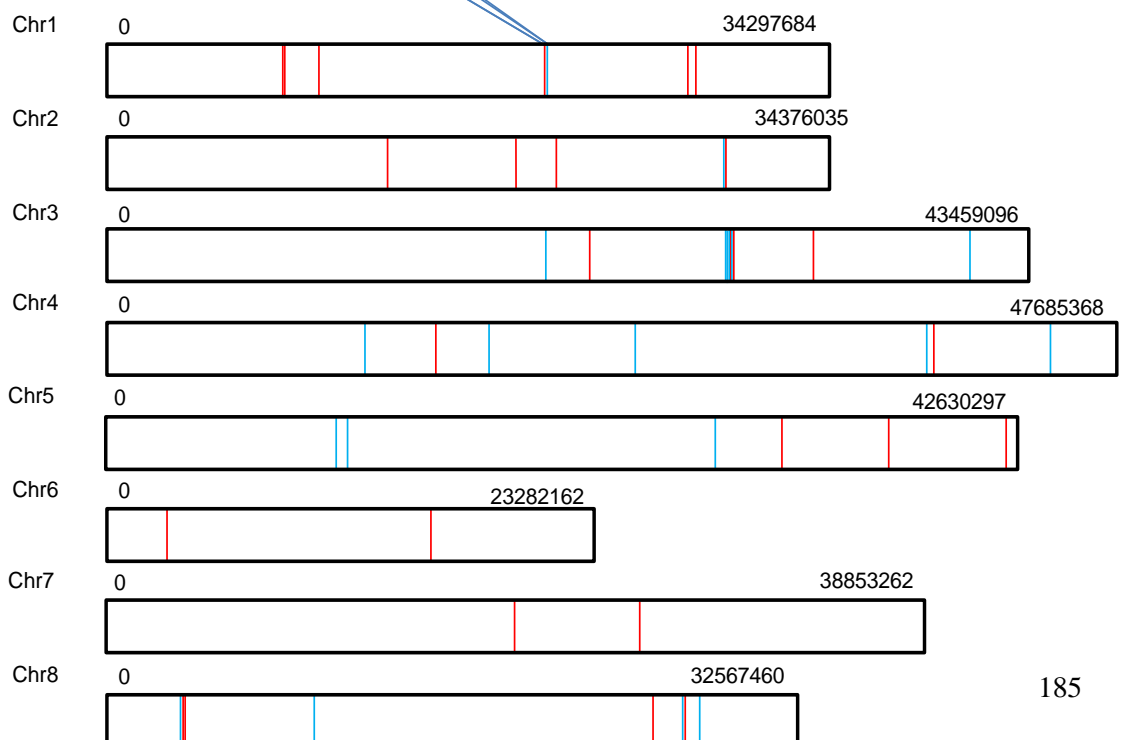


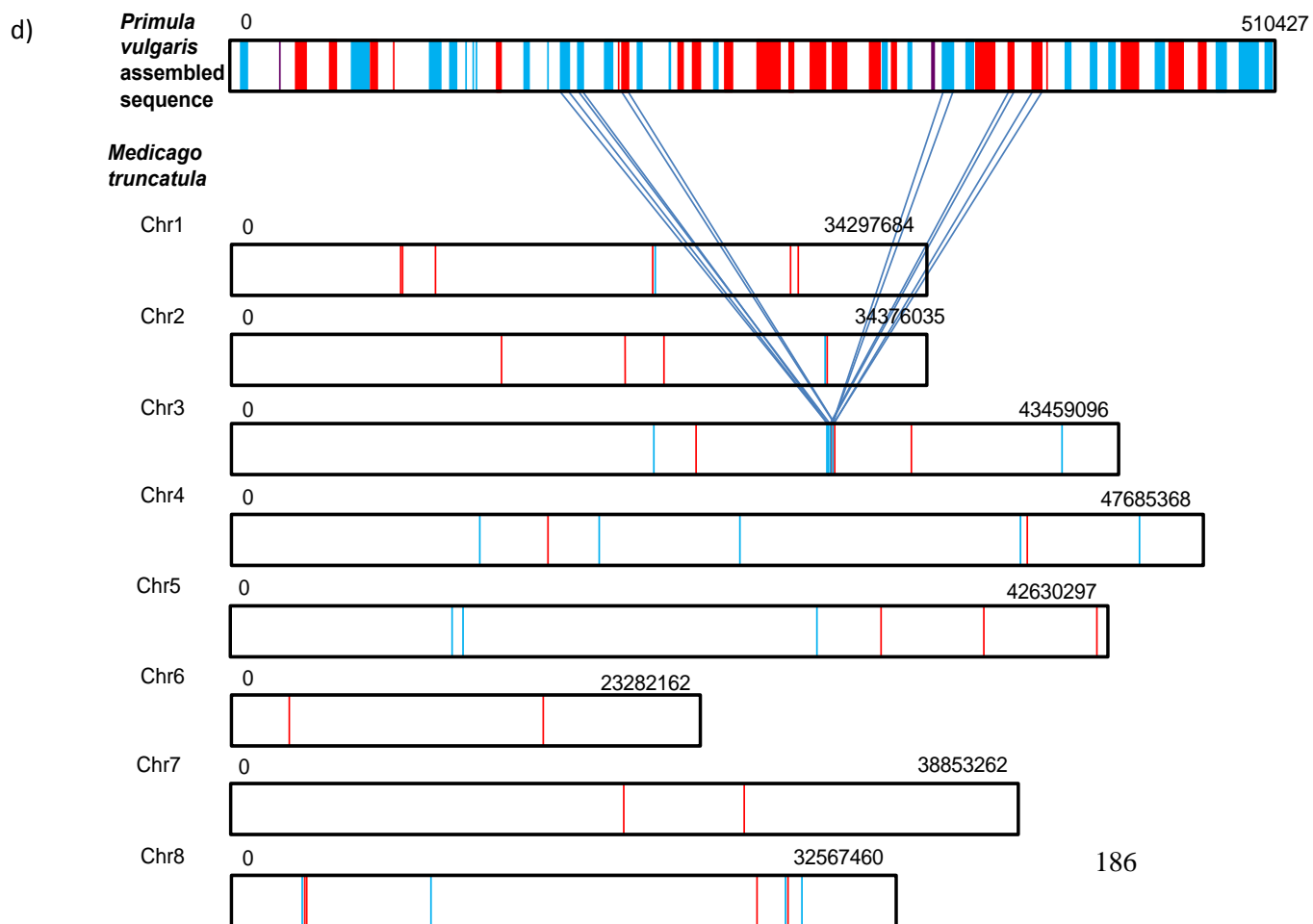
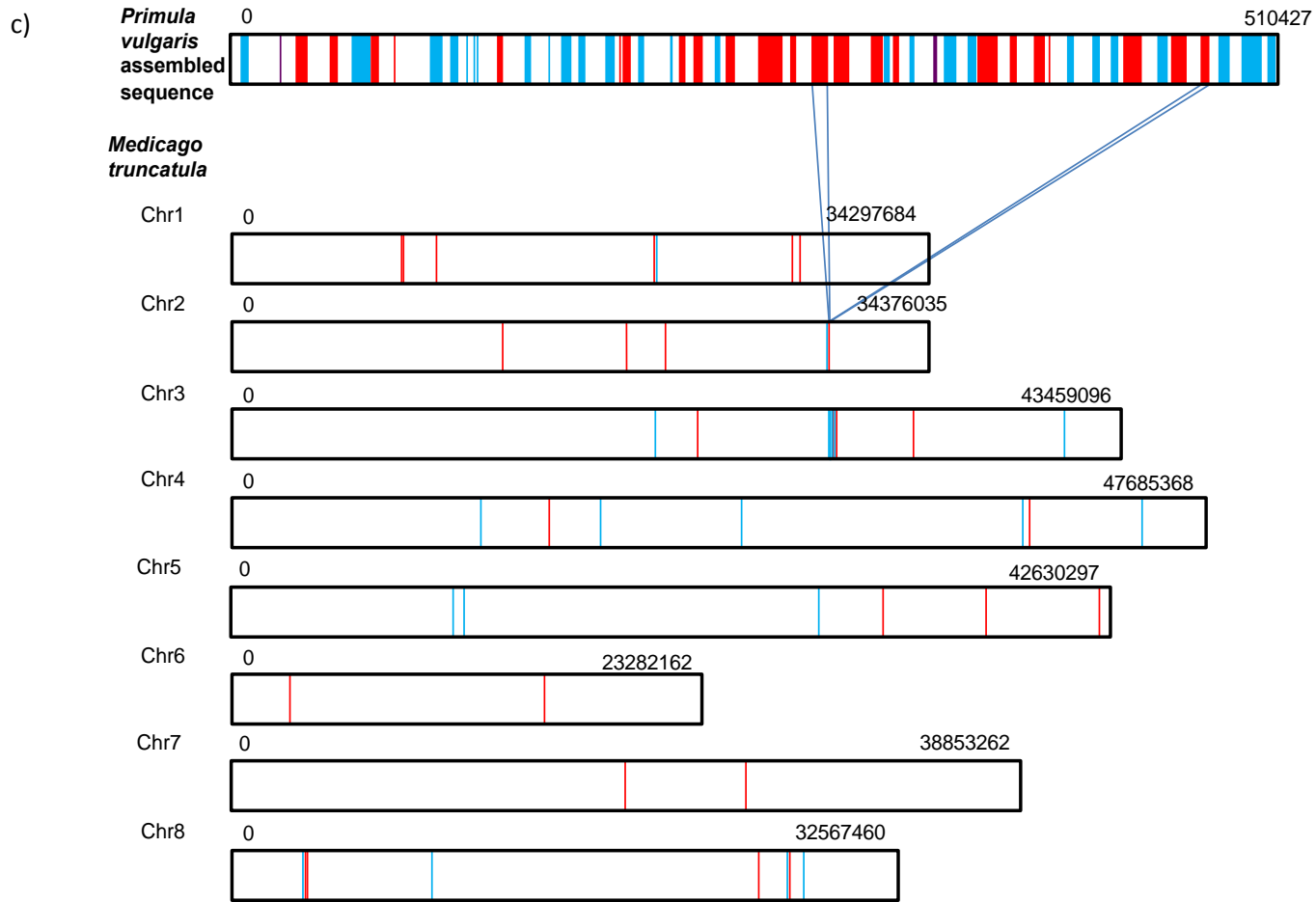


*Medicago truncatula*



*Medicago truncatula*





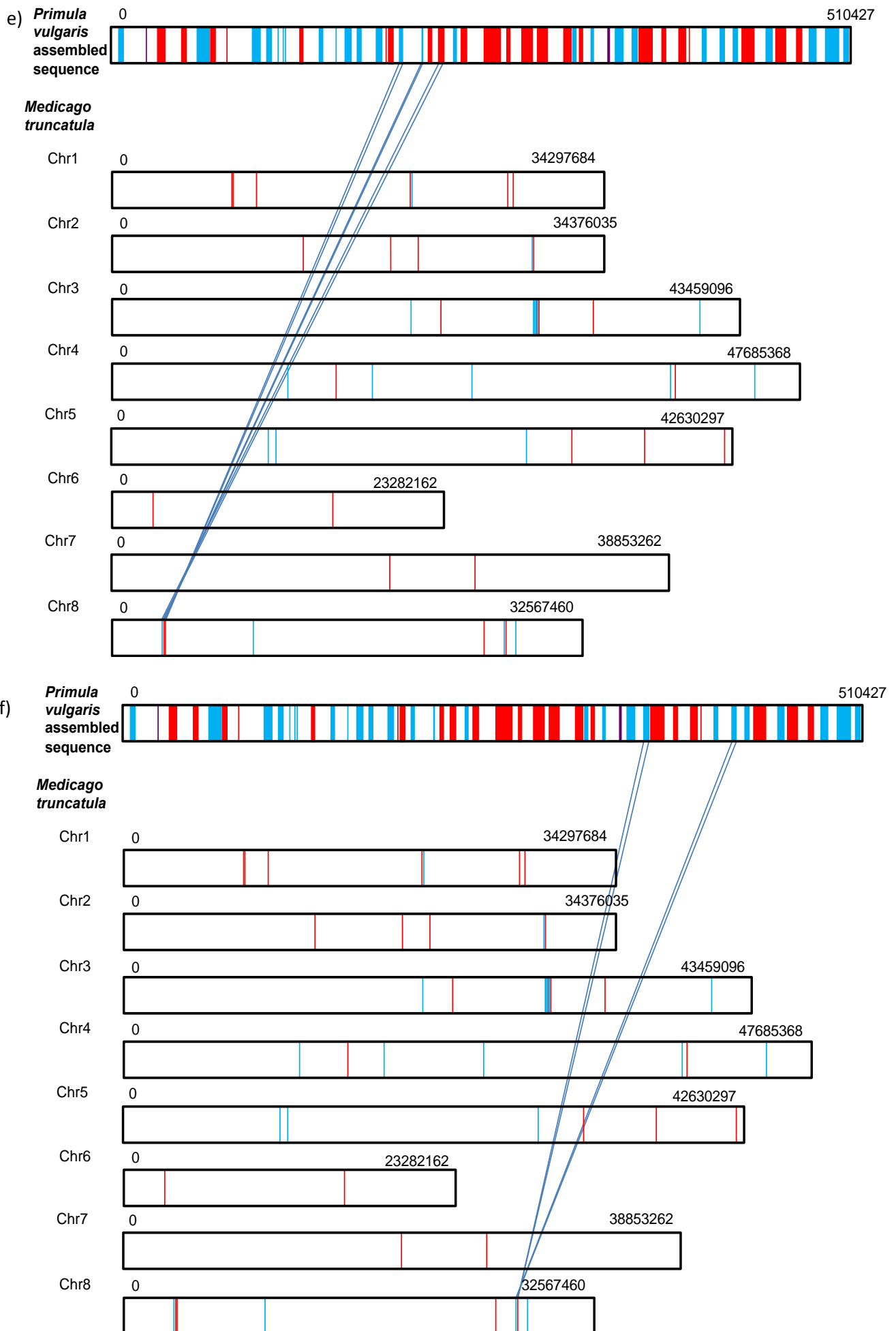


Figure 6.8: Positions of genes found in close proximity in both *P. vulgaris* and *M. truncatula*. a) to f) show individual clusters of genes found together in both species. 187

The first of these clusters is shown in Figure 6.8a) *PvG18* and *PvG19*. These two genes, found under 800 bp apart in *Primula* mapped to homologues in *Medicago* over 17.5 kb apart, the locus names of each gene suggests that there are others between the two *Medicago* genes. As discussed for similar instances in *S. lycopersicum* in 6.3.2, the absence of these genes within the *Primula* contig suggests that they may have been lost from this region of the genome or gained by the other in the time since the two species diverged.

Figure 6.8b) shows a similar occurrence, with two genes in close proximity on Chromosome 1 of *Medicago* displaying homology to two genes located next to each other in *Primula*. As in the case described above, these two genes are just over 17 kb apart in *Primula* whereas their homologues are over twice as far apart (36.2 kb) in *Medicago*. Further to this, the Locus Names of the two *Medicago* genes also suggest that more genes can be found between these two genes in this species that are not present within the *Primula* contig.

The pair of genes shown in Figure 6.8c) represents a different pattern to those already described. In Figure 6.8c), *PvG29* and *PvG48*, two genes over 182 kb apart in *Primula*, are shown to have homologues in *Medicago* that are under 49 kb apart. This pattern of distribution is directly opposite to those genes highlighted in Figures 6.8a) and b) in the *Medicago* homologues are further apart than the original *Primula* queries. As in similar examples discussed already, it is difficult to tell whether these two genes have diverged within *Primula*, or have converged in *Medicago*. However, it is clear that they have not been preserved between the two species to the same extent as those shown elsewhere in Figure 6.8. Despite this, it cannot be said that they have not been subject to some level of conservation. Although the two *Primula* genes appear relatively distant within the assembled *Primula* contig in the figure, the

scale of the Figure 6.8 must be considered, especially in relation to the size of the *Medicago* chromosomes shown. Therefore, within the *Primula* genome, *PvG29* and *PvG48* can still be considered close neighbours.

Figure 6.8d) shows the largest of the gene clusters identified for *M. truncatula*. Interestingly, this figure shows that the original six *Primula* genes used to identify those in *Medicago* are found in two groups of three genes, with the first (*PvG16*, *PvG17* and *PvG20*) over 15.4 kb apart from the second group (*PvG36*, *PvG39* and *PvG40*). The gap between these two groups of *Primula* genes raises the same questions discussed above for Figure 6.8c), and it remains unclear whether the two groups have been separated in *Primula* or have converged in *Medicago*. Further inspection of Figure 6.8d) also shows that the *Medicago* homologues do not show the same order as the original *Primula* query genes. Whilst *PvG16* and *PvG17* are found next to each other in *Primula* and very close together in *Medicago*, the genes shown adjacent to *PvG17* in the Figure 6.8d) is *PvG40*, with the *Medicago* form of *PvG20* at the 3' end of the cluster. This change in order suggest that, although the genes have stayed in close proximity to each other in both species, certain pairs of genes within the group have been allowed some level of movement. Particular examples of these are *PvG16* and *PvG17*, which have remained within 7.5 kb of each other in both species. Other interesting examples are *PvG36* and *PvG39*, found almost 30 kb apart in *Primula*, but identified within 14 kb of each other in *Medicago*. Furthermore, the order of these two genes has also been reversed between the two species.

*PvG39* and *PvG40* have displayed the opposite action to that between *PvG36* and *PvG39*, showing an increased distance between the two genes in *Medicago* compared to *Primula*. However, among the genes in Figure 6.8d), it is the movement of *PvG20* relative to the others that is perhaps most interesting and it is unclear why this particular gene has changed its position within the order of the genes to the extent that it has.

Figure 6.8e) shows the positions of three more genes (*PvG21*, *PvG22* and *PvG24*) that are found in close proximity in both species, with 23,658 bp separating the three genes in *Primula* and 41,628 bp separating them in *Medicago*. Although these three genes were identified on Chromosome 8 of *Medicago*, the closest homologue of *PvG23*, found among these genes in *Primula*, was found on Chromosome 4. Again, it is unclear whether this gene was separated from the others as *M. truncatula* evolved or if it converged with *PvG21*, *PvG22* and *PvG24* in the evolution of *P. vulgaris*. However, the point of note for this cluster, as well as for that shown in Figure 6.8f), is that the order of the genes has been reversed between the two species. In Figure 6.8f), *PvG37* and *PvG43* are shown in relation to their *Medicago* homologues, identified on Chromosome 8, with the two genes found in the opposite order when the chromosome is read in the same direction as the assembled *Primula* sequence. The reason for this change in order is unclear, though the discovery of both clusters in Figure 6.8e) and f), suggests that the genes have been preserved as a group, even if the order of the genes within the group has been lost.

### 6.3.4 Synteny between *P. vulgaris* and *O. sativa*

Similar to the results shown in Table 6.2, Table 6.4 shows that the majority of *Primula* query genes were able to identify homologues within *O. sativa*, with the sole exception of *PvG1*. The repeated absence of this gene is interesting, though the reason that a homologue could not be identified in either *S. lycopersicum* or *O. sativa* remains unknown. The discovery of a gene that is present in one species but not the other is not unexpected, given the large divergence between the two species within the plant kingdom. However this correlation between *Solanum* and *Oryza* is itself surprising, given that a homologue of *PvG1* was identified in both *Arabidopsis* and *Medicago*, neither of which are particularly close relatives of *Primula*. Table 6.4 also shows that a number of *Primula* queries identified homologues outside of the 12 main chromosomes of *Oryza*. These five genes, *PvG4*, *PvG15*, *PvG25*, *PvG44* and *PvG48* mapped to either an unanchored pseudomolecule used to represent unanchored BAC clones (ChrUn) or another pseudomolecule representing unmapped Syngenta sequences (ChrSy), as used by the Rice Genome Annotation Project (Ouyang *et al.*, 2007). Of these five genes, the homologues of *PvG4*, *PvG44* and *PvG48* mapped to ChrUn while *PvG15* and *PvG25* mapped to ChrSy.

As seen in *M. truncatula* and *S. lycopersicum*, Table 6.4 shows that *PvG9* and *PvG10*, two *Cytochrome P450* genes, identified the same subject in *O. sativa*. As discussed in 6.3.2, the source of this apparent redundancy within the *Primula* genome is unclear, and it is unknown whether it is the result of a duplication of the gene within *Primula* or a loss of the gene within *Oryza*.


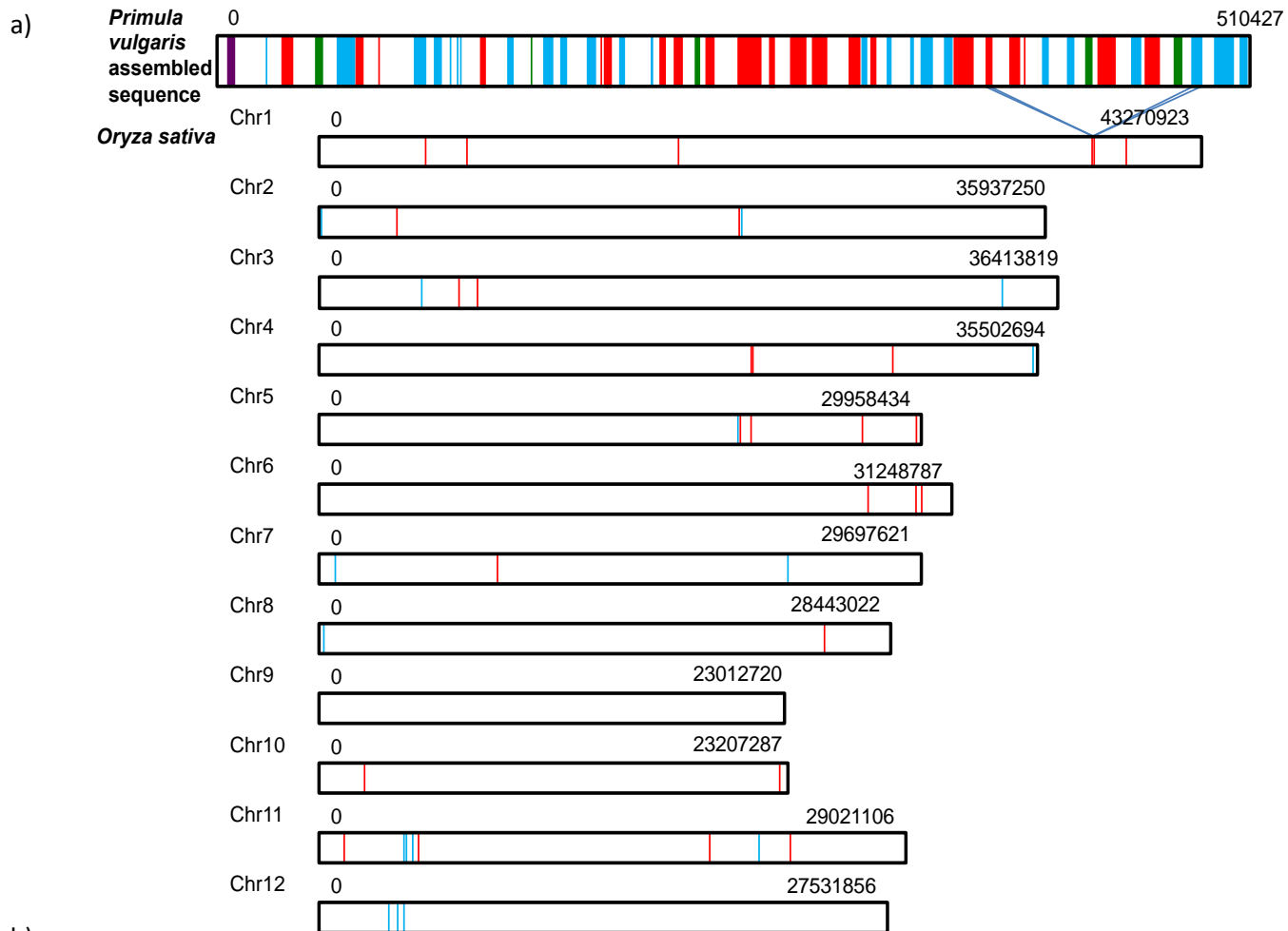
With the exception of *PvG1*, the results presented in Table 6.4 show that there has been a high level of sequence homology between *Primula* and *Oryza*, despite the distant relationship between the two species.

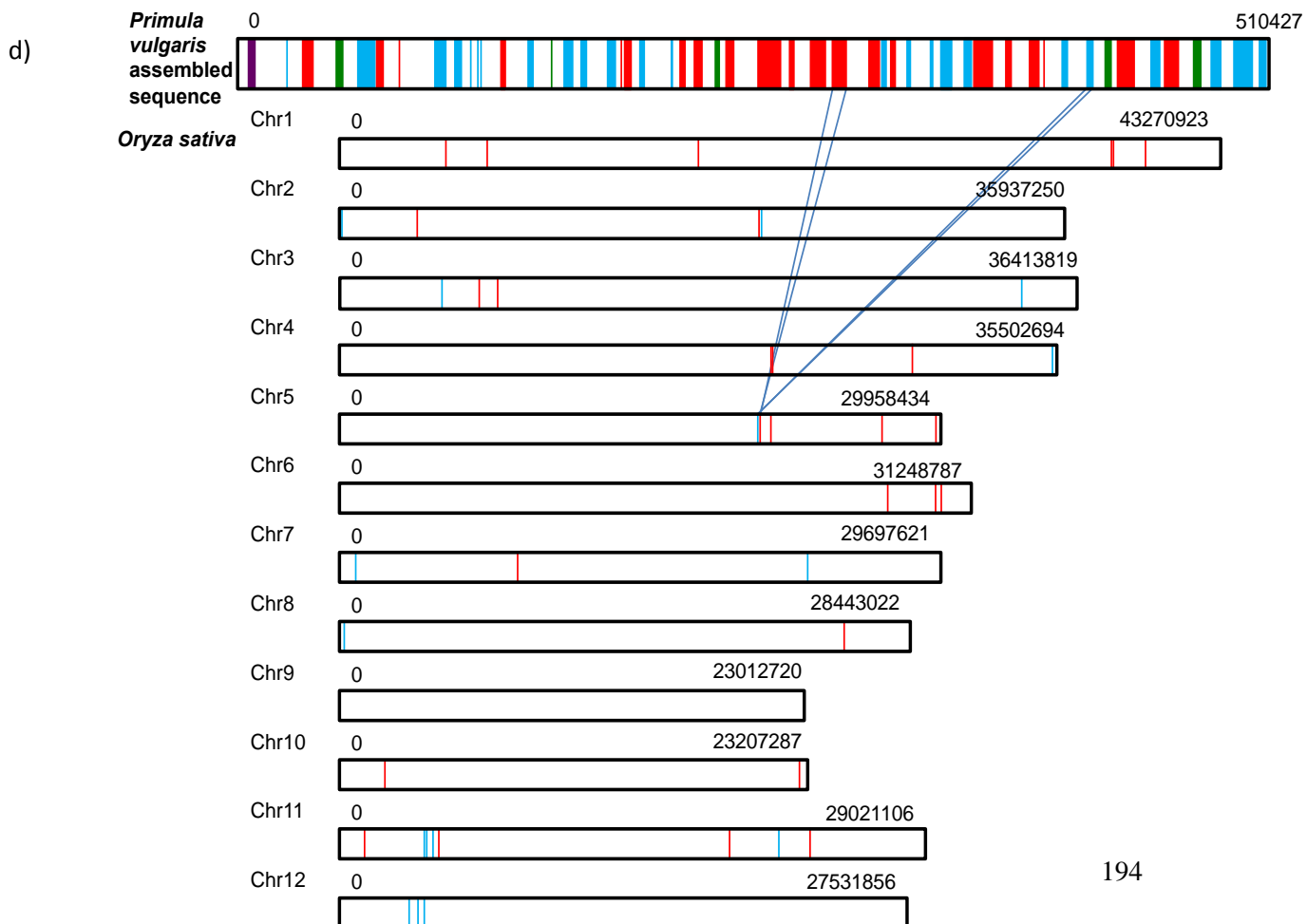
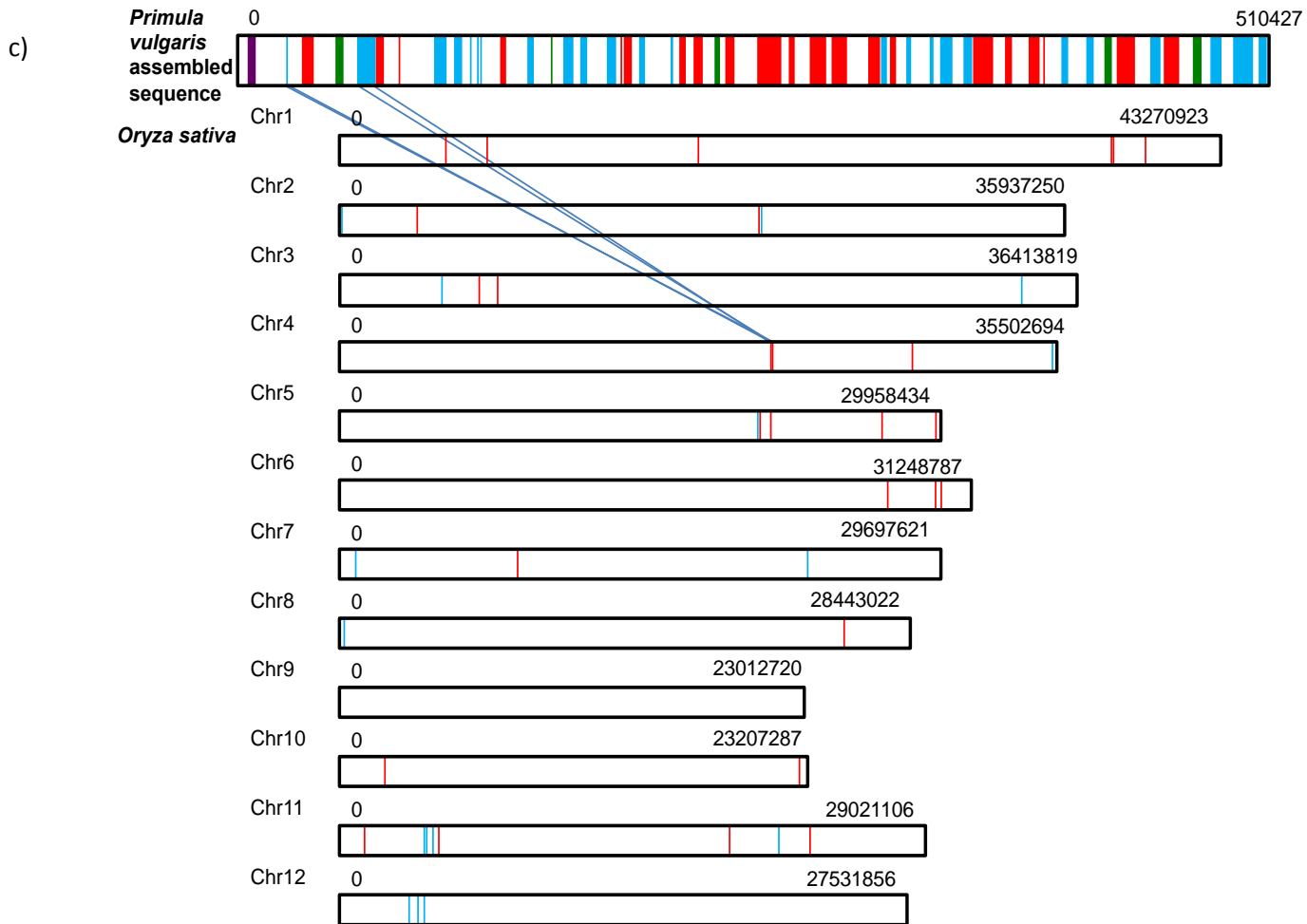
Figure 6.5 shows the distribution of the genes and homologues described in Table 6.4 throughout the assembled *Primula vulgaris* contig and the 12 *Oryza sativa* chromosomes. As can be seen clearly in Figure 6.5a), homologues were identified on 11 of the 12 *Oryza* chromosomes, with Chromosome 9 the only example on which no homologues were identified. The figure also shows that many of the homologues are relatively isolated, with large physical distances between the next highlighted gene. Although there are some instances of genes near to each other, these are often found with only one other gene nearby. This wide spread of genes throughout the genome serves to emphasise examples, such as on Chromosome 11, where genes have been identified close together, suggesting that some level of conservation in gene order has still occurred.

Figure 6.5b) shows the relationship between the genes identified in *Oryza* and the *Primula* genes used to identify them, with lines linking homologous genes together. Homologues within the ChrUn and ChrSy pseudomolecules are not shown. With these five genes and *PvGI* (discussed above) excluded, Figure 6.5b) shows that no genes found immediately next to each other in *Primula* can also be found next to each other in *Oryza*. Interestingly, however, many genes found in close proximity to each other in *Primula* identified homologues on separate chromosomes of *Oryza*, demonstrating that the conservation of gene order between species it is not in fact as high as suggested by Figure 6.5a).

As discussed above, a number of genes were observed near to each other in both species, and these are shown more clearly in Figure 6.9.







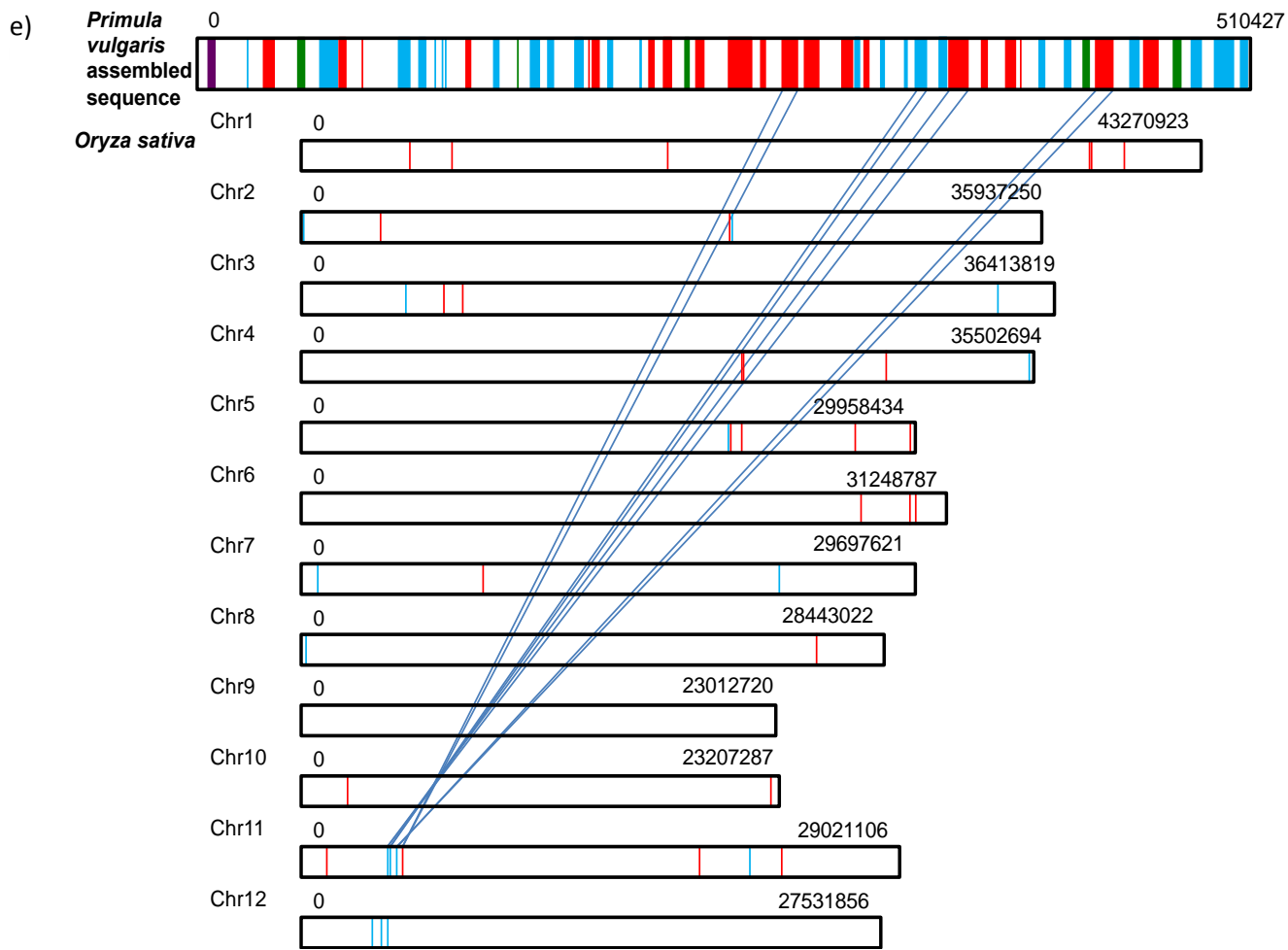


Figure 6.9: Positions of genes found in close proximity in both *P. vulgaris* and *O. sativa*. a) to e) show individual clusters of genes found together in both species.

Figure 6.9a) shows the first such group of genes, identified within Chromosome 1 of *O. sativa* and containing two genes. These two genes, homologues of *PvG39* and *PvG40*, are over 98 kb apart in *Primula* whereas they are within 75 kb of each other in *Oryza*. Additionally, the locus names for these homologues, shown in Table 6.4, suggest that there are a similar number of intervening genes between *PvG39* and *PvG40* in both species. Though Figure 6.9a) shows that the same genes found between *PvG39* and *PvG49* in *Primula* are not found between the two homologues in *Oryza*, this suggests that these two genes have been conserved relative to each other between species. At first, the physical distance between them seems largely

different, almost 20 kb larger in *Primula* than in *Oryza*, but this can be considered a small change relative to the size of the two genomes, with Chromosome 1 of *Oryza sativa* over 43Mb long.

Figure 6.9b) shows another instance of two genes found close to each other in both *Primula* and *Oryza*. *PvG3* and *PvG11* both identified homologues on Chromosome 2 of *O. sativa* and, although these genes are over 80 kb apart in *Primula*, they are within 55 kb of each other in *Oryza*. As discussed above, although this represents a change in physical distance of over 25 kb, this can be considered to be small in relation to the overall size of the *Oryza* genome. Equally, reference to the locus names of both genes in Table 6.4 reveals that there remains a similar number of genes between *PvG3* and *PvG11* in both species. Although it is not clear if the distance between these two genes has increased in the evolution of *Primula* or decreased in that of *Oryza*, this suggests again that these two genes have been conserved relative to each other between the two species.

Figure 6.9c) shows a third pair of genes located near to each other in both species. In contrast to those pairs shown in Figures 6.9a) and b) however, these two genes are found even closer together in both *Primula* and *Oryza*. Although *PvG2* and *PvG5* are separated by 34,152 bp in *Primula*, their *Oryza* homologues are found only 1441 bp apart and, further to this, the locus names shown in Table 6.4 suggest that they are, in fact, immediately next to each other in *O. sativa*. This is particularly remarkable as only two genes lie between the same genes in *Primula*, with one mapping to one of the *Oryza* pseudomolecules as opposed to another chromosome.

The genes highlighted in Figure 6.9d) again show a similar pattern to others discussed already. In this instance, homologues *PvG30* and *PvG43*, two genes over 119 kb apart in *Primula*, have been identified under 36 kb apart within Chromosome

5 of *O. sativa*. Reference to the locus names of the *O. sativa* homologues *PvG30* and *PvG43* in Table 6.4 show that a similar number of genes lie between these two genes in both species, supporting the suggestion that these two genes have been conserved relative to each other but without any conservation of the genes between them.

The final group of genes identified close to each other in both *Oryza* and *Primula* is shown in Figure 6.9e). In contrast to the pairs of genes shown in Figures 6.9a) to d), this group consists of four genes, making it the largest cluster of genes identified within *O. sativa*. However, closer inspection of Figure 6.9e) shows that this cluster in fact contains the pair of genes *PvG36* and *PvG38*, which lie closely together, and the two genes *PvG29* and *PvG45*, which are separated from both these first two genes and each other. Although, alone, *PvG19* and *PvG45* would not have been considered a ‘cluster’, they have been included as they are still close to each other relative to the large scale of the 29 mb Chromosome 11. Additionally, whilst *PvG29* and *PvG45* appear distant within the assembled *Primula* contig, it must be taken into consideration that the entire 510 kb sequence represents a relatively small region of the entire *P. vulgaris* genome. As such, the identification of these four genes within 145 kb of each other in *Primula* and within 398 kb of each other in *Oryza* can still be seen as significant. Within this group, the pair of *PvG36* and *PvG38* remains the most important, mapping to loci within 11 kb of each other in *Primula* and within 132 kb of each other in *Oryza*. Unlike the examples discussed thus far, in which the number of intervening genes has remained similar in both species, the locus names of the genes, shown in Table 6.4, suggest a much greater number of intermediary genes in *O. sativa*. From the data available, it is unclear whether this is due to a loss of genes by *Primula* or a gain of genes by *Oryza* as the two species evolved separately.

### 6.3.5 Patterns of genetic distribution identified through syntenic mapping

By using the 51 genes identified and annotated within the assembled *P. vulgaris* sequence as queries with which to search the genomes of different plant species, it has been possible to observe how gene order has been conserved between different plant species. Furthermore, it has also been possible to determine patterns in this conservation and to identify groups of genes that can be found clustered together in other species as well as in *P. vulgaris*.

By selecting the species *A. thaliana*, *S. lycopersicum*, *M. truncatula* and *O. sativa* as species for comparison it has been possible to identify trends in the way that gene order has been conserved as the phylogenetic distance from *P. vulgaris* has increased. As the species that is the most closely related to *P. vulgaris*, belonging to the same clade within the Core Eudicots, *S. lycopersicum* showed the highest level of conservation of gene order. Although *PvG1-51* identified homologues throughout the *Solanum* genome, there was a high concentration of homologues on Chromosome 6, with many of the same genes found very close to each other, if not immediately next to each other, in both species. This is significant as it demonstrates that much of the gene order observed in this region of the *P. vulgaris* genome existed before the *Primulaceae* and *Solanaceae* diverged from their common ancestor. As such, the *Primula S* locus must have converged within this region after the *Primulaceae* diverged to become a separate genus.

Although a number of genes were found outside of the cluster seen on Chromosome 5, less than one third of those identified were found away from any other, providing further evidence that the relatively close relationship between the two species had only allowed limited genetic redistribution.

Using Figure 6.1, alone, it is difficult to determine which of the four species investigated shows the second highest level of gene order conservation to *P. vulgaris*. However, through the syntenic mapping of genes *PvG1-51*, it can be seen that a greater conservation of gene order exists between *P. vulgaris* and *A. thaliana* than in *M. truncatula*. As seen in Figure 6.2, when homologues of *Primula* genes were identified and mapped in *Arabidopsis*, a number of them were found on Chromosome 1. Although some homologues were found on each of the other *Arabidopsis* chromosomes, there is a clear concentration of them in this single area. Further to this, many of the genes identified within these clusters, were found in similar clusters within the *Primula* sequence. Through comparison of Figure 6.2a) and Figure 6.3a), it is clear that the same level of conservation has not occurred in *Arabidopsis* as was seen in *Solanum*. Similarly, further comparison with Figure 6.4a) shows even less conservation of gene order between *Primula* and *Medicago*, and no clear concentration of genes is seen within a single chromosome. As such, this suggests the *A. thaliana* is more closely related to the *Primulaceae* than *M. truncatula*.

The three species discussed so far show differing levels of synteny when compared to the assembled *P. vulgaris* sequence, typically demonstrating a larger change in gene order as the two species have become increasingly distant. However, *S. lycopersicum*, *A. thaliana* and *M. truncatula* remain relatively closely related to *P. vulgaris* within the plant kingdom. Mapping homologues identified in *O. sativa*, a monocot species, has allowed for comparison with a much more distantly related species. Although a number of clusters of genes were identified and presented in 6.3.4, the majority of these comprised of only two genes while the final cluster, though consisting of four genes, contained two that were far enough removed to be

considered isolated. Although each gene within these pairs appeared to maintain a similar relationship to its partner in both *Primula* and *Oryza*, the spread of other genes throughout the genome suggested that little conservation had occurred. As a result, and in contrast to the eudicot species discussed, any preservation of gene order between *Oryza* and *Primula* appears to be due to mechanisms specific to pairs of genes, as opposed to a wider conservation that also included their surroundings.

The results discussed in this chapter shed light on the distribution of 51 genes adjacent to the *P. vulgaris* *S* locus. In particular, they demonstrate that the genes in this region can also be found in a similar order in other species. As the phylogenetic distance between *P. vulgaris* and other species grows, the level of conservation seen diminishes. Significantly, a particularly high level of conservation exists in the order of these genes between *Primula* and *Solanum*. This synteny between the two species shows that the gene order described in Chapter 5 must have existed prior to the divergence of the *Primulaceae* and the *Solanaceae* from a common ancestor. Consequently, this gene order must also have existed before *G*, *P* and *A*, the key genes of the *S* locus, settled in this region; a discovery that will play a significant role in the work to determine the evolutionary origin of the *S* locus.



## CHAPTER SEVEN

### General Discussion and Conclusions

#### 7.1 General Discussion and Conclusions

There are a number of other species, both plant and animal, which demonstrate tight linkage between multiple loci. ‘Supergenes’ such as these are commonly found on sex chromosomes but a number of autosomal supergenes have also been documented, each demonstrating restricted levels of recombination (Lewis, 1942; Charlesworth, 1996; Schwander *et al.*, 2014). Examples of these include supergenes regulating Batesian mimicry in butterflies, plumage polymorphisms in *Zonotrichia albicollis* (white-throated sparrow) and shell colour in snails, as well as heteromorphic self-incompatibility systems like that seen in *Primula* species (Murray and Clarke, 1976; Joron *et al.*, 2006; Thomas *et al.*, 2008; Schwander *et al.*, 2014).

Furthermore, it has also been demonstrated that certain areas, such as those near to centromeres, also show low levels of recombination and closer inspection of many supergene loci has shown that they are often located in this region (Nachman, 2002; Schwander *et al.*, 2014). As the distance from these regions increases, the genome becomes more exposed to recombination. As a result, the areas immediately surrounding these protected regions are of great interest, in particular when examining the genes that are located there. Whilst McCubbin and Kao (1999) have stated that, in order for an *S* locus in any species to be functional, recombination must be suppressed, this is seen to differing degrees. In *Brassicaceae*, it has been shown that although the region immediately surrounding the *S* locus may be highly

polymorphic, the region between SLG and SRK (the female determinant) is strictly protected from recombination (Casselman *et al.*, 2000; Shiba *et al.*, 2003). Similarly, it has long been demonstrated that a very low rate of recombination exists within the *S* locus of *Solanaceae* species (Clark and Kao, 1991).

Heteromorphic species such as *Primula vulgaris* often demonstrate a tight link between heteromorphy and self-incompatibility, adding an extra layer of complexity to that which is seen in monomorphic self-incompatible species. As such, this conserved region of the genome, strictly protected against recombination is all the more interesting and, subsequently, so is the region surrounding it. The work described in this thesis has provided an important insight into this region immediately adjacent to the *P. vulgaris* *S* locus, successfully meeting the majority of aims set out in 1.8.

The initial aim of this project was to assemble a single contiguous sequence that could connect a number of genetic markers located on the *A* side of the *S* locus. The initial approach taken to this was to use sequence data from the *P. vulgaris* var. Blue Jeans BAC library to construct a sequence that joined the two markers *PvSLP1* and *PvGLO*. However, in order to generate a sequence that could be used reliably, it was important to use BACs that had all been derived from the same allele of the *S* locus. Chapter 3 describes the steps taken in the attempt to determine which BAC had been derived from each allele.

As discussed in 3.3, analysis of key BACs that would serve to provide a link between the two genetic markers generated mixed results. Although some BACs, such as 81B15, could be confidently attributed to the Thrum allele through the presence of the Thrum specific marker *PvSLP1* as well as Thrum specific restriction sites, others could not be so easily assigned. For example the opposing ends of the

BAC 2808 demonstrated homology to different alleles, suggesting that a recombination event had occurred within the region covered by the BAC. Further to this, data attained through the direct sequencing of PCR products conflicted with data attained through whole genome sequencing. As such, it was concluded that, although the BAC sequences could be used as a scaffold for the assembly of further sequence data, the BAC data itself would be unsuitable as a tool for the annotation of this regions, as any genes identified could not be attributed to either Pin or Thrum allele.

As described in 4.2.1, the BAC sequence data was subsequently used in this way, generating a single contiguous sequence that connected the two genetic markers PvSLP1 and *PvGLO* in the *P. vulgaris* cv. Blue Jeans genome. Subsequently the availability of wild type genomic sequence data, sequenced and assembled concurrently with the work described above provided the further data necessary to expand on this. Genomic sequence contigs, sequenced from wild type Pin individuals, could then be assembled together using the already assembled BAC sequences as a scaffold (see 4.2.2). While this change in DNA source, from a cultivated variety to wild type, inevitably led to differences between the scaffold and the sequences assembled against it, it was an essential step to ensure that the subsequently assembled sequence was as a true a representation as possible of the *P. vulgaris* genome. Furthermore, as discussed in Chapter 4, the use of genomic sequence data allowed for a great expansion of the sequence already assembled. The increased coverage afforded by whole genome sequencing, as opposed to the contigs assembled through the sequencing of discreet BACs allowed the construction of a sequence that not only joined the two markers PvSLP1 and *PvGlo*, but also extended to include *PvSLL1*. As a result the assembled sequence that physically connected a

gene that was tightly linked to the Thrum allele of the *S* locus (*PvSLL1*) and one that was known to recombine with the locus (*PvGLO*).

While this new sequence data provided a new insight into this region immediately adjacent to the *S* locus as per the first aim of this project outlined in 1.8, unfortunately it was not complete, with the sequence data instead assembled into three contigs that collectively spanned the region (named Seq1, Seq2 and Seq3). Although gaps remained between these three contigs, alignment of known BAC end sequence to Seq1, Seq2 and Seq3 revealed that the gaps between them were very small, according to the predicted lengths of the BAC ends used. As such, although it is thought that very little genomic data has remained unassembled within these gaps, it is hoped that the continued generation and assembly of genomic sequence data will help to bridge these and join the three sequences together.

Once assembled, Seq1, Seq2 and Seq3 provided a unique opportunity to identify the genes that were located within this region of the *P. vulgaris* genome and the chance to meet the second aim of this project, as described in 1.8. A total of 51 genes, serving a variety of functions, were identified within this region. While some of these were previously known, such as *PvG2* (*PvSLL1*) and *PvG49* (*PvGLO*), the majority of these were identified within *P. vulgaris* for the first time. As stated in 1.8, it was hoped that the annotation of the genes in this region would aid in the identification of *sepaloid*, especially as linkage data (such as that shown in Figure 1.5) suggested that it might be located in this area. However,, no reliable candidates were identified and the possibility that *sepaloid* is located in a different region of the genome must be considered.

The final aim of this project was to use the annotations discussed above in order to examine synteny between this region of the *P. vulgaris* genome and those of other

plant species. Through the identification of homologues of *PvGI-51* on the comparison species *A. thaliana*, *S. lycopersicum*, *M. truncatula* and *O. sativa*, each of the genes annotated in Chapter 5 were successfully mapped across these four species. The levels of synteny observed between these species and *P. vulgaris* was intriguing, particularly in *S. lycopersicum*, in which a very high level of gene order preservation was seen. This was of particular interest as it suggests that this gene order seen in *P. vulgaris* must have existed prior to the divergence of these two species and, subsequently the formation of the *S* locus. This conclusion is of great import as it provides an insight into the age and evolution of the locus as work continues to identify the genes the comprise it.

## Appendix A

Details of all primers used, including primer sequence and the melting temperature ( $T_m$ ) as determined by the manufacturer. All primers were synthesised by Eurofins MWG Operon.

### Chapter 2

The following primers were used to amplify and sequence inserts from plasmids generated using the Promega pGEM-T Easy Vector System.

<u>Primer Name</u>	<u>Primer Sequence</u>	<u><math>T_m</math> (°C)</u>
SP6	TATTTAGGTGACACTATAG	42
T7	TAATACGACTCACTATAGGG	43

### Chapter 3

The following primers were used to amplify the BAC end sequences from each BAC.

<u>Primer Name</u>	<u>BAC</u>	<u>End</u>	<u>Primer Sequence</u>	<u><math>T_m</math> (°C)</u>
6K4.RF	6K4	R	AAATCACACAGTGGCCCTTTA	59.5
6K4.RR	6K4	R	CCTATTTGCGCATTTTTGGT	60.0
60I18.FF	60I18	F	GGAAACGAAGGTTTGCTCTG	59.9
60I18.FR	69I18	F	CAACCCAAAAGGTGTAGTTGG	59.4
71C24.FF	71C24	F	GTGAAGGGTTTGCACTTGCT	60.3
71C24.FR	71C24	F	CCTTTCGAAAAGTGGTCCAA	60.1
28D21.FF	28D21	F	GCGGCGGGTAACTTTGATA	61.0
28D21.FR	28D21	F	TGAGCTTATGAGTTTGCGAAAG	59.7
20E12.FF	20E12	F	TTTTGGGCATTGTTTTTCAA	59.0
20E12.FR	20E12	F	AAGGGGATGCATAGTTGCAC	60.0
65K20.RF	65K20	R	AAAGGCACTGATACGGGATG	60.0
65K20.RR	65K20	R	ATGAAGGTTGATTGCGTTCC	59.9
51M17.FF	51M17	F	ATTGCGTTCGGTATTGGTTC	59.8
51M17.FR	51M17	F	ATTTGTTTGGTGGTGGTGGT	60.0
81B15.FF	81B15	F	GCGGGAAGTAGTGGAACAAA	60.1
81B15.FR	81B15	F	CAATCTGAGCCGTGGTTACA	59.7
81B15.RF	81B15	R	GGTGCAAAGCAAAGCACT	60.4
81B15.RR	81B15	R	ACAACTTGGTTGGGCAAAT	59.3
46P3.FF	46P3	F	TCGGGAGGCTGAAAATTGTA	60.6
46P3.FR	46P3	F	CCATAAACTACGTGATTTACTTTTGAA	59.1
46P3.RF	46P3	R	TTTATAACTAACGGGGCCACA	59.4
46P3.RR	46P3	R	TCTGATTCCGTCCTGGATG	59.6
9B24.FF	9B24	F	ACCCAATGTGCTGGAAAGTC	60.0

9B24.FR	9B24	F	AACAAAGCCAACGGTTCAAG	60.1
9B24.RF	9B24	R	ATGACGAGGCGGATACTGAC	60.1
9B24.RR	9B24	R	ACGACTGGTGTGAACGGAAT	60.4
28O8.FF	28O8	F	AGGGAGGAGGCTTTGACACT	60.3
28O8.FR	28O8	F	AAAAGAAAAACCCACGCAA	59.6
28O8.RF	28O8	R	CGACCAAATATGGTGGCTCT	60.0
28O8.RR	28O8	R	GGGATGAGTCTCCAAGCAG	59.8

#### Chapter 4

The following primers were used to orientate contigs within the BACs 81B15, 46P3, 9B24 and 28O8.

<u>Primer Name</u>	<u>BAC</u>	<u>Sub-contig</u>	<u>Primer Sequence</u>	<u>T<sub>m</sub> (°C)</u>
2A4R1	81B15	4	CCGGATTTTAGGGTTTTGCT	55.3
2A7F1	81B15	7	GGAGCTACAGGTCCGAACAC	61.4
2A9R1	81B15	9	TGCATGTGGGTGAATATTTAGA	54.7
2A9F1	81B15	9	GCGAAACGAGACTGTCATTG	57.3
2B1R1	46P3	1	ATTTTCAGCCTCCCGATCA	54.5
2B2R1	46P3	2	TCGAGCCATATTATTTTCCTGT	54.7
2B4R1	46P3	4	AGAATGCTGAAGTGGGCTGT	57.3
2B4F1	46P3	4	CAGATTTGTTCTTGCTTTTTGG	54.7
2B6F1	46P3	6	TCAAGCCAACGATGCATAAC	55.3
2B6R1	46P3	6	TGTGACTGGTGCTTGTTTGG	57.3
2B7F1	46P3	7	TGTGACTGAAATCAGTAGAGAGAGAGA	61.9
2B7R1	46P3	7	AATAAAAATGTCAAATCCAAAAGA	51.5
2B11F1	46P3	11	CCAATTTCAATTCCAATGCAC	54.0
2B11R1	46P3	11	TCTGGAAAATAATCGACACTGC	56.5
2C10R1	9B24	10	CACAGCAAGTTGGGATCGTA	59.7
2C11F1	9B24	11	TTTTGCGTTTTTCGGATTTT	49.1
4A1F1	28O8	1	GCACCTTGTCCCTTCTACCA	59.3
4A1R1	28O8	1	TCACATATCACCAACGACTGC	57.9
4A2F1	28O8	2	GCTTGTGGGGATTTAATGTGA	55.9
4A3F1	28O8	3	CCCTCATGGAGACTGCACTT	59.4
4A3R1	28O8	3	CAATGTACTIONTGGGCACCTGA	57.3
4A4R1	28O8	4	AGCGTTCTTATGGAGCAGTTG	57.9
4A7F1	28O8	7	ACCCGCAGCGAATGATAGTA	57.3
4A7R1	28O8	7	CCGGTTTTGTAGACCAACCA	57.3
4A9F1	28O8	9	TTGAACCTTAACCTTTTCTGCCTA	58.1
4A9R1	28O8	9	CTGGCTTCTTGCGAAAACAT	55.3
4A11F1	28O8	11	TTTTTGCCAGTTTTGTGACC	53.2
4A11R1	28O8	11	TTTGTGAAATCGCCGTATG	53.2

## Chapter 5

The following primers were used to amplify the 3' regions of genes *PvG1-PvG51*

<u>Primer Name</u>	<u>Gene</u>	<u>F/R</u>	<u>Sequence</u>	<u>Tm (°C)</u>
PGP1.F	<i>PvG1</i>	F	CAAACATACAGCACGGGAAA	59.6
PGP1.R	<i>PvG1</i>	R	GAGCGTCATATGCAGTGGAA	59.8
PGP2.F	<i>PvG2</i>	F	CGTGGTCATATTCCAGCAA	59.5
PGP2.R	<i>PvG2</i>	R	TCTGCACACAAACACAAAAGAA	59.4
PGP3.F	<i>PvG3</i>	F	AAGACGTAACCTCGGCAAAGC	59.5
PGP3.R	<i>PvG3</i>	R	TTTGGGAATGATATCCCTTGA	59.2
PGP4.F	<i>PvG4</i>	F	TGATTTGAACTCTGGCGATG	59.8
PGP4.R	<i>PvG4</i>	R	TGGTGTCTGCATTTGCTTC	59.8
PGP5.F	<i>PvG5</i>	F	CTCAAATCACGCGATTCTC	60.7
PGP5.R	<i>PvG5</i>	R	CTCGTGAACGCTAATTGCTC	58.7
PGP6.F	<i>PvG6</i>	F	CCGGCACTCTTTAACTGGAA	60.2
PGP6.R	<i>PvG6</i>	R	AGTGAGTCGGCATCGACTTT	59.9
PGP7.F	<i>PvG7</i>	F	CTTGCTTGACATTCGAGTC	59.6
PGP7.R	<i>PvG7</i>	R	ACCTGATCCCGGTTTCTCTT	59.9
PGP7.F	<i>PvG8</i>	F	AAAAGGTCCCAAACCACCTC	60.2
PGP8.R	<i>PvG8</i>	R	CACAACAAAAGGCAAGAAGG	59.8
PGP9.F	<i>PvG9</i>	F	TATTGCTAAGGGGACGTTGC	60.1
PGP9.R	<i>PvG9</i>	R	GGGTTCTAGCCAAAACAAGC	58.8
PGP10.F	<i>PvG10</i>	F	TATTGCTAAGGCGAGGTTGC	60.4
PGP10.R	<i>PvG10</i>	R	AAAACGCAACGAAAACCAC	60
PGP11.F	<i>PvG11</i>	F	CCAAGGTGCGGAAAACATAG	60.6
PGP11.R	<i>PvG11</i>	R	AAGCAAGCATGATGCGATAA	59.4
PGP12.F	<i>PvG12</i>	F	CAGTACTGCAGGTCGTGGTG	60.4
PGP12.R	<i>PvG12</i>	R	TGGCTCATCTCTGGGAGGTA	60.8
PGP13.F	<i>PvG13</i>	F	TCGGTTTTTCGGTTTCAGTC	60.1
PGP13.R	<i>PvG13</i>	R	CCTGCAACTGTACCTGCGTA	59.9
PGP14.F	<i>PvG14</i>	F	GGGTGTTTTGTTTGGGATTG	60.1
PGP14.R	<i>PvG14</i>	R	TCCAATGACTGCAAATGGAA	60.0
PGP15.F	<i>PvG15</i>	F	AATTGAAGATGGCGGAAATG	59.9
PGP15.R	<i>PvG15</i>	R	GGGTTGTAACGGGTTGTGAC	60.1
PGP16.F	<i>PvG16</i>	F	TCGGATGAACTTGCTCTCCT	60
PGP16.R	<i>PvG16</i>	R	AGCCTTGGCCCAGTAAAAAT	60
PGP17.F	<i>PvG17</i>	F	GTTGCCAATGGGTGGATAAG	60.2
PGP17.R	<i>PvG17</i>	R	AATTTGCAAGTAATCGGTCACA	59.5
PGP18.F	<i>PvG18</i>	F	GATGATAAATGGGGCAAACG	60.2
PGP18.R	<i>PvG18</i>	R	TCACAGGGCAAATCACAAA	60.1
PGP19.F	<i>PvG19</i>	F	TTTGTGATTTTGCCCTGTGA	60.1
PGP19.R	<i>PvG19</i>	R	TTCGGGGTTCAAGTTTGTGTC	59.9
PGP20.F	<i>PvG20</i>	F	GTTGACTTTTGCCATCACC	60.4
PGP20.R	<i>PvG20</i>	R	GCTGCCAGGTGCTTATATGG	60.6
PGP21.F	<i>PvG21</i>	F	ATTGACCATGCCCAAGAATC	59.8
PGP20.R	<i>PvG21</i>	R	TCAAATCGGAGCACTCAAAA	59.4
PGP21.F	<i>PvG22</i>	F	GGATGTGATCGCCAAGTACA	59.5
PGP22.R	<i>PvG22</i>	R	CGCACCTAAAGAATAGTGGA	59.2
PGP23.F	<i>PvG23</i>	F	CCAAAACCTGAAAAGCTAACCAAA	59.7



PGP23.R	PvG23	R	GCCATCAAATGGAAATGGAA	60.6
PGP24.F	PvG24	F	ACCCCAAGAAAAACAAGCATT	59.9
PGP24.R	PvG24	R	TTCGGTTTGTGATCGTCAAG	59.7
PGP25.F	PvG25	F	AGTGCCTAAGAACCTCACC	59.5
PGP25.R	PvG25	R	CAAGCTATGATTCTCTCGCAAC	59.1
PGP26.F	PvG26	F	ACCACCGGTTCTGACTATGC	60.0
PGP26.R	PvG26	R	CTAAGTTGGGTCGTGTTGGG	60.4
PGP27.F	PvG27	F	GCTCACAACAAACCCTGACA	59.7
PGP27.R	PvG27	R	AGTTTGGGATGCCGAAAATA	59.4
PGP28.F	PvG28	F	TTAGGAGGGACCATCAATGC	59.9
PGP28.R	PvG28	R	TGAGTGGTTGAGTGATAATCTGTT	57.8
PGP29.F	PvG29	F	AAACCACAGGCTGATTTCCA	60.5
PGP29.R	PvG29	R	CGATGGAGATCGTACCAAAGA	60.1
PGP30.F	PvG30	F	TGCAAATGTCATTGCTGGAT	60.1
PGP30.R	PvG30	R	CGGGTTTGATCCCAATTTTT	60.9
PGP31.F	PvG31	F	CTCGGGAGCATATTCCTTT	60.4
PGP31.R	PvG31	R	AAAATCGCGCAGAAAAACAT	59.7
PGP32.F	PvG32	F	AAAACGAGCCTCCGGAAC	60.2
PGP32.R	PvG32	R	TGGGTGTTGTTTTGTGAGGA	60
PGP33.F	PvG33	F	TGTGCAGTGTGGAGAGTCC	59.9
PGP33.R	PvG33	R	CTTCCTGAAAGAGCACCTCAA	59.6
PGP34.F	PvG34	F	GTGTGCCCAAATTGGCTAT	59.8
PGP34.R	PvG34	R	CACTACTCCCGCTTCCATT	59.2
PGP35.F	PvG35	F	CAGTTTCGAACCGGTATAAGC	58.8
PGP35.R	PvG35	R	TGATGGACAATGTCGGAGAA	60
PGP36.F	PvG36	F	CCTCCCTACACACCCAAGAA	60
PGP36.R	PvG36	R	TCCTTTCCTCCTCTTGTTAGC	59
PGP37.F	PvG37	F	ATTGCGGCAGGCTTTGTAG	61.3
PGP37.R	PvG37	R	CCCTCTTCTTGAATGCACAA	58.8
PGP38.F	PvG38	F	CCCTCATCTCTATAGCAACTCTG	58.6
PGP38.R	PvG38	R	TGCAACTCTTCTCAAAGCAA	60.2
PGP39.F	PvG39	F	GCAGTAGCCAAATTGCAACA	59.9
PGP39.R	PvG39	R	ATTCGTCTCACCGTTCCAG	60.1
PGP40.F	PvG40	F	CGGACTTGTCATGAGCTGAA	60
PGP40.R	PvG40	R	GTCGTATCGGCATGGAAACT	60
PGP41.F	PvG41	F	GGGAGCCACCAAAAACACTA	60
PGP41.R	PvG41	R	CCAAGAAAAGCGGCAAAATA	60.2
PGP42.F	PvG42	F	TCCTCCCTCTATACCGTTGG	59.0
PGP42.R	PvG42	R	GGGATTGAGCATCCAAAATG	60.3
PGP43.F	PvG43	F	AATCGTATGCGCCATTCAAG	61
PGP43.R	PvG43	R	ATGGTAGCATGAGCGGGTAA	60.5
PGP44.F	PvG44	F	CGATAGGCAATTAGCCGATATT	22
PGP44.R	PvG44	R	TTTGATAGCCTCAGAATTTTGAAT	25
PGP45.F	PvG45	F	AAGTTGGCTTGAACGGGATT	60.9
PGP45.R	PvG45	R	GGTCCACAGCTTGATTCGT	60.1
PGP46.F	PvG46	F	AACCTCCAAGACCCAGTTC	60.3
PGP46.R	PvG46	R	ACAATGTCCAGCAAGCTTCA	59.4
PGP47.F	PvG47	F	CCCCTCACTTGTAACCCAAC	59.3
PGP47.R	PvG47	R	AAAACGCTGAAATGGCTTC	59.3
PGP48.F	PvG48	F	AAGACAAGTGTTTTATCTGGATCAT	57.4
PGP48.R	PvG48	R	TGGTATAGCTCGACACAGCA	58
PGP49.F	PvG49	F	GGATATAGAAGCGGGGAAA	60.2

<b>PGP49.R</b>	<i>PvG49</i>	<b>R</b>	<b>AGGCATTGCGTAATCCGTA</b>	<b>59.2</b>
<b>PGP50.F</b>	<i>PvG50</i>	<b>F</b>	<b>GGATTAGGGGTTTTTCGGGTA</b>	<b>60</b>
<b>PGP50.R</b>	<i>PvG50</i>	<b>R</b>	<b>CGGGAGTACTTGCAACAAAAA</b>	<b>60.2</b>
<b>PGP51.F</b>	<i>PvG51</i>	<b>F</b>	<b>ACGCGAACAAGAGGAGTCAT</b>	<b>59.9</b>
<b>PGP51.R</b>	<i>PvG51</i>	<b>R</b>	<b>TGTATCGGTGTTTCCTGTGC</b>	<b>59.6</b>

## References

- Al Wadi, H. and Richards, A.J. (1993) Primary homostyly in *Primula* L. subgenus *Sphondylia* (Duby) Rupr. and the evolution of distyly in *Primula*. *New Phytologist* 124, 329-388
- Barrett, S.C.H. (1978) Heterostyly in a tropical weed: The reproductive biology of the *Turnera ulmifolia* complex (*Turneraceae*). *Canadian Journal of Botany* 56, 1713-1725
- Barrett, S.C.H. (1990) The Evolution and Adaptive Significance of Heterostyly. *Trends in Ecology and Evolution* 5, 144-148
- Barrett, S.C.H. (1998) The evolution of mating strategies in flowering plants. *TRENDS in Plant Science* 3, 335-341
- Barrett, S.C.H. (2002a) The Evolution of Plant Sexual Diversity. *Nature Reviews Genetics* 3, 274-284
- Barrett, S.C.H. (2002b) Sexual interference of the floral kind. *Heredity* 88, 154-159
- Barrett, S.C.H. and Shore, J. S. (1987) Variation and Evolution of Breeding Systems in the *Turnera ulmifolia* L. complex (*Turneraceae*). *Evolution* 41, 340-354

Barrett, S.C.H., Cole, W.W., Arroyo, J., Cruzan, M.B. and Lloyd, D.G. (1997) Sexual polymorphisms in *Narcissus triandrus* (Amaryllidaceae): is this species tristylous? *Heredity* 78, 135-145

Barrett, S.C.H., Jesson, L.K and Baker, M.B. (2000) The Evolution and Function of Styler Polymorphisms in Flowering Plants. *Annals of Botany* 85(A), 253-265

Barrett, S.C.H., Wilken, D.H. and Cole, W.W. (2000) Heterostyly in the Lamiaceae: the case of *Salvia brandegeei*. *Plant Systematics and Evolution* 223, 211-219

Bateson, W. and Gregory, R.P. (1905) On the inheritance of heterostylism in *Primula*. *Proceedings of the Royal Society of London. Botany* 76, 581-586

Bikandi, J., San Millán, R., Rementeria, A., and Garaizar, J. (2004) *In silico* analysis of complete bacterial genomes: PCR, AFLP-PCR, and endonuclease restriction. *Bioinformatics* 20:798-9.

Bodmer, W.F. (1958) Natural crossing between Homostyle plants in *Primula vulgaris*. *Heredity* 12, 363-370

Bodmer, W.F. (1960) The Genetics of Homostyly in Populations of *Primula vulgaris*. *Philosophical Transactions of the Royal Society of London. Botany* 242, 517-549

Bowers, K.A.W. (1975) The Pollination Ecology of *Solanum rostratum* (Solanaceae). *American Journal of Botany* 62, 633-638

Breathnach, R. and Chambon, P. (1981) Organization and Expression of Eucaryotic Split Genes Coding For Proteins. *Annual. Review of Biochemistry* 50, 349-383

Brewbaker, J.L. (1957) Pollen cytology and self-incompatibility systems in plants. *Journal of Heredity* 48, 271-277

Casselman, A.L., Vrebalov, J., Conner, J.A., Singhal, A., Giovannoni, J., Nasrallah, M.E. and Nasrallah, J.B. (2000) Determining the Physical Limits of the Brassica *S* Locus by Recombinational Analysis. *The Plant Cell* 12, 23-33

Cawoy, V., Ledent, J., Kinet, J. and Jacquemart, A. (2009) Floral Biology of Common Buckwheat (*Fagopyrum esculentum* Moench). *The European Journal of Plant Science and Biotechnology* 3, 1-9

Chapman, L.A. and Goring, D.R. (2010) Pollen-pistil interactions regulating successful fertilization in the Brassicaceae. *Journal of Experimental Botany* 61, 1987-1999

Charlesworth, N. (1996) The evolution of chromosomal sex determination and dosage compensation. *Current Biology* 6, 149-162

Charlesworth, D. (1988) Evolution of homomorphic Sporophytic self-incompatibility. *Heredity* 60, 445-453

Charlesworth, D. and Charlesworth B. (1979a) A Model for the Evolution of Distyly. *The American Naturalist* 114, 467-498

Charlesworth, B. and Charlesworth, D. (1979b) The Maintenance and Breakdown of Distyly. *The American Naturalist* 114, 499-513

Charlesworth, D. and Charlesworth, B. (1987) Inbreeding Depression and its Evolutionary Consequences. *Annual Review of Ecology and Systematics* 18, 237-268

Chuck, G., Lincoln, C. and Hake, S. (1996) *KNATI* Induces Lobed Leaves with Ectopic Meristems When Overexpressed in Arabidopsis. *The Plant Cell* 8, 1277-1289

Clapham, S. (1971) *Primulas*. Newton Abbot: David & Charles

Clark, A.G. and Kao, T. (1991) Excess nonsynonymous substitution at shared polymorphic sites among self-incompatibility alleles of Solanaceae. *PNAS* 88, 9823-9827

Cocker, J., Webster, M.A., Li, J., Wright, J., Kaithakottil, G.G., Swarbrek, D. and Gilmartin, P.M. submitted. *Oakleaf*: an *S* locus-linked mutation of *Primula vulgaris* that affects leaf and flower development. *New Phytologist*

Coen, E.S. and Meyerowitz, E.M. The war of the whorls: genetic interactions controlling flower development. *Nature* 353, 31-37

Coleman, C.E. and Kao, T. (1992) The flanking regions of two *Petunia inflata* S alleles are heterogenous and contain repetitive sequences. *Plant Molecular Biology* 18, 725-737

Crosby, J.L. (1940) High Proportions of Homostyle Plants in Populations of *Primula vulgaris*. *Nature* 145, 672-673

Crosby, J.L. (1949) Selection of an unfavourable gene complex. *Evolutionary Ecology Research* 3, 212-230

Crosby, J.L (1958) Outcrossing on Homostyle Primroses. *Heredity* 13, 127-131

Darwin, C. (1862) On the two forms or dimorphic conditions in the species of *Primula*, and on their remarkable sexual relations. *Journal of the Proceedings of the Linnean Society of London. Botany* 6, 77-96

Darwin, C. (1863) On the existence of two forms, and on their reciprocal sexual relation, in several species of the genus *Linum*. *Journal of the Proceedings of the Linnean Society of London. Botany* 6, 69

Darwin, C. (1877) *The different forms of flowers on plants of the same species*.  
London: John Murray

De Folter, S., Shchennikova, A.V., Franken, J., Busscher, M., Baskar, R., Grossniklaus, U., Angenent, G.C. and Immink, R.G.H. (2006) A  $B_{sister}$  MADS-box gene involved in ovule and seed development in petunia and Arabidopsis. *The Plant Journal*. 47, 934-946

De Graaf, B.H.J., Rudd, J.J. Wheeler, M.J. Perry, R.M., Bell, E.M., Osman, K., Franklin, F.C.H. and Franklin-Tong, V.E. (2006) Self-incompatibility in *Papaver* targets soluble inorganic pyrophosphatases in polln.. *Nature* 444, 490-493

de Nettancourt, D. (2001) *Incompatibility and Incongruity in Wild and Cultivated Plants*. Berlin/Heidelberg/New York: Springer-Verlag

Dowrick, V.P.J.(1956) Heterostyly and homostyly in *Primula obconica*. *Heredity* 10, 219-236

van Dijk, W. (1943) La découverte de l'hétérostyle chez *Primula* par Ch.DE l'Écluse et P. Reneaulme. *Nedelandisch Kruidkundig Achief*. 53, 81-85

Dulberger, R. (1975) S-Gene Action and the Significance of Characters in the Heterostylous Syndrome. *Heredity* 35, 407-415



Dulberger, R. (1990) Release of proteins from the pollen wall of *Linum grandiflorum*. *Sexual Plant Reproduction* 3, 18-22

East, E.M. (1940) The Distribution of Self-Sterility in the Flowering Plants. *Proceedings of the American Philosophical Society* 82, 449-518

Eaves, D.J., Flores-Ortiz, C., Haque, T., Lin, Z., Teng, N. and Franklin-Tong, V.E. (2014) Self-incompatibility in *Papaver*: advances in integrating the signalling network. *Biochemical Society Transactions* 42, 370-376

Ebert, P. R., Anderson, M.P., Bernatzky, R., Altschular, M. and Clarke, A.E. (1989) Genetic Polymorphism of Self-Incompatibility in Flowering Plants. *Cell* 56, 255-262

Ernst, A. (1932) Weitere Studien über die Vererbung der Calycanthemie bei *Primula*. *Archive der Julius Klaus Stiftung für Vererbungsforschung Sozialanthropologie und Rassenhygiene* 6, 277-375

Ernst A. (1933) Weitere Untersuchungen zur phananalyse zum fertilitatsproblem und zur genetik heterostyler Primeln. I. *Primula viscosa*. *Archive der Julius Klaus Stiftung für Vererbungsforschung Sozialanthropologie und Rassenhygiene* 8, 1–215.

Ernst A. (1936a) Erbllichkeitsforschungen an calycanthemen Primeln. *Theoretical and Applied Genetics* 8, 313–324.

Ernst A. (1936b) Weitere untersuchungen zur Phänanalyse zum Fertilitätsproblem und zur Genetik heterostyler Primeln. II. *Primula hortensis*. *Archive der Julius Klaus Stiftung für Vererbungsforschung Sozialanthropologie und Rassenhygiene* 11, 1–280

Ernst A. (1955) Self-fertility in monomorphic *Primulas*. *Genetica* 27, 391-448

Franklin-Tong, V.E. and Franklin, F.C.H. (2003) Gametophytic self-incompatibility inhibits pollen tube growth using different mechanisms. *TRENDS in Plant Science* 8, 598-605

Ganders, F.R. (1979) The biology of heterostyly. *New Zealand Journal of Botany* 17, 607-635

Gaude, T. and McCormick, S. (1999) Signaling in pollen-pistil interactions. *Cell and Developmental Biology* 10, 139-147

Gerard, G. (1597) *The herbal or general historie of plantes*. London: John Norton

Ghosh, S. and Shivanna, K.R. (1980) Pollen–Pistil Interaction in *Linum grandiflorum*. Scanning Electron Microscopic Observations and Proteins of the Stigma Surface. *Planta* 149, 257-261

Gibbs, P.E. (1986) Do Homomorphic and Heteromorphic Self-Incompatibility Systems Have the Same Sporophytic Mechanism. *Plant Systematics and Evolution* 154, 285-323

Golz, J.F., Clarke, A.E. and Newbigin, E. (1995) Self-incompatibility in flowering plants. *Current Opinion in Genetics and Development* 5, 640-645

Gu, T., Mazzurco, M., Sulaman, W., Matias, D.D. and Goring, D.R. (1998) Binding of an ARM repeat protein to the kinase domain of the S-locus receptor kinase. *PNAS* 95, 382-387

Haasen, K.E. and Goring, D.R. (2010) The recognition and rejection of self-incompatible pollen in the Brassicaceae. *Botanical Studies* 51, 1-6

Hay, A. and Tsiantis, M. (2006) The genetic basis for differences in leaf form between *Arabidopsis thaliana* and its wild relative *Cardamine hirsute*. *Nature Genetics* 38, 942-947

Hearn, M.J., Franklin, F.C.H. and Ride, J.P. (1996) Identification of a membrane glycoprotein in pollen of *Papaver rhoeas* which binds stigmatic self-incompatibility (S-) proteins. *The Plant Journal* 9, 467-475

Heslop-Harrison, Y. and Shivanna, K.R. (1977) The Receptive Surface of the Angiosperm Stigma. *Annals of Botany* 41, 1233-1258

Hildebrand, F. (1863) *De la variation des animaux et des plantes a l'état domestique*. Paris: C. Reinwald

Hiscock, S.J. and McInnis, S.M. (2003a) The Diversity of Self-Incompatibility Systems in Flowering Plants. *Plant Biology* 5, 23-32

Hiscock, S.J. and McInnis, S.M. (2003b) Pollen recognition and rejection during the sporophytic self-incompatibility response: *Brassica* and beyond. *TRENDS in Plant Science* 8, 606-613

Huang, S., Blanchoin, L. Chaudhry, F. Franklin-Tong, V.E. and Srtaiger, C.J. (2004) A gelsolin-like Protein from *Papaver rhoeas* Pollen (PrABP80) Stimulates Calcium-regulated Severing and Depolymerization of Actin Filaments. *The Journal of Biological Chemistry* 279, 23364-23375

Igic, B., Lande, R. and Kohn, J.R. (2008) Loss of Self-Incompatibility and Its Evolutionary Consequences. *International Journal of Plant Sciences* 169, 93-104

Indrioli, E. and Goring, D.R. (2014) A conserved role for the ARC1 E3 ligase in Brassicaceae self-incompatibility. *Frontiers in Plant Science* 5: 181

Indrioli, E., Tharmapalan, P., Wright, S.I. and Goring, D.R. (2012) The *ARC1* E3 Ligase Gene Is Frequently Deleted in Self-Compatible Brassicaceae Species and Has a Conserved Role in *Arabidopsis lyrata* Self-Pollen Rejection. *The Plant Cell* 24, 4607-4620

Iwano, M. and Takayama, S. (2012) Self/non-self discrimination in angiosperm self-incompatibility. *Current Opinion in Plant Biology* 15, 78-83

Jesson, L.K. (2002) the evolution and functional significance of enantiostyly in flowering plants. PhD. Dissertation. University of Toronto, Toronto, Ontario, Canada.

Jesson, L.K. and Barrett, S.C.H. (2002) Solving the puzzle of mirror-image flowers. *Nature* 417, 707

Jesson, L.K., Kang, J., Wagner, S.L., Barrett, S.C.H. and Dengler, N.G. (2003) The Development of Enantiostyly. *American Journal of Botany* 90, 183-195

Joron, M., Papa, R., Beltran, M., Chamberlain, N., Mavarex, K., Baxter, S., Abanto, M., Bermingham, E., Humphray, S.J., Rogers, J., Beasley, H., Barlow, K., ffrench-Constant, R.H., Mallet, J., Mcmillan, W.O. and Jiggins, C.D. (2006) A Conserved Supergene Locus Controls Colour Pattern Diversity in *Heliconius* butterflies. *PLOS Biology* 4, e303

Kakita, M., Murase, K. Iwano, M., Matsumoto, T., Watanabe, M., Shiba, H., Isogai, A. and Takayama, S. (2007a) Two distinct forms of M-locus protein kinase localize to the plasma membrane and interact directly with Si-locus receptor kinase to transduce self-incompatibility signaling in *Brassica rapa*. *The Plant Cell* 19, 3961-3973

Kakita, M., Shimosato, H., Murase, K., Isogai, A. and Takayama, S. (2007b) Direct interaction between the S-locus receptor kinase and M-locus protein kinase involved in *Brassica* self-incompatibility signaling. *Plant Biotechnology* 24, 185-190

Kohn, J.R. and Barrett, S.C.H. (1992) Experimental Studies on the functional Significance of Heterostyly. *Evolution* 46, 43-55

Kuno, N., Muramatsu, T., Hamazato, F. and Furuya, M. (2000) Identification by Large-Scale Screening of Phytochrome-Regulated Genes in Etiolated Seedlings of *Arabidopsis* Using a Fluorescent Differential Display Technique. *Plant Physiology* 122, 15-24

Kurian, W. and Richards, A.J. (1997) A new recombinant in the heteromorphy 'S' supergene in *Primula*. *Heredity* 78, 383-390

Labonne, J.D.J. and Shore, J.S. (2011) Positional cloning of the *s* haplotype determining the floral and incompatibility phenotype of the long-styled morph of distylous *Turnera subulata*. *Molecular Genetics and Genomics* 285, 101-111

Labonne, J.D.J., Vaisman, A. and Shore, J.S. (2008) Construction of a first genetic map of distylous *Turnera* and a fine-scale map of the S-locus region. *Genome* 51, 471-478

Labonne, J.D.J., Tamari, F. and Shoer, J.S. (2010) Characterization of X-ray generated floral mutants carrying deletions at the *S*-locus of distylous *Turnera subulata*. *Heredity* 105, 235-243

Lawrence, M.J. (2000) Population Genetics of the Homomorphic Self-incompatibility Polymorphisms in Flowering Plants. *Annals of Botany* 85, 221-226

Lewis, D. (1942) The evolution of sex in flowering plants. *Biological Reivews* 17, 46-67

Lewis, D. (1943) The Physiology of Incompatibility in Plants II. *Linum grandiflorum*. *Annals of Botany* 26, 115-122

Lewis, D. (1979) *Sexual Incompatibility in Plants*. London: Edward Arnold Limited

Li, Q., Xu, Z., Kress, W.J., Xia, Y., Zhang, L., Deng, X., Gao, J. and Bai, Z. (2001) Flexible style that encourages outcrossing. *Nature* 401, 432

Li, J., Webster, M., Furuya, M. and Gilmartin, P.M. (2007) Identification and characterization of pin and thrum alleles of two genes that co-segregate with the *Primula S* locus. *The Plant Journal* 51, 18-31

Li, J., Webster, M., Dudas, B., Cook, H.E., Manifold, I.W., Davies, B.H., and Gilmartin, P.M. (2008) The *S* locus-linked *Primula* homeotic mutant *sepaloid* shows

characteristics of a B-function mutant but does not result from mutation in a B-function gene. *The Plant Journal* 56, 1-12

Li, J., Dudas, B., Webster, M.A., Cook, H.E., Davies, B.H. and Gilmartin, P.M. (2010) Hose in Hose, an S locus-linked mutant of *Primula vulgaris*, is caused by an unstable mutation at the Globosa locus. *PNAS* 107, 5664-5668

Li, J., Webster, M.A., Smith, M.C. and Gilmartin, P.M. (2011) Floral heteromorphy in *Primula vulgaris*: progress towards isolation and characterization of the S locus. *Annals of Botany* 108, 715-726

Li, J., Webster, M., Wright, J., Cocker, J.M., Smith, M., Badakshi, F., Lim-Harrison, P. and Gilmartin, P.M. submitted. Integration of genetic and physical maps of the *Primula vulgaris* S locus and localization by chromosome *in situ* hybridization. *New Phytologist*

Lincoln, C., Long, J., Yamaguchi, J., Serikawa, K. and Hake, S. (1994) A *knotted1*-like Homeobox Gene in *Arabidopsis* is Expressed in the Vegetative Meristem and Dramatically Alters Leaf Morphology When Overexpressed in Transgenic Plants. *The Plant Cell* 6, 1859-1876

Lloyd, D.G. and Webb, C.J. (1986) The avoidance of interference between the presentation of pollen and stigmas in angiosperms I. Dichogamy. *New Zealand Journal of Botany* 24, 135-162



Luu, D.T., Qin, X., Morse, D. and Cappadocia, M. (2000) S-RNase uptake by compatible pollen tubes in gametophytic self-incompatibility. *Nature* 407, 649-651

Manfield, I.W., Pavlov, V.K., Li, J., Cook, H.E., Hummel, F. and Gilmartin, P.M. (2005) Molecular characterization of DNA sequences from the *Primula vulgaris* S-locus. *Journal of Experimental Botany* 56, 117-1188

Mardis, E.R. (2008) Next-Generation DNA Sequencing Methods. *Annual Review of Genomics and Human Genetics* 9, 387-402

Marguiles, M., Egholm, M., Altman, W.E., Attiya, S., Bader, J.S., Bemben, L.A., Berka, J., Braverman, M.S., Chen, Y., Chen, Z., Dewell, S.B., Du, L., Fierro, J.M., Gomes, X.V., Godwin, B.C., He, W., Helgesen, S., Ho, C.H., Irzyk, G.P., Jando, S.C., Alenquer, M.L.I., Jarive, T.P., Jirage, K.B., Kim, J., Knight, J.R., Lanza, J.R., Learmon, J.H., Lefkowitz, S.M., Lei, M., Li, J., Lohman, K.L., Lu, H., Makhijani, V.B., McDade, K.E., McKenna, M.P., Myers, E.W., Nickerson, E., Nobile, J.R., Plant, R., Puc, B.P., Ronan, M.T., Roth, G.T., Sarkis, G.J., Simons, J.F., Simpson, J.W., Srinivasan, M., Tartaro, K.R., Tomasz, A., Vogt, K.A., Volkmer, G.A., Wang, S.H., Wang, Y., Weiner, Yu, P., Begley, R.F. and Rothberg, J.M. (2005) Genome sequencing in microfabricated high-density picolitre reactors. *Nature* 437, 376-380

Marshall, H.G. (1969) Isolation of Self-Fertile, Homomorphic Forms in Buckwheat, *Fagopyrum sagittatum* Gilib. *Crop Science* 9, 651-653

Martin, F.W. (1965) Distyly and Incompatibility in *Turnera ulmifolia*. *Bulletin of the Torrey Botanical Club* 92, 185-192

Mast, A.R. and Conti, E. (2006) The primrose path to heterostyly. *New Phytologist* 171, 443-444

Mather, K. (1950) The Genetical Architecture of Heterostyly in *Primula sinensis*. *Evolution* 4, 340-352

Mather, K. and de Winton, D. (1941) Adaptation and Counter-Adaptation of the Breeding System in *Primula*. *Annals of Botany* 5, 297-311

Matsui, K., Nishio, T. and Tetsuka, T. (2004) Genes Outside the *S* Supergene Suppress *S* Functions in Buckwheat (*Fagopyrum esculentum*) *Annals of Botany* 94, 805-809

Matsui, K., Tetsuka, T., Nishio, T. and Hara, T. (2003) Heteromorphic incompatibility retained in self-compatible plants produced by a cross between common and wild buckwheat. *New Phytologist* 159, 701-708

Matton, D.P., Nass, N., Clarke, A.E. and Newbigin, E. (1994) Self-incompatibility: How plants avoid illegitimate offspring. *PNAS* 91, 1992-1997

McClure, B.A. (2004) *S-RNase* and *SLF* Determine *S*-Haplotype-Specific Pollen Recognition and Rejection. *The Plant Cell* 16, 2840-2847

McClure, B.A., Haring, V., Ebert, P.R., Anderson, M.A., Simpson, R.J., Sakiyama, F. and Clarke, A. (1989) Style self-incompatibility gene products of *Nicotiana alata* are ribonucleases. *Nature* 342, 995-957

McCubbin, A.G. and Kao, T. (1999) The emerging complexity of self-incompatibility (*S*-) loci. *Sexual Plant Reproduction* 12, 1-5

McCubbin, A.G., Lee, C. and Hetrick, A. (2006) Identification of genes showing differential expression between morphs in developing flowers of *Primula vulgaris*. *Sexual Plant Reproduction* 19, 63-72

Meyerowitz, E.M., Smyth, D.R. and Bowman, J.L. (1989) Abnormal flowers and pattern formation in floral development. *Development* 106, 209-217

Miljuš-Đukić, J., Ninković, S. and Nešković, M. (2003) Effects of protein phosphatase inhibitors and calcium antagonists on self-incompatible reaction in buckwheat. *Biologia Plantarum* 46, 475-478.

Miljuš-Đukić, J., Ninković, S., Radović, S., Maksimović, V., Brkljačić, J and Nešković, M. (2004) Detection of proteins possible involved in self-incompatibility response in distylous buckwheat. *Biologia Plantarum* 48, 293-296

Muller, H.J. (1932) Some Genetic Aspects of Sex. *The American Naturalist* 66, 118-138

Murase, K., Shiba, H., Iwano, M., Che, F.S., Watanabe, M., Isogai, A. and Takayama, S. (2004) A membrane-anchored protein kinase involved in *Brassica* self-incompatibility signaling. *Science* 303, 1516-1519

Murfett, J., Strabala, T.J., Zurek D.M., Mou, B., Beecher, M. and McClure, B.A. (1996) S RNase and Interspecific Pollen Rejection in the Genus *Nicotiana*: Multiple Pollen-Rejection Pathways Contribute to Unilateral Incompatibility between Self-Incompatible and Self-Compatible Species. *The Plant Cell* 8, 943-958

Murray, B.G. (1986) Floral Biology and Self-Incompatibility in *Linum*. *Botanical Gazette* 147, 327-333

Murray, J. and Clarke, B. (1976) Supergenes in polymorphic land snails. I. *Partula tainiata*. *Heredity* 37, 253-269

Nachman, M.W. (2002) Variation in recombination rates across the genome: evidence and implications. *Current Opinion in Genetics & Development* 12, 657-663

Newbiggin, E., Anderson, M.A. and Clarke, A.E. (1993) Gametophytic Self-Incompatibility Systems. *The Plant Cell* 5, 1315-1324

Ng, M. and Yanofsky, M.F. (2001) Function and evolution of the plants MADS-box Gene Family. *Nature Reviews Genetics* 2, 186-195

Ouyang, S., Zhu, W., Hamilton, J., Lin, H., Campbell, M., Childs, K., Thibaud-Nissen, F., Malek, R. L., Lee, Y., Zheng, L., Orvis, J., Haas, B., Wortman, J., and Buell, C. R. 2007. The TIGR Rice Genome Annotation Resource: improvements and new features. *NAR* 35 Database Issue: D846-85

Pavlov, V.K. (1997) *Identification of RAPD DNA markers associated with the S-locus of Primula vulgaris L. cv. Blue Jeans*. PhD Thesis, University of Leeds.

Renner, S.S. (2001) How common is heterodichogamy. *TRENDS in Ecology and Evolution* 16, 595-597

Richards, A.J. (1986) *Plant Breeding System*. London: George Allen & Unwin Ltd

Samuel, M.A., Chong, Y.T. Haasen, K.E., Aldea-Brydges, M.G., Stones, S.L. and Goring, D.R. (2009) Cellular pathways regulating responses to compatible and self-incompatible pollen in *Brassica* and *Arabidopsis* stigmas intersect at Exo78A1, a putative component of the exocyst complex. *The Plant Cell* 21, 2655-2671

Sarker, R.H., Elleman, C.J. and Dickinson, H.G. (1988) Control of pollen hydration in *Brassica* requires continued protein synthesis, and glycosylation is necessary for intraspecific incompatibility. *PNAS* 85, 4340-4344

Schoch-Bodmer, H. (1934) Zum Heterostylieproblem: Griffelbeschaffenheit und Pollenschlauchwachstum bei *Fagopyrum esculentum*, *Planta* 22, 149-152

Schopfer, C.R., Nasrallah, M.E. and Nasrallah, J.B. (1999) The Male Determinant of Self-Incompatibility in *Brassica*. *Science* 286, 1697-1700

Schwander, T., Libbrecht, R. and Kler, L. (2014) Supergenes and Complex Phenotypes. *Current Biology* 24, 288-294

Schwarz-Sommer, Z., Hue, I., Huijser, P., Flor, P.J., Hansen, R., Tetens, F., Lönig, W., Saedler, H. and Sommer, H. (1992) Characterization of the *Antirrhinum* floral homeotic MADS-box gene *deficiens*: evidence for DNA binding and autoregulation of its persistent expression throughout flower development. *The EMBO Journal* 11, 251-263

Sharma, K.D. and Boyes, J.M. (1961) Modified Incompatibility of Buckwheat Following Irradiation. *Canadian Journal of Botany* 39, 1241-1246

Shiba, H., Kenmochi, M., Sugihara, M., Iwano, M., Kawasaki, S., Suzuki, G., Watanabe, M., Isogai, A. and Takayama, S. (2003) Genomic Organization of the S-Locus Region of Brassica. *Bioscience, Biotechnology and Biochemistry* 67, 622-626

Shiba, H., Takayama, S., Iwano, M., Shimosato, H., Funato, M., Nakagawa, T., Che, F., Suzuki, G., Watanabe, M., Hinata, K. and Isogai, A. (2001) A Pollen Coat Protein, SP11/SCR, Determines the Pollen S Specificity in the Self-Incompatibility of *Brassica* species. *Plant Physiology* 125, 2095-2103

Shore, J.S., Arbo, M.M. and Fernández, A. (2006) Breeding system variation, genetics and evolution in the Turneraceae. *New Phytologist* 171, 539-551

Sijacic, P., Wang, X., Skirpan, A.L., Wang, Y., Dowd, P.E., McCubbin, A.G., Huang, S. and Kao, T. (2004) Identificaiton of the pollen determinant of S-RNase-mediated self-incompatibility. *Nature* 429, 302-305

Silva, N.F. and Goring, D.R. (2001) Mechanisms of self-incompatibility in flowering plants. *Cellular and Molecular Life Sciences* 58, 1988-2007

Solbrig, O.T. (1976) On the Relative Advantages of Cross- and Self-Fertilization. *Annals of the Missouri Botanical Garden* 63, 262-276

Stevens, V.A.M. and Murray, B.G. (1981) Studies on Heteromorphic Self-Incompatibility Systems: The Cytochemistry and Ultrastructure of the Tapetum of *Primula obconica*. *Journal of Cell Science* 50, 419-431

Suzuki, G., Kai, N., Hirose, T., Fukui, K., Nishio, T., Takayama, S., Takayama, S., Isogai, A., Watanabe, M. and Hinata, K. (1999) Genomic Organization of the *S* locus: Identification and Characterization of Genes in *SLG/SRK* Region of *S*<sup>9</sup> Haplotype of *Brassica campestris* (syn. *rapa*). *Genetics* 153, 391-400

Takasaki, T., Hatakeyama, K., Suzuki, G., Watanabe, M., Isogai, A. and Hinata, K. (2000) The *S* receptor kinase determines self-incompatibility in *Brassica* stigma. *Nature* 403, 913-916

Takayama, S., Shimosato, H., Shiba, H., Funato, M., Che, F., Watanabe, M. and Isogai, A. (2001) Direct ligand-receptor complex interaction controls *Brassica* self-incompatibility. *Nature* 413,534-538

Takayama, S. and Isogai, A. (2005) Self-Incompatibility in Plants. *Annual Review of Plant Biology* 56, 467-489

Tamari, F., Khosravi, D., Hilliker, A.J. and Shore, J.S. (2005) Inheritance of spontaneous mutant homostyles in *Turnera subulata* x *krapovickasii* and in autotetraploid *T. scabra* (Turneraceae). *Heredity* 94, 207-216

Theißen, G. (2001) Development of floral organ identity: stories from the MADS house. *Current Opinion in Plant Biology* 4, 75-85

Thomas, J.W., Caceres, M., Lowman, J.J., Morehouse, C.B., Short, M.E., Baldwin, E.L., Maney, D.L. and Martin, C.L. (2008) The chromosomal polymorphism linked to variation in social behavior in the white-throated sparrow (*Zonotrichia albicollis*) is a complex rearrangement and suppressor of recombination. *Genetics* 179, 1455-1468

Thomas, S.G. and Franklin-Tong, V.E. (2004) Self-incompatibility triggers programmed cell death in *Papaver* pollen. *Nature* 425, 305-309



Tröbner, W., Ramirez, L., Motte, P., Hue, I., Huijser, P., Lönning, W., Saedler, H., Sommer, H. and Schwarz-Sommer, Z. (1992) *GLOBOSA*: a homeotic gene which interactes with *DEFICIENS* in the control of *Antirrhinum* floral organogenesis. *The EMBO Journal* 11, 4693-4704

Urban, I. (1883) *Monographie der familie der Turneraceen*. Berlin: Bergruder Borntraeger.

Vuilleumier, B.S. (1967) The Origin and Evolutionary development of Heterostyly in the Angiosperms. *Evolution* 21, 210-226

Wang, Y.J., Scarth, R. Campbell, C. (2005)  $S^h$  and  $S_c$  – two complimentary dominant genes that control self-incompatibility in buckwheat. *Crop Science* 45, 1229-1234

Webb, C.J. and Lloyd, D.G. (1986) the avoidance of interference between the presentation of pollen and stigmas in angiosperms II. Herkogamy. *New Zealand Journal of Botany* 24, 163-178

Webster, M.A. (2005) *Floral Morphogenesis in Primula: Inheritance of Mutant Phenotypes, Heteromorphy and Linkage Analysis*. PhD Thesis, University of Leeds.

Webster, M.A. and Gilmartin, P.M. (2003) A comparison of early floral ontogeny in wild-type and floral homeotic mutant phenotypes of *Primula*. *Planta* 216, 903-917

Webster, M.A. and Gilmartin, P.M. (2006) Analysis of late stage flower development in *Primula vulgaris* reveals novel differences in cell morphology and temporal aspects of floral heteromorphy. *New Phytologist* 171, 591-603

Webster, M.A. and Grant, C.J. (1990) The inheritance of calyx morph variants in *Primula vulgaris* (Huds.) *Heredity* 64, 121-124

Wheeler, M.J., Armstrong, S.A., Franklin-Tong, V.E. and Franklin, F.C.H. (2003) Genomic organization of the *Papaver rhoeas* self-incompatibility  $S_1$  locus. *Journal of Experimental Botany* 54, 131-139

Wheeler, M.J., de Graaf, B. H.J., Hadjiosif, N., Perry, R.M., Poulter, N.S., Osman, K., Vatovec, S., Harper, A., Franklin, F.C.H. and Franklin-Tong, V.E. (2009) Identification of the pollen self-incompatibility determinant in *Papaver rhoeas*. *Nature* 459, 992-995

Weller, S.G. (2009) The different forms of flowers – what have we learned since Darwin? *Botanical Journal of the Linnean Society* 160, 249-261

Woo, S.H., Adachi, T., Jong, S.K. and Campbell, C.G. (1999) Inheritance of self-compatibility and flower morphology in an inter-specific buckwheat hybrid. *Canadian Journal of Plant Science* 79, 483-490

Xue, Y., Carpenter, R., Dickinson, H.G. and Coen, E.S. (1996) Origin of Allelic Diversity in *Antirrhinum S* Locus RNases. *The Plant Cell* 8, 805-814

Zhang, L., Li, Q., Deng, X., Ren, P. and Gao, J. (2003) Reproductive biology of *Alpinia blepharocalyx* (Zingiberaceae): another example of flexistyly. *Plant Systematics and Evolution* 241, 67-76

## Appendix B

Sequence of the assembled *Primula vulgaris* contig. Sequence was constructed using genomic data from a Pin individual between the markers *SLL1* and *PvGLO*

Sequence Length: 510,427 bp.

```
TTTTTAAATAGTTTTGTTTTTCATGATCCAATCCAAAACCTATATCATGCGACGGATACCAGTTAGTATA
GTATACTATACTTACCCCGCACTCATAATCTATTTTTGTACAGGGGATGATATATTAATATGTTTAAAT
ACTTGTTAATATTTTCATTTCGAAGTACCAAAGGGGTTTCTATTGTTACCTAATTGCTACCTTTTTTCAT
GATTTCCATCAGCAAGTTGTACTATAATAGTCGTTCTCTTGAAATTTTGAAAGTGTAGTCTTCAACTTG
CTATAATGAAAACAAGAGGATTTCCATCTATTACATAAACAGTATTTGGTAAATTTGTTTTATTATAAT
AATACTATTAATCGTGTTGCTAATGCCAGTATGTAAACTTATTGATTTGAAAATAATGAAGATTAATAT
GTAATTATAAAAATAAGGGGTTTTCAAAAAGGATTTGAGCAGAAAAAACTTGATGATGTGCATGCATGCAC
AAGTGCCTCAACGCATTCTCAATATGAAATTTAGTTTGTGTTTTTTTTTTTTTCGTTGAAGGAATCTCA
CTAAAGTTCAAGGAGTTTTACCAGAAATAGTTAATTGCATACATCAATTTTGGTAGAATAATTTAGAA
TAACATGATTCTTAAATTTGTAAGCTGTGTGTGTTAATATTAATATGAAAAGTTTGATAAGCACGT
ACGTGTGATTTAAAGAAGCATGATATATGTCTTGTATTTGCTAGTTTGTCTTTAGCCTTTTAGGACGT
AAATTTAGTTTTAGTTTCTGGTATATGTGTTTAGAAAATAAAGATCAGTAATCGAAATAGATCAGGAAC
GGTATTATGGAAAGGACACAAAACAACTCAGCATTGTGGATACAATTAAGTAGTTATACCAAAAGTAAC
TACATACCCAATATTTTCATAGAATACTAAATCAAAAATAGGGGTGCTATGGTGACGTGTATCATAGTCA
ATTTTCGGCCTTCCAAGGGACTACACCATAACAACATACATTAACCTTTTTTTTTTCCAAAATAATTA
TTTGGTTCGTCCAAGAAAGTCCTTCAATCCAAATATAGCCACACACTTAATATATTTTATTATGTAAT
ATTGTAAGACCCACTGAATATGTAGTTATAATTAAGAAGCATTTGGAGTACTGATCAATCATTAACCCCT
ACAAGTTGTTTTGCTTCTTATCAGGACTTTAATGAGTCAAGTCAACAAAAAAGTCTCATATCTATTT
GGGAGAAGTTTTATTGAAATTTGCTATGTGAAAAAAGTTTCAGAGACGAGTTAATACATCCAGGGACACC
CGGGAAGTGAGCCAAGTAGGCGTCGGTATCTCTGAATAGGAGCAAAAAGCAAAAGAAAAAACAAAAAAA
TAACGAATTCGGCTTCTCCTCCCCATACAATGTAAGAAAACACTAATTTATTTAATAGTCTATTTTGC
GTAATTTAAAATACAATGTTTTATTTTATTATAAGATATTGTAATTTTCTTGGATTTTTTTTTTAGCGT
GGTATAATTTTTTTCTGACAGTTAAGAAAAACGTTAAGAAATTTGTACGACTTATGTCTAATAAAAA
GACGTTGGACTCGCCCTCAATACCTCAATACGCTACAACAACTTAAGAATTAGAGACAATTTTTTTAT
AAAGACAATCAAATTTTTGTCTCTAAATAGAAAATTTTCGGGACAAAAATAATCTTTTTAGACACAAAA
TAAATTTTTTTATCCCTAAATTTAACTTTAGGCACATAATTTGAAATTTTTGTCTCCAAACACAATCTC
ATACGGAGATAAGGAGACAATTTAATTTTCGTCTCAAAAATTAATTTGAAGACACATTTTAATTGTCTCC
TTATGTTTCGTATTTGATTATCTTTGCAGTCAATTTTTTTTTTCAAATTAATGTGTCTAAAAATTTAGATT
TGGAACACAAAATTTATTTTTTATCTAAAATATTGTTTTTGTCTCGAACAAATAACTATTTTGAAACA
AAATTTGATTAGATTTTAAAATATTGTGCCGTGAAGTTTGTACCCTGATAGTTAAATGTGGGAATAT
TCAAGAACTAGGCTGGCAAACGAGTAAAAAAAATGATTGAATTTGAAATAGAGTTATGAGTTTTGAT
TTTTGAAGAAACCACGTACAATATTCATGCTGTGAAGTCAAGTAGAATTTGTTTTGTTTACTTAGAATAG
CTAGTGTCCGTTACGTTGGTGTTTTTTTAACTTTTGTGTCGTACTGAGTTAATAGTATATATGTATG
GACGCAATTTTTAATTTAATGTTTTGACCGTATCATAGCAAGTTATCCCCTTTTTATGCCTGAATGAG
TTGGATCTTAATTTCAAAAAATTCATGCTGTGAAGTTCGTATTATGTTAAATTTGTAATAAAATGTTA
TAGAATTAATTTTATCTAATTAATTTGATTGTCAATTTGAAAGGGAATTTCAATTTCTTAACCTTATGCTA
GTTGTTGGCTGTTGGCCGTGGGAAATATTAATGTAAAACAGTGCTATCAATTAAGTCTACTGTAAAGT
AGGAGAAATCTTAGAAAAATGATATGCAGTGTCCCATGTCCAAATAAATGATTACATGCAATTTATCA
CAAATATGACTAGAACGCCATATACATTTACTGAGAGATACCATACTGTTGAACATCTCCACCAAAAT
```

TAATAGCTATATTCCAAAATTCTCAACAAATAGTAGAACTTTAAAGGGCATAATTTTAATCCAAATA  
AGCTTATGAAATAAAAAGATCAACTTATGTTGTCTAGAAAATAATATCATAAAAAGATCAACACTAGA  
ATGTGGCCAAAACCTGATGTATTCTCATTTTACGAAGCTAATGTTATGATTATATATGTACTTACTTA  
AAAACAGAACTCCACCCATAGAGATTAAATCATCACTCCAAGAAATGCCTTAAAACTTGTTTAAGT  
AGAATGTGAGGATTGACAACAATAAATTCTTTAGTGTGTGCTAGTTGCTCTCCAATTCTCATAACAAGA  
AACTACAGTAATTGCTCATCCTTTAATGACCTAATTCGTACTGTTATTAACAAAAGAAGGCATAGAAT  
AAGTACATGACTAGTCATAACGACTCGGTGTTATAATAATCAAATAAATGAATTTGTTAGAGAGACA  
CATACTCTTATTTTAAAAAATATCAGAGAGAATACTCCAATGTGTAGTAATTGACTCTCCAAGGTGA  
GTTATATAATACTAATGTGCATTATAGATCAATATCATCGACCATATTTACAAGTGGGCATTGCCATA  
ATTGAACGAAAATCTAATGTATAAATATCTTTTTGTCAAAAACAAAATATGTTAACAGATAAATACTTTG  
ATAATGGGATTTGTAGTAAACAAAATCATACAACTCTGCAAAAATATGGATTATTCGAGTTACTTTTTAA  
AACATAGGATGCAAGGGGATTGAATTTGTTAAAAATGAAAAGAATCTAATTAAGTACTTTCCGAGCTC  
CGATAACCGAGTCCCCTGATAACTGGACCCGTCAGCGCATGTGTGGCTTACTACCCAATA  
GTGTGCTTGATCAACTAAACAAAATAAGAGTGGTAATTGTATATAGGAAAATTTTAATGGTCTTAATAT  
TAGAAAACACAATTATGTGTTTATTGTTTAAAAATTTAGTACACATGAATTTGCTTAACTAAAAATGC  
CCTTCCTTAAATCTCTCCCCTTAAATCTCCACTATCAAATACTTTACTCTCACAACTTTTAGCTTT  
AAAAATTACCCCTTTAAATTATTTATATTTAAAAATCACAATCATAATGAAATTTTGAAAACAAATGA  
AGCATCATATAGCAACGAAATAAATAAATAAATAAATAACTAGGTAGATAGATAGAATCTTAGAGCAA  
CAGATGACAATATATCTAATAAAAAACACAAATCATAGTAAAAACAAAGTAGATAGCAACAAAAGGCA  
CCAAATAAAAAAATCGAAACAAAACCTCAAAAACAAAATTTGAGAAAAGATATGTAGCATCAAACGAGA  
AATACAGTAAGAATAAAAAATATAAATCATAGAGCATCCGAGAGTATCAAACGACACGCTAAAAGTAC  
AACCTTCATAGCATCAAAAATAGAAAAAAAAAACATAAGACTAAAAATAAATAGCACCAAAAAAAAAAGTT  
TAGAAAAAAAAATACCAATTGAAAATTTAATAATTAACAAACGGTTAAAAAACATAGAACATAAAAG  
GAGAAAAGGAATCTCAATATATGATAATTACCATGTCTGGTCCATAATTAATAAAAAGTAATGAACA  
ATATATTTAAATTTGCACAAAGATACTACTAATTCCTGATTATGAGCATAAAAAGATATGTTTTTGA  
GGGTGAATACCCCTAAGCACGGATACAAAGAAAAAAATACTCTCTAAACAAAAGAGAGAAAACAAGTTT  
TAAGGGGCATAGTCCCCTGGGACAGAGAAAAAGGCTCCTTCGAGGTGAAAATACCACTCAGAGTGAGT  
ACACCATGATATTAAGAGAGTCTATTTGCATGGGCAATAAGATATGTTTCTTATAAGTATAAGGAAA  
CATGTCGCTCTGATTAAGAGTGATGTTTTCTATTTCGTTAATTATGAACAGGAAATGAAATGAAATCTT  
GTATATCAATGGAAATATGACAATATTGACCAAGATCTATCCTAATTCCTGCCTATATAAAGGAAGTAA  
GACTTCTAAATGAGCTATGCTCAATTACACATCGATACATGCACCTCATACGTAAAAACCTAAAAGAT  
CCACACTTCTTACAACCTCTCTCGACGAAAAAGTATGAACGGTAGTAACTCTGCCAAGATACACTTGA  
TCTTTGCTATTAATTGTCCAGGCGTCTGACGTGCAAGAGCGGAAGCTCTTTGTCATTTAAAGAAGAT  
CCCCTGTTGTGACTAGTGATCTAGTTGGTGTGGAAAATATAGTAAAACTTTTATAAATTAATAATG  
TTGGTAGCATGAATATTTATTAATTTAGAAAAGATATTAATTAATCGATCAATTAATAATTTATTAATTT  
AAAGAGGTTTTTTATTATTCAATAAATATACTTGTTCATAACATAAATTAACCTATTATAATTTATTAAT  
AATATTGCTAAAATTTATTAGTAAAGTCAAATACACTAATTCATCTAACCGTATATAAATTTTGTAC  
ATATTAACCGTTTAGCAAACATAAATAAGACATTGAATATCATTGAATAAAGCAGTACAACCTATTA  
TTTAATCACATATAGAGCTTTTTATCAATACCATATATTTTTAAGGCAATAAGAAAAGTTAGAGATAA  
ACTCCAAGTATATTTAAATTTTAAAGAAAAGACAAACGAATATAGAGTTATATTTCACTAAATCGTTCT  
ACTAATATTAGTCATTAAAAATAATTATTAATTTATGTTTTCTGTTGGAACCAAATACTTATATAAGCA  
TTTTTCAAAAATTTATTATTTTATTAATTTATCGAAATTGATGAATTTTACGGTAGTTGAGTCGGG  
ACCGAAAAAATATTAATTTAAAAAGTTTATTAATTTAGTGAGTAATAATTTATAGAGGTTCTGTATT  
AATGTAGATTTAAGTCTCATCAATTGGATTTATAATAGAACATGATGACTGTTTACAATAGTTGCTA  
CAGAAATAATTGTTGGGGGATTTATAAACTGTTAAATAATGATACAGTCCATTTCTTTGGCTACCACA  
TGTTATGTCTCCGTTACAAAAAAATACTCAAATAGCGACGGGATTAGTGACGGTATTTTTTTTTTTTAC  
GAGCTTATTAGCGACGGTTTTTGTGACGGTTTTGTGACAGTTTAGTCAATTTGCGACAGATTTGTGAC  
AACTTTTTAAATTTGGTGACAGGCTTGTGACATTTTTTAACTCTCATTAATCAAACATTATTTTGTAG  
TGCTCGTTAACTATAAATGCTTCCCATGTTGCTGCAAGTGCCTTAAAAACGTTGCCAAGTCAGTCAG  
TCAGTCCACAAAAGAGCAAACCATCAATGTAAGTGTCCGTCAAATCGCAAGCTGAACCTTATCACTAT  
AAAATAATTTTTGATTTAATAAGAGTCAAAGCTGTCAACAGCCTGTTGCTAATTTAAAAAGTTGTCA  
CAAATCTGTGCAAAATGACTAACTGTCAACAAAACCGTCAAAAAACCGTCACTAATAAATCGTAA  
CAAAAAATATCATCACTAATCCCCTCGATATTTGAGTATTTTTTTGTAGTGATACTTGTTCGCTA

GTAAATTTTGCCTGTTTTCCATATCCAACCTTCATTCAACAATTTATCGAAACATGCAGCCACGTTATT  
GACCAATCACTAGCCAAAGCCTGCTTCTGGACACGACTCGTTTTCAACATTTACTTTGGCCAAATTTCTG  
TCGACGTTTTTGGACCAATACTAGCCAAAATCCAACCTACGAAATTAAGGTTCTAACAGTAATCAATTTAA  
CGATCTCATTATCCTTAAGGGCAACCCAACCGGTTATAGCATGTCCCTACTATATATATTTGTATCTTGA  
ACTTTGCTTAATTACCGTTTTCAAACCTAACCCGAATAGTTACTATGGAGGCGTTTTTCCATAGACTAA  
ACATTCTTCAGTTTTCAATAATAGATGGTAGGAGTTTATGTAGCTTCATAAAAAATGCAGTACTACTGCA  
TTGTTAGCTACTCCATCCGTTCCCAATTAATTGTCCATTACGAAACTACGTACAATTTTAACCGGCCA  
ATAGCTTATGTCAAAATTGTGCGGAATAAAAAATTTCAAAATTTAATCATATGGTTAAACATTTAAATTA  
TATGATTTAGTTTTAAAAATTTTCATTTTCGACAATTTTGATACATGTTATAAGCCGATCAAAAATTACA  
CGTAATTTTCGTAAAGTACAATTAATCGGGAACGGAGAGAGTATTAATTAAGTAGATGTATACAATAAT  
TGTTTTACTTGTTAAATTAATTACAGCTTTATAAAGTTGAAGTTTATGGATAACCAACTATCATTAATT  
GTCTTTTATACAGCGAAACAGGTGAATTAATATGACATGAATTAGGGGCTGCAAATGAGTTGAGCCGAT  
CTTATCTGTGCTCAAGCATGACTTGTTTACTAAACAAACCTTAAAAACTATTTCAAACCTCGGCTCGTT  
TAGAGACGAGTTGTTTCGTGAGTCTTTTTCTCAACATGGCAAATTTAATATCGTTTTACTTAAAAAATA  
TTTTTTACTTAGCTAAAATAAATGTTAAAATAAGAAAATAATAAAATAAAATTTAGTTTATGATTTTTA  
GTTTTAATTAGACTTAGTTTTTAAAAAATAAACTTACTACATAAAATGAAGAGTATATATTTGATCGACC  
ATCAACATTATATTAGATAAAAGTTTACATGTATAAGAAGTAAAATATGTGAAAATTTTATATTTAAAA  
TGATTAACCGAGTTTTCAAACGAGCCGAACATGTTTACGAGCCTTATTAGTATGTTTAACTCGGCTC  
ATTAGTAATAAACGAACATGAACCGAGTTTTTAAACGAGGTAAAAACAGACACGTTCAATTAACGACTCG  
GTTAATGGCAGGCTAGTCAAAATATATAGACGAGCGAGTAGGACTTTTGTCTTCCTTAACTATTTTTT  
TATATCTTAGTGCCTATATTTTTGACCCAAATTTTACAATTTGTACCAATATTTAAGAACTATAT  
TTTTAAACTAAAAAGTACAAAAAAAATTCCTTCTTCTGTGTACCAAGCTAACTTTGTAAATCTAAAT  
TATTTGACTTGAATTTGTCATCGATCAATTTTTGTAATTTGTTTCCCTTCTTTGATGTAACATTTTTTT  
TCGTACTCTACTGTTTAAAGTCGATGGCTTATAATGGTAGGTTTGTGTTTGCATATGAACACGTTTCAA  
CGTGTATATTAACAAAACAATTGCACCTTAATACGTGTTTCATTATGCCAACGTAGTCCGAATTTAC  
TTGTAGCAGAAATTGTAGACAATATGTTTGTATCAAATACTTATTTAAATAGTTTATTTCTCAATTTAAA  
TATATTTTTTTAATTAAAAACAACTTTATTAATATAAAATGTCACGTAACCCAGTTTTACATCAACAA  
ATTAAAAACAATTACAAGCTAAGACATCCAATCGTAACAACCTACTCTATCCGTCCCGAAATATTGTGG  
CTCTATGTATATACGTGCAAATTTGACCGACAAATATCTCGTGTTTAAATTTGTTGAAATATAAATTTT  
TAAATGTGTTTCATATAGTTTAAACATTTAAACTATATGATTAACCTTTTGAAAAAATCGATTTTCGACA  
ATTTAGATAAAGCTCCAATATATTTGGGACGGAGAGAGTATTTTACAAAACCGACATAACGATTAATAT  
AAAACAATACACGACTAACCAACATAAGATACAAACATACAGCACGGGAACTATTATCATTGATAC  
TGAGATCTTTTAGTACGCGGATTTTTTTTCAAATACTTTACTTTTCGGTGTACCCGATTTCCCTTGATGT  
TTCCTTAATAATCTCAGCTTTTCATAAATCCAATATCGCATAAAACTATCTGAAACTCAAAGTACACA  
AGGTTAGTATTAAAAAACACATTTTTGCATCCGGATTTCGTACCGTGCAAAAGGGAAATAAAATCAAACC  
AAAAAATATGTAAAAGCTGCAAGTAAGACCGTCCAATTTAAACAAAACCTTTATACAATTAGTCAA  
AATAAATCAGCATTTTTATAAGTCGAAAACCTAGTTTTACATGACAACCTACATTAATAATTAGCATAAT  
CAGTAGTAGGAGATTAGAAAATAGCATAGTATATCCACATGTACACATGTACTTATCTGACATTTTC  
CCAACTCTTACCTCCTAATATTCCACTGCATATGACGCTCTTTTTTTTACAAGAAAAAATATACAGT  
ATATTTTTTGGTCCAAGTAAACCTTTTTTCTTAGAGACTTTGGCTTCCCTTTGACCTGTGCTCACAATT  
TTAAATCTGTATACACGTGTATCTCCCTCTCTCTTGTGACCTTATTTTTCTACGATTTATAGTAAAA  
AAATTGTACAAATATATATATATGTATATGTATATATATATATATATATATATATATATATATATATAT  
TAAGGAGCGCTACTTATGCAGGAGGAGGAGCTAACATGCCACCCCCACAGTTTTTAAATAATTTGAGT  
TTTTGTATAGTGTTTTTCGGAATAATTTGTAATAGGTTATTTAACAGCCTCTTAAATTTTATTTCC  
GGTAATTTTTTGCAAAATATATATTTGTTTCTATAATTTATATACCACAATATTTTTTGTAGTGATAAC  
TACATAAAGATTAATAATTCTAAATGCTAAAAGGCAAAAGAAAAAATGACCAAAAATCTAAAAAATGA  
GAAGAAAATACATGTAAAATGGTTGTAGTGACCTTACTAACAATAGCAATAACTATGAATTTTTTATT  
TACTAACAATAGCAATAGCAATATTTTTTTTTTTTTTGGACAACCCCAAAATGAATTGTCTGACTCCGTC  
CGTGATTATACTTNN  
NN  
NN  
NNNAAT  
TGGTATTTCAAGTTTTGATACAAACACATAACGGTTTCCAATTGCCAACCGGGTTATTAATTGCAGACA  
TAGCTAGTAGCTATTGTTTTAATATATAGTATTTAACGTGATATTGATATTTCTGAATCCATTTGAAA

CTGTTATGGTATTTAAGAGTGAAAAAAAAATCACACAGTGGCCCTTAAATTATGGACACAGATCATGA  
TAAACTATAAAAAGATTATAGAAAACACCTCTAATAAGTTCTAACCAAGGAAAGAAATAGCTCCCATGG  
GACGAAGCCAGGATGTGTAATGGGGGGTGTCAAAAATATATGTACAAGTAACATATTTTTTATGGGGGG  
TGCCAAATCTACACCTAAAAAGAAATTGTAATAAAAAAAAAATTGCGTCACTTGGGATTTCTAAAATTA  
TGAAGGGTGCCGTGGCACCCGATCGTCCCCAATTAGCTTCCCCCTGGATGTCCATATCTCCCATTTCGG  
GCAACTTAGTTTCAGAAATTGCAGTACAGCCAAGAAATGAACTAGGTGCATGTAGGCTAGAAGGGACTA  
CATGCATAATCCATATTGATAAATATAATTTTATTTTATCATGTAGGTGGAACFTTTTTTTTTTATCA  
GTTTTAACCTTTCAACACCCTCATAATTAGGAGGATAAAAAAGTAGTTCCGCCAATTGCAAGGAACCAA  
AAATGCGCAAATAGGTCTTATGGTCATTTTGGGAGTTAAAGAATCTGGAACAATTCACCCTTTACAAG  
CATAAATGAAGGACTACTTCTGAACTTGGTCTAATCGTGTAAATTAAGGTAGCCCCGTTTAAATGACAA  
AGTTAAGTTTCAACTTTCAAGTTTCAACTCACAAACTTGGTCTGATTCGGAACATATTGAAAGGCTATT  
TTTTAAAAAAACTTGAAGTTAACTTTGTCAATTGAACCTACCTTAACACGATTAGACCAAGTTAGTCA  
TTCATTCATGTTTACAAAAGGTGAACTATTCCAAATCTTTAACTCCACATGACCATAAGAGCTATT  
TGCGCATTTTCATAAAATTGCATTTTTGGTTCCTTGGCGGAACTTTTTTCTCCTATTTATAAGGGTG  
TTGAAGGGCTAAAATCGTTTTAAAAAAACTTTTTGAAAGGCTATATGGACACAAATCATGATAAACTAT  
AAAAAGATTATAGAAAACACCTCTTACATATAGTCAAGGCAGAAAATAGCTCCCATGGATGTCCAGATC  
TACCATTAGCGCAACTTGATTTCAGAAATTGCACTATAGCCGAGAAAATGAACTAGGTTTAGGTTACAAG  
GGACTAAAGCATCTATATTGAGAGAAAAAAACTTTTTGTTTTTACCTACCACGTATGTGGAACFTTTTAT  
TTTTACCATGCATGTGGAACFTTTATTTTTTATTATTGATTTTAGTCTTTCACACCCTCACAATAAG  
GAGAGATAAACAATTAGTTCACCAAGACACCAAAAATGCAATTTTATGAAATACGCAAATAGGCCCTT  
ATGGTCATTTTGGGAGTTAAAGAATCTGGAACAATCCACCCTTTGCAAGCATAAATGAAGAACTACTT  
CTGAACTTGGTCTAATCGTATTAAGGTAGCCAGGTTCAATGACAAAAGTTAAGTTTCAACTCACAACT  
TGGTCCGATTCGGAACATATTGAAGTTTCAACTCACAACTTGGTCCGATTCGGAACATATTGAAAGGCT  
ATTTTTAAAAAAACTTGAACCTTAACTTTGTCAATGAAACTACCATAACACAATTAGACCAAGTTAGT  
CCTTCATTTATGTTTGCAAATGGTGAACGTTCCTTCAAAATCTTTAACTCCCAAATGACCATAAGGCCTA  
TTTGCGCATTTTCATAAAATTGCATTTTTGGTTCCTTGGCGGAAACAAAAAAACTTTTTGAAAGGCTAT  
ATTATATGGACACAAATCATGATAAACTATAAAAAATATTATAGAAAAACACCTCTCGTATATAGTCAA  
GGCAGAAATAGCTCCCATGGATGTCCAGATCTACCATTAGCGCAACTTGATTCATAAATGCACTATA  
GCCAAGAAATGAACTAGGTGTAGGCTACAAGTACTAAAACATCTAATATTGAGAAAAAAACTTTTTAT  
TTTTACCATATATGTGGAACFTTTATTTTTTACCATGCATGTGAAACTTTTATTTTTTATTTATCGATTT  
TAGTCTTTTAAACACCCTCATAATTAGGAGAGAGAAAAAATAGTTCACCAAGGAACCAAAAAGTGCAA  
TTTTATGAAATGCGCAAATAGGCCTTATATATGGTCATTTGGGAGTTGAAGAATCTGGAACAGTTTAC  
CCAAGGCAAACATAAATGATGGACTACTTATGAACTTGTCTAATCGTGTAAAGGTAGCCAGGTTCAA  
TGACAAAGTTAAGTTTGAACFTTTCAACTCACAACTTGGTCCGAAAAATATATCACAACTTAAAGTAGAC  
TAAAAGGCTGATATGCAGAGGCAAATCCAGTTAAAAGTGAGGAAGGGCGGTTGCCTTCTTTATTTTT  
ATTTTTTTGAATGAAGTTATAAAACGACTATTGAGCCTATTTAAAAGGACTATACACGTCTCATATTA  
CAAAGTCAGATTATTTGAAAACCAACATTACAAACCAATGAGGAATATCGCCACATTCAGTAGATT  
GACAAGAACAAAAGAGAATCAATTAATCATCAAATTTTGTGGAAGAAGAAGTTTTTGTGAGGAAGAAA  
TGTATATGAAATTCATGTCTTGGGGATTTGTAACGTCATCCTCATGATGACAGTACATGGAAGAAT  
TCATAATATAGTAGACTAACAAAAGGAAATGAAATTTGTGATATAAACTTATAGAGATTGATGCGCAA  
ACTAACAAAATCTCGTCAGGGTAATTTATTTTCTACCATGCAAGATTTATATCGAACGAAGAAGATGC  
CATTGCAACCAATCTTATGATTTTTCGTTAAGGTAATAAAGTGCCAGATAGTGTGTGGAACFTAAAAAT  
ACAGTGTATCACCTGTGTGCATGCATAAAATCTTCATAAATCTTTTATTTGATAGATATATAGAAGAT  
ATAAAAACGGCTGGTGCCAAGTAGTGGCATTAGCTAAAATCTGGGATTTAATATATACCCTGTTTTT  
TCATAGGTATCTTTTATTAAGTTATAAACTATGTGGATTGAGTTTTAAAAAAAATAAAAAATTTATGC  
GAATTAGAAACAAATATTCTATTCTTCAAGTTACAACGATACGTGATGTATATACACAAGTTTTTACAA  
AGTGTATGGGAAAATGGCCCCAAACATAAAAAGTAGTTGACTTTCATTTACACAAATTTATTTTCGGTC  
TAGGCCTCGTTGCAATAACTAGAGCTGTAAATGAAACGAAACGAACCGAACCACTCTCTGTTTCATCTA  
AGTTCATCAACTAAAATCTTGTTCATATTCAGTTCATGTTTCAATTTAAATACGAACGAACATTTGACG  
AACATGAACCGAACATTTGACGAGCCGAACACGAGTTGTTTCGTGAACATCTAATTTCTTTCAAACAT  
TCAATAATTGGAAAAAAAACFTTTCTTTTTAAAAATTTTTTTAATTTTTATCAGATATTTACTATATTG  
TTAACTAGGATGAACTAGTTCATATATAACTTTAAGTTTTATATATTGTATAAATTCGGTTCACATAC  
GTATGATTACTTTAACGAGTTGAACACTTAACGATAAAAATTTGGTGACTGTATTTATAGTATGATGATA

TAAATTACCATAATAAATTTAAAATAATACAAACATATCATTATATATTATATAGCATAAATAAGTTT  
ATTAATTGTGTAGTGATATTAGTTTTTGTACATCATTAATAGATTTATTTTTTTATTTTATCAAAC  
TTATATATAGTTACACGAACACGAGTTTAGACGAACCGAACAGAGGCATGTTTCATATTCAGTTCAC  
AATAGACGAACATTGTATCCTTATTCATTATCGTGTTCATTTATAAATGAACGAACATGAACCGAAC  
TTAGCCGAGCCGAACACGAACGATTACACGAACAACCTCATCTCATTTACAGCCGTAGCAATAACATGT  
GCCAGCAATATGATCATATTCGGTATGCTAATCACATAGTTGTATTTAAACCGCATTTATCGTAAAAC  
CCATTTCCATTTCAGGAATCTTGTTTTCCCTTTTCCGCTTATGTTTCTTGATTTTTATTAGTGGAGT  
TCGTTTCAGGTGTTCGCATGTTACGATCACGTTTTTGTCTCGCATCCCTTCGTATCTTCCCACGTC  
TCATACTGTTAATTATTAATAAAAACTGAACCTAAACAACAATAATCAGACTAAAACAACTAATGTAC  
CAATTATAAACTTGATTTGGTCTGATTTTAACATATTGAATTTGAAACACACCCGAACAAACAACCAAT  
GAATGATTAATTGATTAATGGTTTTGTACTTGTAAAGTTGTATAACCCAAAAATTACTCCTCACCTTGT  
TTAAGAACCTCTGTTATTTACAGTAAAACCTCAATATAATCGTATCGTTGCTATTATAAGAAGTTGCT  
ATTATAAGAAATTATTACTATAGAGAGTTATTGTTAAGTGGGGTTAGGTATAAACTTCAATATAA  
TCGCATATTTGTGTTCCCGTCGTGAAACCGTGGAGATTTGCATTAATCAAATCTTGATTTGGAGCGTT  
TTTGAAAAAAGTGTCCATTTTGGTGTTCATGATGTTTCATATAACATTTCCCATATATATATATA  
TATATATATATTTAAATAAATTTATAAACATAATATAAGATATATGTACCACATTAACATAAACAAAA  
CGTGAAATGTATAAAAAACAATTAGTTTTAAAATCTTAGAAAAAGAAAAACAATACATGTATATAATAA  
TGTGTAAACATACAAATGTATCCGAAAGATGATAGTATATAAACAAAAATGTTTCATGCCAAAAACTT  
TTAAAATGCGTGCAAATAAACAATATTGAGTTGCAATAATGAAACCATTAATTTATTGTTACAAACAA  
GTTAACATAACTATTTTAAAGCATATTAACCTTAAAGCAAAAAATGTTCAATAAGTCACACTTTTTAAC  
TTAATTACTAAAATGTGCGACACAATATCACTATTTCCAATTAGTCACACTTTATATAAAAAATAAAT  
AGCCCTCAAATCCTATTTTTGTA AAAACTACGCTTCATCTCTCTAACACCCGACCTGTGTAATCTCTCTC  
TCTCTTTCTCATCTCCCTCTCTCTCCGAGATCCCCATCAAAGGCCTAAACCAACCCAAATAGCACAGA  
AATAACACCACGTGACCCAGTGCGTCCACAACGGCGTTGAACAACGCCGAATAAGGCCGTTTCAGTT  
GACGGAGTTACGCCGAATAACGTCCGTTAAGTCACCGGAGTTAAGTCGGAGAACATCGGTTTCAGGTGC  
AGGTGCAACCGTCAGTGCAGTCCACGGTTGGAGATTGGGAAGCAGTAGGGTTTTGATCATCATTTGAA  
TATATGTAATATATTGTCAGATTAATGAATCATAACTAATAATAATTATAGTAAACCAATAGGAAAAA  
AGAAGAAGCAAGGTTCCCGGTCACTATTTAAGATTTATTTTGTGTTGAATTTAATGTGGATTATGGTT  
GGATATGTATATGGTTTTATCCTTTTCTGTTGTAGAATGACTCACATTTGTGTGTGTTTAGTGAGATTT  
TGGCTTAGTTTTTTCTTTTAAGGTGAATTAATGGTTGTGCAACATCATTCGGTTTATCCATTGTACTG  
TTTTTATCAAATCGTATGATTTTTTTACATTGCACGCCAGTTGTTCAATAAAAATGATTATTAAGTAA  
AACTATATGTAGTTTCATCTTCACACTTTTTATGCACTTGTATGTACTTTTTATGTACCTTTTTATA  
CTCGTATGCAATTTTTATGCATCCGTATGCAAAATTTTTTACACTCATATGTACTTTTTATGTACTCG  
TATGCAATTTTTATTTATTTTTTATGCACCTTGTGTGCACCTTTTTATTGATATGTTATGCACTTTTTATGC  
ATGCGTATGCATTTTTATGAACTTTTTATGCACCTTTTTATGTAATTTTTATTGATTCGTATGCACTTTCT  
ATTGACATGTATGATTTTTTATTTTTATTTTTATTTATTTATTTATTTTCGGTTTATTCGATTTTTGT  
TGTTGTGTTTTTATATATTTGTTGACATTTTTATGCACTCATATGCAATTTTATTGACTTTTTATGGA  
TATTTTTATGCACTTTTTAAACATTTTATACACAATTTATGCATTCGTATCTACTTTTTATGCACCTTTA  
TACATTTTTTATGCACCTCATATGCAAGTTTATTGAGCCGTATCCACATTTACGCACCTTTTTATGACC  
CGTATACACGTTTTTATGTACCTTAATGCACCTGTTATGCACCTGTTAGCACTTTTTATGCACTTTTATAT  
ATATCTTTATACACTTCTTATGTATATTTATGCAACTTTTATACCTTTTTTATGCACATTTATACAATT  
TTTGCGCACTTGTATACACATTTATGTACATATACGCACCTTTTTATTGACCTGTATCCACTTTTTATG  
CACTTTTCAATAACATGCATCCATTTTTATGCACCTTTTATTGACTTGTATCCACATTTATCTACATT  
TTATGCATTTTTTTTTATTGACACGTATCTCCTTTTATGCACCTTGTATTGAATCGTATACAGTTTTA  
TGCACCTTTTTATTGACCATTATCCACATTTATGCACCTTTTTATGCACCTTTTTTATACACTCATATATA  
CTTTTTATTACCCGTATGCACCTTTTTATGCACCTCGTATGCACATTTTCATACACTATTTATGCACCAT  
TTATGCACCTCGTATGCACCTTTTTATGCTTATGCACCTCGTATGCACCTTTTTATGCACCCGTGTGCACAT  
TTTTATGCATCATTTATGCACACGTATGCACCTTTTTATGCATATTTTATGCACCCGTATACACTTTTTTA  
TGCACCCCTCTATGCACCTTTATGCATATTAACCGTATCCGCTCTTATACACTTTTTAGACCCGTATCC  
ACTTTTTTTATATATTTTTTATTAACCTCGTATACACTTTAATGCAACTTTTACGTACTTTTTATGCAC  
TTTTTATACACTTTTTATGCACATTTTATGATTTTTTATGCATTTTTTATGTATTTTTTATGCACTTTCTA  
TTTTATCTTTATGCACCTGCTATGCATATTTATGCCCTTTTTTATGCACATTTATGCACATGTTATGCAT  
ATTTTTGCACTTTTTATGCACATTTTTTGCACTTTTTATGCACTTTCTATGTACCTTTATGCATTTGTT







GCTTACACTCACGCAAAGATTTACAAAGAAATCTGACCCATGGATGTGGGAGCATTGCGCCACAATC  
CTGTACTTACTTATTTTTGAAGGAAAAAAAATACATGATAGCTCTTCATATGCATCCAACGTAAAGGG  
TTTTGGGTAGAAAATTAATATTTTCTCCGGTTTTATTTTTCTTGCAGCCAGTCGAGGGTTCATGCAA  
CAGGAGTGAAGAGGATGAGTGAAGGGGACCTGCACGAACATATGTATAACTTGAACAGGATGAGATTT  
CGGAAGCTAACAAATGATCCTAGGTGTCTTCACTGTGTTTCAGCATTGTGTCTGTACCCGTGGTCAT  
ATTCCAGCAAAGAAAACCTGCTTCGGTTAAGTTTCTTTTCTCTTGCTACTCCTTTTTTTTTGTTTAC  
ATTAATAGATCTAGAACACTTTGGTTAAGTTCATATCTTTTTGGCTCTAAGTTTGCACAAATGAAAA  
GCCAAAAAGCTCTAGAAAACTCCTAAAGAAAACCTAAAGAATACGTGTTTCACCTTTTGTTTATTT  
AAAACTTAATTAGGGTTGTTATTTGCATTGAGCTTTTTCAAGTTTTTCTGTGTGATTTTTTTAAT  
TGATATATTAATTCTATTATTGTGAGATTCTTAAAAATAGGTATATGGGTTTCGAGGTACTTTTGTAGAA  
TTTATGTTTTCATGACTGATCTCTTGCAGAATTCTTTTGTGTTTTGTGTGCAGATAAATTTACTTCGATA  
GTACTTTTACTAATTTGAACACATAAAGGTTTAAAGAGTCAAAAAATATACTATGGAGATTTTTTTTGC  
TATGATTGCTTAAAATTTAAAATCCAATAAGTCACCTTCAAGAGTGAATATTTCTTTATGGTTCAAC  
TCAGAATATGTTGGTTAAATGGAGTTCACCATTTAGAACTGTGGAGACCATTTGTGTATTTTGTATT  
GGAATCATGGAAATATGTTACACAGAACTTTGAACACAACCTGTAAAAAACTGCTTACCAAGGTTTCAG  
ATAAGAACTTTGTAACCATTACTAGGAATATTGATTTCTTTCTCTACACTGCAAAAAATAGTCACTGA  
ATACACCTGGGTAACCTGGGTTTTTCACAGTCATATGAAAAGTTTCTGAAGTTATAGAGCATTATGAGTA  
CTTCATCAAGCGACAAGCATAATTAGATTACGAGATTTGTGAAGTCTAGCCTTTGTTTGCATGGTACA  
AAATCGAATAAAATAACAGCTTGACAATAAAATCTGCCAACATTTTGCAGTTGTGAATTACTCTTA  
TGTGTTTTTGGGGTGTACCTTGTCCACAAAAAGTGTGGACCGTCGGTTCATTTGAAAAATCTAGG  
CAATTTTTGGTCCCCTATCACATTCTAGAGCGCATTGGAGAAAACGGCTTGTAAGCTATATTTACAACC  
CTTATCTACAAGCAATGTTGTTTTCCATATTTCTTAGTTAAAAAGAAAATAAAGAGGAGTGGGAATATA  
CATCTCCAAAAATTAAGGATAAAGGTGTGGAGAATGCAAGAGAGAGAGTACCCTGATGCCAACTT  
AAGAGTTAAGTGTTAGAATAGAATATCACTCAAAGATGCGAGATTAGCCAGAACTAAGAGTCTAAGGG  
ATATAGGAAAGAGAAAACAAAAGGGAGAGTATTGTGAGAGGTAGGGCTAATTACATAAATGGTTTTAT  
TTTTGTTTGAAGGAATTGTTGATTTTGAATTTGAACTTTCTTGTGCGCTGAACTTTTACTCATGC  
TCGAAAACGTGAGACTATCAATTAATTTGTAAGAACTGCACATTTAGTGCCCTGTCTTACATCTTAAG  
TCTGACTGCACACCATTTGGAATGAATTTGAATTGAAATAGTTGTTCTTTTTCTTAAGAGAACTTAGG  
GGGAAAAAATGTGAACATGAACCTGGTATAATAAGTTACAAGGAAAAATATGATATGTCTGTGAATTGT  
CATCACTCCTATATCTTATCATATATTCGTTGTTTGTGTTTGTTCACAGACAACCGAGGGTTCGATGC  
AACAGGAGTGAAGAGGATGGATGCTCATGGACATGGGACCTTTTTCTTACATTTGAGAAGTGAACAC  
ATGTAATAATTTGGACGGGACAAAATATAACAAGCTAACATTTGTTTCGCTGTGTATATACTACCTTTAG  
CATTGGCCTAGGCGTACTCGTATTCACTGTGAGATTCCAGCAAAAAGAAAACCTGCTTCGACTTGGTT  
TCTTTTCATCTCGTTAATCCTTGATTTTATTATTATTAACAAGTCGGGACAACCTAAATGACTTCGAGA  
CTTGGAGTGAAGTACTGATATGGTTTTGGTGTGGATTTGTTATAACTTGAGTACAAAAAGCTTAGAAA  
ATACAAAGCACTTGAAAATTTTACAAAATGAAATGTGCTTTCGTGTATTGCTTGATCTGAAGTTTTAC  
CGAGTTTCCCTTTTACGTGTTTTGGCCTTTGCGCTCTTAAAGCTCTGATCTGGTATTTATTTTATTTGAT  
TTATTTTAGTATTTGATTGGTTATGGAGTTTTCTTTTGTCTAGAGTATTAACATTTGATACAGTTTT  
TATAGTTTAAACTTGAATGCAATGATATTAAGAGACTGGGGGATGACAAAATGTACGGTCTTAAAT  
TTCATATGCTTAAACTGTATAACAAATATGTATATAGACAATAGTTTGGGTACTAAATGTATAGTTAA  
CTATTGCATAAAGGATCACTCTTGTAAACAATGAATTTTTTCAATTAACCTCAACAACTTTCAACCTC  
TGCAATTGACCCAGAACTCTATAATTTTGCAAATAACCCCTCGTATCTATCTTTAAAGTGGCATGACG  
TGGTATTCATTTGTCCATTCTAAGCAATTCCTTAATCAGAATTTATGTATTTTGTGATACTTAATTA  
TTTACCATAATGTCTAACAAAAAGTATCCTCCAGACGGCTTTTCTGAAGGAACAAAAAAGCTATATT  
GGTACACAAAAATGTCCGGCTTCACGAACATTTGGGGAAAATAGCATCTACGTTAGTTAATATGGATAC  
TTATTGAGAACTAAATTCACCAAAAGAATGATCAACGAAAAACAGAACCTCGACCACAAAACCTATGTC  
TTTCAACGAAGACTCGACCACAAAGTTATGTCATTTCAAAAATGAACATGATGGCCATTCACATAGAG  
AACCAATCCAATAATTGTGTAGGTCAAATCAATAAGAATTTAGTGTTTTATTTAAAAATAAAAATAAAA  
AATGACGAGCCGCCATAACGACGAGCCCTAACACGATGGCCATTTTCTCTTGGGTTTTTATTAGTT  
GTCTCACGATACTTTTGGTAGACCCGGACAGTCACCCACCCGATCTACCTAAAAGTACTCCATCCGTT  
CCCATTTAACTGTCCACTACGGAACCTACGTGCAATTTTGACCGGCTTATAACTTATATCAGAATTTATC  
GAAATGATTTTTTTTTTAAATCTAATCATAAAAATTTAACATTTGAACTATATGATCAAATTTTAAATTT  
TTAATTTCTAATAATTTTAAATACAAGTTATTAACCGATCAAATTTACACGTAATTTTCGTAGTGAACAAAT



GCCTTTTCAGCTGCCACAGTGTTTAGCAGGACCAGGATGAGGATCTCTTGATCACAGGCTTCATTAGC  
TTGTCTTCTTCAAGGGATATCATTCCCAAATGTGAAGGGTCTTCTAACATCATCTTTGAGACGAGATA  
CCCTGCAACTGACCACGTCTGATATTTTCTCGCTTGTGGCAATATATCTCCCGAGCTTACCATCAT  
AGTATTCGGGCCAGCTGTCTTTCAAAGACGACTTTCCGCAAGATCAATTGCTTTTCTTGCAATTTGG  
GGCCGTCCAGTTTTAATGCAAGCAGCCGTTAACAGCCATAGAAGAACTGAATTTTCATATATTGGAAAT  
AAAATTTGTTATTAGGAAAAAGAAAAAAACTACTTTACAGCATGAACAGAATATATTCCAAAACAC  
CCAAATATTGCAGTTGCAATCTTGTAATTAGGACAAGTTTATGAGTGAATAAATGGGAACCATAACTT  
TGCAAGATAATTCCAAGTAGAGTTTTTGACCATATATCCTTTCATAAGCACTTGCAATGGACACACGG  
TCAGACATTAAGTGAAGTCTTATTATTTTGCTAGTTCGTCACCGAAACGTATGCACGGTCTAGTT  
ATTATTTCTACATAAAGAGTTTGTTCATCTCTATATGACAAGTACTGACTACTGAGAAATGAGACTCT  
TGCCACATAAAAACAACATCGACATAATTATGAGGAAAAACCGAAAACTAACAGGCGAGAAAACACG  
GATCAATTTTGCAAAATTGTTCTCACATCCTCTAATTAATAAATAACCCAAATGTTAACTGTACAGAAT  
AATGGCAATATGACAAACATCAGCTGATTAATAAATAACATAAAAAATAAAACATTAAGTGTG  
CAGATTTTATCTGTCTTTTTCAGAAAACCAAAACCAAAACCTCATCTCCCCAGCGTGACCTTCTGC  
TCTTCTAAGGAAAAAGTAACTTGAATGAACAGTAATCAACTTACAAAAGTGAACAGTGAAGGAAATAC  
AGCCAATGATAACACCTTTGAAAAGATGAAAAGTCACTTTAGAAAAGAAAAATTAATTAATAAATAAGA  
AATATCTGTGCAATGTCATTATTAGGCTACTGTTATTTGTTAAACCAACACCAAGTGATTTTCGAGAAT  
TATACAGAAGCGTTCCTTCAAACATTTCAATAAAAAGCAAAATGATAATTTTTTTGATTAAGTAACTA  
TATTGATAGTAATAGAGTCTCTGAGTCTACACAATCAATTTTCCCTTCTCACCTAAAAGCTAAATCCT  
GAATTGAATACTTGATACTCTCTCAAGCAAAAACTAACAATGAACTTTTTTACATACATTTTAT  
TAGGGCTGGGTTCCGGTTCGGTTCGGGTCGGTTTTTTGGCAAAACCGAACTGAGCATAAAATTTGGTTC  
GGTTTTCGGTCTTTTTCGGTTTTATGGACCGAACCAGTTTTGTCTCGGTCCGGTTTTCGGGTTTTTTTCGGG  
GTTTTTTTCCATGTTTTAATTAATAAATAATTACATTTTGTGTTATATTTTTGAAACATGTCCATTTATAG  
ATTTAGCTAGTACATTATTATGTTTTATTTTGGTAATCTATTTATGGCGAATCTCCTAATTTAGATATG  
TAAAAATGGTTTTTAAAAAAAGTTATCAATTTGGTATCTTTTATATCATTTCTGTTGTAGGATATTAT  
TAGACTATTGGGCCTTACTCATAGTGGGCCTATCTGGGCTTTCCTAGCATATGTAACCCTACCTTCT  
ATTATATAAAGAGGGTTAGGGGGTCTATTGATGTAACCTCTCTACACTTATCAATGAATAAAAAGACGA  
CTCCTTTATCTCTCTATACTTGTATCTCCATATCTATATATCTAGCTAATATGTCACACAACACGTTA  
TCGGCACGATGCTCGCGAAGAATAGGATATACGCTCAAGGATATTTGGAGATTTTTGGTAAACAGATGG  
ATATTGGGTATTTATAAACCTTGAGGTTTATCCGGATTTNNNNNNNNNNNNNNNNNNNNNNNNNNNN  
NNNNNNNNNNNNNNNNNNNNNTAGAAAAATGAGTAAAAATGATGTAGTAAAAATGATAAAAAGATAACT  
TATTTATGAGTATTTTTTAGTCAACTTGTTTTTTGACAAGGTTTAAATAAGGTGAAATATTGCATTTA  
ATAATGAAAAGTTAGTATCACAATTTATGATAGCTACAATTTATAATAAAAATCTTCTTTTCATATCG  
TACATATGGGGTTCTGAAACTGTTATAAATTATAATTATGCAAAACATTAGTTTTCAAATGCTAATTTGT  
GAAAATGTTAATTAAGTATTTTTTAGTTATTAATAAATTTGAGACAGTTATAAATTTATGATTAATAATTA  
ATGTTAACTAATTAATAATATACATAACAAAACATAATAAATTGGCTATGTGCAACTCAAATTTTCAGCC  
CTCAATTTGATTTTTTTTCGGTTTTTTTTTTGGTTTTTCGGTTTTTCGGTTTTTTTCGGTTTTGGTTTTAT  
AGTAACTGAAACCGAACCGAGATGTGTTGATTTTTTTGGTTTTCAATTTTTTTTCGGTTCTGTCCGGTT  
CGGTTTTTCGGTTTTTCGGTTCGGTCCGGTTTTTTTCAGGTTTTTTGCCAGCCCTACATTTTTATCATACAA  
CTAAGAAATTAGATTCTTATCAATTTATCAACCGGTCTGATGACTGAGAATAAAGTAACTTACCCCA  
TACTCAAACCGGAAAACATAACCAGAAGCAACACAACTGTGACCAAGCAGCATATAAAAATATCAAGA  
TGTAAGAAGAAAAATGACAAGATAGCAGTAATTTACCTGGCCATGATCCTCCATTATGGTAACTCC  
ATCTAGTATTCTTTGGGTCACAACAGTTACAATTTCTCCATTCATGGCTTTCTATGGCAGGATAAGCT  
ATCTTCAAAGGCATCTCTCCACTAATTTCTCCATCTTTCTCAATAAGATCCATAATAGCCACACT  
TTGCTCAGGTGTAGCCAAAGAAGATAATTTGCGACACAATTACCCAAAAGCAAACCAACGAAAATCCA  
TCCTCGCAGGGCTAACGTTACCGATAAAGTACCCACCACGTGTCCGCATAAAGTCGAAAACCCACTCA  
GGAATGGAATCTGGAATGACGTTAACTTGTTTACGGCAGTATGGGAATATTTCTTTCGGTTTTGTATCT  
ATATATATCGTTTTAGCTGTTGAAAGTCAAGCCAGAAATAGCCACGCATGTGTTAAGTCAAGGCGTGTA  
AACGTTTTCACTATTCTTTTCTTAAATTTCTTCTCCCTCAGCGTCATGTCTCAGCATCGACTGAGCAGAT  
CTTAGCGCCATGAAGAAAAGCGCTTGTATCTCGATAGGATAACCATAAATTTCCCTGAAAATTTGAAGC  
ATGCGACAATTAGTATTTGCCAATCAACAGTTATAATAAGGATCGAATAAAAACATAACCAACTATAAGC  
TTAAGTATATTACCATTCTTTCGATCAATCATAGAGCATCCATCAGCACAAAAGCAGCGTTGGAAAAGTA  
TCGAATCCCTCTGATAAACAAGGTTAAGTATAAGCCTCATCCCTTTCTGACACTCCGGTGTTCAGA

TAAGGTCAAATCTCCTGTGGATTTAGTATACGCCCTTAGTAAAAATAATCCACCAAAATCCAGAGTCAA  
CTGGAGCAACTCGTCCAATTGCACCTTTACCAAAATCTGCTATTATAGTGTCCGTTTTACGATTAGGA  
TCATGAAGAACCTTGAACTAGCTGGCATTGCCCTTCTCCAAGTTTGAATCTATCGATTCTCTTTTC  
CCACCCTTGAGCTGTAGTGTTTTTAGAAAGGAGTTTTTCACTATATCGGGCTCTCCATTCATCAGAA  
AAGCCAGTGCAGTGGCACAATAATCTCGCACAAACACCTACATAACAACAACAACAACAACAATCAGAAGTT  
AAAACCTTCATTAGCACACAGCATAGGAGAAGCTAGCACAATTATATTCATTTTGGCCTAATTTTGTA  
ATGTTATAAATTACAAATAAAATGCTACCTTTTAGAAACATATGATTTTAAAGTGGGAAAAATAAGTTT  
CATTCTTTTCATATTATAGAAGTGAATGTGCCTCCTGTTCTTAGTTGACTAGACAGTTAATTTCCAA  
ATTAACAGCAACGAATAACAACCTCTAGACCACACTAGGCTTATTAATCCAACCTAACGAAACAAAAC  
AAGTCAACTTTAATTAAAAAACTGGACTAGATAATGATTCTAAGTAGTATCACAAATCTAAAAATAAA  
GAAAGTTTTGAGCTAATGTTAGAAAACAGTGTATGGACACAAAAACTCGCACGAACATCAAGACAG  
CATACGAAAAATAATTATCATTACACAGCATAGAAAAACACGAACTAGATTAAATTCATTAAATCATA  
CTGTTACAAAATAGAAAAGAAAATTGTATCTTCGAGACATAAAAATATTACATGCGGAAAAAGTTTAC  
GGCATTTCAAAGAATAGAAGTCGAAGGACATCTCCTTTCTTCTTGTAGTGGACAGTTTATTTCCAATA  
TTAACACCAATTGATGAATATATTCAAAAAATATAACAAGCCCCATTAATAACTTCAGTTTTTAGCT  
GAGATGGCAGCAGATCAGATTATATGGTCTCACCTCCGTTTTCTAATCTGAATTATACTTACTTTGCTA  
AAAAAAAAGGCACTTGGTGAATATATTATAAAAATATTACGCTCCCCCTGCTCAAGAGCTTAAGTTTTTA  
GGTGAGAAGTTAGCACATTAGCTAATAACAGTCTGCCATGCTAAACAAGGCCTTCAATTCAAACCACA  
AAACAAGTCAACTTTAATCACTTATCCAACGCTATGTGATAGTAAAAAAAACCTCAATGTAAGAACT  
TCCAAGCTAATGTTAATCATAAACTTACCTCAACAATTCTGTACTACCTACAGCATGTTTTCAATCAT  
CGGCCAGTGGCCACAATATGTTCTTAACCCGACAGCCTTAACCTGAACGTAAAATCTTTAACTCGATGT  
AACAAACCTAACCTAGTCAGTTATTAAGATTTGGCGGTTGTATCAGTGGTTATAACAGATTCAAAAC  
AGTTTTTTCACGCAAAAAAAAATAGTTACCAAAAATATCTCTTGTTTTTATAATCGATAGGTCTTCGGT  
TGTAAGATAAATAAGTTTTACGAAACTAGTCATCTCGAATTGGGCAACTATCTTTTGTCTGTTTTCA  
TATCACTACATTGCAGTCCATATTCTACATCTTTTTACCATTAAAGTCCACCATATTTTCAAGTTGAAAA  
ATTAATCTGTGGAATGGTTTACCATTCAACAACCTCATTTCCCTCGCATATCTTCACAGTTGACTAA  
ATCTTAGAAAACAACTTTAATGGCTATCATATAGAAAATAATATCAAATTCAGGCACTTACTTTTGCCT  
GATCATAGTTGAAAACCTCCTTCAGAGCATGACAACATATTTTTAACTCATTCAGAAAAGAGATAAGCTC  
CAGGAGACTACCCATCTTGAATTGCCCACTATCATATTTTTTCATATATTGTACTGTTTCATATTCACA  
ATCAGATTATTGTCTTAAATCCAACCTAATAGATACCTTACACGTTGATATTAGTTAATTGATTATC  
GAATTTTCAATTTTTTAACTATCTCAAATGAAAAGATTTAACAGTACCACATAAAAATGATTTAGATA  
TTTGGACAAAAATATTTACCTGATCATAATTAAGAACCTCCTCCGAAGCATGGTTCGCATGCCGCAAGT  
GTTCCAACCTGGTTGTCCCCGAAAATGGACGAGAGATCGGCGAAGAGCATCCCAAGCATCCGCAACCAT  
TGGATGAGGTTGAAAAGAGTTTCTCGTTGATGAAGCCGGTGTATCATATCCGGATCTACCACCGGGTG  
AATAAGTATGGTCCAAGTTATTAAGATCCCTTGCTAAACCAACTGATAACTCACTAAGTGACCTCTCG  
TCGAACGATCTTTTTCTCTCTATGTTGATCCTTGGCTTATCAAGAAGCTTAGAGAGATCGAAATCGTC  
CATTTCTGAAATTGAGCAGTGAGAACTCACGTTTTTTAGCCCGAAGCCCTCCATTTTTTCTCAACACT  
AGAAACAATCACACCTTTCTGATTAAAAAAATGAAAGGGAGTTTAGATGAAAACAATGCTTTCAAAAA  
CTTTACTTCAAATTA AAAAGTCAACCTGAAAATGTATGTATAAAAAGATAGAAAAATAAACCTTATCCA  
GAATAGTTTGAAGAGGATGATATGTAATTTGATTGTGTATATTGAAGTTTATACAGAGGAACAAAAAA  
TGGAAAGCATATCCTTACAAGATAAAAAGCTTATACACCAAAACCAATAATATTTTCTAAATTACC  
TTAGATTGTGAAAATGAACATATATTATTAACATTAAGTATGATTTGGATTAGAAGATACATAAATTC  
ATTTCCATTTAGCTAAAAGACTAAATCCGCCCTTTTACGAGTATATCCTGCACCTAAGAATAGTATAT  
GTATTTCCCAATACTTAAAAGGGTGTATTTAAAATAAAAAAAGTCACTTGTGACTTTCCAAATTGA  
TCCCAATATTCTCACATATAGTACAAGAAATTA AAAAAGGTATAACCTTCTATATGCAAAATGTGTCAAC  
AAAAAAAAGGTAATGTTAAAACAAATTTCCAAAAGGGTATAAAATTACAATAAACAAAAATCACGTCTT  
TTCATAGCTTTATCCTCGAGATCCACAAAACAATTAATTAGCCTCAACACAGACCCCAAGTTTAATAAAA  
AATAATTTTTAAAAAAAACCTCTTTTAATTAATAAAAATGAGTAAAACCCATTTGAAGAACTCAGATCT  
AGAGCTTCATTGCCAAAATCAGAAAGATAATATATAAAAATATATATATATAGAGAGAGAGAGAGAA  
GGGGAGGGGGGACCTAAGGGAGGTGACGTGGCGACTCCGGCGAGGAAACCGGAGAATGGTCCGAGAG  
AGATTGAGAGAGAGAGAGAGAGAGGGGAAAAAGAAAACATGTTGGTAGGAAAAGTGCATATATAGTGAG  
AGATATT  
GATAGAGAGAGAGGTTGGACGGACCGTCCACATCTAGTTCTTGTGCGTAATAATTTTACATTACTCCTAG

TTAAGTAATAGTAAGTAATATGACTGTATACACCCGTTTTCTTTGTGAAAGGGATAAAAATAATGTT  
AATTGATCATTATCTAAGTACGATTTAAGTATAGAATAGTAATTTCAAGTTTTTGTTTTTTAATAA  
GTTTCTAGATCTTATGATACAGATCTAATCTAAAATGATCCAACGGTCCACGAATTAACGGGATTTTG  
TCCTGTTCAATATATCATCGGGACAAAAGGGGACCCCTAGATACACCGGTACATTTTTTTAGTTTTT  
ACTTTTGTATTGTTGTAATTTTTGTGAAATTACGTGTAATTTTTGATTTTTTCAGATAATCTTGA  
ACTGA  
ATTAATGGGGAACAAATTTAAAATTTAATCATATATTTCAAGTGTGGAAGCAGTTGCTACGACAGGAAA  
CTAGAAACAGAAACATGAAACGTACAAAGTTAAAATAAAAATAAAAATTTTACAAGTGAATAATAGA  
AAC  
ACGGGAAACGAGAACTAGAAACACGATTTTTACTATAGGAAAAATGAGTTTCGCGGTAACATATA  
TAC  
CTAATTTTTAGAAAAATAATATTTTTCAATATCTTTGATACATTTTTTTGGACGGTTCGAAAT  
TGTGTGTA  
TACAATTGAAATGAAATTGGGAGATTATTTATTTAATTTGACCGTTGTAATAATTTAAGGGGA  
AGATG  
AAAATTTGTAATTTGGATATTTGGATAAGAGAATATTTAATGTATTATTTTAAAAGATTTAAT  
GTGAAA  
ATGACTAATAAATTTTAAAGGGGAAAGAGGTAAAACCTTTTGATTGGAAATTTGATTTTGGATA  
AAGGGGGA  
ATGTTAGTGATAGATAGAGTGTTTAATACCTTAATTATGATAAATGGTTTAAATGAAAAGGTA  
AAGGGG  
AGAATTTTGTAGCAATTTTCATTTTGGATAAGGTAATATCCTTTAATGGATGAAGAATTTAAT  
ATCTA  
ATTTAAAATTTTATTAATGGTGAATATCCTACTAAATTTATGATAAATGGTTTAAAGGAAAA  
ATCTCTA  
TAACGTATTTATGTTTCTTTTGTCCATAAAAAGATCTATGAACTTTGGTTGCAATAAACATA  
AAATTTT  
AATTTTGTGGCTCTGCTTTACTTCACATTAGCAAGTTGTCAAGTTCCGGTTAGTGCACGTGGGA  
ATA  
ATATCAAGTATCAATAGAAAGTACGATTCTCAACTAGACTAAAAACAAAAGTGTGGTATATGTAA  
ATAG  
CACAAAATACATGAACTCAAATAAATTTATATATTAATAACAGTATATGATTAATAATAGGA  
ATGTG  
GGTCGCAACAACAAATTTTATATTCGGAAGTTGTAATGGTTTGGAGGACCATATTTATTTATA  
AATC  
CAACAGCAGAGAGAGAACTCGGCCCTCATAACAGTTGGATAAAAAATGAATGGATCACATCA  
AATTA  
CGTGCGAATTTCCCACTTTTCATAAATAAACAAAGTGATGCAAGTAGATCGTAATCATTTTTT  
CTTATAT  
TTCCATTTATTTCTTAAAACCTTTATATTAACAGAAATAGGTGACACAAGTTGATCATTTTT  
TTTTAAA  
TAATTACAGCTAAAAATCTATATAATTACCATTCAATTTAGCCAAAATTTATCTATTTATTT  
CCTTT  
CAT  
CGCAAATAATTTCTACTTTCCGATTTCTTAAATAAATTTATGGGTTAAGCAATTTATTTAT  
CGAAC  
CATAA  
CGATGTTAATTAGTACTCCCGTTACTTGAAGGTATAGCGCAATTTGTACTTGCATTTCTGT  
GGAATA  
TATATTACGAAATTTGATAATGGAACATATTTCCCGTTTAAAGAGGTAAACCTTTCAAG  
CATGG  
CATA  
AAATTAACAGTGAAATAACAAGTAGCACTCGTAAAATATGATTTATGGCAAGGTTTATGG  
TTTTATA  
TATAGTTCATGTCGTGTCTTATTATATTTATGTAGCACTACGCGATGGTCCGAGACTAGC  
ATTTAG  
GC  
CTATGCAATGACAAAAACGACATGCAACCAAGTCTATGGTAGTTATTTTCTACTAGCTAAC  
CTAG  
AC  
GACCAAATTTTCGTCTAATACCCGTATAGCGAATTTTAGAACCTGGTTCCATGCAATACT  
CGCCT  
ATTT  
TAATGTTTTTTTTCAAGTTCCAACCCGATGTTTATTACTAGTTTACGCATTTATCTTCT  
TTTTT  
AAAA  
GAAGGGTAACAGTGGAAGGGTATATTACCGTTTTATGCATTAATATATCATCATATAAT  
ACGA  
ATTTA  
TACATCAAATACAAAAAAAAAAAAAAAACTCTATTGAAAGTCACGTTTTCTCAGCACTCT  
GAAAA  
AAAA  
ACA  
TAAGTTTTGGTACTGATGAACCATATACTGTTTCCATTACCAATCTAGCATGTCTTTTTT  
TACAT  
TTTCT  
C  
AAAATACCCCAAATAAATTTTTGTAAGAGATGGAAAAAAAGGTTAATTTACTATGCCAT  
TCAA  
AGTTA  
AAGGTAGCAGGGCCTTAAATTTTGTATGACACCATATCAACAACCGCAATTTAGCATTA  
ATAT  
CGTAT  
ATTTGTATTGCACTTGTGATATTACCATACATATGCTACGATATTACCGTACCATTCA  
ATTT  
ACTGGT  
ACGGTAATGATAATTGATTTTCGATATCATGTTATTGTACCATTTGTACCATATTACC  
ATTT  
ATAT  
AT  
TCAATACTCATATTTCAAATATAAATTTAATATTTTTTAAACATTTAAGATACAAA  
ATAA  
ATTTGC  
ATAA  
AGTAGGATCATGTTTATAATCATGTTCAACTATTCAATAAATTAAGTGTATCTTTAA  
ACT  
TTTT  
TGCT  
AATGAGATATTTTTTATAACATTGTGTGTGGTTTTTTCGAAATTTACTAATATACCGT  
ACC  
ATA  
CATA  
CATA  
CACC  
ATA  
CCT  
CACT  
TTGT  
GCT  
ATAT  
CGAA  
AGT  
GCGG  
TATA  
CGAAA  
AGT  
TGGT  
TAC  
GATA  
AATA  
GTAT  
TAAA  
ATTT  
AAT  
ATA  
TACC  
ATAT  
ATAT  
ACGG  
TAC  
GGT  
AAT  
GGT  
ATA  
CTT  
ATAT  
CAT  
TCCC  
ACCC  
TTA  
GCT  
AC  
ATAG  
ATC  
ATTT  
CCAG  
CATT  
GGT  
ATAG  
CTCA  
CTT  
AAA  
ATGCT  
ATCT  
TAC  
ACACT  
ACCG  
TAA  
CAAT  
ATTT  
TAG  
ACT  
TATAG  
TAAA  
ATAT  
CAAG  
GTA  
TGAC  
ATT  
ACT  
TATAG  
AAAC  
ATGT  
ATAT  
GTTG  
AACC  
ACAC  
ATTT  
CTTT  
CAC  
ATT  
ATTT  
CTCC  
ATT  
ATTT  
TA  
CCTTT  
ATAG  
CTTTT  
GAAAA  
AAAA  
AATA  
AACC  
GGAT  
ATGT  
ATAA  
TCGAT  
GATCC  
GATGG  
TACGT  
GTTA  
TAA  
ACA  
ATAT  
ATAA  
ATAA  
ATAA  
ATGAT  
TTGA  
AGAT  
GTGAA  
ATAC  
ATGA  
ATAG  
ATGAT  
CAGCT  
AT  
GAAT  
GCTA  
ACAAA  
ATCATA  
CAGAG  
TATT  
ATAA  
AAAG  
AAACT  
ACAAA  
ATGT  
GTGAG  
GCGCT  
TACT  
TGAT  
CGTT  
GCGT  
TCGAT  
CTAA  
ATTA  
ACATA  
CATG  
TTTGT  
CTCT  
CATAG  
TCTT  
ACTTA  
AACAA  
TTAAC  
AAAG  
CC  
AGTAA  
ATTT  
GTAC  
CAAAA  
ATAA  
ATAA  
ATAT  
ATAT  
GTAC  
AGAAA  
ATAA  
ATGG  
TCTT  
ATCA  
AGCC  
ACCC  
G  
CAAAA  
ATTA  
AAGT  
TAAAA  
AAAT  
CCA  
ATT  
CTTC  
ATT  
CTACT  
AATG  
ACTGG  
ATAT  
ATGAT  
TTGTT  
TAAGT

GAAACGTATACAAATGTCTTTCTTTACAGCTTCAACTACTTGATTATTAGCTGGAACATTTTTGTAAA  
ACGTAAC TAATTTCGTACCACCTCGAAAAATAATCCCATCAGAGTACATTACAAAGGGCTTTGATATAA  
CTTTTAGATAATTACAACAAACCTTCGAAAATGGTCTCTTGAATTAATGTCTAAAAGTCTCGGATACTA  
CTAGGAGTAAAACAGAATGATCATTGGTGGTGAACGAACAATTTACAATTACAAAATATTATAATCCT  
TTTTCACGACAAAATATTAGAGAAGATGTCAAAAACCTTGAGAATAGCGATATATATTGCATGCATGGCG  
TGCTTTGTTTCTGTATTGATGAATATGACAAAAAGATAAAACATAAAAATTGCTCATCATGTACGTAA  
TTTATTTATTTCTTCAATTACGGCAATTTACCCCTATCTTTTTTAAATGAACACTTTGTCCCTGACA  
CTTGTAAGAAAAAGAAAAATCCTAAGGCTGCAACCAAGTCATGCGCTTTGGTTTACACTTGCATCA  
AGAGATGAGGTAGGTTAAAGAGATGATTGAATGTGCATATATAAGCAAGTGATTAGGTATTTCAATCTT  
CTTGCGAAAAAGGACGTTTTCTAATTTAATTGTACTTATAAATTGCTGTATTCTAGTTTTGTATAATTG  
TAACATGGAGTAATATATATTTGGTATGTTAAAGGCGTTAGTGTAAAGAAATTAATAAGTGACGTCTGC  
AATGGGATTTTTTTAGCCCTTGTATGTGTTAACGGTCATGAATAATTTAGTATGCAGAAATGCACCTTA  
TAAGTTATAACTAGTTATTTGAGTGTACTATTGAATGTTAATATTTGTAATTTTTACGATTTTTGT  
TTGGTTTTAGGAGTTATATAGGAGGTCGAGTTTTGTACGGGAAACTATTGTTATTTAAAATTTATTTGT  
TTAACTTGTCTAACTTAAACATCTAACTCTATATGAGAAAGTTGAATTTGAAACGTGTACCTGTAC  
TTTTGGATCTTTGAAATATTGATCGGTGAAAACGAAAAGCGAATAAAAAAAAAACCAATGAAAATACA  
AGATGGAAAGGGAGGTCGTCGATTACAATATCTTCTTAAAAACAATTTTCAGCCCACCCACTCGAAG  
AATCAATATGAATTTTCCAGTAACCTGCAATACGGTCGGGATGAGTGCATAAACAAACCGTAAATTTG  
GAATTTTCGTGGTGTAGTAGACTTTTTCTATCCACTCAAACTCAAGGAACTTAGTGCAGATTTCTTT  
CCCCGACGCTTGGATGCTTAAAAATGAATCTTCCAAAATCATAAAGGTCAATTATATACAAGTCCCTCG  
TGTATTTTTAAAGTAGGTGAAGTGACTATTGTAATAAAACCTATTCGTGGACTTGCATCTTTTTTTT  
TAAACGGTTCTTCACAATGTAACGAGTAAGTATTTGGTATCTATGGAATACCAAAAATGTAGTACGCT  
CCACCAATAAAAATTTCAAAGATGAAGAGAGAGTACGGCTCGCTATCGATTATATTTTTAAGATGTGTCA  
ACCAATCTGATTTTTTCAGTTTTTATTTTTAATTAATTTGAGGATAATTATTTTTGGGTTACCGATATG  
TTTTGTGCTTTAATTAGTGGTTGCTATAAAAATAAGTTTAGTAGACCGGGCTTTTATGTAGTGTACT  
ACGATTTGAAACTTTACAATCTGATGACGGACATACCTAATTTTAGTCTTTAGTGAATATTTCTTCA  
AACTGACGGTCTCAAAACCAATTTACCAGGAAATTTATTCTATACAAAAGACGCAAAACATTCACCTCCAT  
AGTTTCGTTTAGAGTTTATTCTTTTTTGGACATTGCATCTGCATCGTCTTCCTCACTCCTAGCTCGATCA  
TAGCAAAAATAATTGAGAGATTTTTCAAGCCATAATTAGAAATGACTCAAAACAGTAAATATATTATT  
TGTCTGGTAAAAAGAATGGCTTAGAAAAGAGAAAATTTAAGTCCAAATTTTGCCAACGACAAAATGGG  
AAAAATTAGGTAGCGATTGTCTTTCTTATGACCAAACCACCAACCGTGATTAAGAAAAGGACCACCAA  
TTTCACATTTTCTATTTCTTTCTTAGCTATTCATGTCATTTGCTGACTTTCATTGGCTCCACATGTG  
GGATTGGTTTTGCCTGAAAAATTAACACAGCAAAAACCAATTCGATTTACATCATAATCGTTCGGGA  
TTTTATTTCAAAATGCACTATTATTTAGGGTGTACCAGCTAATAGTATATTTTTTTTTAAAATTAATTTTA  
TGTTAGATATTTTTGGATTCAATTAACATGTGTTAGGTTTTTAGTATTTTTTAGTTTTAATTTTGAATT  
AATTTTAGGTTAGATATTTTTTTGTTTCAATTAATATGTGTTATATTTTTTAGGATGTGACACACCCTAAA  
TAATAATAGACTAGATTCACGGTATTGTTAATCGTTCGATATTGATTCCAAAACATTAACCAAAAT  
TTTGAATTTTTCTGTCTGAATTTGTTATTTTTTATTTGTCAGGTTTCGAGTTTTTATAAATTAAGTAGC  
ACTTATATATAATTTTCATCATTCTCTATGGATACCTACATAAATGGGTGTTTGCGGGCATGGGCT  
TCAGTGTGATGTTTTTACACATTTTTGATTATGCATGTCTGAGTAAGGCATGCGTTTTTTAAACACAA  
TTAGTAGATAAAAAAACACCTCTCAACCGTTAGTATCCATTACATCGATACTTTAATTATATATACGG  
AGTATGATTTTTAGGTTTAATTTTTGGTCCAGAAGTGACTAGCAGGTTCAAGTGACACAAGTTAAAACAC  
ATCAAGAACAAGGGGCCTAGGTTGCACATATTTGTGTACAAGAGTTACAGTTCTACACAAAACAAC  
ATTTTTTTTTACAGTATGTGAAATATATATTTATGTTTCTCAACTCCTTTAGCAAAAAGTAAATCCAG  
TTCCTTTATTTTAGGGAACGAGATGATGAAATTTGCTAAGGTTTGTATAATCACACATCACCAATCCC  
AAATCACTAACTAAAATAGATAGACACAGAGCATCTCAATCGCTGATCTCCATTACAATCAACGGCAG  
CGGGGGGTGCGTTTTGGACTTGAGTTTGTCTGCCCCGTTAGTTATGCAATGATATCAGCGATTGAGATG  
TGTTATAGTATAACTTTTTGTGTTACATTTGACAAAATACAAATTTGCTTTGATTAGGCTATGTATATG  
TATAAATATATATATATTGTATGTTGAAGTATATCTATGAATTTGTGTATATATTTGTATTGCATACGA  
AATGTTTTGTTATTTCAAAAAAAAAAACAAGTAACCAATTTATTAACGTATATACGGTGCATCCTTT  
TGTAGTCCACCTTGGGCATCTAAAATTTCTAGAGGCTCACTTCTTACATAAAGTATACTCTGACTCTAT  
TGTTCTTTTTGTGCAAAAACTTTTAATTTACATACAAAAGTGCATAGTGTAAAACAAATGATATATAT  
GCATCCAAAACCTTAACCGGTGATATGGCGGGTTAAGTGTATCAATCATTTTTTATTTTCGATATTGAA



ATTATATTTTCATTTAATATATAATTCGTGCGTTCGAGTTCGACACGTGAACGGATAAGATTTTTGGGT  
AAACTTTTTGAGTGGTTATAAGAGTACTCAATCTTAAATTATAACGCTGAACTTTTACAAAAAGAAAA  
GGAGACATTCCATATGATACTGAAAGTCGTCTCAAACCTTTTTTCTGAGAGGACCATGTTACTATTT  
ATAGAAACGAATCCGGTTGGCTAAGTAAGTACGTCTAAAAAGAATAAAAAAACATAAGCTATATATA  
AATAACCCCACTCCTTCACAAAACGTGAAACTGCACATTGAAGAAAAAAGAATAGCAAGTGAAGTCA  
TGCCTTGCTTTTTTTGTAGTCGATCTCAAACCTTACCAAACACACCCTAATGTATAATATTGCGTTTA  
TTAATGAAATACAAACATGATTAATAATGAAATAGGACATGTAAGGATGAAGTGGAGACCTTATCACT  
TATCACTATCACCCTCTTTATGGTAATACGAAAAATTATTTAAAGATTTGTCAACGAGTATTTAAAGC  
TGGGACATTGCTTGATTCTTAAAGAAGCCGAATAAAATATCAAATGAACTAGTTTGTGAGTAAATATCA  
ATCTGTCAACTTCTGTACTCCATTTTTTTTTAAAAAAATTTATACCAATAGTTCTAAATACACCAAGACA  
GCACCCGATTTTTATTGATTTACAGTGTCAAAGCCTTACAAGTTACGCATGGTTTATAAAGCAAGATTC  
CTATTTTTATCACTTTATCAGTTACGTACATAGGGTATACTAGTTGACTAGTTGCACATTATTGTAAAA  
AACGAAAACAACACAAAACAAAAGTATTGATAAAGTTGCTTCTAATCGATCACCTCTGACCTCATAT  
CTCAAATACCAAAGTTGAGTGTGCACTCGATTTTTTAATACTTGACACTAAATTTGAGAAGCTCCCAT  
GAAATGTATTTGAAACCAGATGAGTTGGACCACAAGCGATTTTATCATAGAATTTAACTCAACAAATA  
AGAGAATTTACTCATGATAAGGACTTGATGATGTTTTAGGGAGCTGGAGTACTCCAGCGGAGTTGCT  
CCTTTTGTTTCGGACTTTATTATGGTAACCAAAAACAAATGTGAGAGCATCTCACTAGGATTGGGCACG  
GGGCAGATCGATTGAGACGGATCGATTGAGGCGGATTGACCTCAATCCTAACTCAACCTGTTAAATAA  
ATGACGGGTTCGGGTAGGACGGGTGATAAAATTTAAATGTCAACCTAACTCAAGTTAACACAACCCG  
TTACAATTTAAATCGCAACTTAATCCAACCAACCCGTAAAAATAAATTCGCGGTGGGACGGGATTGA  
TTGTTAAATTTTCATTTTGGTCTTTATTTTTTCATAGTTTGATAATTAACATAAAATTTAAAAATAA  
TTGAATTTTTCAAAGAGAAATATAAATTTAAACCAATCAAGATACGTTTAGAAACATTCGTAATAAG  
TAACAAAACATAAATAAATAAGAATGTAAGTTGATATATTGAAATACAAACAATGTATATATAAAT  
ATATATATTTATAATTATATATATATATATTACGGGTTTTGACGGATTAACCCGCGTTTTAAAACTT  
CAACCTTAACCCAACCTGCAAAATATATAGCGGATTGAGGGGTGACGGATTGATTTTTTTTTTAACACT  
CAACCCACCATAACCCGCTCAATCCGTACAGGTTGGATTATGGGTTGAGTTTACACCTCAGTCTGAA  
GTAAAGTATTGAGCAATGAATATGACTAGCATGCACATCTTTTGTCTAGAAAAGCGAGCCCCGTCTAAA  
CCACCATGCAAGCTCTGAAATAATCCGAAGTAAAAATGATAAAATTCCTAATGTTGCTCCGCTACGTGT  
TTTTTTCACAAAAGAGATCAACATCTCATGCTTAAACTTTGATCTTCCCTTCAGGTGACAAAAGAAAA  
AGCGGAAGCATAAGCTCTATCCAACAATTAGCTTCATATTGAAATTAATCCCATATTTTACACCATA  
TTTCAATTCCAACATGACCAAGTTACCAAATTTACATTTAGCTCAAACAAAGCTCATGGTCTATGTC  
ACTGTTTAAAGCCCAAGAGGCAAGAAACAATATATCGGGCCACAATATGAATATTAGTTATAGCTCAT  
CTTTTATTATATATATTTTTTAAATAGAGGTCTGATTCAAAACCTTTTATAAGTTCTAGTCACATGAT  
CCAATAAAAAAGAGCTTAAAAGTTATTTTTTAAAGCTTAAAAAATAAATTATAATCTATACGGGAAATAT  
ATTAATAATGTAATAAAGAGGTTAAAAGTTGTGTATAAGCTTAAAAACAATATATTATAATCTACAAAA  
AAATATATCAAAGTGTAATAAATAAATCTCAAAGCACTTTTTTAATTTTTTTTTTAGTGTTTTTTTGAA  
TTATTAAGTGAAAAAATAAATAAATAAATAAATAAATAAATAAATAAATAAATAAATAAATAAATAAATA  
TGACCTACACTTAAAAATATTATAAATAAATAAATAAATAAATAAATAAATAAATAAATAAATAAATAA  
CCACAAATGAGTCATATTCTATACCATATTTAATTCAAAACATGACATAGTTACCAAATTTACATTT  
AGCTCAAATAAGCCCATGGTCTATGTCAATGTTTAAAGCCCAAGAGGCAAGAAATGATATTGTCATGGT  
GCATTCGCAACAGGAAAGGAAAAATAGATGAAGCAAAGAAGAAATTTGGCTTATTGGACTTTGAAGCAA  
AATGGTTGTGGAAGTTGAAAGTTATTTTGTAAATGATAATTTTTGGGCTTGCTTTCTTCAGTTTTTTA  
AATTCATTTTACTGGTATTTTACTTCCAAGAGCTACACGTTTTTAGCAGTTTGAAATCATTTTGT  
TTTTGTTACTTTACAGCTGCCCAAAAAATATGCCCTTTGCATTTGTTGAAAAATGAAAAAGCACGTTCTA  
TTTTTTTTTTTTATCCCTCCCGGATGTAAGCTGCAAAAACCTTCGCAGACGACATGATTTGAACTCTGGCG  
ATGAGCGTGATATACTTAACAAATCTCATAAAGAGATCAATATAATGAACACGAAACATATCAAATCT  
CCATTGCTGAGAAAGAAAACCTCCAATTTGGACAAAACGGAAAAGATATTTTTCTTATAAATGTGTTTAC  
TATTTCTGAGAATGAGATGGACGATTTTATACTGTTTCATCTCATTTCTGTTATAACAGAACTTTCTT  
TACAAATAGGTTTATGCTATTACATAAGTATCACAACCTAACTTTCATACTAGTCTATCAATATTGAA  
ACATTACAGATGAAAAACAAAACATAACATATGAAATGTAATACACCCCTCAAGATGGCAATGATGGA  
CTGAAGGACATCACTCCCATCTTGGACAACAAAAGAAAAGAGTTTAAAAACGAAAAGACTTGGTGAA  
TAAGTCAGCTAGCTGATGATCTGTATAAATATGAAGCAAATGCAGAACACCACTTGGGATCTTTTCTC  
TGATAAATGGATGTCTATTCCAATATGTTTTGTCTCTCATGGTGAACCTGGATTAGCAGCAAGTGCAA

GAGCAGACTTGCTATCACTGAAGAGTACCACATGTTGAGAAAGACATACACCCAAGTCCAACAATAAT  
TGCTTCAGCCAAACAATTTACAACCTTGTTATTGCCATAGCCCTGTACTCAGCTTCTGCTTAACTGCCG  
AGAGACTATGTTTTGCTTTTTACTCTTCCAAGAAACTAAAAGCATCACCCAGAAAATAAGCAATACCCAG  
TCACTGATCTTCTTGTGTCAACACAACCTTGCCCAGTCACTATCACATAATCCTTTCAAAAATTAACCTA  
GACGTAGCAGGGTAAAACAACCCCTTGACTAGGAGAATTTTTAAGGTACTTAAGAACCCTCATAGCAGC  
AGTATAATGTTCTTCAGTTGGAGCACTGAGAACTAGCTTAAAGTGTTAACAGAAAACTAATATCAG  
GTCAAGTTATTGTGTCAGATAAATCAATCTCCCAATGAGCTTCTATAACTTGTAATATCAGCAATAAGT  
ACACCCTCTTGTTTAGAGAGTTTAAAGATTTGTCTCCATAGGAAAAGTAACAGCTTTAGAAGCTAGAAT  
GCATGTATCTTCAAGGAGATCTAGCACATATTTCTTTGGTTTTAAAAAGATGCCACTATTATTCTAGT  
TACCTCTATAACCAAGAAATATTTCAAATGACCCAAGTCTTTAATATGAAAAGTTGTATTTCAGAAAAGG  
CTTTTACTTTTATCAATAAGCAATTTATCTGAGCTTCATAGGATGATATCATCAACATAGACCAGTAAG  
ACCAGAAAACCTTGCTCAATAGTTAATGTAAATAGAGAAGAATAGCATGAGACTTAACAAAACCAAAA  
TTAATAAGAGCTGTAGATAGCTCGCTAAACCATTGTCTACTGGCCTGTTTTAAACCATATAGTGACTT  
ATGTAGTTTGCATACCTGAGAGCTATTTGATTGTACATAGCCTGGAGGTGGTAGCATGTATACCTCTT  
CTTATAGCTCACCATGCAAAAAGGCATTATTACATCCAACCTGTACTAGAAAACAGTGTTTTGATGCA  
GCTATAGCAAGTAAGCATCTCACACTTGTCAATTTTGCAACTGGACTGAAAAGTCTCTTCAAAAATCCAC  
CCCTTACATTTGTGTATACCGTTTAGCCACAAGCCTAGTCTTATATCTTTCAAGGGAACCATCAGATT  
TGAGTTTAACTTTATACACCCATTTGCACCCAATAACATTTTTTCTAGAGGCAAATCAACCAAAGAC  
CAGATTTTGTGTTGACTCTAAACCCCTAATTTCTAAGTCCATGGCATTATCCATTGTGGACACCTAGA  
AGCAATTTTAAAAGACCTTGGTTCTTGTATAGATGATACAGCCATACAATAAGTCTTATGGGCCAAAG  
AGAGGATGGAATAAGAAACATGATTTCTAATATCATGCTCAACCTTTTTGGCACTAGAGTAACAAATGA  
AAATCTTTTAGATGACCTGGTACAACCTTAAGTCGTTCTGATTTTCTCATAACAGGTGTGTTAACTAC  
TATGTCATTTTCTGTTCTGTACCCACTGGAGAGACAATTTCTTTAGGTAGCAAATAAGGGAAAATTT  
CTTCATAGAAAATTACATCTCTAGATATAAAAATAACTTTTGCTTTGAAGATCCATCAATCTATAACCT  
TTTTTGGCAAATTCATACCCCAGAAAACATTTCTTCTGGACCTAGAATCAAACCTTAAGCCTATCTCT  
TGTAAGAGTAGTGGCATAGCATAAACAGCCAAAATATCTTAACTGAAAAGTAAGCAGGTTCTTTATTAA  
ACAAAACCTTGGTGTGCAGACACCCCTTTGAGTATTGTACTAAGTAATCTATTAATAATGTAAGTTGCT  
GTCATGACACAATCTCCCCAGAAAATTAATAGGCAAACCTGATTGAAAATCTCAAAAACCTTTGCAACATT  
GAGCAAATGTTGGTGTGTTTTCTTTCCACTCTGCCATTTTGTGTTGTGTTTCTACACAACCTAGTCTGGT  
GTATGATGCATTTACCATTATAAAAACCTCACAAAATCAAACCTCTAGACCATTATCAGTTCTTACCGCT  
TTGATCTTTTTGTGAAACTGAGTAGAAACCATCTCATAAAAAGTCTCTATTAGAGTTCTGGTTTCAGA  
TTTATTCTTCATTAATAACACCCAAGTAACTCTAGAATGATCATCAACTATAGTCAAGAAAATAAGAAAT  
AGCCACCATTTGTTGTTTTACAGTAAGGTCCCCAAATGTCAAAAATCTACTAAAATCGAAAAGAAGGTT  
TCTCTTGACATAACCATCAGGAAAATGACAATCTCGTTTTGTCTAGAAAACCTGACATATATCACAAAGTCC  
AGGTAAAGAATTCCTCTTCAAATCATCTATCTTATTTGCTAATATGGCTAGATTATGATTGGAAGCAT  
GTCCTAATCTACTATGCCATTTATTGTATGTATACTGCACAAAAAAAATAACTGGTTGTGACCTTCTT  
CCTTGGTTTTAGCACCTTCACATTTCTTCAAGAAATATAACCCCTTTATGTTGTTGAGCCATCCCAATCGT  
TCTCCAAGAACTTGGTCTGGATCAAGCACTGTGTTGCATTAAGATTAAGCAACATTTTGGAGTCTA  
TACTAAGCTTGCTTGCTGAGATCAAATGTACCCAAAAACAAGGAACACAGAGTATATTTCCAGTACT  
AAACCATTATCAAACACCACTGTACCAACATGAGTAACTTTGGTTATATGACCATTTGGTAGAGAGGC  
CTCAGAATTATATTCTTCTTTAACATTAGTTAGATTAGATAAAGAATGAACCATGTGCTCATTGGCAC  
CAGAATCAACCAACCACATCATCTCACTGTTCTTGTCACTTATACTAGTAATAACATTAAGTGCAAAA  
AATTCAGAGAAGAGTTTAGAGAATTACCAAAGATGCCAGTATAGCTCATATGAGCTAGATTTGTTGT  
CCCATTTACACTTTGATTATCTTGAATACTTTGTGCCCTTCAACATTTTGCACAAAATTTGGTACTAAT  
CTTGAGTAATAGAGCAAGAACCAGAATCATTATTTCTTGTGATTGAAGGACTTAGTAGTGTCATTATCA  
ACATTTGGAGGCTTGATTTGCACTAGTTTGTGCAATAAAAAATACCATTTCTTGGTTTTAAAACCTGGTGG  
ATAACCATGTAGCTTTCAACATTTATCCTTTGTATGCCCTTTTCCCCACATTAACACATTTTAGAA  
TAGGCTTTTAGAACTTATTTGAGTTGCTATATCCAAAATTAGGTCCAAAATTAGGTCCAAAATTAGGT  
CCAAAATTAGGTCCAAAATTAGGTCTATTAGCTGTCATAGCTACTCTTCTGTGAGAGACCTGGGCAT  
GTAAGCAACATCTCTCTGTTTTTCTTACCCTTAACCAACTGATATACTTCATTGATGTTGGGTACAA  
GTTTCATCATTAATAATATGTCATCTTACACCACTATAAATCTCATTCAATCCAATGAGAAAAATCATT  
CTTAGCAATTTATGCTCCCTTTTAAATATTCTTTCAACAAAATGAACAACAGCAAGTGTGAGAACC  
ACAAGTACATCTAAAAATAGGGCAAGCCAAAGTCAAATCATTCCATATAGTTTCCAGCTTGATAAAGA





TTGTTTTGATCAATGATTTACCTTTTTGCTTTTACCAGTTGAAATATATTTAGTTCCCTTATAAGGGT  
ATGTTTCATTTGTGGTACGATTGCGCAGTAGTATAGTTATTTTCAAAATATATATAGAAAACCTTCTCTA  
TATTGATTTTCTCTTGTAAAATCAATTTTTTAACTTAAACTAGTTGAAATCAAGCAAAAAATCTTATA  
AGGGTATGTTAATTTGTTGTTCAATTGCCAGTTTTTATAGTTTCTTTCTCATAAATAATAGTTTCA  
TACAATTTCTGATTTGATGAAGCAGCAAGAGGTGGAAAAAATCCGAATAAGACTAGATTCAATTAAG  
TAGTAATCTGGTTCCTAGTAAGGGAGAGAAAAGAAAAAGGCTATAAACCCATGCATATTTAAAACT  
GAGGAAAGTTCAATTTTTACCATTTACTTTTGCCGAGGATAGATTTTTAACCCCTGTAATATCATT  
TTACATAAAGTTTACGCTCCTCCATTCTAGAATGCTGCTTCAGCCACTTTTCTGGTTTATATCATTAA  
ATTTTCTCATTAGGCTATAAAAATTTGTTGGTTTTTGCATTTTGTCTAAAAATGGGGAAAAATCCATACA  
TTTTTCTCATTGATTGCGTAGGCATATAAACTATGACGAGTATTTAATGTTTCATGTATTTCTAG  
TTTTTTGTTGTAGCTTCCCCGATGGCAGAACTTACATATCATTAAATTTTCTCATTAGGCTATAAAA  
TTTGTGGTTTTTGCATTTTGTCTAAAAATGGGGAAAAATCCATACATTTTCTCATTGATTGCGTAG  
AGCATATAAACTATGACGAGTATTTAATGTTTCATGTATTTCTGTTTTTGTGTAGCTTCCCTCG  
ATGGCAGAACTTACAGGGTAATTAAGATGACATAAGTTTTGGCTGTACAAAGTTTCGATAAACTGAC  
CCACTTTTACATCAATTTTCTCAGTAAGAATATGTAGATTTTTAATAATTTCCCATCTTTAGGAAAA  
AGTATCCATTTTCCGTGAGTTTGTATTATTTCCCTTATTATCATAATATTAGTTTTTTTTCAATAATTGAA  
TTTAGAGAAACCTCCAATAATCATTTTGGCTTATATGATTTAATAGCCCATCTTTAGAGCAAAATTA  
CAATATCAATATTAACCTGTTTGGTTTTGCACAAATAAGAACTAGCTTCAGAGAGGGGAAAAAACAC  
TCTTTACAATAGTAATCTATTTTTCATGATATATGTGTATTTCAATAAAAGATAGAAGAATTACATC  
TTTTCGTCTTTCGCTACATGTCATCAGTTTTTAAAGAGCTTAGAATTACTTCAAGCTCTTCATTAC  
AACTGTCTTTGGAATCATGATCGAATTCATAAGAACCCTTATCTTATGTAGGATAAGCTAAACAAC  
TCCAACCTTCCCAAGTATTAGAAAACCTAAATTTCTAAGAAGTTTCAGGGGAATTGAAATTTATACCAATCT  
ATATCTATATATCAATGGAATAGAAAATTATACCAATCTCTATCTATCTATCTATCTATCTATCTATC  
TATATAGTTATATATATTTACATAGATAGATAAATCAAAAGATAGAGATTGGTATAATCTACAATTCC  
CTTATATATATGTATATATATATGTATGTATATA  
TATATGATTTGAATATGTATATGTATATATTTGGTTCACCTTAGATCTAAATGACTGATTATCTCCA  
CACACTAAAATCTAAAAATACAAGTGTGCACGTGACTTGTGATATCATGTATATCTGATTCTTTTTTTG  
AAGTTTTTTCACGACTGTGACCTCTTAAGTCTTAGTATAGCAAAATCAATGGCTAACTGCTAGGATCGTT  
TCAATGCCGTATCAAATTCATCACGGAAATGTTGTTTTCCGTAGAAAATATTCCTCAACGGGATATAAC  
TGCGATCTTGTGATTCATAGCGGGAAATAAATTTTAGTAAAAACTAGGATFACGAGGATATTCCAAGG  
GTTCTTTCTACAAATTTGTAGTGATTTAGGCAGTTGGGTGAATTTTACTGTTAGTTGTCATGAGT  
ACCATGATTTATAATCCAAAGTAGTGTGCACCTTATTATCATTCATGGATTTGAGTTTTGATTGGTC  
GAAATAGGAAAACATTGCTTAAGTGATTAATAAGTTAGATAAAATCTATAACTCTTTGACACTTCCCGC  
GAAATCTAGGCACAGCAGACTGCAGACCATTGAATGATGATGTTTCAGAAATATTGAGTATATGCTTTGG  
AACTTGTGGTTTTTAAATTAACCAGGGCATTGGACATTTTTTGTGTATTTTGTCTAATAATTAAGTTAC  
TTGAAAATTTGAAATCCATTATATTAATGAGCTAAACAATTTGGCATCATGGGTTTTCAATGGAGAAGCA  
GTTGTATTACCATAGATTTCCCATCCTCATTTAGTAAGCATTAATTTCTCTATATATTTTGGTTTTCAT  
TAATGTCCGGCTTCGGTTTTGCCTGAAAACATTTCTTCTTAATCAATCTGAACTTGTCTTTGGTTTTT  
AATCCACGAATCCAACTCAACCAAAGGTAAGATTGTGGATAGGAGAGGATTAATAATTCATAGTGT  
GCAGAGTTCCATGGATTTGTTGGTGTCTAAAAATTTAGTCGCCCTTAACAAAATAACAATAATGCCCTTC  
AGAGTCACTCCGAACTGCTCATGGATTAAGGAATTATAAAATCCTAATGCAACCTAATGGTACGTAAG  
GGAATAGACTTGAGATTCATAAGGATTTGGATATCTTCTATATTTTTAGGTAGCCGAGTTCAAGTTT  
TCTATTTCTTATAGTGCTCCTTTACCTACCTTATTATCTTATTTGGTCCAAGTCATCAATTAAGCTAA  
CTTGCCATATGCATTAGTTGACTCTTATTATTCTACTTATCAAGCCAATTAACGAAATCTGTACACA  
ACTAGAATTTTTCATGAGAACCTGTTGTGACCATTAACATATGTCTGTGTAAACAAGATTGCCCTTATTG  
CCAATGTAAAATGATGACTTGTGAGATCGAAGTGGAAATATATTTGGAACAACCTTATATGAATATCTT  
GCCGTGGCATATGCATAGAAAATCGACACTTCTGCTTTTTGTTAACAGTCTAGCTGTTAAAAAGATAT  
GATCAAAATCCCTTAATATGGAATAATTGAACAGGTTATTATTTATCAAATGGGAGAAGAAACACAATAT  
AAAATTTAAAAATATATGAGTATGAAAAATAGAGGAAAGAAGAACTACTAGCTTCAATTAATAACAC  
ATTTGGTAATGATACAAAATAAAAATTTTTCTTTGTTAATTTGATTTTCCATGTTTTCTGCGAACAG  
TCTGCAAGACAACCTACTAGAAAATAGGTTTTCAAAGATGTTTTTTTTCTTCTAAAAAATGCTTACTTTTA  
TATGTACAACATAAAAATGGCAAGCACTGTGCGATGTGTTTTGCCCAATAGTGATCCTAATCTGTCTG  
ATGAATTGTGTAATGACAATTTTTACTGATAATGTTTCTCCTAGAACTTTAATGTATTAAGTTACAT

ACGATAAAAGTACTTAACTAAAAGTCTAAAAGTCAATTAAAGCATATGGCAAGTCATCCTCATTGATT  
GTTTGGGGTAATAAGATGGGTGAAATAGATAAGAGGTGTACTATAAAGGCGTAGGATATTTGAACTCC  
GCTTTAACTTATAGATTTGCAATGACTGGTGTACTTTTATAAAGGGCGAGGGATTAATAAGTGGTT  
AATATCTTTGTATAGCCTAAAGTGGTGATTCCCAAACCGTTCGATTGACTATTAACAGAGATGACATG  
GATTTAGAAGGGCTGGTGTACTATTTTGTAGTTTGAAGGCATCTCTAATCATTTCTTTAAATATCTTAG  
TATCATAGAAAGTGTCTCCCTTTATGCAAGGGGCGGTCCATATGGATACAAATTGGTAAATTTAAAC  
TCCAACTTTAAAGATTGGTTCTTGAATTCTTCTCTACTATAGCATTTCTGTTGGATTATTATTTT  
GTTTCATATTCAATTGGTTAAAAGTAAGAACTATTGACCTCTTTTTCTGGTGCAGTTAGACAAAAGCT  
GCTCCCATTTCTGCTGAACTGAAGAAGCCTATAGTAATAGCTAAAAGTAAATGCTGATAAGTACACTCG  
TCTGGCTACTAAATATGAAATTGAGTATGTTCTTTAAAACCTATTTCTCTTTGTTTGGACATTTGATAG  
GATTTTTTCTACTTTTCTATTTGAACCAAATCCTAGTAGTATTTGTGAAATAAAGAGTAATAGAGTTC  
TCAATTAGCTAGCCAATAATTTCTTGAACACAAAAGTTGTCAATTTGATATTAATATAAGATGATTAT  
TGAATTCAATTTTATTCCATGTGATGCAGCGGTTTCCCTACCTTAATGGTATTTATACATCGAGTTC  
AACAGAATATTATGGTCCAAGAAAAGCCGATTTACTTGTTCGTACCTTGAAGAAGTTTGTGCTCCAG  
ATGTTTCCGTTCTTACATCTGATTCTGATATAAATGACTTCATCGAAAAGTCCCGCAACAGAGTTTCT  
ATATTTATAGGATTTGGTTTAAATGAATCGGTAATATCTAATTTGGCAATGCAGCATAAGAAAAAAGC  
ATGGTTTTCTGTGGCAAAGGATTTCTCAGAGGATGCCATGGTTTTATATGATTTTCGATAAGGGTCATG  
CTTTGGTGGCTCTTCATCCCAAGTACGATGAAAAGAGCGTATTTTATGGCCCTTTTGAAGTTAGTGT  
ACATTATATTGCCACTTTTGTTTAAGATTTCAAACAAATAACCCATAGTCCAACATGTTTTACGAAGA  
CTCGAAATTTCTTTTATCAATTTAATGAAATCTGTGTTTTGAACTCATAAAATGAAAGAACATGATT  
CAAGTCATATGTGGTGATTTTATTGTTTATATATGTGACTTTTAAACCATGTTTGGAGTGTGTACTTATA  
GCCTCATTTTTGCGATATGACTTGCAGTATTAATAAATGGTCCTTTTTTTTTGGCAATGGTTTTTTTTGGG  
AAAAAAGGTATCCAAACGGTTCAAATTAATGCCCTACGCTATATCAAGTTTCAGTATGAGTGGTTTTAG  
CTGACATGCCATTGGTTTTCATGCATAAAGGCAATATATTTGTTTTATCTGTTTCTTCAACATTTTCCAG  
TTTTTGGAGATTCTTTAAGAAAATGTGTTGCCTTCGTCTGATCTTGAGTGAAGAAAATTTGAGACACC  
AAAGTTATTAACATGACTGTAGGAAATAGAGAAGTGCTAATTTACTTCTTTGTGCACAAGCTTAAA  
TATTTTTTACTCGTTCTTTACACAGATGAATTTTTGGAGGAGTTTGTAAAACAAAATCTGTTACCTT  
TGGTTCGTGCCCTTGAATCAAGAAAACACTAAAAGTTGTTAAAAGATGACCAGAGGAAAATTTGTTGTGACA  
ATCATGGATGATGAAAATGATGAAAAAACAAAGGACTTTGTCAAACCTATTTGAAGGCTGCTGCATCTGC  
AAACCGTAACCTGGTGTGTTGGTTACGTAGGGTTCAGCCAATGGGAAGAGTTTGCTGAATCATTTGAAG  
TCACTAAGCAAACCAATTTGCCAAAAATGGTTGTTGGGATGGAAATGAAGATTATTTATCAGTAAGT  
TCAATTATTCTTGAATTTTTTTTAGACCATTTTCAAGTTTTTCAAGTGTGCTTTTTAAAGCTGTGATGGT  
TCTGCATCAGTTCTTCTGTAGGACTGTAGGAGTGCAAAATTAATATCATGAGTAAAAGATGTCTTATA  
TGTCATGCTTAGCTGAAATATGATTCTAAACATGAACGGGATCTTGTGGGAGATTATGTTTTTGTGG  
TAAATATATGCTTAATTAAGTGTCCAACCTTATGTTGCCATATGTGGCTTGCCCTGGTAACGTCCACTAGAT  
TGCTAGTTTTGCTATTCTTTCGCTACAGACTTTGTAATTAGATTACTGTCCAACCTACTGTCTATCTCA  
GCTTTGTAGTTTTTGGGTTTTCTTTCTTCTGTGACAGGTTATTGGTTCAGAGATTTTGAAGAAGGCG  
ATATAGGATCTCAAATCACGCGATTCTCGATGGGTACAAAAGAAAGGAATGTGATTAATAAAAAACTT  
AGTGGCCCGTCATTTATGGGGTTTCTCAAGTCTGTTGGGAGTTAGAACCATTTACATTTTCAATTTT  
CCTCATTGCCACAATTATGCTTATACGAAGCATCAGCTCAGAGGAGCCTTTAAGAGTCGGTACAAAAG  
AGCAAGTTGGTCATGAAGAGAGCTCCAGTTCTCAGGATGATAGCAGAGAGGCGATCCAAGGTCAGGG  
AAAAAGGAAGATTAGCCGCTGCTTCGTTTTCTTTTTAATTATTGTTTTCCACTTCAACGGAGGGGAAG  
TTGTAAACTTACCGTTTTGAAGAAAGAAAAACTGTTAGCACATCCTCTCTAACTCACCTTTTTAAGTT  
AATGTGAGTCTTGTAGAGCAATTAGCGTTCACGAGACAACCTTCGTTATAAAATTTGGTTTCTTAATTT  
TTTTTATGTAATTTATATACCGTCTGTTTGTTTAACTGGTATGTTTTAGCTCCACAGGTGTCTTAACA  
AAAGTTTTTCAATGTGTTATGTAACAATGTTCTGTAACATTTTTTATATACAAGAATAATTTTTGTAACA  
TATTCTCTCAATCCCATGAACATTTTTCAGATGAAATTCGTTTTTTTTTCTGAATAGTACAAATTTACAA  
AACTTTTTCAAGGTGGGTTGGGACTTTTTCTTGAAGAGGAAAATGCATAATGCAATCTGTAATTTCCAGT  
TACTGCCTTTTTAGTTGTGCTGATTATCAACAGAGGCACGTGTAACCTTTCCAAACTGGGTTAAAAGTCCG  
TTTTATTACCGGCAAGTGTGTCTAACACATGCTAATCATCGACACAACCTGAAATATCAAATATGTGTAT  
ATTGCTATATCTCACTGTGAGTATGTAACAAGTCAAATTTTTCATGACTATTTACAAAAGTTCTAAATGG  
GGGATGCGTTAAAATTAATATATATTTCTGAATTTCTCCTCATTCCCTCCACATTTCCAAAATTCATTTA  
TTTTACACAATTAATTTAACGAATGACCAAGGTCTTGGAGCTAATGAAATGCATAGCAGGTAAAGGAA

TAAAAAACCGGCACTCTTTAACTGGAAATTCTACAAAACCGTTAATTGAGTATTCTCATCAATCTAAG  
TTTTTATCAGACATTTCAAAGAAAGCTAAGTCTTTATCAGACATCAATGCCATAAGCAAAACACAACA  
ACAACTACAATTACTTTAAAAAAATTTCAAGCCTATAATTTAAAAAACAACAAAAAAAGGTCAACA  
TACGGAAAAAAAACACACGAGCTCTTCTATAATGTACAAGCAGCCTGACAAAAATCAAATAGAACT  
GAAAAAAACGATGCTAAGGTGTTTTAGAGGATATCGAAGATCTTTTGCTTGCTTCCATGCATGTA  
CCAACACCTTGCTATAATATATACCAACAGGCTTCCCATAATATATAGTCAAAATCAACATCCTGGTA  
GTGATTGAGCAGAATTAAACGGAGAAAAAGTCGATGCCGACTCACTGCAATGAAGAGGGTTTTGTTGA  
CGGCTTGAGGACCCAACATAACTGGACCCACATAACTGGAACCATCCATGGGACTAGGTATATATGG  
CGACATAAATCTAGTATTGAGTGGCGAAAAGTGAAGGATAAGCCATAGAGTAAGGTGTTATTAATGAG  
AACCAGGAAGATCTTTGCGAAGAATACGCGTTTTCTAAGATCGACCGAGCTCCGGCTCACACTCAAGGAA  
GGAGATTGTCGGAAGGAGGATTGTAAGAGTGGTGCATATATGGAGTACTAGTTACAGATGGGGATGA  
GCGGTATGAAGATTGGGCAATAGATGCGGAGTTTATAAGGGAGCGTGATGGGGACAAGCGATACGAAG  
ATGGGGATATTTGTATAGCTGCGGATGAGTGTAGTGATGATGTGGTGGAGGAAATACGGAAGAGGAA  
ACGAAAGAAGGCCAGGAGAGAGGAGAGGGGTTGCTCTGAGGCCGAGGTTACCTGTGCAAGTTCT  
GGAATCGCGTTTTGCATACGGGGCAAAAGGTTGCGCCATGTGGTTAGCCAAGCATCTACACAAGCAGCAT  
GAAACCCTGTGAGAAAAAGATTAGATTATAAAATCGCCATTAAGTAACAATCACTCAAATCAGAACC  
ATAATAAGCTAAGGCGACGTAGTAGCTCACAAGATTTGATGGAATATAAAATCACATTAAGGACCAAA  
TCATAGCTCACAAGATCAAATGGAAATATAAATTACATTAAGGATCACATCAAATCAGGAATTTTGGAG  
GGTCCGTCTATCAACCAATAGAAGGGAGACTACGTTTCAAACCAAAGGCTCCTAATTACCAATTTGAT  
GTGGGACAAATAATAAACTGAACCAGAACAACTCACATAGAGTCTGGGGGGATGGCTTTTTAGAAAT  
AATTTCTCTGACATAAAGATTCTCCGTAATTAAGCATATGTTCTTTAATGCCCCCTAGAGACTACAT  
ACGAGCCTATGTGGAGACGGGATAGCACTACTTTAATAAAAGAAAGGAGAAGGGTTCGTTTTCCCTGTA  
TTGTGCAATTGATATTATCCTTTTCACTTTTTCTTTTTAGGTGGGGTTCATCAGAAAAATGACATTCACG  
GTAAAAATATTTTTGCTAAAATGTTTACAATCCAGGCTTACACATTTATCAAAGAATAATCTTATCATTG  
AGCAACCTAGCATATCACTATATGCTGGAAATGTAAACAAGGCACTGAAAGTTTCTCCCTAATAAAAA  
CTGTTTCTGTAAAAGAAAGATAAAATTAAGTCTTTTTAATATTAATACTGAAAAACTCTTTAGTTT  
AATAAAATTTTTGAACTATCACAATGTAAGAAGTTGCATTCAACATATTAATACTACACACACACACAC  
ACACACACACACACACACAAACAGTTATAGTACTCAATAATTTGAAATACCAAAATGCTCATCGTAGT  
TGGCTAGCAAAAGACCGATAAAACATACTGTACAATGATTAATTTAGGTGGCAATGGACCCCTCTACACTT  
GGCACTTGTGAGTTTTTTTTATTCTACGCATGACCCACTACCACCTACTACTTTGAGTTTTGCACAAACC  
TGCTTATATGTGTGATCTCGTACAAAGCATATTCACCTACTCATTTTATAATATATCTTAAACAAAGC  
ATATTCACCTACTCATTTTATAAAAGATTTAAATCTTTGCCCTGAACCATATAGATAAAGTTGGTTCA  
GTTTATCTGATCTCATATCGTATTTGAGAAGGTCAACAAGACTGAAAAATCTAAGAAAACTCCTAGACG  
TATTTTCATACTTGAAAGGCATATCCGTTTTATCTGTATCTGATACTCAAATTAATTAAGAGTATC  
TTTTCCGGTTATAGAACCCCATTTGTTCTCAATAACTAAATGCTCATCTAATTAATATAAAATTTTTTG  
CCATTGTAAATGATAGATTAGGCAAAACCACAGAGAAGAGACTCACTGTGATGACAAGGCAATATTCT  
GAGTTTATCTCCAAATTTATAATCTTCTAGACATATCGCACAAAGTCTCCGAAGTACTACTTTTCGTTAA  
CAACCACTGCAGTAACTTAAGGCTTGGCATTGCTTTTACCAAACGACGGCTCATCCCTTGATATTCT  
CGAGAATGAGAACCTCGGTTTTCTCTCTCTCTAATTCGGTGTTTGCGGACAAAAGAAACATGTGGCGAG  
CACTGCTGACATGGCAAGCAGAGATATAAATGATATAGCCATTATTGACCATGCCGAGTTCTCAAAGC  
TTGGGATGATCCAAAGTTGCAAAATTGCTACTATTAGCATACTTTCTGAGGGTTCCACCGGACGATTTT  
GAGACAAAAACTGCGTGTATTTTTATTCCCGCAGCATTTCGGCCACTGCAATGCCAAATTTTTGATT  
ATTCAGTACAATCAATGCATGGTCACAATTTATTTATTTTTCATACGGTAAAAAGAAAAGAGTAAAGAT  
TAGGATCATGTCACTGACATAAAAAACATTTGAGAGAGGTCATGGCTTTGGACCCAAACTCGGCATT  
CAAATTAGTTTAGAAATAACTAGAACAATTTCTATTTCCAAAAATAAGCAAAAGACAACAGTGAATGGG  
AAGGCAATATGCAAAATTGAGATCCTTCTAACTTTATGCCACTCGGTAGCACAAACAAATCTGAGTGT  
AGCGGAATAAAAAGAGGGTCTATTTTACAACCTCTATAGGAAAGGACCGATTTGGCTTTCTAAATAAC  
ATCGTCTGGGAGGATTCTAACCAGAAAAAACTTGAATTAATTGACAGTAAAGAGTACATTGCATAAAT  
GAACTTTAAGATGTAAAAACAAACATCAAATGCTAATCTGCAACAACACTACTCTATAATTTTTGAACTC  
TTGACGAAGTATAAGCTTTTCTGAGAAGTAAATATAGGAAAATGAGAACGTTTGTCTCAATCAGACAGG  
AGTTAAAACGGTCCGTGATGATAGTTTTTAAACACATTTAAACAAGATTTTACACGGGAAATGATTAT  
ACCTCAGGATAATAAAAACAAAGCTGGAAGAAGGGAAAAGACAATCAGCCAATAATGTATGACGTAACGG  
TTCGATTACATTATTATTTTTTACCATTGTAGACAATAATAATTATATAACGGAAAGCACTATCATAG

TTGATATTGGTTAAAAGTCAAAACTACCCATGCCATTAACACTAACTTGCATGATGTTTCTCA  
GAATAATGACAAATTTACATTTTCATATTATTGCTAGATGGTGATATTTTAAACATATTGGCAAATAACA  
AATAAACCTGAGTGCATTGTACCATGGAATATACTTTTGGCGGAACAAACACTCATTTTATGCTTTATG  
TATATGCTAGAAAATAAGGAGAGATATCAACTACAACCATGATACCATTAGATTTAGCCAGACAACCTA  
AATCTAAAGGGCGGAATTTCAATTTCCACTAGTTACGATGAAACTTTATCAAAAACAAATAACGGGGTT  
TTATGGGGCAAAGCACTGATATTCTATTGCCTACTTGTACCCATAAAGATACATGGCCATAAATAAT  
ATACCTTTATGTTTCTAGTCATGCAACAACCTATCTAATTAGGTTCTTCTTCTCCCAAGAAAACCAA  
AAAGGATACGACTTTTAAAATGATTAACATCAATTCGGATATGGAAATCAACCTTATCCAGAAAAGTA  
TATGCTAAATCAAATTTCTTTTATATCAACACTTCCACGTAAACTCTAATCAGAAAGCTAACTCTCTAG  
AAGAGAAAATCATAAECTTCATTTTATAATAAGTAATAACATCACTATTCATTGCTAATTGCCTGATTG  
CATAATAACATGATGAGACCACCGTAGCGCAGTCAGATAGACAGTAGGGAATGAATAGCCTCTCAAAA  
TCTATTAAAGGAAGCATGTTAGTTTCTCTAATAAATAGATTTCAAAGAAAACCTTGCAGCAAGACAGGG  
GGTCAAAAAAAGTTACGCAGAGAGAATATATTGTATATTGCGATGTGTGAAAATTATAAGATCATAT  
GTGCGTGACACTACAAAACCAGTTTAGGTAACACTTAGACTAATAAATAAAAACATCTTTCCGGCTTAT  
CCGAACATACTCAAGACATAAACTAACATGCTACTCCCAATCTTCTAAGATCTTCTAGACAATGGAT  
AACTTAGATAAGCTCATAAGAACAATATTTCCACATGACTTGCCCAAAAATAGAATACAGTGTTTGACA  
AAGAGAAGAGCTCTTACTTGCGACTAAATCACCATCAGCATTGTTCGTAAATGATGGCCGCTTTGAAAC  
CAGCAGCTTGTGCTCTTCTCACTTTATCCTCAAAGCTGCAGTTGCCTCGAATAATTAACACAAAGGGA  
GATTTTTTGGCCAGGACATTAGATTCCACCTTATTTAGTAAGGGTGAACATGCATCTCGAGGCTCTGC  
CACAAACAATATGCCGCATTCACCCGAACCTTTACCGATGGGGCTTCAAAAATAGTATAACAAATAAA  
ATTAAGTGGGAATCATGTCCCCTTTTAAACAGAAAACATAATATAAAGTTAATGAAAACAATGGAAGTT  
TTCTGAAATCAAAGTGAGTATTCACGAATATAACAAGAGTCCAATACTTAAAGAAATGGTTAGGCATTG  
AACGGAGTACCAGTTTGGACTAACCCAGAATGAAAATTAAGCTCTGATGAAAATAAGTAACATAACAAC  
TCGGAAATTTTAAATATAAAGATGAAGTTTTTCCATGAAAAACTAAGAACCCTCTGGAACCTAATCA  
AGGATTACCTAAATGCTATAAGACTAACCTGAACCTAACAAAAGCAAAACACTTGTGAGAAATTACGAT  
AACATTCACACAGTTCACCAAAAAGTGAAGTTTTTTCATGAAAACAACATATACCAACTCTTGAACAT  
AGTGGAGCGTAAATTCAAATACATTGAGAGTTACAACCTAAAAAAGCGAAGCACTATTACGCACTATAT  
CACATACAGTAGGACTTATTTGGCTGAAGCTTTTAAAGCTAACCCAGCTACCTTCTTTGAAGTTGAATAT  
ATTCAAAATTAATAAAGCTTAAACTTCTAGCTCTTCCAGTCTAGAAAAACCAAAAAAAAAAAAAAAAAAAA  
GTTTTAAAGTTTTAATCCAGCTGACCAACACACAACCTTATAACTAAAAAGCAAATAAGCTGAACCTTA  
AAACAGCTAAAACCAACAATAGCCCAATAAAAAACTGAACTTGACAGTGTAAAAAGAATAGCTCAA  
CTCTCTTATAACATTCAAACTAATCCAAAGTTCACACAAGGAGAGAAAAAACAAGAAATTAACAATA  
AACCAGATCATAAAAACAAAAAAGATCACAACTATAGACACTATAGCAGATAAAAAAGACAAACCCAT  
ATGTAATAATATAAGATAAAGTTGAAAACCTAACCAAAATTAGCTTCAATATCCTCAAAAGATGTTGTA  
ACATTATTTCCAGTGAGCACTAAATTTCCCATAGCAATATTAAAAAACACTGTTAAAAATAAAAACAA  
CCAAACCCAAACCAAGGACCTTCTCACCATCGTCACCCACACAATTTTTTTTTTAGAAAACCTATTAAA  
ATTTAAAACCCACCGAACTTATATAAAAAAAGGCCACAAAAGGTAAAAATCCGTTTAGGAATAGGA  
ATTAGGGTTTTTTATTTTTTTTAAATGAAACATCAGCTTCCATCACTTTAATTTTTTTCAAATTTCA  
TATCTTAATGTGATTCAAATCTTGGGCCTCTTTTTTTTTTTTTTTTTTAAAAAGTTTTGTTGGTTTTTT  
CCTATTCTGGGAAGCGTTTTATATTTTTTTTTTGGTTTTGCTATTAATAGCTCTAATGTTATTGATATAC  
ATGATTATATGGATTTTTGTTTAAAGATAAGTCCCATAGTTTCATTGAAGTTAATTTGGTCTCTTTAGT  
TTTTTTTTTATGTATAATAGGTTTGGAGATTTATATAAGTTAGATAAAAGGTCCTTGTGTTATGGATG  
TAAAAGTTAGTCTGAACGATAAGATCAAGCATCCCAAGTACTATTTTTTTGGTAAACCTAGTGTAAAT  
AAAAATAGTTAGTCTCAAATAAATAAAAAATAGCTAGTCGAAACAATAGGGGAGGCACTGGGCGTAT  
GTACTATTTGTAAAAACGTATTTATATATTATAATTTGACAATTTGTCATACACAATCTTTTTTGGATA  
ATTTTTACTTTATTTGTTAAAAATTTGTCATTTTTATTATTATATGACTGGATAATCGATATTAGTAAAT  
AAAAAAAACATTGTGGTCAAATTTATGAACTTAATATTAACAACAACAAAAAATGCAAAGTGTAAAA  
TCACCCTCTCTAAAACAAAAGTACCAACCGTTTAACTCTCTAAAATATTTGTGATCAAGTAGAATTAT  
GCTGAGCTATGCAATATACGTGTACCTAGACCGACTTGGCTGGTCTGGCTAACGCCAACCTGATATTG  
TAGAGTGATTTAGCAATATTGCAATAATAAAGTTCCATTTGCTAGATAATAATAGTACAAATATTTT  
ACAAATAAATTTTTACAATATCATCGTGTGAGAAATTTAGAAAATTTACATTGCTCTCGGAAAGAAAG  
TTCACATGGTTTGTAGTAATTTAATCCTATTTATTAGCGAGAAATGAGGTGTCGAATTAACCCGAG  
TGTATTTACAAGGTACACAAATGAATATAGTTTGTTTTTTTAATGAAGCGATCATGAATTTCTTATCA



AGTACCTTATATCATTAACCTTTTTTTTTCTTTCTATGTTGGTCTGAATATATCTAATTATAACTATTTG  
CTTGTTTTGGATTCTTGGCAAATGAAAAAATCCCTATAAAGATGAGCGAGATGTTCTCAAGTTTCACC  
TTAAATATAAACATTCGTAGCCCGTAGGTAAAGGACACCAGTGGTATAGCTGGCAATAGATTAATCCG  
CAAGAACAAGATAGATATGGATGCATTTTTGGATCAAATTC AACCCGGTGTATATTGAATTTTTTCGGA  
CAAGTAAAATATGTATTTTTGATTTATTTATTTTTTTGAAAATAATGTAATTTTGTATGTTATATATTTTT  
TTTTAATGTTTTGGAATCAACATTGAACGATTAACAGTATCGTGAATCTAGTTTATTATTATTTAGGGT  
GTGTCACATACTAAAAACTATCACATATTAATGAACCCACAAATATATATTTCTAAAAATTAATTCAAA  
ATTA AAACTAAAAATACTAAAAACCTAACACATGTTAATCAACCCAAAAATATCTACACTAAAATTA  
ATTTAAAATTA AAACTAAAAATTA CTATTGGTTTGACATCCTAAAATAGTGCATTTTTGAATGAACAC  
TGAACGATTAACACTATCGTGAATCTATTACACTATAATTTTTGGTTATGTCACATACTAAAAACATA  
CATTTATTAATAAACTCAAAAATATATTAATGGATCCTGTGATAGAATTTTACTGTTTTGAAAATTA  
AAAACAGATTATCTTGAATTTCTCAGACAATCAAATCCTTGGATAAATATATCCATAAACATTATCGT  
TATCATGGCCAAGTGGAGCAACTTGGTTTAATGCATAACAAAAATATAATTACTTAAATAACGCTGTC  
CACATTATAGAAGATGAAAAAAGGGTAAGTATTATAGAAAAATGCCATTTTTATTCTACCCGTGATTAA  
GGATAA ACTTCAATAAAGTGGTCACTTCACCCAGTGGTGTGACGAAATATAAGGAAAAATCCTTGTGGC  
TTGGGCGTTGAAGCCCGAAGGAGTTATTGTAATTGTAGCTGCCTCAACGTCTTCGTTTCCCTTCCGA  
TCGAAAGTGAACCGACTGAATTATTCGCAATAAAGACAGGTCTAGATTTAGCAATCGGAAGAAATATG  
GAGAACTTTGTTATTATTGAATCGGATTATTTGTATGTCATTAATCTTTAAGACCTTCTCTGCTATT  
ATGTTATGTGACAAATCTATCGTAAATAACATTAATAATTTAGGCGAGCGTGTCTCTGTAAAGATTT  
TTATCATGCTCGTAGAAAAACACATGTCACCGCTCACAATTTGTAAGATCAATACTATTGGATAAATG  
ATTTTCTTACTTGGCTAGCTTCACCCGCTAACGCTAATATATCCCATCCCATGTAATCGGTTTGTGTC  
GGTAATAAAAAGTTTTGACTTTCAAAAAGAAAACGTTTTAACATATAGTGTA AAAAGTACCCGTGTTAATA  
GTTAATTTTTCTATATACATGGATCCGGACGATTAGATTATGAATCACAATTTTTGTATATATTCTAAA  
AAAGTAAAATCTATATAACACATTACACGGATACGAGTGTGTCGTAAGACACAACAAAACAATAAATTT  
TTTAAAGTCAGAACACAACACATTTAAGACACGACAATTA AAAAGATTGTAATAATTTTTATTTTTATAG  
ATATTAATATAATTTTAGTTTATCAAAAACAATAAATTTATAAAAAATACTCATTGCAACCAACAAATTT  
CAGATCTAATTGCATTATTTATTTGAAAAGTTTTGTAGATCTTTAGAGAAAACTATAAAAAATAGAAAGT  
TAAATGACTTTTTTCAGATTTTGTATATGTATATATGAAATGAAATATCAGGACTAGTATTGCATACGA  
TATGATACGTGTCCACAATTTTGTATATTTTTGTAGTGAACCTGCATTATTGTAGGAAAGTAGGTGCGG  
TGCTACGAAGGATTATTCACCTTAGATTTT CAGAATATGCTTTTACTTGTTTGGTTAATTTCCTTTTGGA  
AGCTGTAATAAATTGGAATTCGGAATAGCATCAATGTTTTGCTTTAAATCCATAACTTTTTATTGATTAA  
GAAGAGGAAGGAGTGTTTAATTTTGAACGAAAGTAGTATTTGTTTTTGCATGATTCCATTTGCACA  
AAATAATGATCTATATTCTTTTTCTTTTTTGCAAAAATGATATATATATATATAATATATATATATA  
TATATATATATTCCCTATTCTTTCACGTGTTACTTGTCTGTTTTAAATATGATATTTTTAAAAATTTATTA  
AAAAAATGTCTTATAAAAATTTATTTTGATTGAAAAAACTAACAGTTATTAGTTAATGCCAAAAATCAAT  
ATGTTGAAAATTAGGTTTTTTAAGTTTTTTAGAAAACAACCTCATGTATATTTTGTAAAACAAGATTTTT  
TACTACTGCTTTCTGAAAGCAGTTTTTTGACTGAAAAACGGATAACAAACGAACCCATTATTTTACG  
TATATATCTATCTTATTGAAAATAAATTGTAATATATTTCTATACTTCTAATTTCTATCAGTTTATAAGT  
TGAAAATTTATAATTTATTACAATTGGCCTGTATGAAAAATAAAATACGTGTTTAGCTAAATTTTCTAT  
ACATGTTAAGATTTTTTTACCAACAACGATTTATTTGTTAAAAAAAACAATTTGTAAAAAAAATAACT  
TGAGTTTGTATAAAAATTTTAAAGAGGAAAACCTTTTTTATACGCCAAACGTTTCGTAATGAAAGTCAAACA  
AAAGTTTTTCATGGCAAAACTTTTCGTATGAAAATATTTTCCGGGTATAAATTTTTTTTAGTACCAAACAA  
ACTAGTCTAACATATAAAAATAAGCTCTCTCTCTTCGCAAAACAATATACACATACCACCCTACATATT  
GGGAAAAACACCAAATGGAAACAGCCGAGATGTTAATTTTGTGAACAAATGATGATTTGGGAATATT  
TTGTAAAGCTTATGCTATCTGGCTTAATGTAAAGCTTGAATTTGACTTAAGAAAATTTTATTTGCATT  
AAATTTTTGTTAGGAAAATTTGATGATTAATATCGTACAGTTGGTTCCCTCACAAATGGATTTTTTTTTTAT  
TGTTGAGAATTTATAAAGAAAATGGTCTCAATTAGCACTAAAAAAATGGAATTAGACCAAACACTTAA  
AAAAA ACTTGAGTTTTTTGTTATATTATCAATTTTTTTTCACTTCAACTCATATTTACAGATTTTATTT  
TCATAAATCCATATAACTATATAAAAAAGTCATAAGTAGAAAAACGTCAA ACTATTGAGGAGAGAAAT  
ATAAACTTATAAAAATAAGTTGGGCCCAAATTCACCTAACATATCTGCCACTCAATTTGTAGGTATTT  
TTTCCAAAATTTGTCTGATTGGTGGTAAAAAATAACAGAATGGTCTATCTTTTTTTTTAAATACTCAATA  
TGGTCTATCTGTTTATGTTTCGTTAATTGAATTGACAAAAGTTTATAAAAAATTAATAGAACTTCGTTAA  
TTGAATTGACGAAGTTCATAAAAAATTAATAGAACTTCGTTAATTGAATTGACGAAATTTATAAAAA

TAATTAATATTACTTCGTTAATTGAATTGACGAAGGTGATTAAAAAAAAAATAGAACTTCGTTAAT  
TGAATTGACGAAGTTCATAAAAAATAATTAATACTACTTCGTTAATTGAATTGACGAAGTTCGATAAA  
AAAAATATTTAATTCCCGTTCGTTAAAAAATATTAATTCAATTCAATTCAATTAGCGAACGGGATTTT  
TTTTTTTTTATCGAACTTCGTCAATTCAATTAACGAATTAGTATTTAATTATTTTTTATGAACTTCGTC  
AAATCAATTAATCAAGTTCTATTTATTTATTTTTTTAATCAACTTCGTCATTTCAATTAACGAAGTAA  
TATTTAATTTTTTTTTATGAACTTCATCAATTTAATTAACGAAATCTATTTAATTTTTATAAAATTCG  
TCAATTCATTAACGAACATAAAAAGATAGACCATATTGAAAAATTTAAAAGAGAGCTAGACCATTCCG  
GTATTTTTGACTACAAATCAGACTATTTTGAAAAAATACCCAATTTATAGCTCAATATGGTACTATA  
GCATTCCTCTAAAAAATAATGACCCCTTCTTGTTTTGTAATTTGGTTGGATAGATTTAAAAAGAAAT  
CACGAATTTCAAAAACAATATCATCTTGCTTGACATTCGAGTCTAAGTTTATAGCCAAAACAATGAGT  
ATAGGAAAGAGTGTACGTTGTTTTCCAAAAATCACCCGATGATATTGGGAGTTTCTTTTACATAAAA  
CAGTGGTAGCGTTAAGCTTTACATGAACCCAGATATTTTTATCAACCTAAAAACCCCGGATTTCTAA  
CCAACGAAGCCCTGGAATTTCAAAACTGACGAGTAAAAACTTCTATAACCAAAAAGTTAACCACACC  
AATTACAATGGGGTAAATAACTAAACAATTTCAATTGCTAAAAATGCTTACTTCTCAAGCTACTCAATA  
AATCCATAAGACAAGGATAGCAAATGGAGACATGTAAAAAATATCCGAGGACTAAAACAAAAAAGAG  
AAAATTTTGCTAAGTTACTCTATTCACTTCTCCAAGCAAAACAAAAGCAAAAGAGAAACCGGGATCAGGT  
GATTGAGAATCATTGAATCTTTGCGACCATGTACAGTGTGAAAAATGCGGAAGAAAGTTGTTGGCT  
CTTCTTTAAAACATCTTCAGTTTTGAACATAAAGACGGCATTTCGAAGTGATGACTGAACAACCAGT  
TATAAACATCCCAAAACAACCTCCACTGCAATGCCATCGACTAGGATAGTGTGATTACCCCGAACTTC  
CATTGTAGCTGGTTCACTTTTATAACCGCTTTTGTATCTATACATACTACTAGGCATGCGTCATTAGT  
CCTATTCGTGTGATATTCGATTGAAAGATCATGTACTTTACCTTGGTTCACAGAATCGAGCTTTCGTAT  
TGAATACTTTTTTACCAAAAATGTGCTCTCTTTTGGAAAATAAACATAGCATTGGATGGAAAACGTTC  
ACATTCATCTTCTTCAAAGCTTCATTGTTTCATGTCTCCGATAAGAAGAACCAATTTTTGTTTCGACAT  
GATCGCCAAATAAAAAACCTCCAAGGGTCCGGTCCATTTCCAATTTTGGCGACGAAAACCTCCAAT  
AAAAATCGATTTTACTCGGACACGCTTCTACAGTTTTTGATCCTTTTTTTTTTAGAAAACAGCCAAGGT  
TTTATATCAACCTTGATAGGCATTGATTGGCATTGTCAATAGCAATTTCTAAGGCCATGAGCCAT  
CAAATTTCTTCCCAAGTAATAGTTATAAGGCACGAACGACCTAACAAAACGGCATTGATATACACATA  
TCACCAAATTTTGAGAAAATTTGCTAGAGGTTGATGATGAAAAATCAGCAACTTGACCCGAGTTTTTCG  
CTGAAACAAGAAGGAAAATCCCTCATATTGATTTTCTTTCGCGCATCCTCTCTCCAAGGACTTTTCAA  
ATGCACTTTTGGGGTATTCTACAAACAATATAACTAGGCTCAAAATCAACTGTTAAATACGTAAATAC  
TAATGCATACCAAGATACTAAAGGAAAAATGAACAAGAAAGTACCTTAATTTATTAGAGATGATGCAA  
AGCTGCAACAAAATCTCTCATAGTTGAATTTGATCGAGTATAGGTTTCCACATCCATTTCCGCAAAAC  
CGAAACCGGTAAAAACATTGAAAAATTTGGGTCTTCTGTTTTCCAATTTAGAGAAATAAAAAATGTGTAATG  
TGGAGAAAGCAAAATATTTGAAAAGTTAGATAAGAGAGACTTGGTTACTCTTATATGGGGAAATAAATTG  
GTTTTTTAAAATCTGAGAAAATAAATAAATAAACTGCTGTGAAAGAAAAGTAAACAATTTTTAATGAA  
TTTTTTTTTAAATTTAAGAAAAAATAGAGTTTTGAGTAAGGTACAATGCTTTGCTCTGAGCATTTCAT  
GAAGAGGAGCATTAAATATATAATAACATTTATTTCTGTAGAGACATTACATTTACATTACCTGCTA  
TAATGGAATGGTAAGAGCAGCTGTCTAATTTTTAATCATTTACTTAAATATAACACATTTTATATAAA  
GTTTCATATTTAAACAAAAATTTAGTTTTTCTATTAATTTTCTTATAATAATCATGCATTTTTTTTTATT  
ATCATTTAATAATCATAACAATATTACAACCACAAAAATTACACCACATAGTATAGTTTATTACTATT  
ATATTTATCTAAACAATCATATACATTTCTTATATATTTGACGAATTTTGTTTTCTCTTAAATTTAGC  
GAATTAATAGGGTTACTGATGCATGATAATTTTTTATACAATAATATTCAAATTTAAAAAATAATATG  
TTTTTAGTTATCAGTAGGGTGGCATCGGTTCCGTTCCGAACCTTTTGACTACATACCGATACCGTAC  
CAAACCTAGTTTGGTTTGATAATTTTTTATACCATTACCGAACCAAAAAATTCGATATACCAAATATTC  
GGTTGGTTCCGGTTCGGTTTTAGTTTTTATACCAAATTTAGAGTTTATAAGCGATGATAGAAAAATGGT  
GCGTTTTGGGAAAAAAAAAACATAGTATAAATTTTTTAAAAATAGTAGATTAATAATATATATATTTT  
ATTTATATTTATTGTTACCTTTATTGTTTTTTTTACATAAAAAGAGTAAACACTACTAAACATTTCTAGTA  
AAATTTATAAATAAATAGAAATATTATAAATATTTACTAGAAAAAGTAATATAATTATATTATAACAA  
CGTTAATAATTAAGTTTATATAAGTGTTTTATTTATTTGTCTATATACTATATTTTAAATTTTCGGT  
TTGAATCGGTATCATAACCGAATTTACCAAACGAATACCGAAACCGAAACGACTTTCAAATATCAGTTC  
GGTTGTACCGTACCGTAATATCGGTATACCAAATTTTATGATATCGATTTGATTGGTTCGGCTAAAAAC  
GATCGATTAATAAATACCACGCCAATTTATTAGATGCGGATGTTGGTATTGGATGGAAATGTGGATTT  
TACAATACTGTGCTTAAGGAAATGAGAATATATATATCTATATATGTTTGTACAGTATAGTATGACCT

TCCTTTAGCTGACAGTCCCACATGTAAAAATCTAGCTACCAGACCGACCAAAGGGGTAGTGCCAAATTC  
CTGAGAAACAGTTTTTTTTCTACAGAGATTCCCTGGCTTGATTTTTGAATTTTCAAATTTTTGGAACCT  
CAAATTTGGAAATTTTCAAGATGAAAACAGAAAACCCGTTTCTTCAGTTTGATGGAAATTAAGTAGT  
GGGCTCCATAGTTTGAACAAATATTCATGCGTGCAGAACCTGTACAAAAGCAAACCTCTTTTACAATATT  
AGAGATGAAAGGTTAACATAGACCCACCCCTTTTTCAGATAACTGAAAATATTGAAACAGTAAAATT  
TACTTATTTTGTAACTAATAAGCATTGTGAATCTTGATCAGCTATCAATTGGGTCTTTGTTTTTTG  
GTAATTAACACTACATTATGCCACAGGAGGTATATCTCAATATAAAACATGTTCAAACACTAGCAAT  
CACCATGAAATAGAATAGAGATATAATTATATTATTAAGTCTTGAGTTGGAGAGAAGAATAGAATGAT  
TTTTTCAGAAATACTAAGATAGACAAGAGATGTGACCTATACAGTGCCGTCTTCAACATTTTAGAGAAA  
CAAATTAATTTAAAAAAAAGACCTTAAATTAGAGTTTTTTTCCAATAATGATCAGTAATATGACTTTT  
TATTAATCATGTTTTAAGGTAAATTGTTTTAATTATAACGTATTAAATACAACAACTATTCTAACTA  
GACTGTGTCATTTAATTGTTTTATACAGTCTAGTTGTCTATTGATGAATATACACTACTCATAACTAG  
TAAATACTCTATCCGCCCATTTTAAGTGTCTCTTGTATTTTCGGTAAATATTAAGAGCTATTATTA  
ATTGCATTAGAAACCTACAAATATAGTCCTAATTTAAATTAATAATTTATTATTGTCAATTTTTGGAA  
TGTATGCACTGCAATATTTGAGCATATTATAGTACTTTAATCATTTTTTTTATTGATAAATAGAAAA  
CGGACACTTATTTTGGGACAGTCAAATATGAAATAGTTGACGCTTATTTAGGGACGGAGGAAGTATAA  
AACAAATATGAGTGAAATTAAGCAATAAACAGTAATTTTTCAATACATATAATTGAAAAAATGGGCC  
CGGGTTAGAGCCTAATGCCTCTTAAATTAGCCTCTACGGCCGTATCTGGACTTATAGCAAGTTCAACG  
GTTGATGTTTGCAGCGCCATCGAAGGCGCAGATGAGCAGTGGCATGCCATTTTTAATGGCCATGAAA  
GAAGGAATGGTGTGGCAGACACGAGTCTCACCCATTACAAACAGGGCTGGGTATTGGAACCCATAAAT  
GAAATACTCTTGAACACGAAACGATTAATTATATTACTCGTAGCGTTGAGAGTGCATCTCCAACATA  
TAATTTTTTTGAGTGCTTGTAAAAATAATTGGGATAAAAACCTGTCTACAAATTAACATATATGAGAGAGA  
GTTTTTCACGACTCACTCGTATATCGAGATTGTAGAGAAAACCTACCCCAAGTCATGTTTGCATTAAAAC  
AAAAACAGAGAAAGTTCAACAGTTTGTCTTAAATCTCGAAAAGTGGAGTAATATTAAAGAAGTCCCT  
GATTTCGATACACCTTCAACATGCCCTATTCTAATTTTCATTTATAAATTCACGTGGATCTCGTATTGT  
TACGACTTTGAACAAATATTTACAAAAATATACAATTTATTCTTGATAATTTTCCTAATTTATGTATT  
AATTAAGTTTGTGATGAAATTTGGAAATTTTAGATTTACTAGTAATTTGATACTTTTGTATTATATGT  
TTTCCCTAAATTTAAAAATGTATGCATGAGTTTAAATTTGTATATAAATTTGTTGGAATAAATTTGCTAAAT  
AATTAACCATTAGGGTTATAGATTAATCAACGTGACATGAATGTCATAACGAGACATGAATGTTATAA  
GGAGAGCAAGTGCATCAATTGCATCAAATACCACTTCTCTCAATGCTACGTCTTATCAAATTAATTTT  
TCATACCTTTTTCACGATAAATATACTCCAAAAACAAATAATTTCTTTCCCTCCATTTCCCTCAAC  
CATATCATAAATAATACTATCGCTCCTATACAATAAATTTGTCTGTCTACTTTCTTGTTTGAAAGTA  
GTTAAAAAATATGAATAAGAAGGATCATGTAAAAAAGATTGAGTATATTGTGTAATTAATTTGAATGGG  
TAAACTAGGGGTGTGCAAAAAATCCGCAACCCGCCCGTAACCCAATCCGTGCGGATTGGGGCGGA  
TTGGGGCGGGTTGGGTGTTAAAAAAGTTAAATCCGCCCGCCCAATCCGTAAAAAATCGTGGGT  
TGGGTTAGGGTTGGGGTTTTCAAACCGGGTTAATCCACCTCAACCGTTTCAATCCGCATATATAT  
ATATATATATAAATATAAATTTTTCGAAGATCTTTTTTAATAGAGTTTCTATATTATAATAGTATTGA  
TTTTAAGAAAAATTATATATATAGACAAAAATCTTTGGATTGTCCAACTTAAGCTTAATGATTCGAT  
TGATATATTGTCAATATAAATTTCAATGTATTATCTCGTACTTACAAAAAGAAGGAATTTTTAATCTGGG  
TCTAGGTAGTATGGGTGGTTAATTTATTTTAAAAACTTTATTTGTAATTTGAATTTATAGCGAAATATG  
AATTTATATAAAGTTATTACGAAATCTGTAGCTATTGAACTTGTGGATTCAATTAGCTATTGAACTTG  
TGGATTCAATTAGCTATTGAACTTTATTTTATTACGTTGATGAAGAATAATTTGTTTTGTTTTGTTT  
TGTTTTAGCTTTGTCACTTGTCCGAACATTCTAAACGATTTTGGTTGGCTTTTAGTTTATATTTCT  
ATTTGAAAGATATATTTTTTTTTAAATATTTAGGTAAATTTATGCGAAATAATGAAAAATTAATGACTAA  
AATGAAAATTTAAGAAACAACCCGCACCCAATCCGCNCCGCTTGATAATGGGTGGGTGGGTGGGT  
TGGGGTTTTAATTATAATGAGTTGGGTGGGTGGGTGTGATTTGAATTTTACTAATCCGTCTCAAT  
CCGTCCC GCCATTTATTTTACGGGGCGGGTTAGAATTTGCGACCAATGCGCTCCAATCCGCCCGTGCC  
CACCCCTAGGTAAAACAAATAAAGTGTCAATTTTCAATTTGGATAAGAATTTCAAACATGTTGATGCGG  
TTGCAAGTTCCTAATAGTATTATAGTGTGTAATACTTAGTTGAATGACTAAAACAAAAGTGTAGT  
TTTTGCCGAGCCTATTTTTATTTATAGGCTCGGCTTATAGATTTTATTCGCTAAACGACCATCGGGCC  
CTACTGAAGCAGTTGACCAATAATATAGCAGTAATCAATAAAAACAGTTTAAATATCATTTACCGTCCG  
AGACTGTACCGTTCCGACACCTAACTTGTATCCAGCTTACAAAAGAGAAGTGAATAACAGAGACAAT  
ATATGAACGTATATATTGTGCATGTCGGTACAGGGTTGGTGTTTTTTTATCAGAAAGATGGGTCCGTC

GGAACGTTGGAGGCAGCCGCGTATGGTGTGGTACGGCGGCCCGTTCCGATGATTCCCGAACTATACG  
TGTTTTAAGTATTTTTCGTTGGCGTTTCGGTATTAGTGAGTTATTTAATAGACATGTTTATGAGGATAAA  
TAATTGCAGGAATAATAAGAGGGGGTTAGCCAAACCAGCCAAAGGTACGACGTAGGATGTTTCGTGAC  
CCGTGACGAACACTCGGACATGAGCCAAGACATTGCATGACTATCGTAGCTGCAGAGGATTAAACTCG  
ACCTTGGGGAAGTAGAAACCCAACTCGGATTACTGAATTTAGTACTAATATTTCAATATATAAATCAA  
TAGCGACAAAGATCAGCAAATGGTCTCAGTTGGCTTCACTACCACTGCCGAACCATGTGGTGGATTTG  
TGTTGGTATAAATATATATATATATATATATGGTATATATTTAGCTTAGTATGTAGGTATTTAGTTCC  
GATGTATATAGGTAATATGTATCTCTGTATCTGAACAAATATCGGCAGCCAAGAAGAGAGAAGAGGAG  
AGAGGGAAAAAGCCTCTCTCCATCCGGAAAAGATTAGTATTTATATGGGTTAAAAATAGGTTTTACTAT  
TCATTTGGACCTTTGATAATCGGACCGAAAAGTTTAAACGGTTTTTTATAAATGCAGTACAGTTTTATAT  
AAAATAAATACTGTTAGACACGTAAATTAGACCGTTATAATAAATAGATAAGGAATACCTTCGCCAGT  
TTTTTACTTTGAAGAAGAATTATGCGGTTGTAAGTTCTTAATATACAATAGTCAAAAGTTGAATTAG  
GTCGGGGATCACCCATTCTTATATTGGGGTAGGACCAAATTTGAAGAGTGCACACTTTAAAAATCA  
ACGCACACCATATTCTGTATTACGACTATTTTCAACATTTATTGTTGAAAAATTTGTGATTTTTCTAAA  
CCATTTTAATCGAAAGTTCAAGGTCCACCACCGTCAAAAGAACTCAAAATATTACATTAGCTAGGGAGA  
ATTAAGACCATGTACAAAAAATTAACAAGCAATTATATTTAAAAATCAGAGGCCATAAATTAATGAAG  
TATTTCTTGAATACAAATTTCAAATGTTTCATTTCCCTTTTATGATTTAGTATTTTAATATTGTGTTTG  
TGTTTTTTTTTATTAAGTGCCTCAATATTTGTTAATCTATATTTACTATATATACTCTAGTATTTTCAT  
CAAAACCACTGCATGGTTCGGTGGTGATTAAACTATAAAACCTTTTTTAAAGAAAATTTGGAAGTGCCCC  
ATCAAATCATTAGAAATATATTA AAAAGCAAACCTTTTTGCTAGAATCATATGAAATTTCTTTTAAAGC  
TTTTCAAACGGGATAATTAGCCCTATCTTTTAAACATTTTCATCCCGTCCACTTCCACAACGAAATACT  
TCTATACATTTCTCCATATTTATAAACACTACAAATTAATGTCAAAGACAACAATGAAATTAGCGAT  
GTTTTATTGAAATTTGTA AACTTTTTTGTGCGACATGATCATGAGAACGTGAAACTGTTTTATTAGCAACAA  
ATTTTGTTTTACTTGTGACTGTAGCCAATAAATCATTCTATTTTATTTCGATCGGTGCTACATGTCCGA  
ATTATGAGCAACCTACAATACAGACCCTAGCTAGGTCAAAGTATTCACATGTCACTAAACAAATTTCTA  
TTTTTTTTCTACAATTGATGAGTTTTATCTCAAAAAATATTTACATCAAACTCATAACCAACTCTATA  
TTCTTAGAGAATACCAGTATGACTATTTACAAATCAATTA AAAAATTAATAGATCTCACTTTAAACATA  
TGCATGTTATTACCAAAAATATGAATTTTATATTA AAAATATAATGTTAAAAATAGTTAATTTATTGATAG  
ACATGATGTTTTCGACGAGTTTCATAAAAATATACACGACTTTTTTAAATAATAAAAAAGTTGAATTTTAC  
AATACATTTGATTTTTTTTTTATGAGACTAATGTGAATGCTCTCATATGATTTCTTTAACTGAATCAA  
ATACTTAATTGTTACGATACATGAGAAATCGGGGTATTTCACGTTATGTAGTAATCATTATTTCTCGTA  
TGTATCCAATTGGTTGGATGAGAAAACAAGTAGAGTGATTTGTCACATGTACTTTGATCACAAAGTAAT  
TGTCTTTACTTTTTCCAAATCAATTGCCAACCTATTAGTCTTATTA AAAAATACTTGCATCATTATTGAGT  
GTTAGTATTTTTATCAAGATTTCTGTAAGTAAATATTTAGAAAACAATCAAACAAAACCCATGTGCTCTT  
GCGCCTTTTTGATTAGAATCATAACAGGCAGTGGCATAATTTTTCCAATAAATATTTTTGCGCGTATATAT  
GACATACATTACGAATACTAGTATACTACATACATATAACATAAATCTGAGGTAAAACATACTATGGT  
CTGACACTGCCAAAGGGTTAATTTGTTTGGTTTAGATGATATGTGAAATGGTTTAAATGTGGAGCCTT  
TTAGTTTGATAGTTAAAGATAATTTAATGTGTATATTTCTCTTTTTTTTTGTTGATTTTTGGGCTGTA  
CTACCTGAGCAGGAGGTTTCCAGATAGGGGTGGACTCAGAGGGTGGCCGTGACCACCCCGCGATTTTT  
AATTTAATTTAATTTTTTTTTATACGTGTAATTTAAAAATTTTATAAAAATATATATATTGATGACCATACT  
TAATTA AATAA AATAGTTGTTGTTGTAGTGATAAAAATTAGCTTTAAAGTAATGGAAGGTTAGGAGTTC  
AAATCATGTTAGCTGTTTTTTTTCTAAAAAATTTCTGTTTTTATCTTGAAATFACCAAATTTTCGTAAAT  
GACCATTCTATTTTCCCAAACAAAATTACTAAAAAATATATTTTATTGTTCAATACCTTTTTTGCT  
TAACCTCATATTTATTTTATACTATGTTAAAGATAGAAAAAATTAATTTAGTTTTGTATTAGATCTTAT  
TTATTTTATCATCTATTTCGACATATTTTTTACACCACGACCCCCCAAAAAAATCATCCTGGTTCCGCA  
CTTGGTTCGGTCATTCTGAATGATTATGTATTATGTGTTTTTTTTATTTAGTCACTTTGAATATGTTTCA  
ATAATAACGAGCCTAAGAACAGCTCTGGTTTTTCTTAACTGGAAAAGTTTAAATTTCTAAACAAGTAGG  
AACACTTTTTTCTTACCAAGTCATGAAGTCAATATACCAACTTATTTAAATAAGATCCTATGGTAAAG  
AAAAC TGAGTAGGTCAGAATATATATTTAATTTAAGAAAACAAGATACAAGCAAGTCTTAAAAGACAAA  
CTACTACTATATCCAAGCTTGGATGATTGTCAAATGTCATCCCCACAGACGGGATTCATAAGAGGCCG  
GGTTACTTATTAATTAAGTTGACAATAATACTATGTGTACACATCTACATCCATGTCCATGTCCATGT  
CCATACATCACTATTAATTTGATATGTGATGATTCACTTGTTTTTAAATATCGTCACTAAAAAATAGTT  
AAACACTTGGTAAAAATCATGCCACATATATGCGAGTGGTGTAGAGATCTTGTGTTTCATTTGTGTAC





TTTCACACTGCAAATCACTTATTTGAGGATCTGATTAAAAATCAAGTCCACGTCATATATTATTTTTA  
TTTATTTTTTTAAATTTATTCCACTCAATTTTATTACAAAATAAAATAACTCTAGCACCTCTATATTATA  
TATCTTTACACTTCATTTATCTACAAAATAAAATAAATTTAACCACTCCATCACACTATTAATTAATAC  
GTTGCTCTGTTTTTTTTTTCCGTTTTAAACTAAATACAAAATTTAAAAATTTTTTATAATCATAATATTAT  
ATCAAGTTAACACTTTCAAGTAATTTATATTTTTGCACTTTTTTTATTTATTAATTTTGTACTTCCGAG  
TAAATAATTAATTTGTCCCCAAAACCATACATGTCATTGTTTTCTTCCACCTTTACCTATCCACATA  
AAACATTTACATAACCCATATTTATTTAACCAATTTTCAAGTTAACCCGGTTAAATGTGGATAAGAAAAG  
ATGGAAGAAAATAATGATGTGTAGGGTTTTTGGGGACAATTTAATTTACTCGGAAGTAACAAAAT  
TAATAAATAAAAAAGTGCAAAATATAAATTACTTGAGTGTAACTTGATATAATATTTATGATTATAAA  
ATATTTTAATTTTGTATTTAGTTTAGACGGAAAAAACAAGAGTAATGTATTAATTAATAATGTGA  
TGGAGTGGCTAAATTTATTTATTTTGTAGATAAATGAAGTGTAAAGATATATAATATAGAGGTGCTAG  
AGTTATTTATTTTGTAAATAAAATTAAGTGAATAAATTAAAAAATAAATAAAAAATAAATAAATGACGT  
GACCTGCTTTTTTTTAACTATCCCCAAAATAAATAAATAAGTAAAAATGATGTGATGAGTAATCTCCCTC  
TTTTATCTCTTTCTCTCTCTCTTTTTTTTTTATGCGAATGTAGCAAAAAATCTCAAGTTTTATGAGAGA  
TACTAGAATAAGATCGTCTTTTCATGACCCCATTTTTTCGGGTGTCAAAAAAGATAATTTTTTAAAT  
AGAAATATGGAGAAAAAGATGACCCATATTGGAGAAAACTGTTCTGAGTTTGTGGAAGCTGATCCCAC  
CGGAAGATATGTTAGGGTCAGTATGTATACATTATAATTTATAATTTAGATGTATGTATATATATGTG  
TGCAGTGGCGGAACCAGGATTTGGATGCGGATGGGGTTGAATTACATGTGTATACTATGTTGTAATTA  
GGTCAAATGATCATTTAGTATATAATTTGAGACTTAATTTTCAAAAACCCATGATTAATACTATTTTT  
AACTTAGGTACTTAGGCTCAGCGGCGGAACCAGGGTTGTGAAAGGGGGTTGTTTATCTATGAAAAA  
AATGTATACCTTATATGAAGTTATTTTACGGAATGGGGGAAGAAAACACTAAAAATTTAAAGATTTTGAT  
CAAAATACATAGAAAAATCTATTTTTTTCATAATTTTTTTTTTTTCAAAAATGTGGGGCTGCAGCGCCGAC  
TGTGCCTACCTAATTCATTTTCATGCATATGCTACGTGATGCTACTTATTTTTACTCTTTGTTTTTAAAC  
TGCTACGTTAATATGTGACAAATCTTAAGTAAAAGTTGAGAATGTCGTTTTTGGTTATTGTGCTTTTT  
ATGTACTAATCAATAATTCTCCCTTGAATTATGGGGTGGTGAAGTTTATAATCGCCAACTTTATAG  
CAAAATACATGTTTTTTTTTTGGGTTTTCTGAATGTGATACATGGCTACTCCCTTGTGTGTGTTTTAT  
ATATATGGAGGTTAATTTATGGTTTTCATTTTTTGTGATTGCAGTACAAAAGAAATACTTGGAAGGA  
GCTTCAAAGACGGTGTATGTTCTTTCTATGATATGTACATGAATTTGGTTAATTTCCAAATGTGTCA  
ATTACCTTGTGCTATTAATGTTTTGTATTTTTGAACTGGATATTTACTAGATTTGATTAGTGCTCATCT  
TAAATTTAGCCAAGTTTGGATCTTTTATGCCATTCTCAATCTCCTTTAAAGTTTCTTTTGGGGTTGT  
AAAAGATTTTTCTTTTAGTTTTGCAATTTTTGGTACTTCTGAAAGCTTGTTTGGTTGCACCTTTCAAC  
ATCTTTCTTTTACTTTTGTCTTTTTTGTCTTATATGTTGTAATGCATTTGGGGTAACCACCGTAAGCTGA  
AAACAAAACCTTTCTTTGACTCCCAAAGGGCTACAAAATTTAACGCTTAAATGACCCAACATTTCTC  
ATAAGTGACCTATGTTTTCTAAAGCTGCAGCCAAACAATTCCTCAGCAATTTTTTAAATGGGTAATATA  
AAAATACGACTCTTTTTATTGTTTGGTTTTCAGTTATAGGGCCTTTGATGAGTATCAAGGGATTGAAGTT  
GCTTGGAAATCAAGTTAACTTAACGATTTTCTTCAAAGCCCAGACGATCTGGAGAGGCTTTATTGTGA  
GATTCACTTGCTCAAAACACTTAAGCATAACAACATTATGAAATACTACACCTCATGGGTTGATACCG  
CGAAAAGAAACATCAACCTCATCACCGAAATGTTTACCTCAGGGACACTAAAACAGTAAGCGCCTTG  
CAAAGTAAATCTTAAGATACTAGATTATTTGGTATCTTATAGTGTAGCCTCACCATTTTGGATTTTTT  
TTGTTTTATCTACTAATTATACCTGGGGCCTCTTTGGCATTTGGTAACAGCCTTTGAGCTCGTAATTTG  
TGCTTTTTGTTTTAAAAGTGGTACTGATTTAATTTAGTTTGTTTACTTAAAAATGAGCTTTTTACTTTTT  
GCTTTCCAAGCTAGAAGTTTGTAAACAGGGTGAACCTGGATTTCTTATCTGCCTCAGATAAGTCAGCTT  
CTTTGCTAAAGCCTCACCAACAAATCCTTAGGGTATTTTGAAGATTTTTTATCTTGAGCGCAAATTTT  
GTGATTTTTTGTCTTTACATTGTACTGCATTTTTGTTAGGCTGGTTTGTTTTATAGTGAATGTTTTTG  
TTTCTCTTCTAGCCTTCAAAGTTAGAAGATTTAAGTTGAATGAACCTTGTTTTTTTCCAGCCTCAA  
ATAAGTCAGCTTATGTGCTGGAGACCTGCAGGCAAAACAAATCCTTAGTGGGAATTCGAAATCGTATAC  
GTTTCTAATCTGGGTCCACTTTTCGTTTTGCTGTTTTTCCCTTTTTTCGTGTTTGAATATAGGTATAGAG  
AAAAGCACAAAAGAGTAAATATCAGAGCAGTAAAGAGTTGGTGCAGACAGATTTTGAAGGGCTTTTT  
TATCTACATAGCCTCAATCCCCAGTGATACACAGAGATCTTAAATGTGACAATATTTTCGTTAATGG  
GAACCATGGAGAAGTGAATAATCGGAGATTTAGGCTAGCTGCTATTTCTCGAAAAATCGCACGTTGCTC  
ATTGTGTAGGTAATTTTGTACTAGTCTTCTCGTTAAGAAAAATGTGCATTTTATTAAGTATGTTAGG  
TGCAAGTTAAGTTGGAGTTCGTTATTAGATAAGGGATATGTTTTTAAATGTTTCCAAAACCTGTTTTCC  
GATGCTGCACGGAAACAGAATGTTGGATATGTCCCCAAGTAGTTTCCAGAATCTTCATAACAACTT

CCTTTCTTGAAACTTACAAATTA AAAATAATAGTATCTGCTGGTTTTGGGAAAAGGCTTTTCGTACA  
TTAGACTGAATTCACATGAAATAGTTTCTAATTAGAAAATGCTCAAAAATTAGCAATTATATTTAGAAT  
TCAAATAAAAAGTTATGATAACATAACTGAACATGTATGTTTAAATTA AAAATGCCTATCTGTTCCCTT  
TAACTGTGGCAAGAAGTATGTAACCATAGCTCCAAAAGCCATGAAGTCAGGGGGAAAAAATTACATGAA  
GAAGTTTTCTGAAATAGTATTGACGTTTTTTTTTTTATAAGACCCAATTCTGAGGCATATGAAAAGGTGT  
TTATCTCAGGTTTTGTATTTGTAAGAGAGAATAACACGAGAATAATATAATTTGCAAAAAGCTTTGTTA  
TGGCAATAATTTAATGATCTCTCCGAACTCAACAACTATACTTCGTTTTCTTTTATGCATTGCTTGT  
AAATTAAGATTGGATCGCTTTTTAAGTGATTGATCGAATGTTTTCTTTTTTGGGAAGATCAGGAACA  
CCCAGTTTTATGGCCCCGGAAGTGTATGAAGAAGAATAAATGAATTGGTAGATATTTACTCTTTTGG  
AATGTGCGTGCTGGAAATGGTGACTTTTTGAATACCCGTATAGCGAATGCACTCATTTCTGCTCAGATCT  
ACAAGAAAGTCATTTTCAGTAAGCACCTTCTCTCTAGCAATAATATTTGCACAAAATCTCTACCCGTTG  
TTTAGTACGAATGTTGCTTAGGGGACAATGAGCCGCATACCTTTTTTTTTTTTTGGAAAAACAAAAC  
AAAACAATCATTATAAAAAAAGTCAAAAATAATTGTACGAGACCCAATGCCAGTCATCTGTGTATAC  
AGATCCATGTAGAAACCTATCTATCGTTTTGCCCTCCTTACTCTGTCTTCTATCTTTATTGATTTTA  
ATTTCTTTAGGGGGAAAAGCCAGATTCTTGTACAAAAGTCAAGGATCCCAGCTACGTCAATTTATAG  
ACAAATGTTTAGCCAAGGTGTCACTTAGACTCTCTGCGGGGAGCTTTTTAAATGACCCTTTTCTCCAA  
ATTGATTGTGAATCGGATTTACAGCCGATGGGATCTTGGAAGGAGATAACGAGCTCTCTCTCTCAA  
GGAGTCTTCCTGCGAATTAGATCATGACAGAATTTCAAATGGCAACCGAACTTTGAGTGATCACTTGA  
ACGTTGTCAACTTTGGATCTGCTGGTGAAGAATATGGTTTGACAGACATAGAACAGCATGGAGCTGAA  
TTATTTCCGCACTCCAATGACGAACTAGAGGAACATTTGACAAAATGTGGGGATAGCCATGAAAGGGAA  
AAGGAAAGAAGATGGTAGCATCTTGTTAAGACTTCGAATTTCCGGATGATCAAGGTCAGGATCGTATCC  
AACTTTTTGGTAAAGTTTTCAAATATAGTTATGAAATTTATTTTTCAACATTTTATTGGGTTAATTACA  
ACATTGTGCTATCATTTTTATTCCAGTTTTGCTCACGAACCTATAAAAATTAGCAATCAGCACACCAAT  
CGTAAATTCCTCAAGGGTTTGGCACCTTGGTGTATTGAATCAAAAACGGCGTATATCTGTTACTAA  
TTTAGTTACCTAAACCCAAAACCTTTATACATCATTCTATCACGTGTTTCATTTTTTCTACACTTTCTA  
TCATGTTTTTTTTCTATAGTGATAACTAATCTATGATTCTTTTCTATGTAGTGACAAAAGCCAAA  
ATTATTGCTAGGTTGGTGTTCATTTAAAATTTGTCTACATTGAGACTCAACATTGAAAAAATGGTA  
CAAAGATTTTGTAGTTTAAACAAAAAATTTGTTGTTCAAAAATTTCTACTTTCTGGTGCACACGACAAAC  
ATCCTTTTTAATCGTCAACTTTTCAGCAATTTATTCTCGAATTTGGAACCTAAAAACTTAATTTCCATTT  
TTTTATTAATATTCAGGAAGGATAAGGAACATCTATTTCCCATTTGACATTGAAAACGATACCGCTCTA  
AGCGTAGCGACAGAAATGGTTGCGGAACTGGATATAATCGATCAAGATGTAACAAAAATAGCCGATAT  
GATCGATGTTGAGATTTTGTGTTAGTACCCGAGTGGAAATCCCGGGCCAGGTAATTGTTGAAATCCCC  
GTACTTCTAAATCAGTTTGTGTTGCCAAAGTTGCTCATCCAAGAAATAGTTTCAGACGGTTCATTTTTGAAG  
TTCTTGTCTAACACTTCCGTTTTCAAGAGTTGAAGATTTTTGCAATGTTCCGGCAATGGATGTGCAGC  
TATGCATGGACGGTTTGAACAAATCACCTACCAAATTTGATAGCCCTCGAAAAAATCCTTCCAAAGATG  
TAAACAACCCAGTACATCAAACCAGGTAAACAGGAGAGGAATTAGGCAGTGACGGTCTCTTTATTTA  
TAAATGAAACATTTTGAAGTACTGTTATACATTTACAACAAAATGTGTATAAAAAAGTGATTTGGTAT  
CATTACATAATAATATATATAAATGTTAGTACTTGACAAGTTACTGATTCTGCCACTGCAGGTAACC  
AATAACTATAACCAAGCAAAAACCTTTGGATAGGCATGAAAACCTAGAGTGCAGTACGCATGGCTTGGG  
AGAGAGCTGTTCCGGATGGGGAAAATTTGAAAAAGTGGATCAAAAATAATTTCAAGCGAGGGTAAGATCATCA  
AACACAAAGAATTAATGGAGAGAAAATCGTTCTTTATTTGGGAGAAAAGTTTATTAATCATTAAGCA  
GTTTCTTGTCTTCTCAAATGACTTTTCCGGGAGATACGAGGGAGAGATCCAGCAGGAAATCAGATGGGT  
TAAAGCAAAATATCAGAGAGACATGACAGACCAGCAGTTGCGACTCATGCAAAAATCTTCGATACAAA  
AGAGAGTCATTAACGGGGTATCACCATTTTCGATATCAAACCTTTTCAAGGTGAGATTATTTCAAAA  
TCTTTTTTCGAGCGAAAGAAAAAAGGTCCCAAACCTCGAAAATCCGGGACCTGCTAAGAGCTTTCA  
CATAGAGCCTTTTTGTTCCCAACCTCTTAATAGATCAACATCTCTACCAGTTGATGCAATGTTTCCCT  
TTGGATTTCACAATTTGATTCTATCGGGAGCAACTAAAACCTCATGTAAGAGTAGGATGAGGTTTTGTTTT  
TTATTAAGAAAGGAACAATTATGATCATCGATAAAAATTTGGTTTATGATACAAAATGGTAAAGTCTTT  
TGTATAAATATGGGGTCACTAGTGGAGCTCTAATGCCATTATTCACCTAACTAGTTTCTTCACTATTA  
TTCACAACTAGTTTCTTCACTATTATTGTCAACTAAATGTAGTTAGGCAATAGGTTTGAACCTGGTTT  
TTATCTCAGTTCTTGCCATAACTATTGCTAAAATCACAAGGACCATACATGTATAAATAGAGAGCAGCCT  
ATCTACCAAGAGGGTACATCCTTCTTGCTTTTTGTTGTGTGTTTTAAATCATTTTTTTGTAATTTCTTC  
ATCTGTTGTACACTACATGAGAATTTTTTCAAATGTTATCTTTTTTTCTTTACTAACTTGGTAGACA



TGGGGAAAGGGTTGATTGTTGAGATGTTATTTTTTTAGCCTTTTGTAGAGTTTCCAAGAAGAAATAACG  
TGGTGGTCTAATCTTTTAGGTGTGCCTACCGGTCGGATTTTTTTAGTTTTATTTTTTAATTAATTTAAT  
GGTAGTTATATACTTATATATGAGTTTTCCAATATGTATTGATTTTTTTAGTGGTTGATACTTGATACA  
TCCTAAAAATTAGTAAACCGGGTTTTATCGTAGTGTAACTCGTTTTCCAAGAGATTCATTTATGCTGGCT  
CAAATAATCTAACGCACCCTGCATCGATGCAGATAATCGCAGCCACTTGTATCAATCCAGTTATATGG  
AAAGAAAGTTGTAATATGCAACTAAAACATAAGATTAAGTCCTTCGTCTTCAATCCTTTTTCTGCAA  
TGTTTTATTTCCCTCTCAATTAACAGAAATGTACCCTCCATCCGTAACACAACATAACAGGCCCGTCC  
ATAGACTCCATAACACCCACAACCTATGCCACTAATTCGGGCAAGCAACAATTATTAATCAATCACGTT  
TGCGATTTAATCCAAAGTTGAATTTAATTTAATTTGGAATTTCTCGACGAGTATACTGATTTCTTTAA  
AGGGAATAGAAGCGAATAAATTATTTGGGGATGTCATTTGAAAAGGTTGCAACCCTATGTTTAAACCAA  
ACAATTCGACCCTTTAATTAAGTAAACCGTCAATGTCAGGTACACAGACAATCGATACCACATAGACA  
GATTGTTAATTAACCGCCACGATTAACAAAAGCAATCTAATTAATTTTCGTACCCTCGCTCAATGAGAA  
ATGAGTCAAAATCTAGAGGATCAAACCTATGAGACTTGAGGAATGATATAAAAAACAGAGGGGAAAAT  
ATTAATAAGAGAAATACTAAAAGTAAATAAAAAATGAAGTAGCAGAACCAGATTCCAAATAAACAAAT  
TCAAACCTCAAAGGATTTAACGACTTTGAAAGAATTGAACGAAGAGCCATATGCGGTGAAAACTCA  
TGTACGGTTCTGTAAAGTGGCGGTAATGATGACTTACCTGTCAACTTTTTCCACTATCATCCCAAAAA  
CCGAGACTGTGCCTTATGTAAAGTTACGAGAGTATGATTAACCTTGAAATTTAATTAATAGGTAATATA  
CTAACAAAATAAAGACAAGGTCATATTATTTACATTTCTTTACAAAGTGCTAAGTGTGTTTTATTTCTC  
GATATAAATGTGTCATATAACAACTTTAATTGATATTATTTCTAATACATTTGAGATAACTCATAT  
ATTGAGTTGACAAGTTGCACATGTGTGTAAGCAGAGGAGGAATCATGATACATGACAATTTAGGTGA  
GGTGGTTGATATTTGGAGTGAGAATTTTTTACTACATCTCTGCTTATGACTAAAAGTGTTTACACTTC  
GTTTCAGCATGTCAAAGAGCAAAAAAATGAGTTGGTCCCCTGTGTTCTAGCACGATAATAAGGATCT  
AATAAGCTCCATTTTTAAAGTACCCCTCTACGGTTATTTTCGAAATCATGGCTATAACCGTTGATATGA  
TTAAGTTTTTTGAGGTGATAGTAGATGGACTTTTTGTTTGAAACATAGATCGTTCAACAAACCAGCTAA  
TTGTATCGCCGTTTACACTAGAGAGTGATACTTATTAATTGTTACATATTTTGCTGATCAACTGTGA  
TCGTTTTATTAATTCTGATATGTCTTGATTTATATAATATATCTCTCTTTCAAAAAATAAAAAATAAAT  
TGCACATGTGTGCAGATTGACAGAGGGATTAGTTTTTTTTTTTAGCTAGTAATGAATGGGGATGATGC  
CAATAATAAAGTCTTCGTTTTACATGTGAATCATTTGTTGTCCACATGTTCTCAGAATAGGAAATGTT  
TTTTGTTTTTTGAAATGATCCAGATAGAGCTCATAACAAAACAAATTTACTTTTCGTCATTTCTTGCAGGCC  
TTGGTTTTAATACTACTCCATGCCAATAATAAACGAGAATATTAGATGGGGTCAACCAATACCCAGCAA  
AGCATATCATTTTCTCTCCAAATAACTACTACTTATATTATCAGTTTTTAAATTTTATACACATAATT  
GATAGTTTACGAAAAAATGATTAATGTAATTGGAAAACAGGAACGTAGATGTGATCAAGATTCCG  
CTCCGAAACATATTGGAGATGCTCTCATTTATTAACCTTTATTTGTATTTTCATCTACTCTCCAAACAT  
TATTTGTGTAGTTTGATAAAATGTTTAAAGTTATATAAACTAGCAGGTAAAAAATGAAATTTGGTTAAA  
ACATTTAAATCATTAACATATTTGCTTTCAACAAGCTGATGTGCAATTGTGAACTTAAGCGTAAGTGT  
CCAGGTGTAACAACCTCAAAGTAAATTAACAGGGTTGGTTCCCTGGTTCAATCATTTTTGTTAATTTATGG  
TTTTATAACCCTGCCTCTCCTTCGTGCGCCATTGAGAGGGGAGAGCGACTTAGAAAAGAGAGATACTCT  
GGAGGACAGATAGAAAGAGAGTGAAGAATGGCAGTAACGAAATGAGTTCAATGGACGGAGGCGGAGCT  
GTGTGCTCCGGTGTGAAACAAAATTTGACCCCTTGTATGTATGTTTATTTAAAAAAAAGGATAAATTT  
AACAAAATATACTACTTTTTGAAACTAAATTAACAAAAATATATCTAAAAATTTATAATTAACAAAAAC  
ATACCCAAAAGTTCTTACCATAAATTTGTATATTTTCATACCCCTTATTTCCAAAAATTCATACCCTAATTT  
GTATATTTTCATACGCTTATTTCAAAGTTTCATACGCTTGTTCAAAAGCTCATACCCTAATTTGTATA  
TTTCATACGCTTATTTCAAAGTTTCATACACTTGTTCAAAAGCTCATACCCTAATTTGTATATTTGA  
TACCCTTATTTCAAAGTCCATACTCTTATTTCAAAGTTTCATACCATAATTTGTATTTTTCATACC  
TTATTTCAAACCTTCATATCATTATTTCAAACCTTCATATCGCGACCCTTATTTTCAAACCTTCATACC  
CCAATTTACGTAATTCATATACATAATTTTCAACTTCATACCCTTCATTTATGTAATTAATATATTTA  
TTTTTCAACATTATAACTAATTAACAAATCCAAATCTTACTTGTCCCTTCGATCTCGAACTATCACGTC  
GTCATCGTGGGCATCTCCTTCGACGACTACATCTTCGTTGACATCCATCTCGAGTTTTTCGACCTCGAT  
GTACACATCCGGCGTCCATTCCGATAGATGTGTCCGTTTCAATCTCCACGAAAAGAGAGAGGAGAAA  
AAAAAGATCGAAAAAATAGACTGGAGATGATGAGAGAGATCGGAAAAGAGAGAAAAATGATAAGAGGTT  
GGAGAGAGTGAAGAAATAGGAGGAGAGAGATCGGAGGGAGGAGGTTGGAGAGAAGGTGAGAGTGAAGA  
GAGAGAGCAATAGATTGGAAGAGATGAATTAATTTTTTTTATTTTTTTTATTAATTTAATTTGAAAT  
ATATTTTTAATAATTTAACTTTTTGAGTATAATATAATAAAGGTATGATATGTTTATATTAATCGCCAC



TTCTTAATTCCCAATTGGACTTTAAAGGGAATGATTTTGGAGTACATACCATTTGGTGCCGGGAGAAGG  
ATGTGTCCAGCATTACTTATGGGTTCAAAGATTGTTTCTATTATTGTTGCTTCACTGATCCATAGCTT  
TGAGTGGTCTCTTCCGTTTGGTAGGAATTCTACTGAGTTAGACATGACGGAGAAGGTTATTGCTAAGG  
GGACGTTGCGCAAGGAGCAAGCTTTAGTACTGATTCTTACAAAAATAAATGAGCGAATCTAAATTTCTT  
CATCTTCCAACAATAATTGTACAACCAATACATTTTATTAAACTTTGGTGATTAGCCTCAGATCAAAA  
AGAATAATATTAGTGAAGCAACTCTTGAGGCTAAGTTATAACGGGAAAAGTTTTCGTTATTCTGTACT  
TAATATCTTATCTCGAAAGTTATATGGTTATTGAGGATGCTGTTTGAATCAACAATGTTTAGATCTGT  
GACTGGGATTGCTTAATTGACACCAGGGAGCAACTGTTCAATAAAAATTAATTTTATGGACTATGTCGT  
GATCAACAATTGAGCAATTTTGTATTGTGAACAAAATATCATTTGGCTGAAGAGCTTACATGATAGTT  
TTTTTCTCCCAAGCTAATGAAGACGATGTATGTATTAGATTAAAGGCTTGTTTTGGCTAGAACCCT  
TTTAAGCAAATAAATTGATATACTTGAGACCCGAGAAAAATAAATACTCCGTATGATACTTTGTTCAAC  
TTAAAAATACTAGTTTTTTTCGATCCAGAATATATATAAAAAAACGAGTGATCCATAGCTTATAAGAAG  
AAGAAAATGAAGCAATAAGCTCAGAACTTGAACTAAACAAGCCCTTAAACTTCTAATTCGCTATGCG  
GAGTAGTGTAAGTAAATCGGTTTTGATTTTGTGTAGCATATAAGAAAAGAAATAGCGCAGTGT  
TAGCTATGTCATTTTTTTTCTGACGGGAAAACTAATCTAGGTTTAGCGTTGTAAAAAATTACAGTAA  
GAGAGCAAAAAGCGTAAGTATTATAAAAGATGAGCTCGAGATGCTAATTAGAAGTATAAAAGCTGGC  
AAGCAAAACAGGAGGCTTAGCAACCTTACAAGCACATACTTCTACTTATTAAGCCTCTGTGAATAGCC  
TTTTCTCATTTCAAATGGGAAAAGTTATGTTTACGAAGTAATTTTACCCTTTATTATGTTGGAAAA  
AGTTTCAATTTGTTATAATTTTTAAATAGTTTTAATTTTACGTCACATTTGTTTTAAATGAATTA  
AATGACTCTAACTGTTTTTAAATGACTCTAACTGTTTTTAAATGACTCAATCTATTTTTAATATGA  
ATTAAGACGACTCAGACTGTTTTGTTTTTTCATTTTTTGGAAATTTGTTGATTTTTGATTTGTTGGATT  
TTTTTTTTGATTTTTTAAATTTTTATTTCGCGTTTTTTTCGGGTTTTTTGCCTCTTTTAAATTTTTTTTT  
TTCAGATTTTTTTTTTTCATTTTTTTCATTTTTTTTTTCATTTTTTTTTGGTTATTTAGGAGAAATTGATC  
AATTTTTAATTAGTTTCAGTTTTATGGACTAATCTTTAATTAAGTTGTGGATAAGGTAGCAAACCAGT  
ATTGTTTTTTAGTGGTGACACAAACAAATTTGTAAAGACTAGTAATTTTTTATCTCAAATCTAATTG  
TTAGACACAAAAATTAATTTGCCTCTAAATTTATTTTGATACAAAATTAAGTTGATTTGAAGACAAT  
TTTTAAACAATCTTTCTTTTAAAGTTGATCCGTGGAAATTAGTTTTTGTACTCTAAAAAGTTTTTTG  
TCCCTAAAAATTAAGTATTATTTAAAGGAGTATTAATATTCTTGTAGTGCTGCAGAAATCAACCACA  
AACATCATGAACATATATATATATATATGTAGACGTGAAAGTGAATTACATACGTGCCAAATCAATAACC  
CAACATAAATACGGATTTGGGATTGACAAATCTTGTAAAGTCAAATCTTAAAGAAGATTGCCAAGAT  
GAAAGACGGGTGAACATAACAGAGACAGATAAAAAAGTAAACTCTTCAGAAATTAATGAAGATACATGG  
ATAATTTAAATGATTGTGTAAGGACAAGATACCATTAACCCCTGGTTAGTGACGTCGTATCTGAAA  
TGCACCTCGTTCTCATTTTTATTACTCTCAGATATTTAAATTTCAAAATAAAAGTAATCATGTAAACAA  
GTAAAAACAGGAAATGGGTTCTCCACCGTACACCAATACTCCGCTACATAGTGATATACAAATTTAT  
CATGGAAATACCCAGACTTATATGCACAATTACAACCTTACAACCTTACAATTACCATCCATCGGAACAC  
TAAAAACAGAAGTCATGTTAGATGCGTCCAAAAAGCGCTCAGGAAACCTTCACTAATTCATAGGTCG  
TCGTAAAGTTGTCCCTTACCGATAAAACCATTTCAAATAGGTCATAGCAAGAATCCTTCGCTATTCT  
TGTCGATCTCTGTTTACAATTTTTCCATTGAGCTAAGGCTATACGTCATTTCTTTTCTCTACTTTA  
CCAATTTTTATTTGGTGCCTTCTCACTATGCTTTACATCTCTACTTACATTACATCTTTTTGAATAAAGC  
TACACCTGGAAAATCTTGGATGCACTCATGGTCAAGTGTCCCATATTTTTTTGAGACATTATTATGAA  
GCTATATTTTTTCATGATTGTTGACAATTTGTAGTATAATCTGTCTGGAATTACGATGCTGTTATGTCA  
ATGGAATCAAGTCTTTTAAATATCAAGCTGGGGAATGATTTCCGTTGAAGGAACACCTTTGGTTCAAAG  
CTTCTTTTCAAGAGCTGTTTAAAGTGAATATTACATAGTAGTAATTAAGAAGTACAAAAGACTTAGC  
AAAGCAAATGCTACATTTTATTTTCCAATCAATGCAATACTGCAAGTATCCCAAATCCAAACTCTTAC  
TAGTATTTTTAAAAAAGATCCTACAATAATGAAATAGCTTTTATAATCATTTTATACGAACTAAATAA  
ATTTGAAATGCAAGTGAATTTATTTTAAAGTTCTAGTCTTTCTCTGGCCTGTTGATTTTTGACTAAAT  
ATAAGTTTAAAGATGACCTAGGTATATCAACATTTAGTTCTATAAATAGGAACTATTTATGAGTTAAGAG  
GAATTAAGCAAAAGAAACACTTGTATCTCCATACTTCAAAAACCAACAACCTTTTTAATCTGTTCAAC  
AACCTCATGGCTGAATTTCTATGTTATCCCTCTCCTTATCCTCTTTTCGCTTCTTCTGTTTTTTCTCAA  
AATTAAGAAAATACATTCACCATCTAAAGATTTCCAATTTCTCCAGGTCCAAAACCATGGCCCATTA  
TCGGGAATATACTTCAAATTTGGGAATATACCTCATGTAACGCTCTCAAAAAATTTCCCAATCCTACGGC  
CCACTCATTTCAATGAGAGTGGGAAAACCAATCATGATTGTGCGGATCATCCCGTGAGGCAGCAAAGGA  
GATCTTGAAAACCCATGATAAAGTACTATCCGGAAGACATGTTCTGATGCTTCACCAACAAACAAAC

AAGAACTCAATTACTTAAACAGCGGGGTTCTCTTTTGAATGCAATAGCCATTGGAAGTTTCTGCGCATT  
TTATACAAAACCTGAGCTGTTCTCTCGGAAATCCATGGACATCCATGAAGTTTGGAGGAAACAAAATAT  
ATCTAACATGGTTGAATATTTGAAGCCGATGGATGGTAAAAATGGTGGAGATTAGGCAAGTAATTTTCT  
CAACTGTGTTAAATATCCTGAGTAATATGTTTATGTCTAGGGATTTTCGCCAAAATATGATCAACTTGAT  
GAAGAAGATGGAGGAATGAATGGCTTGATAAGAAGTTACATGGAGACGTGTTCTTCACTGAATCTAGC  
AGATTTTTTATCCAATTTTTGAAAAATCTGATCTGCAGGGTCTAAATAAGAACTAATGGATGTGATGG  
AGAAATTTTGGGCTAAATGGGAACCTATTGTTGAAGAAAGAGAAAGCATAAAAATCCAATAAAGTT  
TCAAGCCAGCAAGATTTCTTGGATACACTTCTTGGCAAGTCATTTAGCAACGATGAGATCAACTATAT  
GTTATTGGTTTTGCTCTCTTTCTTCTCTCTGTGTGAAACAAAATCAACTACTAATCATAATTAAGG  
TCCAGGTTACAGACTAATATTTCTGTGTAGACATACAAAAATAACATAATGTTAGACATGATCAGTCG  
TTATCTTTTGAACCCGGAGAACAAGTTGTAACCATTTCTGTAAAGCCATACATGTTACAAAACATTTGA  
AATCTTGGCCACTCAGACACACTATTTGGAAAATCACCCCTTGAAGAAAATAATTAACCGAATAATTT  
CATGCTATCAACAATCTAGCTATTAATCGGACTTGCTTTTTTGTAGGTGAGGGCACTGCAATTTTTTC  
ATTTTTATTCAACATCTCTCCTAATAAAAAACCGAAGTATTAACATCTTAAAAAATAAACTACTTTTC  
CGGCCTTTATGCTGTGTAACCAAAAGGTGTCTTTACAGGAGCTCTTCGTCGGTGGAACTGATACTG  
TAACCTTGACCGCCGAGTGGGTGATGGCAGAACTTCTAAAAAATCCTGAATACATGACACGTGCACGT  
AGAGAACTTGAAAAGGAGATTAAGGAATCCTAAAACATTTCCCATTTAGAAAAATTTGACATATCTTCA  
GGCATGCGTGAAAGAGAGCCTCCGGTTACACCCCTCCTGGACCAATCTTACATCCTCATCGAGCAGTAG  
AACTTGTCAAGTGATGGGTACACAATTCGAAAGATGCTCATATGATTGTAATGTGTGGGCAATT  
GGTAGAGACCCTCGCATTGGGAGGACCCTTTAAAGTTCAAACCAGAGAGATTTGTTAATTCGAATT  
GGACTTTAAAGGTAATGATTTGAGTTTCATACCATTTGGTGCCGGAAGAAGGATGTGTGATGCGTTAC  
TTATGGGTTTCAAACCTTGTTCGCTTATTGTTGCTTCACTGATTCATAGCTTCGATTGGTCTCTTCT  
TTCGGTGGCAATCCTACTGAGTTAGACATGATAGATAAGGTTATTGCTAAGGCGAGGTTGCGCAAGGA  
GAAAGCTTTAGTACTAATTCCTACAAAAATAAATGGGTGAATGAAAATTCACGTCTTCCAACCAATG  
TTTTAAATAGCGTTATCGCAAGCGTAGCGTTTTTTTTAGAGAAACGCTAAAAGCGCAAATAGCGTTTTG  
CGGTGATTTTTTTTTTACCTAAATATACACTAAACTTTAGAATAATGCTGTAGGTGGGATTCAAAC  
TTAGGTCTGCTGTAAACTGAAAGACTGTCACCACCATCTGTACTGCACACACTTTTACAAAAATTACA  
CAATATATATTAATTAATTTAGATCCGCAGTTTTTTTTTCTAATCGCTATTTACGTTTTTTGATCCAGAAT  
TTCGCGATTTTTGCGCTTTTGGTCCCTATAGCGCGATTTTAGTGCAATTCAGCCAAATAGTGTTTT  
TTCGTTGCGTTTTTTTTTTCCAAAAAGCGTTATTTGCGCTATATAACGCGATTTTTAAAACATTGAT  
TCCAACACAACAATAATTATGCTAGCTAGTTGATACAGTAAAAATAAAATATTTTATAATTTGTGAGG  
AGCAATGACCAAAATTTATAAGAATTAACCTTAGGGTAAAACCTCAAAGGTAAAAAAGTGAAAGA  
GAAAAATAGAAAAAACAAGAAAGAAATAGGAAAAGCTTGAAGATGTCAAGAAGAAAAATTAATAAA  
AGAAGAAAATACCANAAAAAAGGCAAAATTTTCAAAAAACCTTAAAAAGATGATGG  
GTAATAAAAAAATATCTGAAAAGGTAAAAAAGTCTAATGAACAAAAAGAGAGTTTTAGATAAGTAC  
AAAGAATTTTTTTTTAGAGACAAATCAAAGTATAAAATATGAAAAGTCATAAACGAGAGGAGGAAAGTA  
AAAAATCGAACTAAGTCAGGGAATTTGAATCGTAAGGCCTTGTGTTTTTACATTTTGCATATTAGGA  
CAAACAATCACTAACGATATAAAGTCAGACTATCTCAACAAGACTGATTGTCAGACAGCTTATGTAAT  
TTTTAGAATTTTTTTTACCCCCAATCAAAAACAAAAATAAAAACTCAAAATAATACTTATGAAACCT  
TATTTGAGACTATTCTAAAATTAATAATTAATAATTAATAATTAATAATGATTTTTAGCATATTTTTATTTG  
ACGATTCAACAAAAATAAAAAAGTCAAATATAAAATTAATAAGACTCTATTTGAGACTATTTCTAAAGTTAA  
ATATTAATTAATAATATTAATATATAGCCGAATAACAACTCTTAAATTTTCGGGGTAAAAATAAAAT  
TATAAATTTACATTTAATACGGATGTGTTGAGAGTCTGGCTGGTGTACCTATCTGGCTCATTACAAA  
CAATTGTGTTAGTTTCAATTGCATGAACATGGGTATTTAAATGTAATAAATGTAATGAAAAATAAA  
ATCAAATAAAAAATTAATCATAATTAATAACGCTGTTTTTTTTCTCTTACTCCATTTGATAATGTTGC  
TACTGGTTGGTTGAGTTTGAAGTTTTAATTAAGGTTGCTTGTGACGTATATTGTGCTACTATTTTTAA  
TTTTCTGAATTTGTTATTGCCTAAAAATTTAAATCAATCATACTAAATCAAACCAACCCGATTATGATTG  
TTAGTTTGGTCAAGTATCAATTGATGATTCATTTATTTAAAGAAAAAATGATGATTCAGCTTAAAAATA  
AACCAAACTGGACTGGCTACTTTTACTGTGTGTATCTATATTTTCAAAGACGAAGAATATTTGACA  
ATTGTCTCTTCATTAACAATTGATGACCTACTGCTTTAGCATTACCGTAGTCAATTGTGTGGATCCTA  
TATATATATATATATATTTATAACTCACACTCCAATTTCTCAAAGACTCAAGAGACCAAGAAATATAC  
TAGTAACAAGTTCAACTACTATCTTTTCTTCATCTTGCTCTTCAACATGTCTTCTGAAATAGCCTCTA  
ATGATATACCCCAACTGATTCAAATGAGTCAGACACCGCTCTCTTTCTCCCGATCCGCTCCTCTTCT

CACCGCACCTTGTCAATTCACCTCCCTATCCTCTCTCTCCTCCACTTCGTCTCACGACGAATCGCCCGT  
ATTTAGTCCCAAATCCCCCTTCCAGTCCACAAGAATTCCTTTCTCTTGGGAAAAACTCCCTGGGATCC  
CAATAATACAACCTCTCAGAAAAAGTCGACACCTCTTTGAATACCTTACCTTTACCGCCAGCAGGGAAT  
CATTTTTCTTGCAAAAAAATGAATCTCGGAGAGGTTTTCTTTCAAAAAATATGACGGCGAGAGCTTTAG  
GAAGGATCCTTTTTTTGCGGCTTTTTGTGCGAGTGTCTAAGGATCATTATCATAAACACATGATCCTA  
TAATTGGTAAACTTTTCGAGGATTAGTAGAAGCCTCGGTGAAGGGTTTGCCTTGTCTAGCAATTCCACT  
TCTTGCAAGAGCAATTGCGCTGTTTTCGATTCAATGGTCCTAGTCCCAAGGTGCGGAAAAACATAGTAT  
TGTCTAGGTACATAACAAAAGAAGCTTGAAAAGAAATACTAAATTTAATAATGCCTTCTCATGGGAT  
TGAATATCTGGATCAATGAAGAAGTGTAGCTGATGATTACCAACTACGTATTCATATATATATATATA  
TATATATATCGGTGTAAGTTGTAATATTCAAAGCTTGACTATATCCTTAAGTTCATGTTACTCTTGTT  
ATAACTCGAGTTATGCTAGGACAAAACGTATATGCCAATGGTGAAATCGTTACCTTTTTTTTATGCTCTA  
GTGTTCTAGTAAAGAAGTGTGCAAACTAGTTTTTGTAAATTGTCTGTAATACTGGAGTATTGGTTTT  
TTATTTGTTGACCATGTGATATAAAAATATACAGTAGTAATTAATAATTAATAAAGGATGAAGCCATC  
TGTATGACTGTATTACATGTGATGTGTTATCGCATCATGCTTGCTTGAGGTTTACAATTGTCACCATG  
TGAGGACGTACCAATTGTTTTTGGACCCTTTGAAAAGGACAAGCATGTTAATTACTACGTCCATTT  
TGGGCTGTTGAGCTGTTATATGATACGTATTTAAGACATAATATTAGTCATACTTCATACCTCATCTT  
TACAATATTTTTTAAATTGAGGTATTGTGAACGTTTTTAAAGTTCAGTCATTCGTCCCAATAAAAAAT  
TTTTAAAAGTTATTTTTAACTTAAAAATAACTTATAATCCATACGAAAAGATATTAATAATAAAA  
AAAAGTTAAAAGTTGTTTTTAACTTAAAAATAATTTATAATCTACACGAGAAAAGATATCAAAATGT  
AAAAAATAACTTAAAAGCTGTTTTTTTTAGTGTGTTGATTGATTTAGTAAGTAAAAATAAAATAAAG  
AAGCTCCGGTCTCTCACAAACAACCTTTGCTTTACGTATGCCAGGTGCACATGTTCTGTCTCAATTGT  
GCCTCCGGCATTCTATGCACATTTGGCAGCTTTTCGAGCAAGGTTTTTACATGGAGCCTGATACGTCTG  
ATGGTGGTTCGATCAGTACTGCAGGTGCTGGTGGTGGGCAGCGTGGCACAAGAGCTGCTCCGGGGGGT  
GCCAATGCCCCCTCCTGTTAGGCCTCTCCCCGCACTCAAACACAATGTCAAGAGAGTTATGTTTTACAT  
CTGAGACTAGTACTCTCTTCAATGGGTTTTTACAATTAAGCTTGTCTTTTTTAAAGTCCAATAAAT  
TGTTGCTCCAGCTCTCTTAGCAAGATGTTGAAGCTTAACTAACTTGGTTTTCGTTATTTGTGGTTTTGT  
GGATCCTGGGGATTGTTTTTGTGTTTGGTTCATAATTTATGCCATAAAAAAAAAAAAAAAAAATACGAAAATA  
TATTTTTATTTATCATTTGTAAGATAATATACACTTAAAAATGAATAATGACGTATGAAAAAATATTA  
TTTTAAAGTTTACCTCCCAGAGATGAGCCATTTAGACAATGAGTCAGAAAAAACAACTAAGAGCATCC  
ACATCTGCTTACTCAAAACATATTTTTTAAATTTTTTTTGTGATGATTATGCTATAAAAAGTGACATGCA  
TCAGAAACCCTATAAATTTATCAAATTTAAGAAAACACAAAATTCCTCATGTATGAGGAATGCATAT  
GATTCCTGGATTAATACTCCATCCGTCCCTAAACAAACGTTCCCTACGAAAATACGTACAATTTTGA  
CCGATAATTTTTTCATATTTAGATTGCCGGAAAAAATATTTTTAAAAGTTAATTACGTAGTTTTATGGT  
TAGAATCATATGATGAAATTTTCAATTTTTTTCATTTCCGGTAATTTTGATATGAAAATTTTGATGGTCA  
TGTATTTTTCGTAAGGGATGTTTGTGTTAGGGACGGAGAGAGCATAATAGTAATAAACTATCATGTGGTT  
CATATTTATGTGGTGAATATTGTTATGATTATTAATAATAATAAAAAAATAAAAAATAATAATATA  
GGGTTATTATAAAAAAATTAATAAGTAAGCTGGAATTTTGTATAAATGTAAACGGTTCATTCAAAGGT  
ATAAATGTGTTAAATTTGAGTAAATGGTAAACTAGCTGGTACGGATGCTCTAAAATTTATTTTATAT  
GAAATGGCTTCTCACCGTAATTAAGATTCTCATCTTTTTGTTTTCTAAAATACCTCCGGATGTTTAAAA  
AAAACAGTGACCGGGTAAAAATAAATAACGCCATATTTAGTCTTTTTTGCAACTTTTCATGAGTTAAGTA  
AATTTTTATAATAATCAAACAAATAATAATCCAAAACCAATATGTATTTATAACATAAATTAGCAATATT  
AACAGCACTTGGAAGTGAACAAACAGTGAATTCGTCACTATGAACAAAAATACGTTACTTAGTTAA  
TTATACTAGCTATCACCAATCAATTGAAGTAAGCTGATTAAGTATTAGCGAGATATATAAAAATACTT  
GTTTATATATATCATAAGACTCATAACTATAGTAATAGAAGCACGCTGTACGAGCATAAATTTGCACGC  
ATCCAGGTTAAACCGGTGACCTATAGGAAATCTGATGATAAAAGAAAAATATAAATTTGTTTTAAACGAT  
TGAAATACACCATTAATAATGAAACTTTTTAGTCAGCTTGAACACGAAGGCCATGATCGAAATCCTTT  
GCTGAATCGCAATCAGCAATGTATCACAAGAAAATTTCCAACGCCAGAGTTAAAACATAATCGTAAACA  
ATCCCTAGCATTAACATTTCTATGATTTTTGTCTTGTAAATTTTTTCCCTCAAAATGCATGAAAACAG  
AATGTTAATTTGTCTTATTTGACTGCCAACATGAAATGGAATGCGGTAAAGTTTTTGTAAATCAATAAA  
AGATAAATATCGAACACATTATAAACTGTTTAGTTTGAATCATGTGGAACGTGTTGAATGAATTCAT  
AAAGTACATAATAATATATATGCACCTCATATCATTTTTGTAATTTTTTTTAGTTCATTAGTTCAATGAA  
TAGACACTAAAAGATAAAAAACGAGGATTCTTTGTTCTCGTGGTTACGGACTAGCTCATTAATTTTTTA  
GGAAAAAATAAATACATATTGCATATAAACTAGATCTCATGAGTATCATGCAAAAGCCGCTCTGCAA

ACGAACTTTACACGAGCACATTTTACATAGTCGAGGTGTTGATTTATATGAATACATATTTGCTTGAT  
TTTAGGAATTTAAAAATGTTAGATGTATACAAAATCAAATGTCACTACAAGAAAAATTCGGCTAA  
ATTTTAGCAATACAATTTGTTGTTAAATTATTAATTTATTATTAATTTATTTGTTAAAAATTTAGCCACA  
TCCACTATAATAAGATAACCGAAAAAGTTTTTTTTTTTTTATTATAAATGATTTTTTTAATGTGTACAAT  
TGACTAGAAGGTCAACTTTCTTCACATGATATCACTCAATCAATTTGTCAATACACGACGAAATGCAAT  
CATAACAGATTTTAGTGCTTATAATCATAGAGGAGTGCATATTTACTTATGAAAAAGTTGGAAATAGAA  
AAACATGTCTCAATGCTGTCTCCCATGCAATTAGTGCGGTGAGTTTTATAAAATGAGGCTACAAAAGC  
ATATACATGCGGAATGGTTAACCCCTGAACTGTTGGATCGACGATACTCTTGGTGTGTGTAACCGTC  
AGATGAAAAAGTTAAAAATAGAAGACTCATAATTTACAAAATTTTATGAAAAATATAATGATTCACC  
AATCCGAAGCAAATATTCCGTTGAATGACGTTTTTCCAATTAATTTGTTTCTGGTCTCCTCCAAAA  
GGACGCACCAAAGAAATAAAAAAGTGTACACATAAGGAACATATAACATTTGATTCGTTATTATCTTT  
CACTGAGAGTATTTACAAGAGACATCTCTTACAATAAGTCTATCATGTAAACATGGGATGGTAGACGA  
TGCTATCAGGGTCCCGACACCCATAAGTACGTACCATTCTAATTTGTAAGTACTTTTTTTTTTATC  
TTTTTTTTCTTGGTTGGTTGAAACAGACCAAGTTTATTAAGAAAGTTCAGAATATGCACATGGGCTATGC  
TCCCATGTTAGCAATCCGGCAAATTTCCGGTAATAATAAAAAATAATACACAACCTACTATCAACACTA  
AGCTTGAATATATGCCTATTACTATTTTTATAGGGAAAAATACAACCTGATATTTTTGGTTTCGCTTGAG  
CAAACTAACTGAAATAATTAGTCAGATAACCCCTCTCATTTTTCTGCTTATAACCCCTAACCTTATTTT  
TCCACTATACACCGGATCAATGTGATCAAAAGAGAGTTAAAAGCACCCAAAATTCAGAAAATCGGT  
ATATAAACCGGATATCAGCCATAAAACCCCTAAAAATAGGAAATAAAGAACATCGAATAACTCAA  
ACAAAACATATAATTCTATCTTGAAGTAAATTTCTGTTGAACACCAAGAACGTGTCCATAACTTGAG  
ATCACCAATACTTACATCTTGGAGCATAACCTCTACATCATTTCTGCAATGCTAGGTAAACCAATA  
GAATATCCACCAGACTTGAGATTACTCATCATTAGTCAATAACCATAAAAAAGGAAAGTATCATAACC  
ATACCAATCCACAAAATGACTAAAGAACCAAATTCATGCTTCAGAAAAATAAATATCCATCATCAGCC  
CCACACAGAACAAAATTTTTATAAAAATTCCTCTAAAACAGGGAGTTCTTTTTTATCTAAAAGAAT  
AATACCATTGAGCTTCTTGGATATAATCCGTGTGTCCATGGTTGAAAAATTCACATCTAGCTCCAA  
GTTTAGCTAATGCATCTGCCACCTGATTTTGTTCCTAAAATTTATGCAAAAACTTGTACAAACCAA  
CACATTAGAGAGCAAATGTCATCCCAAATTTAGAAATTTTAGGGTCAAGACAAAACATTTCTTATTGCA  
CCAGTTAACCAGTAGATCAGAATCAGACTCTAATATTATGACATTACTCAAATGAGAGCATAACATCA  
ATATTAAGCCATTGTATAAAGCAGCAAGTTCTGCATAAATAGCAGAGGTAATACCGTGATTAAGAA  
AATGCCATAGTAAATCACAATTGCTATCTCTTAAAATCTCATCACTACCACTATTATTACTGCTGAG  
ATTAGAACCATCAATATTCAATTTAAAACCTACCACTGGGTGGGCATTTCCAAGCCACTAAAATGGGT  
ACTTAACCCCTACAAGCTATAGCAGTAACCCCAAGTTAGATAAAGTAATATTAATCTCTTTATTAG  
TAATACTTACTTTTTTATGATGATTTTTCTAGTATAATTTGTTAAAAATGATGATGATGCGACATATC  
CGTGTTTTTTTTCCACTTGCCACAATTTTTTTGAAAAATGGGACCCCTCACCATTTCCAGCCTTGCT  
TGCTGCTGCAACCAATACAAAACAAAAGTTCAATCAGATAACCGATTTATTCGGAACATACTTATCGC  
AAATGAATTTACGGCGGATTTTAATTTTACTGACGAATTTGTTATTTCTGTGACAGATTTCTGACAGA  
TTTGACCGTGACTGATTGATTTTTTTTATTTTTTTTTTAGTGAACACTTAGTTTTGAGACTACTTTTT  
TTTGTATGGATTAGCGTTAGGTAATTTCTACTCTTTTAGTTTTGTCATCTGTTAAATACAGACGCTA  
TCTGCTTGATGACGACGGCGGGTGTATTAGTGAGGTGGGGTATAAGTCACGCCACGTAATAAAAAACC  
AATCTACTAAAAATAAAAAAAAAAAGAATTTTTTTTTTAATTAATATTAATTAATTTAGGATAGACTC  
AAACTAGGGTTACAATAATGCAGTTTACGTGGCGTGATTTGTAATATTACCATCTGTATTAATCAAAA  
TTTCGAGACTTTTTGGTCACCCGTAACTGCATTTACGTGATGCGTGGACATTTTGTAAAGCGACATGT  
CTAATTAATTTCTTACGGAATATTTAGCAGAACACAATTTCTTATTCATATGACAACCTCTTATAAT  
GTACTACCAATCTACTCCATCTAATTGGCCTAGCTAGTAGTTAGTATATAACGTTTTGTACATAAAAA  
TGCCAAACTTTTATGTGTTCAACACGTTTGAATACACATCTACAATTTGATACGGTCTTTGCATATCTA  
TCAAACCTACCCAGATCAACTGCTAGTTAATACACTAACTTAATTTGGTCACTACTGTCTGTTGGTGT  
GGGTCTTTATATTTTTATAATGCTCATTTTTATTATTGTAGTAAAAATCTGTTGTGACTTCACTACTAGT  
CACTGGCGAGTCTAATTTTTCTTTCTAGACTCGTCTTATTCAACAACACGCGTCACTACTGATAAAGG  
TAGTCAGCTTCGATAACGGGGTCTTCTCGTGCCTGCACAAGAAACGAACAGGGGCCAGGGTTGGTA  
CCAGGTTTTTCTCTCCAACGATCAAGTCAGTATAGTGGAGACTAAAAATGAATATGTAATGAAGGGT  
GAGGGATCGGGCCGATTACAAATCGTGGTGTGCGGATGTCACAGATTGTGTTCAAGTAGTCCGGATTGT  
TTCAGCTTTATCTCTCTCTGTCTTTTTCTGTCTCCTTCTAAGTAGTATTAGTGGGGTATTTATA  
GTATGATCCAGATGTCTCTTAGCCCTTAGATCACCGTACTGTCAAGTACTAATCCAACGGCGTTAGGT

CATTTATGACTCTGACAAGGGTACAATCCTTTTCAGGGACCCACAGTTGATGGCCTGTGATTGGGTCA  
CGTCGATGAAACCCTGAGGGGTCCCCAAGGGAGCAGCAACGTTAATTAGAGATCGATACGCTTTTTT  
GAGCCGGCATAGACACAGCTCGGCTCTTAAGATCCGGGATGGCGTGTCAACGATGATTTGATGAAGGT  
CCGGATGAACCGTTTTTGGGGATGTTATGGGCCCGGACAAGGGGCCCCGACATTCCTCGCCACTTACA  
TGGAATTAATGAAAAATAAATATATAAATGAAGATATAATATATATTTGTGTTTCAACGTATCAAC  
AGTTCAGACTTCAGTCTTTAATCCACTGAAGAAATAAATATTATATGAAAGACGGACGTCATGCATTT  
TATATAGTCAATGTGTAGGAGACATGTTACTAAGTGAATTCGTTTCACCCAGGACTTTTTGTGAAATAT  
CACTATTCATAACTTAATGCATCTTTAACGATATTGTACTTTTCACCTATATTTTTTATGGTGTAGAT  
ATTATTTGTGAAGAAGTCAATACTAAGTCTCCTCCTCGTCGTCGGCAGGACGTTATATCTGACACTAT  
CTAATATTATAGGATGTGATGTTTGTAAATGGGTAGTTAACGATTACCATGAAACTCTACTTGGTTTGT  
TAAGGGGCTGTCTCTTTTTGAGCAGTCATTTCACTTAAATGAGACCCCATATTGCTCAAATGAGGACCT  
GGTTAAAAACCAGGTCCACGTCACATCTTATTTTTATTTATTTTTTCAATTTATTTCACTCAATTTCA  
TTACAAAATAAATAACTCTAACATCACTTCATTACATATCATTACACTTCATTTATTTACAAAATAAA  
TAAATTTACTCACTCTATCACACTATTAATTAATACATTCATCTGTTGTTTTTCCACTCAAACATAAA  
TACAAAATTAATAATTTTTATAATCATAATATTATATCAAGTTAACACTTTCAAGTAATTTATATTTT  
ACACTTTAGTCCTCATTTTCGTCAATCAAAGCCCAAACCTTACCAAACCTGCCTTATTTTTCCCCAAGCTC  
TTTTATCATAGCCTTTAATACCTCATAGCTATGTAATCCGCTTGCTTCGAAACCCACTCATAAACTTA  
AACCCCAAGACTACCCGCGTCCCCACACCCGTTCAAACCCAGTCCATAATATTATTAGTTTCTGATAAC  
CAAAGTCTTACAAGTTGTGAACAACCTATGCACACATACATATACACAAATTTATACGGTTGCAATA  
CGCTAAACAAATACTAAATTATCAATGTGCATAAAATTTCTATAAGACCCACTAACAAATGATAAATAT  
GCATAAAAGTGAAAATATTACAAACCTCATGAGGACAACGAAAACCTCGGGTCGAATCAAGTTGGGAT  
CTTTAGTCCTCATTTTCGTCAATCAAAGCCCAAACGGTACCAAACCTGCCTCATCTTCCCCAAGCTCTT  
ACCATAGCCTTCAAACCTCATAGCTATGCACATAATCCGCTGCTTCGAAGCCCACTCATAGAACCT  
AAACCCCAAGGTTCCCCGCGATCACACACCCGTTCAAACCCGCTCCGTCACCCCGTTCGTAAAACAA  
CACCTATCAGAATAGGAAAAAATAAATATTAATAATGATTTGATTCGATTCGATAATATCAGTTCC  
GCCACCGGATGTTTTTTGTTTCAATTTAAACATTACCCGACTGGCGTAACGCGAGCTCCAGCTTCGAGGT  
GCGAGTGTGGAACCTGGCGGAGGATCTTGTATAGCTTCTCGACGCTTTCGCTGAACTCGTCGGGGGCGG  
TGACGTGGCGGGCGGTGATTGGTGGAGGAGGGGATGATGAGGGTTGCGTAATTTAATTTTTTTTGTG  
TAATTAGAAAAATAAATTTTCAATGAGAAGTGGGGAGGAGAGAGAGTGAAGTCTATGCATTTTTTTATTA  
TTTTAATGATGAAATTTGAGTTTAATAATAATATAGGAGTGGGATTAGATGGTTAATAGTATTTCCAAAT  
TTAAATGGTTTTTTGTATAATTGTTGGTGGGTTTTTCAATTTAATGGTGTTTTTTTTTAACAGAGGAGAGA  
GAAACCTTCAAAGGAAGAAGACGGCTTATTTTTTGTATTTATATATAGTGATCCTCTTAGTTGTAAG  
AACTTCTAATTAGCCCTATATAATACTTATTTTTATTTTATTTTCAGGGTGGACAAAAAATCCGCAAAC  
TCAATCTGTAACCTAACCCGTACGGATTGGAACGGGTTGGGACGGATTGAAGGTTAAAAAATAAATCAA  
TATGTTATGTCCGAATCCGCTACATATTTTTCGGGTTAGGTTAGGTTGATGTTTTCAAACCGCGAGT  
TAATTTCTCTCAACCCGTTTTAACCCGTAATATATATATAAATATAAATATATATTTATATATATATG  
GTGTGATTTTCAATATATCAACCGTTCATTCTTGTATATTTTAGTTTTGTTACTTATTTCTTAAA  
CGTATCTTGATTGATTTTAAATTTATATTTCTCTATGAAAAATCAATTTATTTTAAAAATTTAGGTTAA  
TTATGCAAACCTATGAAAAATAAATGATAAAAAATAAAAAATTTAAGAATCAATCGCTCAACCCGTAATTT  
ATTTTTGAGGGTTGGGTTAGATTGGATTGTAGTTTTAATTGTAATAGCTTTGATTGGATTGGTTTGACA  
GTTAAATTTTTATTAATTGGATTGAGATTGAGGTCAATCCACCTCAGTCCGCCCTACTTCTTTTTCTTT  
TGTTTTCAATTTTTAAGTCTAGTATTTTATGTTGAGTTGTTTCAATTTATTTGTTTCAATTTTTCTTAAAAT  
ATAAAATAATCTCTTGCAACAACATTACACTACTTCTTTCTTTTGTTCATTTTTAAGTCTAGTAT  
TTCATGTTGAGCTGTTTCAATTTATTTGTTTCAATTTCTTAAAAATATAAAATAATCTCTTGCAACAACA  
TTACAAAATTTGTTTTATATTTTTGTACTATTATTAGAGGTTCAATGAAAAAGATAGGGGTAAATTTGA  
AAATAGTGTGATAGAACATGAAAGTCAAACCCGAATATATCTATAAGGGTACGTCGATCCATGCATTA  
TTAACGGGTACCCAACGCAATTATAATATAACCCGAGTTATAATGGTTTTTTTTCTACTTAAAGATAA  
GGGTAATTTATCCATTAACATCAAAGGTCAATTAGTAAAGACCCAACAGTAAAAATCTCATGAGTTGA  
CAGATGAGATTGACACTTGTCAACATACTATGGCGCACGGACGCTATAAATAGTCAAGTAACAGTAC  
TGAAAAAAGGACTTGAGATCTGAACAAAAAGAATACAAGACAGAGACTTTTCAGAGCTTATCTCACT  
AGAAAGTACGTGAATTGAAGTCAAGTCAAAGACCAATATTAAGATTAAATTAACAGAATGAGCATGAG  
TATAATAAGAATTGTAATTTCCGAACAAGAAGATTTCGCAATAAAGAAAGAATACTAACTCGTCCAATAT  
TTCCAATTTGTCAATCTATTTTCAATTTGTTGAGAAGGTTAACTTAAACCGATCAGGATTAATATTTTTAT

TTAGTTTAATTTACCCGATCAAAGTTAATGATTTCTTCATGGAGTTTAATTAAAGCATTATAGCATCA  
TGATTGTCTCGTCTGATAGTGTAGTTATTCGTAGTGTATGTTTATTTTACAAGCTAAATGCAATGAAA  
ATAAATTAATTATATAAGTGTGTGAATTGCGAGATATATTTATATTTCTTAAACAAAATTTAGAGTT  
CACGCAATCTTACCTTACTTAAGCTTTTCATTTTTTAAACATTGACTTTGCAAAATGCTAGGATTATTTA  
GAAATGAAGAAGATCTGATTTAACATTTTTAAGCGTGGAACATACATCACTTTAATATTTTTAGATAAAT  
GGTTTTTAAATGAGGCCTCAAAGCTACGACTTTTGTTTTTTTTTATTTTGTTTTTTCGAATCGAACT  
AATTGAGATAGTATTTATATATTATCCTCTGTATCTATAGATTGCGTCTATATGAGCAATGATTTTC  
AGTTATATATGAGAATTAGCTAGATTTTGAAGATTTTGTCAACGAAGCATTAATAAATAAATTTCAGA  
AACGATGATTCTGATTCAAAGAAGTATAATGTCTGTATTATAAAAAAGAGTTTATATATGATTATCAAG  
AATAATAGCGTCTATACACTATATATATCTAGGGCCGGGTCCGGTTCGGTTTTTTGGCAATTTTTTTTCG  
ATTTCCGGTCTTTTTATTTTTTTGGACCGAACCGGACCGGTTTTTTCCGGTCCATTTTCGGGTTTTTTTCGG  
TTATTTTTTCTTTTTTCGGTTTTTTTTCGATTTTTTTCGTCTTTTTCCGGTTCGGTTTTACTGAAAACCGA  
AACCGACCCGAAAATTTTTTCGGTTTTTTTCGGTTTCAGTCTTTTTTCGGTTTTTTTTGGGTTCCGGTTCGGTT  
CGGTTTTTCCGCTTTTTTCGCCAACCTATATATATCAATGAAAACTCACGCATGAACAGATGAACT  
ACGGTAAAAAATATTTGGTTTTTTCAGAAATTTCTAAAAATACCAGTATCATGACAAAAAGAAAAGCCGAATA  
CCATAACAGGAAACTATAACCGAAAATTTTATTTTCATTTGAGCCAACAAAATACAGCTAAAAGATAC  
ATACTGTATTCACAATTACAAATCTTAATTTTCATAACTGTTTGAATAATTGAACCAAAAAGAAATTGCCA  
ACATTTCCACTTACTACAAAGGTGATTTGAATCAGTCTATCGAAACCATTTCTCATTTTACAGAAGAT  
GAATTTCTGTACTCATTACAGTAGGAGGAGCTCTATAGTACGCAGGTACAGTTGCAGGGAAGAACATTTG  
CCTCACTCCCTCGGCTTTTTATAATTGGAAATATGATACCCGATGCACCCTGCAACAATACGATGTTT  
ACTTTTCACTATTAACATATAGTATTGAATTATATCGGCATATGTCAAAAAGGAGCATTTTAGACTTA  
CCGAAATTAATCTAGCTCCAATCCAAATTTTTCTGAGGCGAAGGGAATGGTAATAATAATCTACCAACA  
CCGTAAATGGCAACTGCGAAGAAATGGACTACCAAGCTTAACGGCCGAGGGTTTAGACCAGAGAGAAG  
AGCAACGGGTCCCCTGGAACAGACGCCCCCTAGGCTTAGATAGTCAAAACACGCTTCTCTCATTTTCCT  
TTCTTGCTTGATCAGAAGACGCGCAAAACACCTTGATAAAGCTCCCGCCAATGTGTTTATAGTAGAT  
GCCACAGGCTGCAAAACGAGCATACTTTTAGCGCATATACAAAAATGTGTGCATTTAATCATTTTTCTT  
TACGAGCATACTTTTAGTTATGTATACAAAATTTGTGTGTTTAAATTATCTGTTTACAAAATCGCTACA  
GAGTGCCTTAAAGCTTGCAATTTTCAGTGTAAGGATAAAAAATGTGTGTCTATTTATGTGGTTCTCTGT  
TTATAAGTTTTTAAATCAAATGGATAATTTATGTAAAGTCCGTTTTTTAGCCATTGTAAATTTCTGTGCAT  
ATAAATATAGTGTTTTGCAAAATCACGCTCTACTCATCGATGTTGACATTTGAGTGAAACTCAAGGA  
AAAACGTTTAACTGGGCTTTTACATTTTTTAAACATTAATAATCAATAAAAAATCGAACAGATGC  
ACATACCTTTTCGAAGGTGTA AAAACACTCGAGATACTTGC AAAAGTGAAGCTGAGTCGTTAAGATCCT  
TAAGAGGCTTTAAGAGATCTCTTAGAACGACAATATCAGAGAGAGCAACTGTCAATCCACCGCCTGTT  
AAAGGATGGCGCATGTTGAAAGCATCGCCCAATAGTAATGCACCAGGTGTCCGGTGTGGGGCAGCCGG  
CATACTCCTATTGGGCATTGTTCTGATGTTTCTTTCTCAATAGAGTCAAGAAATGCATCAGTTAGCT  
CGGCTGGAAGCTGATACAAACATGTAACAACCTTTTAAAGAAATAACCTTTGTAGAACTAAGAGAGAATT  
TTCAATTTACTGTCTCAATTTTTTTCGGAACGTGTGATTTAGTGAACCAACATTTACATGTGATCAAC  
TTAGAGCACAGTTGTGGAATTTGTTAAATTTTTTATTCTGTCTGTGACCTCATAGGACTTCTGATTGA  
ACTATACAATGGATAATTTGGA AAAATAAACATCACGAATCCCTTTGAAACGAGTTTTTTTTCAGTAATT  
TTAAGTTAAAGCTCTATTTCTTCTTCATTTTTATGATTACTTTTTGTTTCGTATGCTCATTTTTGTTGGCT  
CAAATGTATCCCTGAAATGCTTATGGCAGAGTCACAGA ACTGATTTCAAGTCGATTTAAAATTCAGCA  
ATCAGGCACATAATTACTACAAAATAACAAATGTTACTATGTTAAAACCTCATTTGGACAGGTGCAAA  
CATTGGGGGTACAAAATCAAACATAACTCCAAGATTA AACTACTATATGAAAATTTCTTAAAAC TTG  
TATTGCCATTATAAGAAGATTATTACCTGAGGAGCCACACTGGTTTTTAAATACTTGGCAAGTTCTCC  
GCTAGCGATGGAAGGGATCTTTTTGACCAGGAATATCGACCAAAACAGCGAACTTCAGTGCTGCTAATCT  
TATAAAAACAAAATGGGTGAAGGATCAGCTAAGATGACATGGCCGTGATTTGGGAATGGAAGGTCGATA  
TTTTCCAGGATCAGTCCAACAAAAGCAAGATGGCACCTCCACCTGTAAAACATGACTTATTTTTAATTTT  
TATACAAATATAGAGCATATAAGAAAATCAATATAATTATAGAAAAGATGATTTTTTTTTACCTGTGGC  
TTGCAAAGAGATCGTCGTAAATTTGAAAAGCATCCATCACAGACAATAGTAAGAGGAGCATAAGTTTTT  
AAGTTCTTACCAGTTTTGGTTTTGTATTGAACTCCTTTAATAGTGCCATTTCTTCTTAGTAGGGATG  
TAACTGTTCTTGGCTCTAATTGAACTGAAAATAATTTGAATACAAAATATTAGCCTAAAATTTGGATTT  
GCTTTTCGGGACCAAAAAGACACGGCGGAAGAAAAGAAACCTACTTTGAAAGTGTAAGCCTTTTTC  
TCTCATTTCTCTGAATAAACCGGCCATTGTGGAAGCTTCTACCAGAAATATCTGAGTGAAACTTTTTCCA



ATGGGTAAGATAACCTTGTACTTCTCCCATCTTTGAAAAGAGCATATCCAAACACTCTTTGAGCATCT  
ATGTCTTCTACGCAATCTGCAATTTATTACCATAACTTTTTATTTCGAAGATCAAACATAAAACAAGAAA  
CAGGGAGGAAACTCATCCCCTTCTGATATATTTTAAAAATATGCTAAAAATATTTTGTGTCTAAGAGC  
ATTTTTACCTTCAAGTCTAATTCGATAAGCTTGAGATAACCTCCTGGCTGTAGCAATTCGCCGACGA  
TTCTGTGCGGGCTCTGTCAAATCTCTTTTCGATTACATGAACTCGTCTCCCCCTCTACAATAGAAAAATA  
AGAAAATTATTGGCAATGGCATTAAAATAAACTAAAACATGGTCAAGATACATTTACTAACACCAAT  
CTAGAGAAGTTGTGACTTATGCATCAGCGACTTTTTTTTTATCAGAAACGTTATCATAAGGTACATAG  
ATATAATCAATTAGTAAATATTAAGATACACAAATCACAGTTCAGAATAGAAAATATACCATATCAACA  
GGTACGCTAATTTCAAAAACACAATGAATATCAAAAAGTCAATGAGTTTAAAAATCTCATTTGAAATTAAG  
GATCCGTTTCAGTTTCAGTTTATAAGCTCAACTTAGCAAAATCTTTTTTTTTAATATTTAAGTCGTAGTAT  
AACTTTGTTTCATCAGCTTAAATAGCTGAAAGAAAATGAATTTGATCAAATTAAGTGCTAATTCAGG  
TTTTATTTGGCTGACAGCCAGATTATTATAAGCTGCTTCTTATTTTCTCATAACCTTTGAACTCTTAT  
AAGCAGATAAGCTATTTTTTATCCTCTCATGCCAGATATCTTTGAAAATCTTATATAAGCTAAATTA  
GCAATCTTTTGTAACTTTCTCATGCCTGAATTCCTTTGAAAATCTTACAATCAAACAACGTTTTTTTTT  
TTTTTATTTCTCATGCCAGAAAACCTAACAAATGTAATAAAATAATTAAGCTGTTTTTTAAAGACTTGG  
AAAAAAAAAATCTCTTTTATTAACTCATGTCATAAACCTTTGAAAAACAATAAGCAAATAAGCTA  
AAAATGAAAAATTCAGCAACCAAAAACAACCTTTCAATACCCCTCTCTTTTCTCAGCCCAAATTAATTT  
CTTAAAATCATTTTTATTATTTAAACAAAACAAAAAAATTTAATTGTAGTAAATGAAATCACTCGGAA  
AATTGACCCGAAAAGACCTTGTATCAAAATTTCCGAATGTTTTTTTTCAAACATTAATCGCAGAAAT  
TTGAACGACATTATAATTTTTTTTTAAAATATATGTTTCATTGCAAACGACTAAATCGTAACGGGGTAG  
CCCTATAATTTTTTAAACACAAAAACACGTCGTTTTGATTGAAAAATGAAACAAAAAAATTTATTTAC  
GCAAAACAAAAAATTTCTATGACGGAAAAAAAAAAGGATGCACAAAATAAATTCGTAGTTAAAGTGAT  
ACTCCCTCCGTTCCCATTTAATTGTCCGTTACGAAACTATCTACAATTTTAACCACCTTATAACTTGC  
ATCAAAATTTGTCGAAATGATTTTTTAAAATCTAATCATAAAAATTTAACATTTGAACTATATGATCAATC  
TTTGATGATTTTCATTCCGACAATTTTGATACGAATTAATCACCAGTCAAATTCGACGTAATTTTCGT  
AAGGTACAATTAATAACGAACGGAGCAAGTAATATCTGCATGACCATAAGCATAAAAAACAGAAACAAG  
AACATAATAATAATAATAATAATAATAATAATAATAAAAAAGACGGAACTTAGCGAGAGTATGAGCAAG  
GGCAGCACAGCAACCCAGCACCAACAATAATGACGTCATAAATAGAATCGGGTCCGGTCTCAATCG  
GGTCTACGTGACTCCGAACACACTCCTCTCGGTTCTCGACAACAATAAATCTCTCTTTTTTTTTAAAAAC  
TTATTAGTAACTCGGAAAAAGCGAAGAAACAAAAACCCCAAAAGAGAAGCGAACAAATGTAGCTACGAC  
GACGACAACCACGTTGTTACCATTTGTTTTAGGGTTTGTGTTGTTGGGTTTTTCTCCGAGCGAGAG  
AGAAAGAGAGAGAGAGAGAGAGAGAAATGTGGAGGGAAAGAGATGTGGGAGAGATTGTAGGAGAGAGAT  
GGGTTTTTATAGAGAGAGATTATAATGGATTCCGGGTTTTTCTAAACGGGTCGGGTTTTGTTGTTTT  
ACTTACGGAGTTGAATTTGGACCTTGTCTTTTTTATTGCATTAATTAATTAACCTTTAATTTTCGTAACGTT  
TTGGTTTTTACCAAAACCGAAATCGAGTATATTTTTCGTTTTGATTTTTTTTCAGTTTCGGTCTTTTTTA  
ATTTTTGAATCGAATCGGATCAGTTTTTTTCGCTCCAGTTTCGGTTTTTTTCGTTTTTTCGTTTTATTTT  
TCGGTCTTTTTTCGGTTTTTTCGGTTTTCGTTTTTTTTTCGGTCCAGTTATCGGTTTCAGTTCTGTTTTTCCG  
GTTTTTTCGCCAGCCCTAATTCCTATAGTAATAGTGTAATATAGATAGGGCTGGATTTCGGTCCGGTTC  
GGTTTTGGTTTTTGGCAAAACGGAAACCGGGCATATTTTTTCAGTTTCAGTTTTTTTTTCGGTTTAGGTCCTG  
TTATTTTTTTGGACCGAACCGGACAGGTTTTTTCGGTTCGGTTTTGATTTTTTCGGGCTTTTTTCGGTTTTT  
TTCGGTTCGGTTTTTATTGTA AAAACGAAACCGAACCGAAAAAGTTTCGATTTTTCTTTTTTCGGTTCGCT  
TTATTTTTTTCGGATTTTTTCGCGTGGTCTAATTGTAGGGCTGACGTATGGATATGAGTAATAAAAAATA  
TGATATGTTCAATTTGAACAAAATCTAGTAGTAAATGTGCATGTGAAAAATCCTCATGTAATTAATTT  
AATCATAGTAACTACTGAGACTCCTATCATTAATCATTA AAAAGATTTTCGTAGCGAATAAGGTAAACA  
ATACATTTTTAAACACATGTCACGATATATCCATTGACGTAGGATACTAACACTCGACACTTCTCCTCA  
GTTATGGGTTGTAACAAGTGATGTGAAATAATAACACTAAACAATCAAACATGATTTTTAAATGATATA  
ACTTTATATTCATCTTTTTCGTTTTTACAAAATCATTTGTTAGATTTAAGATAATAAATATCGTAAGTAA  
ATTCACCAGAAGATGTTTTATAAAGAAAATTACTTGACATGGATGAATATCAATAATAAATGAAAAAA  
CAGGCAAAACGAATCATCGAGCATAAAAATTATATCAATGGTATCCGGGGTTATTTACAATAGTTTTGAT  
AATTTGTGAAGTTAATTGTAAGAATTAATAGTTTTGGAGAGTTATTTGCAAAATGACCCATAGATTTT  
GCAACGTTCCAATGTAAGTTACTTTATGCATTTTTTGGTATTTTAGTATACTAATAACATCGATCACT  
GTCATAACTCATGATCGGCCATTATATATATACTAGTAAAAGTTAACACCGGTTACGTGTGAGACGC  
ATAATAACATAAATCTCGTAATATATTTTTATTTTTAACATAATATTCAAATTTGTTATCATTTATTAT

AGTTATGGAGGTTAAAACGAATTGTTAATTAATTTAGGATACATCCGTAATTAGAAAAATATAGCGAT  
GATAAATAGTTAATTAATTAGATGATGCATATTTGTAATTATTAATAATAGAGTAAGAGTATTTTTGGGA  
AAATTTGGACAAAATTGGACAGCCTCAACTTTTTATTGGATTTGCTTATATTAATAGTGTGATATGATA  
TGATATATATATGATATGATATATATATATATATATATATTATATTGGTCATGATGTATGGATATGGTTGTGGG  
TGTCGGAGAAGTGGTAACATTTTTAAAAACGATTATATGATGGGGCGAAGGCGGAAAGTATAAGTAATA  
AAAATAAGTGGGCTATTGGACGGGCAATTTGAACCGAATATAGTAAAAAGGTAGTAGCGGAACATAATA  
TTTAGACGTAGGTGGGGTTGAATTACACTATAAAAAAGATGTCCAATTTGTTAAATGACTTGTGACGT  
GTTTTTTTTGTTACGAGCTTACTAACTACAGTTTTTGTGACAATTTTCTAAAAGTATAGTCAATTTGTG  
ACAGTTTTGTAAACAAGTTTTTTGAATCAGTGACAGTTTTTTTATTATTACAAAAATTAACATTAGTTTTGCA  
GTGTTATGTGTATCATAGGAGTATTTTTGTAATTATAGAAAGGTAICTCAAACACTGTAATTGCAAACTTT  
TGATTAATAATACATAAAAAATCTCATTTTTTTTTCAATGTTCAAGTGTAGTCCCTTGTGGTATGTAGC  
TAGTTCATTACTTGTAAACAGGGCCGGAGCCAGAATTTCCGTTGAGCGGAGCACAAATAAATGGATAT  
ATATCTTATTTTTTTAGATATGATAATCGTTTTTGCAAATGATATATCAATTTCTCCAATATTCTCCCAT  
TATTGGTTAAATTTGAATGATGACAATAAAGAATCAATTCGATTTTAATAAAATTCAGACCATCTAATTT  
ATTTATATTTAGTATAACTAAAAAGATGTACTAGTGGTTTTAAATTTCAATATTTATGAAGATTTTGA  
GAAACGGTATAATGTTTATAAACTATTTTTTTTTTTGTAAAAAATGAAACACACAAAAAATGTTCTTATC  
ACAACATATAATACAAATAGTACCAATGTAATATTTTTTACAAAAAGCCAAAAATATGATAATTTTTCCCT  
GCACAGATTCGAACCAACAATCAAGTATCACATCAAATATTCTGGTTTTAACATTGAACTATTATGCT  
ACATTCGAGTTTTGATTAACAAATACATATAAAAAAACAGTTTTTCAAATTTTCAGCAGGGGCTACAGCC  
CTCACTGGACGTACATTGGCTCCGCCACTGCCTGTAAAAATACGACCATGTAAGTACTAGTCCCTTGTGCT  
CATGTCAAAAACTAAAAAATAACGACTTGAAGGGTAATAACGGGTGTTTTGACCCACCGATAATCT  
CCGGTTAGATTCGGCTTGGACTTTACAGGAGCACACAATTAATAATGCGCAAAATAAATTTGGTAT  
CCTTAGAAAAATACGGATAAGTTTTTTATTAACAAATATTAATAATGTAATTTTTATCGCGATTTTGTGTTT  
TACTTATTGTAAGACCGGTATATTGTAAAAATGTAATAGTGTGGTTGAATTTTTTTTTCTCATATAA  
CATAAACTTTTTGTAGATTGTCTTCAACCAACACACGTAATTAATGGAATTTTCGACCACGAAGGAAT  
AAGCTTGTTATCTATACAAATAGGCATTACCAATATTGTCAAATAGGGTTGGTTTTATATAATAAAA  
AAATTATACATTATATGAAATTTTTTATGAATGAGACTGAAACAATAAAAAATTAATTTTTTTTTAATCA  
AAATAAATAGAAAAATTATATTTTTTTCATCAAATGTTAACTTTTTTGAGACAAAAATAATCTTTTACAC  
ATAAAAAATAAATTTTTATTATAGTGAGCATGTTCTAATTTCTTAAGTATTCTTAAGTTTGATTAGCTCTA  
AAAATATTGTCGTTAATTCTTAAATTTACAGGTGAGTATGTGCTATTGGCATTTCGGTAAAGTTATC  
AAATGATTTCGATTCTTGCAAATTTGTTGTTTCTCATATTTATGAAATTTGATGAAGGCACTGGA  
CTTGGCCTCGCTATTATTTTTATTTTTATAGGATCTGAATTTGGATCTTGTCTTTTTTCTCATGGGGTATC  
ATCTTTTTTATACATAAAAAATAATTTGAGTAGTTAAGTTTTAATAGTTTTATAATAATAAAAAAACAACCT  
CCACCGTTTCATCGAATATTGTGATATTAATGGGACCAAACCTTTTTATGTTTTGTGAAAAATAATCAAAC  
ATACCCCATGCAATTTTTTTTTAAAGAATAGATATATAGTTGGATATAGATGGTCTATTTCGGTCCAATA  
TTATTAGTACTAACCATCAAGTTTATTATAAGAGAGCGATGAATGTTATTTATTATATATTGACCTCT  
CAAGTTATAGTTTTATATAGTTGTACCAAACATTATGTACGGAGGACTTCCATTTTATGCAGAAAATG  
TATTTGACCGCACGTTATACCGTTAATTTGTAAACCGTTCGATCCCTTTATATTAGATATGAACCGTA  
AGATCTAAAACCTATTAAAAAAAACCGTAAATTAATACTATTCTACCCTTAAATCCAACGGTCTAAATCT  
AAAGTAAATGATCCAACGGTCTCTATTTAACGGTACAATATGCCGTTCAACAATGAACGACGCAAAA  
GAAAAACACATGTAAGGAGTACTATCTTGGTTAGTTTACTATGAACACTTTTCGGACTCTTGTATCC  
AAATCTTCTATCCATATTTTCTATCTCTTTTCTCTATTTTTGGTTATTTTTATTCAAATTTTAAAT  
TTCACAACCTATTTTCGTAATTTTATAAGCTTTATTATATTGATTCAAATTTTAAAAACATTTGGACAT  
AATATTGTTTTAGACAGTTTTTCTAAAATTTAATATTTAATTTTACACTAATTTATGTATTTATTTCAA  
AATAAATTTGTGTGTGAATTTTTATTTTTAAAAATAATTTATAGAAATGATTGATACATGTTTTATAGTAA  
TTATACAATTTTTTTTTCAAGTTTTTTTACAATTTTTTTTTTAAATAAAAAAAGAAAAAGATAAAAAAAT  
TAAAAAATAATGATAGAAGATTTGTACTCCTTATTTTATACTTTCTCTTTTCGAAAGACTTACATACGTC  
TCTAACGTACAAAAGTAATTAAAAAATATTACTATTTATTGTTACCAGTGATTTTTGTTTTAAAAAAGG  
TATAGTGGTAGCATCAGAAGATTATCGATATTTTTTTTTTAGTAGTGTTTTTTTTTTAAATCAAAGAAAGA  
AATCGCATAGATGGAGAATATGTACAAGTCGGATTCCCTCGTTCTTTACGACGTAGGGACTAGACAC  
CAGGGGAAAACGAATATCGAAAATTTGTTAATTTCTTTCTTATTAATTTATAGTTCTTTATTTAGTGAT  
AAAAAATAAACAGTTTTCAATGGATTTATCTGTTTTCTTTTTTTGAAGGTATGATATGCTTAACTTTTA  
ATTAACCAAAATATAAGTTAAACAAGTATTTTACACGAAAACCTGAGCTTGGTTACGCCAGCAATTAAT

TGTGACCTGAGTTAAAAATAAAAGTTACACGATACATGCATAGGGCTATTTGTTTAATTAAGCCAGTT  
GTTTTACATTACTTGAACCTTCTAAACCAGAAAAACCGGTATTAGGGTGGAGATTACAGAAAAAACAC  
ATTAATTAGTGTTTAAAAATAACCACAATGACCTTTTTTTTGTAGCATAATTTTTGTTGATTAGTTAT  
TGACATAGTCCATGCATTTTTTAATAAGATTTTTTATTTAATGGTCCATGCAGGATAAGGTATGACATA  
TATATAATGTTCAATACAATATTGAATATTGTTGACTGCGTGTGATCGTTCTAAGATGAAAAGATT  
ACAAAAACATTATAGCCGTTTTGTCTATGACTTTTAGCTAAATGTTTGATATTGGTTAATTAAGATG  
TGTTTTTGTAAATTGGTAAGGACTAATTTGATTTCAAAAATTCAAAGTGGCTAATCATACGGCTTAAAC  
CAGCAAAGCACAAACAGCTGTATAACCTTTAATTAATGTATAGTGGTATATATTAGAAGAGTAATTAA  
TTATCATGTCTAGGGTGCAAACGAAAAATAACAAAACAGCATATATATACCCCCAAAAAAAACAGTAGG  
CAAATTTACGTTACAAAATAATATTTGATTTAATAAGAGTCAAAAAGCTGTCACAACCCCTGTCGATAAT  
TTAAAAAGTTGTCACAAAATTTGTCACAAAATTGACTAAACTGTCATAAAAACCGTCACAAAAATCGTCGC  
TAATAAGCTCGTAACAAAAANNN  
NNNAATAAGCTCGTAACAAAAATACCGTCACTAATCCCGTGTATTTAGGTATTTTTTTGTAGTGT  
TAGGTTTCATGTTTCGTATGCATGTATATATAATTACTAGGTCTTAATTTGTTACCTAGCAAGGCTCCAA  
ATACACTGGACCAACCAACTACAAAAGGTATGTCTAGTGACGGAACATGATGTTGAAGCGTGTGAG  
ACTGAATTAATATGTAAATTTATTTTTTAACCTAATTATGGGGTGTGTTGAACTTATTTTTAACCCGTACC  
CGGTTTTTCCAGGGTATGTCTAATTTGCTTTAATAATACAATTTATTTACGCAGATAAATATTTTCAGTT  
TTCAAAAAGCATCAAAATATAAATATTACAAAAAAAACATTTGTGGATACACATTTGTTGCAACTAAT  
TTTTTTTTTCTGAAATGAAAACCTTTGAGCTTGAAGGGCATAAAAAATATCTTCTGCTCTCGTTCATTT  
TTCATATTTGGTTGATCGAGCAGCATTTGGATTTATCTTAATTAAAAACTTATAAAAAATAATTACCAA  
ATGCTCAGTTTGTGTTAAGTACATAGATCATATATGAAAACCTTTGTTTAATACGGACAGGGGCGTTA  
TTTATGTATGATCATGGATTGTCACGGCAACCCCATAAATTTTTAATAATTTGATTTTTTTTATAGCGTT  
TTTTCGGAGTAATTTGTAAATAGATCATTTTTAACCTCTTCTTAAATTTTTATTTCCGGTAACGTTTTGCA  
AAATTATATATTGTTTCTATAATTATATACCGTAACATTTTTTGTAGTGATACTACATAAATATTAAT  
AATTCTAAATGCTAAAAAGCAAAGAAAAAAAATGGCCAAAAATCTAAAAATGAGAAGAAAAATATATG  
TAAAAATGATTATACTGACTTTACTAACAACAACATGAATTTTTATTTAATACTAGCATCACATATA  
CTAATTTAACACGATTTTCGGATGCTTATATACTTTTATTATATAATATTCTAAGCTCTAATATCTACT  
TAGTTAAATTTATTATAAAAAATTATAAAAACAACTCTTAAGATTAAGAGGATGAATTTTTTTAATTTT  
TTTTGCACAGGTGAAAATTTAAGTCTGTACAAAATTTATGTAAAGTTAGAAGTGAATTTTTTTTTTTGTTG  
ATAAAATGAATGGTCTGACTCCGTTCTGAATACGGAGTAACTTTATTTGGAGGAGTAAAAGTAAATTA  
CTAGTCGCACCTTCAACATATTTGGTCGATAATATAACCAATAAACTAAAAGTTGCATATGCATTTATA  
TATTAGTCAAATACACAATCGTGACGTACAAAATGTATCTTCTTAACTGAATTAACACCCCAAGTCA  
AAACTAGCTTGAGAGGAAGATTAATTTATCTACACTCGAGAATATTTCACTACAACAAAAATTTATAT  
AATAACAAAAAAATTTGATATTATTTAAGTTATTTATATTTACTAACTACGATTAGCAACAGTTTAAAT  
AACAAAATTTGATATGTCATTTCTCTTTTTTGCAAATTTTTTGCAACTAAATTAGCAACATATGATT  
TTCCTTAGTAACACAATTGTAACATAGTTTTATGTTGCTATATCAGTAAAAATAAATGTAACATATA  
TTTTATGTTGCTAATTTGGGAGTTTTTTTTTATATAAAAGACAACACATTTGTCACATAAATATTTTT  
GAAGCAAATTTGTTATAATTTTTAATTTAATAACTATAACCAATATATTTAATGCTTCTACTGTAGCA  
GTTTTTTTTATTATTATAATTGTATGCAGAAATTTTTTTCTATTGCTATAGAAAAATAATACCATTAAAA  
GAAAATTTGAATCAAAACACAGATAATATATGATTTAACAAAAGCCATTTAATTTATAAGTGAACATTTA  
CAATGGGATTAAGTAACAAAAACCTATAAAACAAGCACAACAAAAATAAATCCATCTATCTTTGCTAGGA  
CAACTAAACAAGCAAATATTTCCAACTTTTACAAAACCACTTATTTTCGAAACATATTACATGAACCT  
AATTCTTAAGTTGTGGCTCTGGGAGAGGTATAATTCATTAGAGTTGAAGTTTTCGTTTAAATAATACAA  
GAATGAAATTCCTAACACAACAAGAGAGGCGCTATTAGATCCTCAACCAACAAAATAGGGTTGGCTTA  
TTGTTTTGTCTTGAACGTGTGCTGCCTACAATGAAAAAAAATCAAACTGAAAAGACAAAAATCTCGA  
GCATAACAAACATCAATGCCTAACAAAACCAAGCTATTTAACAACAATGGATTTGGGATATATTACAT  
ACGAACTAATCACGTGAAACAATAAAGTACTACTACAACCTTAAGGAAAACACTACTGTAAACCGAAAA  
ACAGTTTTTTATCAAATTTGTTTGTAGCTTTTACAAAAGTCACTTGATTTTTTTTTTAGTTTAGTTAACAC  
TTAAATGTATGCATCAAACCTAAAAGTGGCAGAATCAGATTTTATTTACAGTATAGAGACAATTTCTC  
ATGGATTTTTTAGTTTTAGTACATTGCTAGATCTAATAACCAAGATTTTATAATTTGGGGTAAAGTT  
CAAGACTTTAGATATAAAAGAACACACCAGCTAAAAATAAGAAAATCTGAAGGAAAAGTTACAGTCATA  
TGCACCTTACACTTAATTTAGTAAAAACAGTACCTTTGATACACATAGACATGGTTTGAAATTTGAAAA  
ACTAAAACCTACCTTGTATAATTGCAACAATTAGAGCAAATTAACATTTATTAGACCATTAGTTACATT

AGAATTAGATTCAAGGTATGGAAAACATATGGGTTTTGTTTCAGTTTCACACAGTTACTTAGATTTTTTA  
AGTTAAGTAAACAGCAAGGTATATCAGACTTAAAGTGGCATAATAACATTTTTTTTCGCTTCTTAATT  
TTATCAAACCTAAAGTTTCATCATCGTTTTCAAATACCCCTAAATCATAATAGATCGTTAGATTTGCTT  
AAATACAACACTAGAGTAAATATCGATTTTTGGTAATATTTTCTCTATTGTACAAAGGAACTATAAA  
TACTATAGTTTTCTTTTACTTTCAACTACCGCTAAATCTTAGTAGATTGTAGATTTGTTTGAATGGACT  
TATAAAGTAAATATTGACGTCGTTAATCTTTTCTTTATTTTCTTACTTTTACTTTTTTTCTTTTTCG  
TGATATTTTCTCGTTCAAAACACAACCTAAGAGTCTCTTCTCAAATTTAGGACTCACTCGTTTACCA  
CCGAAGGACTAAATCTAACGTAGATATTTAACAACAACAAAGCCTAAACGTAGTTATTAATAAATTAC  
AACGTTCCGGATAGTGATTCCGGTTAATATAGTATGGGGTACTAGCATTTTTTCTATATCTTCTATTA  
AAAGTTCAAATATCTTATATATATTTTTTTTTTAGTAAAGGAAAAAATCCTTCTCCAGGAATGCACTAT  
GGAGCCTCCTTTGTTTCAGCGTTCTGCATGGAGGCTAATTTAATGTTCAACATCGGTCAGGAGAATGAC  
TGTGTTCAATTTAACACCATTTTTTTTTTATAAGTTTTTTTTTTTTGGTGATAGTTTCAGGGAGGTCN  
NNNTGATAACGTAAGCAACTTATTC  
GGTTGCCCGTAGCATTTTTTATCAGCCAAAAATAAAATAAAATAAAGTTTCATTTTAATTGATATATATA  
TTGTGTATATATATATATATATATATGGTGTTCCTTTGCAAATGTCGAATTAATTTAATTGTCAAT  
TTAGGTTAAACTAAGTTATAATAAACTGAGTTTTATATCAGACTGAAACATTACAAGAAAAATAATA  
TTTATGTTTTCGTACCCAAAGCTTAATAAACTTAGCCGGGCCATGGATAGGTCATGTAGTCATAAGTC  
ATAACTAGTCAAAGTCTTGAAGAATTACAAAAAAGACAAAAACATGAAGTTATGTATTCAAATATTA  
CAAGATTTAAATAACGTATTGCATTCAATATAAGTGGCTTGAAACCTTGAATACCACTTCTCGTACCC  
TATATAAACGAAAGAACTCATTTCCTTTTCAATATACAAAAAGATCATTTCTCCTAAAGAACTTAT  
TTAAGTAATTTGCAAGAAGAAAGAGCTTTCTTTAAAAATGGCATCATTTTTGGATAACTTGTCTTCA  
AGACGCTCAAAGGGTTACGCAACAATCCTGGCAATAGGAACAGCCAACCCCGACAACATCTGGCTCCA  
GGATGAGTTCCCGATTTTTTACTTTTCGGGTGGCTAACTCGAAGGACGAAGAGTTGAAACAGAAATTC  
AGCGTATATGTAAGTCTTTTCAATACTCAATCGATCATGCATTTTTTTTTTCTGTCAAGTTTAAAGTA  
CTGGTATGGATGTACCGCTTAAATACTTAAAAATTAATTAGCTTAAGTAAAATCAGTTACATCTTTTG  
CTTTTATTTTCATGTAAAATCAGTTACTACTAAAAATTTAGAACAAAAGTTACTGAGAAAAATGGGTGTAG  
ATTATTGACCATTTTGCAGTTTTTTCAGCTTATTTTTTTTCCCTGTTGATATTAATTATTAGGTGCAAT  
AATGCCTTTTGTGTTGTTAAATTA AAAACC GAAATTTATTTTTTTATTTTTGTGCTTCTTCGTCATCTCAA  
TAAGGAAACTTTTTGTGCTTTTCGTTTCTACAGGTGATAGATCAACTGTACGTAAGCGTCATATAACCTG  
CATGCACGAAGAATTTTTCAAGGAGAACC CAAACATCTTACATACGGTGCCCGATCACTCGATACAC  
GTCTTGACGTAGA ACTTGTGCAAAACCCAAA ACTTGGAGCAAAAGCAGCGGAAAGTGCAATAAAAAGAG  
TGGGGCCAAACCCGCGACAAATATTACACATCTTGTATTCCACTCCTACTCAGGAGTACAAAATGCCAGG  
AGCCGACTATCAACTTGTCAAGTATTTAGGTCTAGACCCTGCGGTAAGAGATTCATGATTTATCATA  
ACGGGTGTTACGCAGGTGGAATGGTTCTTCGCTTAGCTAAAAGATCTTGCTGAAAAATAATGCTGGTGCA  
CGTGTCTAGTTGTGTGTTCCGAGACTATGTTAAACGGTTTTCCATGCACCGTCACATAAGAGACTTGA  
CCATCTAGTGGCTTATGCAATCTTCGGCGATGGTTCAGCTGCAGCTATTGTGCGGTGCAGATCCTGATT  
TGTCGATTGAACGACC ACTTTTCAAATGATAACGGCGAACC CAAACCTTTCCCTGAATCAGATGGTG  
CACTTATGGGACGATATCAAGAGATAGGATTTGTGTTACATTAGGAAAAGATGTGCCGAATCTAGTT  
TCAAGCAAAATTGAGGATTGTATGAGTAAGGCTTTTGATGAAATTTGGAATTTACGGATTGGAATTCGTT  
ATTCTATGCTATACATCCAGGGGGTGGCGGATACTCAACGCGATCGAGGCAAAAATTTGGGGTTAAGTG  
AAGAGAAACTTAATGCTACTCGTCATGTCCTTAGTGAGTATGGTAATATGTCAAGTCCGACTGTGCTT  
TTTTGTGCTCGATGAAATGAGGAAACGATCTCATAGTGAAGAGAAGAGCACGACCGGTGATGGGCTGGA  
GTGGGGTGT TTTGTTTGGGATTGGACCGGGCTTGACCGTGGAACTATTGTGCTACGAAGTTGTCCAA  
TAAAGACAAGTGCTTAAAGTTTAGAGTCAACTTGGGATCCCCTTTTATTTTTATATTCGAAGCTTTT  
TTTCTAGTGTGTGGTGTGAGATCATTTGTTTTTGTTCATTTCTTGTAAAAATATACTGGTGCCAGT  
AATAACTGTATCAAATAAACATGAAATGTTAGTGAAGTTCTATGTTTTCAATTACCGAACTTTTATCTTT  
TTATGATTTCCGCCGTGATGAACCTATTAATTGGCACTACCTTTTATAAAAACATATGCAAGTTAGTA  
GTATTATACTATTATGCACTACAGGGTAGCAGTAGCTATAAAAAAAAAC TATTGCAGGCTGATAGTA  
TTTAAGGGGAAAGAAGCATTTCATTTGCAGTCATTGGATATTTATCGGACGACCTTTAACCTGTACA  
TCAACCGCAACAAATTTTTACGACTGATATAATCCCTTATCCAATTTTATCCCTCCAACCTCCAAGTC  
ATCAACTTTTCGCTAACCTCCTGTAAATTGTAATAGTTGGCTAACCAATTTTCAGTTCACGGTTCTGGTC  
TATTAGGCCCTTGGTTGCGGGCCACTCTCCCATATTCTCGCAACCAGGCTTTAACCCACCAATTCACCT  
AGGGCTTAACCTCGACTGGTAAGAATAAACCTGGTAGTGT TTTATTTGGCTCACTAGCTGACCAAAAC

TATACTACGCCAGCCCAAGGTATCACCACACTTGGATTTACCAATCCACATTTTATTATTTACCCAG  
GCTTTACCTAATTGAATGCAAAAAAAAAAGAGGAAGAATATCATCGACTCAAGAACAACCTTGTGGC  
TGCATCTTAAAAGAGAACGGAGTATTGTATTGAAAAGAAAATAAGGCCTTGTGGACTAGACCTCGTA  
AGAAAATAAGTTGACTTGTTCAGAACTAAGCAAAAAATTTGGGTTTAAACAAAAGTCTAGCTTTTCTGT  
TCTTTTTTTAAAGAAAAGACTAGATTAATAACTGGCCAACTGCCTATCATCATAACCCAAAAGGAAAAAT  
GAAACAAAAAGTGAGCTTGAAAATGAGAGAACAATCCTAAAAAGAACTATTATAATTAAGTTGCAG  
GGATAAGCAAACAATCTCTGGTAACAATAGTTTCGGGTACAACAAAACAAGTTTCAAACCGTGGAAAGC  
AACCCCGATTAACAATTCCTAACCGCAAAAAGAAATCTCAAAAATAAACATCTTCACACAACCTAAGGGA  
TAAAACACAGAGGCGATGAACAAATACTACAACACAGATTTACCCAAATCTAACATTAACCTTAAAAAT  
CATCGCAACTACGAAAAAGGAGAGAGGTCTTTGAGAGGGTGCAGAGCTAGAGAGACCACCGTTAGGGG  
CATTAGTGGGAGAGAGACCCAAACCTGAACTAGTTGAAGGCACTAATGGAGTGGTTCCCTGCGATGCCA  
CCTGCCATGGAAGGTGCTGGGGCCGGTGAGAAAAACGAGTCATGTGGTAGTGTGTTGGTGGGTCGAG  
GACTAGAGGAAGCTGTAGCGGACCTGCATTTGTTTTCATAAATTCATATTAATGAAGTGATGGTTCT  
GATGTGGATCCAGGGCTTTTTTGGCTGCATTGAGCATTTAAGCTGAACGATTTTAGGTTGGAAGAAAA  
TCTGGGTTTCATCCAGCTTAAAGCTTCTAGCTTAGTCAGGTGGATAAAAAGAAAAGCTCAGCTTTTCAGC  
TAGTCAGCCAAAAATAGTCTACCATTTAAAGAAAAAATATGTACAAAAGCTCCAACCAAACAAGCC  
TTGGCCTATAGACGAGTGGATCATTATTTGAAAGAATTGAAGACCTTCCCGACTTAGCATACAAAA  
AGAAGGATGTTGCTTTACTTTTGCATCTGAACAAGCTTTAAGCACATAAACTTGTATTCTCAA  
TTATGTTTAAACCAGCTTCTCATCAAAATTTTTTAAATCCAACCTGATTATTTTAAATTTATGCCGGCTA  
AACTGGAAATAACTATAAAAAAGAGCTTGAGTAAACTAACTATATACAAAAGCTGTGATTAATCTAAT  
ACAAGACTTGCCTGGGCATCGAGGCTGAAGAGATGTTGACAACCTGAAAAACAAGCGGAAACATAA  
CTCAATAAGATTATGCCGAGTTTTCAATTCAGTGTTCAGATAAAATAAATAGTATATACATAAAATTTAT  
TTCTAATTTGTGCCAATGGAAATTTGTTTCTGAAGAAAAACAATCTATAGCTGTTTCAATGTAAGATCA  
AAATAAAATTCAGAAAATACCAAAGCACTACTAATAAACAAAAATGCGGCTTACGGGAAGAAACGCTT  
GGTTTAGATTAAATGTATAGCAATGTTACTTACGTAGTGACAATACTTCCATTGGCATAGCCCCGTA  
ACTGCAAGAAGTGACACTACAACCAGCAGCACTTTGTTGCCAAGTAACATTTCCAATCATCATATTAC  
TGTTTTTGCCTGCATACTCGAACAAAGAAACCGACAAGGAAAGGGCGTGCAGTACAAACTACACAAC  
AAAAGCACACTATCAGGTTATACTGTAGTAAACTATAAACAAAAATAAATAACCAATATGCATTAGAAC  
TAAAACGAAACGAGAAAATTGGTAATTACTTGCAGCTTGGAGGTCCACAACCTGCCTGGACACAGTGAG  
AAGCGGTTATAGCATAGCTTCCGTTTGGCACGCTAAGACCAGAATCTGAGGCATATGATGGAAAACCTG  
GAGGCACAAGCTGTTTGGCCAGGAAACAAAAAGAAATTAATCAAAATGGCCAATGAAAAATCAAGA  
TAATAAAGAAAATATTTATCTACCGTGAAGCAAAAATAGGAAAACAAAACAAATTTGTAAGAAA  
CAGGCTACTTCTAGCCAAGTTTGTTCCTCAAAATTTAGGTAAACATAAAAACAGTTACCTGTAT  
AATTTAGTAGAAACTATGTGACAAGAAATTAACACTAGACATAGTTGGGCTTTGGTATATTGAAG  
TGAACATTACAACAAATTAGAAGATATGAAACAAGAGAGAAATTTTTTAAAAGGTAGTGAAAGCTCTA  
AAGCATATCCTACCATTCTAAAAATGTCTAAAGTACCTTTCAGAAACATCTTAAAACCAAATTTGAA  
CAATGGATGTTTCCAAGCACATAAACTTACTAAAATTAACAAATTTAGTCATCAGTGAAGTGTGTAAGG  
CAATCAACCCACACAAAACCATCTAAATTTCTTTTTGAACAATTTCAAAAATAAGACATCCAAGAAAG  
GGTTAGGGTTCCAGAAAACAGGTATCGTAATTTTGAACAAGACAACAGGATGGGAACAAGAAATGCCCAT  
CCATTATAGCATTACCTAATTTGGAACCAATTTGGTTGACTTGGGGACTAGCTTGAAAAAAATTTGGACA  
GTAAAAATATGCTAAATGTAACCTAGCGAAAATAATATCGAATTACAATGAACAGCATAGTTAAAGAG  
CTCTGAAGCATTAAACTTGTCTTAATATTAGCATAGACATACCTTTTAAAGATTATTTCAAAAAAG  
TAGGGATTTTCACTAAGAAATGGATGACCTGCATATTACTATCTTAATAGCATTAGACAGCAACTTG  
TTTCAACTTTTTACAAAGACATCTCTAACTTTAGATGACAAACATTTGGACATTTGGGGTAAGCAACAT  
GCATTAGTGAAAACAACACTACTTTATCACTAAGTCATAATTAAGAGGCGTAACAGCAGTTAGCTTT  
CCCTGAATGACCATCAAATAATACCGTTATACAATTTCCGAAAAATTTTAAATGTATCATCTGACCAACA  
CAATGTGGTTCCCAACACAACCCATCCTTAATCAGTAGCATTACTTTCGTTACAGAGAAACAACACTAA  
ATTACAAATTTATAAATATGGCACAGTAATAAGGACTTGTAAAGTGCAATCATCTAACACCAAAAA  
AAACATAAAAAATTTTGTCTTAGAAAATGGGACGAATCAGTATATCCCGACTTTTAAATAGCATTACT  
TTATTGCAACAAAGTATGGTGGATTAGGGCACTAAGTTTTTTACTTGTCTGGGACAATTAACACTATTC  
AAGGAGCATGATGGGGTAGAGGGCGAGCCTTGGCACAACGGTCCAGCGGTTGCCATGTGACCTGGAGG  
TCACGGGATCAGGTCGTGGAAGCAGCTTTTTTGCAAAAGCTGCAAGGGAAGACTGTCTACATTTGGGCC  
AAAGTAGCCCGACCCCTCCCTGGACCCCGCACAACGGGGAGCTTTAGCACCGGATTACCTTTAAAGA

ACATGATGGGGGTGATTTACACGTTTAAACGGAACTAAAAACAAGATAGTTAATCACTAATGGACGA  
TATGTTCAAGATAGAACTCACTCGCTCGCAGTCAAACCTCCAAAAGCAAGACCAACGTACAACAGTT  
CGTTGGCCAAAGAAAAGGTACAACCCGATATCCTCAACAACGGCACCAGCAAGTTTAAACAAAATCACC  
TTATGAAACAGCACTATTTAAACCGGCATGGTTAAGTGCTAACGTCCAAATTTTATCCTAGATAAACT  
ATTCACAATCCAAACTTACTCTTAGTGAATTTAAAGTCAAACAGGACACAACAGGTACGTTTTCCAAA  
AACAGATATAGAGTACTGGCATTACTACAACCTTATTTGTCTTTTAGGAAAATAGCAACAACATCA  
TCCAATGAAAACAACACAAGAATCAAAAATCATAACTGCATCTCAATCAAATTCATAAAAACAACACTAGA  
ACAAGCAAATACTTTCCCCAGAATATGGAAACAATCAATTAACAACCTGTTTGTCAATTGGAGC  
ATGTTTTAGCAAAAATATTGAATTGCACTAAATTAACAAAACCTCAGCAGTTGAGAGCTCTAACATACA  
ACTCATCAGTCTCATCTTAAACAAAATTAACATAACTACAATCCAAAACAAAATAACAAAAGCAAGCTA  
ATAAACAGCCACGTCTCGAAAAGATATATATTGGTCATATTACATTATTTACGTACAGAATGATGTTT  
TAATGACTTATCTGGAATGGGTGTTATGCAACTTTGAGTCAACTATTTTGTTTTTTGAAGCAGATTTA  
ATGCAAATAAGTTGGCTGGTTAAGTGTGACAAAAAGTAGGGTTCATCCAACCTGACCCTCGTATTT  
TTTTCAAGTTTGAGAATACAAATATTCTCCAAGTTTTAAAATTTGTTGACAAAACCAATGTAATGGAAAC  
ATATAAGTAAAAGAACAAGTAAGTTGCTTAAATTCATAAAATCTTCAAAAACAAAACAAAGTAAATTC  
ACCAGACAAAGGAACAGCCAAGATATCTCCCACTTTAATATCATTTCCACCAAGAGCATTCACATCCA  
TCAAATCCGCTCTGTAGTCACATATCTCCTAGCAATTTCCCGCCAACGTATCTACACCTCTCACCACA  
TATGACAGATACACCGCTGTTAACCCATTATCTGTCCCGTTAAAACATGTGCACGGTAACGGTACGGT  
CAGAACCTCCCCAACCCCAAGCACGTTCCGGTCCGCCACATCATTTGCCCTTTTCAGCTGATCGGCCG  
AACTAGGCCTCCATACACAGATTCAGCAATGTGGGCCAAGGTGTCAGATGGGCGGGTTTTGTACCTG  
ATGCAATGATAAATGCTTCAGTTCTTTTTATCATTTTTTCATTTATTTTTTACTATTATCCAAATTAGC  
TCTTCTTTAAGTAATTCTAAACACCAACACATATACATGTAATTTGGTTTTTTGTTCCCGAAGGTATGC  
TCCAATAAGATACCCAAAGACCTAAAGGGTATTTGCCAAAATTTCAACTTTTACTTTGGTCCAAAATG  
CAATGTAGATATTACTAGTTGGCCCTAAGGAGTTTCTTATCGGGGTATACCTCCAGTCAAATATCAA  
CAATCTCGCTTTGTTTGGCTGAAACTTTAAACTCGCTTAAATGCTTAAAAACTGACTGCATTCGGTTA  
ATCAGCCCAAATTTGAGCTTTTCTAGATTTTTGGTATGAAAAAGCTAGAACCCTAAATCTGGGATCA  
ACTAAGTTCTCTTTTTTTCATGATAATAAAAAGTTTTCAGCTTTTTGCCTAATAGATGCAACAAAATAAA  
CCCTATCTACTACTCCCGTTTTTCCCCCAAAGTTTCAGGAGTACATTCTTTTTCAATTTTCATCCCGCTTT  
TCCCCAACTCTTGGCATTCCCTATAAGCCACAAAAATACCTAAACAAAATGAAACTTGAAATGAAATGA  
TAACTCCATTTTTAAGCTGGATGAACCGTCTTTTCTCTATCCTGATAATAAAAATTTTCAGCCTTTTTTA  
CCCATAACTAAATAAATTTCTTGTATCCCATTTTTTCCCTAACTCCTGACATACCCAAATAAACCCTCA  
AATAAGTACCAAATAAACAACACTCAAATAAATTTCTTTTCATCCCATTTTCCCTAACTCTTGACATACC  
AATAAACACTCAAATAAGTACCCAAATAACTCAATAAATTTTGTTCATCCCATGTTTCAATAAAACATG  
AAACCTGAACAAAATTAAAAACACACAAGACCAAGTTAAAAATCATTACTTAGTCGAAACAGATTTCC  
TTATCCCATCAACACACGAGCACGGGACGGGAACAAGGAGCGGGAGGCTGGCGGGGAGGATATGGGTG  
AGAGACGTCGGTGATGAGAGAGATAGTGAGTTGGCGGCGAGGAGAGAGAGAGGATCAACCTGGAACAA  
AGCCGCTACTTCCGACACTTTTCAGGTCAGTGTAGAGGGTGTATCCGAGGAAGGCTGCGCAGGTGTCCG  
AGTTGCAACAAGGCTCGATCGTTGACTTCAGAGTTCCGAAGGGGAGGAGGAGAGAGAGAGAGAGAGAG  
GTGAGGAGTGAGAAAAGTGGGTTTTGAGATTGGCATTGTGGGTTTTAAAGATAATGGATAAGTTGCTTGT  
TTTTTGTAAATGAAGAAATGAGCTTTTTTTTAGTGGATTTTGGAGGTTTTGAGCTGAAAATAAGTGACAA  
ATAATGGGTTTTTGTGGATTAAGTTCTGGGTTAGGAAAAAAAATTTGTTTTGAAGGGTTTTAAGAGTGT  
CTAAAGATTGGGTTTTTTTGAATGTTTTTAAAGGGTTTTGAGGTTCAAAAATGGTGGAACTTGATGGAA  
AACAAGGTTTTAAATGGGTAGGAATTTGTATTTAGAACTTATAGCAAAAAGGGTTTTTATTTTTAGGTGA  
AAAATGTTGAGAAAACCTGGGATTTTTGTACTTTATATTTGGTAGGTTTTTGGTACTATCTAAGACTG  
AGAAAGAGATGAAAGAGTGAATAACATTAGATACAGAAATAGATACACAAAATAAAGATGTCTTGATT  
TTGGACAAAATTTGGTTTTTACTAATTTACCTCTGTTTTTAAATTTTTGATTGGGTAAAATGCAAATAAC  
CCCCTGGAACTATAGGTCATTTGTAAATAACCCCATAAACTATCAAATATTGCAATTAGCCTCCATA  
AACTATCAAACCTATTACAATTAACCCCAAGATCATCTTTGATAGTATGGCATAACTTTATGCTTGATG  
ATTTGTTTTTGGTAGATTTTTTCATTTATTATAATCCTTTAGTTCGTATCCATGCATGTCAAGGGAGTGT  
TTTTGTTTTTTTGCAGAATGACGCAAAAATATTTTTCTCACTAAAATATTTATCTTTTTTACGTAAAAC  
GCTTCTGGTCACTTTTTTACGATAATTGTTATCATTTCTCATGTGCATTGAAAAACTACATATATCAA  
ACAAAACCTTTGTTAAATGAACAAATGAATAAAAAGTTACGTCATAGTATTAATAATGATCTTGGGG  
TAATTACAAAAGTTTTGATAGTTTTGTAGGGGATAATTGCAATATTAGATAGTTTTGGGGGGTTGATTAT

TTGCATTTTACCCTTTTTGGATCTTGGGGGGTAGGGGAGGGTATATATGTCATTTATTGTATCGATATT  
TTTTTCAATTTCTCGAACACAGTATCTTTGTTGTACCGCACTTGTCAAATTTTCAAGATGGTACTGT  
TTTCTTTTTCTGGTTTTATTTTCTACTTTTCAGGCGCTTTTGGAAATTTCTGTTTTTCTGTGGGAAGT  
TTGGACAAAAAGTAACATGAAAACTGAAGCATGTTTTTCTCGAATTTTAATACGAGTTATTTATCAAT  
TAAATTAGTCGTAGTGTACACTACAATTAATTAATAACGGATAAAAAATATTACTTTTATTCATTTACA  
TCTACAATAACTACTCAAAGTCTCCCTTCAGTAACTCTTGGTCAACACAAAACTTTTTTTTTTTGAGC  
TTTAAATGCTTGAATTAATAAGACAATTATTATCCTTCCATATGTTTGTTTTTTTCATGTTGCCTAG  
CAAACATGCAAAACAAAGAAACACATTAATAATGTGCAATTAATAAGGCAATTAATGTCCCTCCATAT  
GTTTTTTTTTCTTTTTTTCATGTTATCTAGCAAAACATAAAATTTATTTTTTGTACATCTTTTTGTTGATA  
ATATTTGTTAGAGATGAAGCATAACACGGACCTTCTTAAATATTCTACTACTTACTACGTAATTCTA  
GAATGTATTAGACTATATTAGAATATGAGAGAATGTAACGGAACCCCTCTAGAAGGGTATGTATATGTA  
TAGAATGTAATAAAAGGGTATAGAAGATAGAAGATGTGATAAATCTCTAGATCATTGCTTAGACTTGT  
ATATAAGGGGATGACCCATCTCATTGTAAATCATCAAGTTTCGAGTGAGTAATAAGATACATTCTCCT  
ACTTTCTCTCTCTCTAAATACTTGTGAGTTGAGTGTGAGCTTTAATGCTTACTTAGTTGCAAAACAAGG  
TGTGAGTATTGTTAACTAAATGCCACACGAGCTTAAGAAAACTAAGCCCGTGATCTTGATGGTGCCTAG  
ATGGTTCTCAAAATTTGCTTGAAGATCGGGGTACTATCAAGTTTCGTATTGCTCACGGAGATGAGGAAAA  
AACCGATTGCGTTACCCGGTATGGTTCCCTTTGAATTTCTTGTATTGCCTTTTTGGTTTGACGAATGCTC  
CGGCTACGTTTTTGTACGTAAATGAATAAGGTTTTCCAACCCCTCTTGGATCGCTTCGTGGTAGTGTAC  
TTGGATGACATCGTTATCTATAGTAAAACCTTGGAGGAATATATTGATCACCTACGACAAGTTTTCCA  
AGTCTTGAAGGAAAATAGCCTCTATGTAAAGAAAAGAAAAGTGTGAGTTTGTCTCGGGGTGAAGTGTCCCT  
TCCTTGGACACAAAGTCGGAAGTGGGAAGCTAAGGATGGATAAAAGCCAAAAGTTAAGGTGATACAAGAA  
TGGGAGCCACCGAAGAAGGTTCCCGAGCTTCAGTCCCTTCTTAGGTTTTGGCTAATTACTATCGACACTT  
TATAAAATGGTACTCTTCGATAGCGCCCCCTTAACAGATCTTTTTGAAGAAGAATAAATCTTGGGATT  
GAAACGAGAAGTGTGATGGAGCCTTTTCAAAAATTGAAGATGGCGGAAATGGAAGAACCCGTCCTAGGT  
CTTCCCGATTATACTAAGGCGTATGAGGTGCACACCAATACTTTTCGATTTTGTCTATTGGAGGGTTATC  
TTTTTTCCGTTAAGGTCGGGACTGCACTAGAAGTCATACCGGTCCGACAAATGATGTGTTGGTTGTGT  
AAATTGCAATCAGACTATTACCGCAAATATAACTAATGAATTTTTTAGAGTATTTGCTAGGGGTGGGCA  
AAAAATCCGCAAAACCAACCCGTAACCCAATCCGCACGGATTGGGGCGGGTTGAGTGTCAAAAAAAG  
TCAATCCGCTCCGTTCCAATCCGTTTTATTTTTGCGGGTTGGGTTATTATTGGGGTTACCAAACCGC  
GGGTTAATCCGTCACAACCCGTTACAACCCGCTATATATATAAAAAATAAAAAATATATATTTATAT  
ATACATTGTGTGTATTTAAAGATAACAACCTCCCGGATTTATTACATTTTAGTTTTCTTACTTGTGT  
GAATGTTATAAACGTATTATAAATTGTTGTAATTTTTATTTATCTTTCAAACATACAATTTATTTTAA  
AATTTACGCCGATTATACAACACTATGAAAAATAAAAGACCAAAATGAAAAATTAAGGATAAACCCGCC  
CCAACCCGCCCAATCCGTAATTTTTTTTTGAGGTTGGATTGGGTTGGGTTAATGTTTTAATTATAATG  
GGTTGGGTTTGTGGGTTGAGATTTAAATTTTACGAATCTGTCTCGCAATTTATTTTACAGGTTGGA  
TTAGCATTGATGTCAATCCGTCTCAATCCGTCTCCCGTGTCCACCCCTAGTATTTGCAACATCATATG  
GGCATGGTATTAGAATAGTCTAATCTCGTTCGGATTATTAATAGGACCTTCATTTGCAACCTCGCTCA  
TGATTAGACAGATTATTAGTTATGTGACTATTAATCTTGCAACGAATGAGACCTGAGAACGCCATC  
AAACGGTTTTACTCAACTATTATACATATACTTCCCTTTTTATCTATTCAACGTATTAAATATACTTCAT  
GGGAGTATCTGAGTGTATGGTAGATGGTATAATCACACTCCTATTATAAAAAAATGATATTTATTGTT  
TACTATACCAAACCTATTGGTGATTATAAATATGCATAATCAGCTTGCAAATTTAATAATTTACACACT  
AAGTAAAAAATTTCCCCATATCAAGTAAAATTGGGAAAACGATTCCTCCGTAACATAAATTTGTAAAC  
AGTTTACAGAGATTCTCTCTCTATATTTTTTAGTATACTACTATTGTAAATATAATTAATTACATGTC  
TACTTTTTCAAACCTATTTAATAAATAGTACAATTCCTTAAATTAACCAATAAAAGAAATAAATATA  
AAAAAATAAGAAATTTCTAAAAAATAACCAAAAATGGAAAATAAAAAAATGAAAAAGCGCAAAAAA  
TCCGAAAAAGCTAAAAAAGTCAATATTATTTTACATATATATCTTATGTTATTAAAAATAATTTATA  
TTCAACGTTTCATCTTCTATACTTATAATTTTATGAGTTTATAAGTTAAATTTATTAGTTATTACAAG  
TGACGTGATTAAAGAAAATATATTTCTATCTAAGGTTACTATACACTTTAACACGTTCTTTTTATCCG  
ACAACGATTTATTTGTAAAAAACAATTTGTAATTTGTATAAAATTTTATTTGGAAAACTTTTTAT  
GCACCAATCGTCCGTAATGAGAGACAAAACAAAAATTTTCAGTGTAAAACCTTCTCATGTAAATATTT  
TCTTGTAAATTTTGTACTATGAAACAAACATGGCCTAAAAATATAAAAAACTATAATTTTTTTTCGGCGA  
TGCCGGCAATCGGTAACCTAACCAAAAAGGTTGTATTGAGTTATATATACTAGGACTAGCCTGAGTCTT  
GAGGAAGTTAGCTTGAAGGGATGATATGGATCAAATAACTTGTTCGAATATCGTCCATTATCATCTT

TAGTAGTGACGTATATGTTACTAATTTATAAACATGAAAAATATGTTCTGCATATGTTAACACTAAA  
AACTACTACTTCCCTCCGTTTCTATTTAACTGTCTATTACGAAACTACGTGCAATTTTGATCGGTCAA  
AATTTGTATCAAAATTGTCGGAATGAAAATTTTTAAAAAGTTGATCATATAGTTCAATTGTTAAATTTT  
ATGATTAGATTTTTAAAAAATTCATTTTCGACAATTTTGATACAAGTTATAAACCGGTTAAAAATTGCAC  
ATAGTTTTATAATGGACAATTAATGGGTACGGAATGAGCATGTCTATAATAAGAAGGGCAATGAAGA  
TCTAAACAATTGTAATGTGATTAGTTTAACTTTTCTCCGTTGAAGAAATCATGAAAGCATGTAAAAG  
AGGTCGGCATGTATTTGCACCAAAATGGGGAAAATTTATAAAATGGTAACAAACCTATTAATTTTAGT  
AATTTTGTATCCAACATAACACAATTTCTAAATTGATACACAACCTATACATTTGACTCTAATTTGGT  
ACCCAACCTAACATTTTTTTATAATTTGGTACCCAAGCTATGCGTAAAAAATCGATGATCGAAGACAT  
ATTGAGTCCCTTAATTTGACTGTATACATATAGGTTGGGTACCAAATTAGAGCGAAACGTATAGGTTG  
GGTACCGAATTGGAAAAAGTGTAGGTTGGGTATCAAATTAGAGCGAAATGTATAAGGCGTGTAGCAA  
ATTAGAAAGTTGTTAGGTTGTATACCAATCAATAAAAGCTCATAAGTTAAGCATGATTTTAAACATTT  
TCCCCGCAAAAACGTGAATTTCCAACCTTTCAAACAGTTTTTCTCATGTAGGACCTTACACTAACATAA  
TTTTGTTTCCAACAGAAAATGTTAATCATTCTCACATAACTAGAGGAGAGTAAGTAAATTCCTTATTT  
TAATACACCATCTATATATATTCATTTTATATATTTTATTTCATTAATATATATAATCAGTGGTCTCA  
CTTGTCTTCCCTCTCTTAATCTCATTTTGTGCGAGTTTATTCTAATAGTTTTTCCCTCAATCTAAATTTGG  
ACCAACTCGCATCGAGAGTCTGAAATGATATAAAAAACAGAATTTAGAATTTTCTAATAAAAATGCCGAT  
TACCCAACCCAACCAATAATTGATTAAGAATTCAAAACCGTCATTTATTTAATAAAAAACATATGGCT  
ACTAACATAATTACATAACTTTTGAGCCTATTGTATATCAAACCTCTCAGTTTTTATAAGGTCCCTAT  
TTAACCAATTATCCACGTCTACAGCGCAAATTTAGCAGGATAACAAGTCACCTTTCAAACATTTGC  
ATTTTTTAGGCTTCGTAGTTTAGTAACATTTAGATTTAGCTCCCTTTTTTGGAGTTTGTTCACCTTGTA  
CCCATATTCATGTAATGGAAGCTGTGGATTTGGTCTTCCGTAATGTGGGGAAAAATATATTTTAGTG  
CCCTCAGTTACACAAAATTTTGATTCAGTGTACTGGTGTTCAAAAAATCTTGATTTAGTATTTATGA  
GTTTTCCCAAATAAACTTGAATTTGTGTATTGAAGTTTCAAATTCCTTGATTTGGTGAACCGAATTTACC  
AATTAATTTGATTTAATATAACCAATTTAGCAATTAAACTTTATTTAATGTATCAATTAGAGTTGACG  
GTAGTCAAACAATGAACTAGGTGAACAAGTCGAAGCATGCATCTCCCATCTCCGTTATGATAAAAAAT  
GTAATTTTTTTTTATGCATATCAATCAAAAATATTTAAAAAATAGCGCTACTCATTTCTCCCTCCCCCA  
CCCCAAACACACACCCCACTAAAAGGAAGAAGATTTAAGAATATTGTCCCTTCCATTTAGAATTCCAA  
ATCAAGTTTTAATTGTTATACCCAGAAAAATTAATCAAGGATTTGAAACTTAAGTAACAAACTCAATT  
TAAAATTGGTAACTTGGTACAATAAATAATTATAAATCATTGTAGACTAAATTAATAATGTTTTAAA  
CACAGAAAATAAATTGTAATTTTCTCCTAGAAGTGATATAAACTGAGTCGATGTGCCCATCTCAAGAA  
TGAAGAATCAGTTAAATCTCAATAGTATATTCACCGGAAGAATAAGAACCAAAATTTATCTATTTTGA  
CAAATAACAAATTAGGTTGGTTTTAGAAAAAATACTACCGAACCATATTTGGCAATTAATAAAAATTT  
GTAACAAATACATATAGATACAACAGTACAAACTAACCATGTGATACAACATGATACGTCAAACATA  
GTTTTACCTAAATTTAGGGATTATGATATAAAAAATTTGGTTATAAAAAAGGAACACAAATGATTCCTA  
AATGAATATAATGATAATAAATAATAATGGGATCCATATTTTTATGTCTATAAATATTGTTATGATTAT  
TAAATAAATAAAAAATAAATAATATATGATTATTATAAATAAATAAATAGAAAAATATAAATTTTGT  
GTAAAGGTAAATGGTTTTATTAATAAATAAATAAATAATATGCTTTGTCTCTAATACCCAAAACCTGAGTC  
TTCAACTCTTTAGTCTTGTCTATCCGCCCTCACAACTCTACAAAACCAAAAACCATTTTTCAAT  
ATTTACAAAATATTAATTTCCATCAAAAAGAGAGAAAAGTTTCAATTTAGTTATCATAAATTGAAGGTAAG  
TTCTTTTCTTCTTACTACATCCTTGTGTTTTTTTTTAGTTTTGGGATTTTTTTAGTTTTTAACTTATGG  
GACAATGTATAAATTTGTATGTAATGTATAATATGATAATTTGATTTGCAGAAATGGTGCTTGAACCT  
CTGAACTTTTGCTATATATTTGTTTTATTTGGCTAGTTATGTGTTTTAGCATTATGTGCTGGTAAAAT  
TATCTGCTGAGTATTGAAAAATATAGATCATAATTTAGAAGACAAATGATTAATTTAGTAAATGTACC  
TTCATATGCTGATTGTTTGTGACGTTTTTTGATTAGGGGTGAGAATGAGGCGAAAATTTTCGTGAAAAT  
TTTTCGTGTTCGTTTTCGTCAAGAGCTCAGCTCCGTTTCGTTTCAATTAAGTATGATAATGAATGA  
AAATATACATTTTCGTTTAGTAAACGAGATGAAATGATAATGAATGAAAATATACATTTTCGTTTAGTAA  
ACGAGATGACAATGATCATAGCCCTGTTTCGTTTCGTAATAATTCGTTTTCGTTTAAACATTTATATGTA  
TATGCCTATATATATGTATATATTTAGATATATATTTGGATATATGAATTTATATATGTCTTCCCCAAT  
TAAAAAATGGGTAATATAACTTTTTAGGATGAATTAGGAGACATATAACTTATAAGATGTAACGGTT  
AGATAAATTAAGACATTATGAGAGTCAAATTTAGTTCAACTAACTTCAATTTAGATCCTATTTAA  
ATACTTCTTAAATAAAAACATACAAAATTTTCCCTTCAATCTGCAAAAGAGAATACACCGAGAAATGCAGG  
ATTTAGAGGTTAACAGCTTACTGGTGGCTAGAACTTTCTCAACTTGAACCTCACCTCCTCGATTTATA



TTTATTTATTACTTTTTACCGGAAAATTCATGTGCAAGCGTTCAACAGTTCACATATGATTATGGCAT  
TTTTTGTTCGTTTCAAGAGCAATTAATTTTTGTTTCTATTTTTTTTAGTTTGGCAAAATGAAAA  
GGTCAACCCCAACTTCTTTAATTTTTTTGGTGTCCCAATTATCACACTGAAATTAATCAAACCGTT  
GACATTTTACAGGAACATGTTCTATATCTTAGTTTTGTAACCAGTTTTTACATATATTTCCAGCTACA  
TTTCTGATTTGAAAAGAAAACCTTTGAAAATTTAACCATTTGCACCACCTTTATGCTAAACTACATGAC  
TCTCTTAATTGTTTTGCAGGAAGTCTCAGTTCTTCAAAAATGAGTGCTTATATTATAGGGGGGATTG  
TCTCTCTAGTAGTCACCATTTTTCTTCGAAATTCAAAAATGACAAAAACGTGGTTTTGGTCGTCGAT  
GTTGGTGGTGAGCCTGGTTACTCCATACGTAACCACCGATTTACGTCCCAGTGATTACTTCCCTGGGA  
AGGTATTGTTAAGGAATAGTTTTCAGTTTTCGTACACTGACTTGTATACTGATTATATTTTACACACCAA  
CGTGATTAATTTTTGCGATCAGTACAACAGTGTTATTAGTATGCTTGCTGTATAAATTAGAAGAAAAG  
GAATCATAAGTTGGGGTCTTAACTCGTTAACAAAATGACTTATTTGATTCAATAATCTATTATTTTTG  
TACACTGTTTCGTCTATCACATTTCTCCTGTTTTAGCCCTCAAACATGATTTTCTCCTGTGGTGAACA  
GAAGCAAAAAGAAAAGTGTAGGTTAGGGTACTAATTACCAACTTCTATAGACTATAGTTTTGGGT  
ACAAAATTGAAATCGTATGATAGTTAATATGCAAAATTTATATTTAACTGAACTGCTGTCACAGAAAA  
AATGTTAAAATCCCTTTACAAATCCAGCTACAAGTTTGGACTGGTAATAGGGGGCATCTTTTAAACCAT  
TCCTTATATTGTCCAAACAGGTATTTTTAACACTTGCAGAGCTTTTTCGAGCAAGCGTGCAGCAACACA  
GGGAGAAAAGGCTTCTTGGAACGAGAAAAGTTGTTTCCAGAGAGATGAAAAGGGTGTGATGGGAGA  
TCATTTGAGAAGCTTCACTTGGGTGAATATGAATGGTTAACCTATGGGCAGTTTTTTCAGGCTGTGTG  
TAATTTTGGATGTGGGTTGGCAAACTTGGGCATAAGACTGAAGAACGTGTAGCTATCTTTGCTGACA  
CACGAGCCGAATGGTTCATCGCCTTGCAGGTGCTCATTTTAAATCTCATTTATAATTAATCATTTTTG  
TTATTATTTGTATGTTGAAATTACAACTGTAAGCTGTATGGTCTCTGAGGAGGACATATTTGGTATG  
CTTTTAGTGTTTGAGTTTTTCAGTCAACAAGTGTCTTTGTTGCAGAAAACCTGTTCTTGGAACGTTTGAA  
GATTTTTGCACCTTGATAATATAAGTTGAGAAAACCAGTTGAAAACATCTTTTATTAAGATTGTGAAT  
GTAAAAGACCCCATACAAAGATCTGTTTGTTTTTCTGTGAGATTGGTCTTTCATTTCTTTTGATAACT  
CATCGCAAAAGGTTCTTGACCAAATCCAACGATAATCGATTTTCTTCTAATGCAAAATAGCTATGATT  
CTTATCTATTTTATTGTTTGTATAGTATTGGGCACCTTGTATGTATTTAGGGCTGCTTCAGGCGCAATG  
TCACTGTTGTCACTATATATGCATCATTAGGTGAGGAGGCTTTGTGTCACTCACTGAATGAGGTAAGT  
CTCCCTCTCCGACTAGTCTCTCACATGTACACATTTCTTTTACGATTTTGGAGTAAATCATGATATGCAT  
TGTCACATTTTATCGCGCTTATGTACTTCTTTTTATTTCGTGAGCAACATTTCTATTTGATCAACCAGTATA  
CACTACTACTGAAAACCTTGATTCTGAACATTATTCTACGTTTTCTTCTAGAACTAAACCGTCAATTTG  
TATCCTATTCCTACTTTTACAGACAGAAGTTACAACAGTGATCTGTGGGAGTAAAGAATTAAGAAGC  
TTTTGGACATAGGTGGGCAACTCGACACGGTAAAACGTATTATATGTATGGATAATGGCATACTTTCA  
AATGAGAGCAGTAACTGGACAATCACTTCTTTTAGTGATCTGGATAAACTTGGCCGAGAGAATCCAT  
TGATGCAAAATTTACCTGTGCGCATCTGACGTGGCAGTGGTCATGTATACAAGTGGGAGCACTGGCTTAC  
CCAAGGTTAGCCTATGACTTTCAACATATTTAGAAAATTAATTTGGCGCATACTTTTTTATTAATTGTTTT  
GCCTACAGAGTCTCTCATTTATGATTTGCATAGGCCATACTAGCATTTTTTTTAGCTTGATTGGTTCA  
AAAGTTGTAGTTTGTGTTTCCGGTTTTCAATAACAATTTGGTTCCTTTTGCCTTAAAAAAAACCTG  
TAATATGAGAGTATCTTAATAAGAAGTAAGTAGTCTGTGTCAATTTGAGTAGCCGGGTTTCTGGAGTT  
CTCCAAAATGTTAACCACATTGTCCCGTTTCTGATAAAAATTAATTTGTTGTTGTTACATTAATATTTT  
TTTTGTCTTATACTTGGTTCAGGGTGTGATGATGACTCATGGCAATGTTCTAGCTACATGTGCTGCTG  
TAATGACAATTATCCCTGGCTTAGGAAAACAAAGACGTCTATTTAGCATATCTTCCCTTGGCTCATATC  
CTTGAACATCTGCCGAGGTACGTTACAATATCTTTTTTCTTTTTTCTTTCACATTCGATAGCTACT  
TTGTTAGGTTTCTTACCATTTCTTCTTCTCATTTTTTTGTTTTACAGAAATTTATAGCGGCTGTTG  
GTAGTTCAATAGGTTATGGTTCACCATTAACACTTACGGATACATCAAACAAGATAAAGCGAGGAACA  
AAAGGAGATGCTTCCATGTTAAGGCCTACACTAATGGCATCTGTCCCAGCAATACTCGATCGCGTACG  
AGATGGTGTGTGGAAGAAGGTAATGATTTCTTTTTGGGGATTATCCATCTGCGTTCCATTGGAGAAAA  
TAAACAAAGTTCTTTTTGATCATAATAAAAACAACACTAGTAAAATATATACCTAATTTGGGAGAACCGAA  
CGATCTAGTTCTAGCTTACATGTAAGAAGCTCACTTTTTTGGACACACTTGTCTAGCATCTCATTCCTT  
CAATTTAAAGTAAGCATGCTAACAAATATAAAGTGGATTGTTTCACATCACAGAAAAACAACATTTT  
TTTTTCTTTTGTATAGTGAGAAAACAACCATGTATGATTGAGGAGAATACAAACCGACGTTATTTCTTT  
CTTTTAGTAAATAGATCTTCAATGGATGGTGTATTGTGAAAATTCAGGTAAATGGAGCTGATGGATTT  
TCAAAGAAATGTTTTGAACTGTCTTATTCACGTCGATTGTCTGCAATTAACGGAGTTGGTTTTGGTGC  
GTGGGGTTTTAGAGAAGAGTATTTGGAATGTTCTCGTATTTTCGAAAGTCCGGGAAATTTTGGGTGGAC

GAATTCGTTATGTGCTATCTGGAGGCGCCCCACTTCTCCTGAGACTCAAAGATTTATAAATATTTGC  
CTTGGGTTAGTATGGTTTTACCTTCACATTTAACTTTACAGCTAGCAACACAACATATTATTTACTTTT  
TATGTTTAGCATGTAGGTTTATCAACTACATCAATTTTACTTTCTTTTCATGTTTGTATTTACTTTA  
TGTGCGCTATTTACTAAGTAATCTAACCCATACTATTAATTTAAAAGCAACGTTTCTTTACTTCTGAT  
CATATTCATTTATTCCTGTCTTGAGGTTATGAGATTCTCATTTTCTTCTTCTTTCTTTTGGCTTGTCC  
ATAATAATAGTGTCCAATAGGTCAGGGCTATGGTCTCACCGAGACTTGTGCTGGCGGGACATTTTCA  
GATTATGATGATACCTCTGTTGGCCGTGTTGGCCCTCCACTCCCTTGCTCATATATTAAGGTAATTTT  
TACTTTTGTGTTATTTGACTCAAGATTTTTTATCTTTTTTTTATATGCAAGTTACTGTAAAAGTTAT  
AATACTGCCCTTGTTAGTTGTTACAACATTTAAAAGCTCATCTTGATTGAATTTGTTTTGAAATTTT  
AGTTGATAGATTGGCCTGAGGGTGGATATCTAGCTAGTGATAAACCGATGCCTAGAGGAGAAATAGTT  
ATTGGAGGACCTAACGTTACTCTTGTTACTTTTAAAAATGAGGAGAAATCAAAGGAAGTTTACAAGGT  
AAATACTTAAAAGAGTACACATTTTCCACTATTTGCCAAGTCTAGCGTTGTAATTTCTTTTTCGCATTT  
TTTTATTTCTAAAAGGTTGATGAGAGGGGAATGAGGTGGTTTTACACAGGTGACATAGGAAGTTTCA  
CATGGATGGTTGCCTTGAAATTATCGACCGTAAAAAAGACATTTGTAAAACTCCAGCACGGAGAATATG  
TCTCCTTGGGAAAGGTGTGTGAGGCTTAAAATATCTAACGATGCATATACAGAAAATTTACTGTTGTCA  
TATCTAAGTATAAGTTTTAAGACTTTAATAACTTCCATCATTTTCGTGTGGGCAATGGTTTTGTACAGG  
TTGAGGCGGTCCTAATAGTGAGCTCTTATGTTGATAATATTTATGCTACACGCTGATCCATTTTCATAGT  
TATTGTGTCGCTGTGCTGCTACCCCTCTCAATTCGCAGTTGAAGGATGGGCATCACAACAAGGAATTAC  
GTTTTCTAATTTTGGCGATTTGTGCCAGAAAGAAGAGACTATCAAGGAAGTGCATGTTTCACTTGTA  
AGGTAGACCTTGTACAAAAGAAAAATTTTATGCAGATTTCTACTTTCTAGTGATCCGTTTACTGTC  
AGTGTAATAATCAACCAGTTAGTTATTGAACTTGGGATTTCTGAGCGTGAATAATCAAATACTCTAAC  
AGTTAACCAACATTTTCCCTCTATACTTTTTGAAGTCTAACCAATTGAGGATTAGCTATTGAAGTTC  
AACTTTTTAATAGGTCTCGGTATTTTTTCAAGGTTGAAAAGTTATTTTTTGTGTGGAACATTTAAATTA  
AATACCAACAGGGTAAACAGGAAGCAGCTCTAAGCTCCTCTCCTTTTTCAGACTCCATGATTATAATCA  
TTGTATTTTTTTTTCATCATAACAGGCTGGAAAACAGGCTCGGCTAGAGAAGTTTGAAGTTCCGGCAAGGA  
TTAAGTTGCTAACTGAGCCATGGACTCCCAGTCTGGCCTTGTACATCGGCCCTTAAAATCAAAGA  
GAGACGATTCGAAAACGTTTTTCGGATGAACTTGTCTCCTATACAAATCATAGGTTGCTCAAAAAT  
AAATATTTGCAGATCAATAAAGAGATCGCTAAAGCATCGGTGTACCATATACAACCCGCTCTTCTTACT  
TTTTGACTAATTCATTTCTTGTGTTGCTTATCTTGTCTTCAATCTCCATTTTCATTTTTGCTCTTTT  
CAGTTTTCTAAATTTCTTATAATTTTGTGAAAAATATCTTTAGAGAGGTGAATTCGACTTATTTTT  
ATGACTTCTCATTTCCCTTTTTTCTTAAATAACAATAGTATATTGTCCAATTTTTTATGAGAGTTTT  
AAAAAGATAAAGTACGCAAGTTACAATGCTCATTACTCGTTACATTTTCCCTTTCTTTTTTGTGATA  
AATTTATCAATTATGTTACTGCGGTGGGTACGTTACAACCAAAAAATGCTCATAAATATGTCACATTG  
ACATCAACCTTGGATCCATTTTTTACTGGGCCAAGGCTTCCCTTTTTTAAAAATGATTTGAAAAGAGTCG  
TAACGCTGCTTTATTATCCAAGTTTTTCTTAAACTAGTATTACTCACACTATAATCTAGCCTTAAATCA  
CCATTCATAAGAAGAAAAACATCATTCTCTTTATCTCCTGATCAATGTCAACCTAACAGATTTTGGAG  
TATATTATTTCAATAATAAGTAAGCTTTATAATTTTGTAAAGATAAGGGAGACTCCAAGAAATGAAGG  
CTGGGAGCTCGCAAGGGATAACCAATTAATTCGGTGCAGATTTTTTTTTTAAAAGTAGTTATTCAAAA  
AATAAATATAAATCTCTATTATTAAGTTGGGGTATTGGGTTAGAGGTGTAAGTTATTTATTTAACT  
TTCAATCCTGAATCCCTGATGTAATTTGAGCATAACACAAGGCTTTTTTTTTTAAAGTATCAGCAGCTT  
GTATGTTTACATCACATACTTTAAAGCTCTTTTTATGATTAAAAATATCACCTAAATGTCAGTCTCTTC  
TTCTTTGTCCATTTAGTACATTTCTTTGTAACTTTTTCTTTCAAAAAAGTCAAGTAAAAGTGAA  
AGAGCTATCACAAAAACAAAGACAATTTTCTTAAAGGGAGATTTAAACAAGTCATAAAGTTCTATAGT  
AGTTTTTTTTTATTGAAAGAAAGTATTATAGTAGATTAATTAGCATAAATCTGCAAGACACTATACATC  
ATAACTTCTTTCCATGAGCAAGATATAACTCAAAAATAAAAAACATTTCAATTGGGATTCAGAAATTTA  
CGAGAGATTAATGTAATAATACTCACCCGATTTTGTCAATTTACATGGCTCCCCCTCTCACCCGCAT  
TCTGCTGGATCTGTTTGTCCAAACGTTGTTTTCCATTAATTTTTTAAATGGAGTGCTTTTCGAAATAC  
TAAATTGTTCAATTATTCTAAAATATATTATTGATTGTTTTCTTAATAAATGATTAATTTGAACTATAG  
TTGTTGGGACCGAAAGCAAAACGAAAATATAAACGTGAAAGTTTGAACGTTAAAAAATATGAAACA  
AATTACAACATCTACTAATGAATTTATAAGATAAGGGAAACGGAAGTCGTGAAACAGAAAACAGAAAA  
CATAATACTCCTGTTTGGCTATTTGAGAAGGGAAATGAATTTTAAAGCTAGATATTTATTTGTCTGCTT  
CCTGTTTGGCTATTTGAGAAGGGAAATGAATTTTAAAGCTAAAATATTATTTTGTCAACTTTGTGATTTG  
GTTTTAGCATGAGTCTAGGAATTGGACATGGTCCAAGAGAAGATTTTGAAGACTAGTCAAAGACTTA



GATTGCAATTTATTTGAATTTGTGCAATTTTAAAAGTGACGTTAATTTTGAAAGAGAGAGAGAGTAA  
TAGATTGTAAAGGGATTGAGAAATTTTACATGGGACTAGTAAATGTGATTTGTCATTTTGGAAAGTTCA  
GTATGAATTTATATTGCTATTTAGGACCAAGTGTGTTAATTTTGGAACTTAGTAACTTTACTATAGC  
GGTTTATTGATGTTCCCTTTGAAGGTTGCTGCGGAGTATGTGTTTTTCGTGTTAGGTAGGCTAGAAAA  
TGGAAGTATAAGAATTAGGTACCAGATTGTGAAACATTGGCTTTTTTATTTTGTAGTTTTTATATTTTCA  
CATTAAACCCACATGTATTAGTCTAGTAATCAGATAGTAACGGTGAATTCGTCTCAAAAAATAAATAT  
ATAGTAACGGTTGATGAACACTGAACGCTTCTTTACCACTGTAATAATAACAAACCTACTTAATACTG  
TATATATTTATTTCTATAATTGATTTCTTTTAGAATTGCCTTACCCCTCTCGTAAACAAGAAGATTTG  
AACGATACACAACCTATGACCAAGTTTTGTTAGAAGTGCATCAATTACAATATTGTAGAATAAAAGGTA  
AATATTTTATTGTAATAGAATAGATTGAGAGCTTGATTGATCCAGCAAAATGAATTTTTTTTTTATATAA  
TACGACGAAGGAAAAGGAAAAGAGAAAAGCATATTTGTAACCTCTGTGTGAAGGAAACCATGAACTTGAGG  
CATTTCTTACAATTGGATTATTATTCTACAAATACGCCTAATTTTCTAATTGGCGGAGATTTAATAGG  
TAGTTTATGTGTTCCAGACATTGGGCTTTAACCGGTGTTGTTGATTTTCTACAACTCTGTATTTAAAT  
TTCTGCTACTGTAATTCTATTTAAATTTCTCAAGATTCAACTCAACTGTTAAAAGACTTGAAACCA  
TTGGGCAATTCTAACTATTACCTAGATTACCTTTTTATGTCTATATGTATAAGAATTTGTATATTACA  
TTGACATGATTTCTTATGTATAGTACTCTATGGCAATCTTTTTATGCTGATTGTTGAACATGGTGTGC  
AAGTTTCTTTTTGCTGTTCCCTTGTTTTTAACATGCGTGTGTTTTGTTCTATAGTGATGTTACAGCTAA  
TTTTATTTGTCACTTTTGAAAAGATAATTAAGTAACTTCTAACGAGCAATGACAAGTTTAGAATAAGG  
TTGGTTTGCTATGCGTTAAAACTAAAGAATTGTGTGTTGAATGAGCAAAGTTTTGGTGAATAATTAT  
TTGATCAATTGATTGATCATAAATATGTTTTTGTAAACAAGTAATCCATTTCTTCTCTTTCAATCTTC  
CTGACCATTTAGCTTCTAAAACCTTGATGTTTTATCGACAGATCATTTTTAGCTTTGATTGAATTTTC  
TTGAATACCACTTATGCTTAAATGAAGATAAGGAATTAACACACCACCTCGCTATCTGATTAATTTTT  
CATTGATGTTTATCGAGTATCTTAACAAATCATGTAATTTCTAAATTTCTGTTACTACAGGACTAGAGTG  
TTTTATGATTGTTTGCTAATCTATGGGTATTTACAGATTCATTTATATCAATCAAATTTGAAGACAAT  
GGAGTAGCTTCATGGGACAAGGGCATTAGTGTCTCAAAGGTATCCCTAGACCCTGCAACATCTCATG  
GAACAAACACAACACAACCAAGTTTGAGACCACAATAACAATAACCGGGAGGGCGGAATGGTAATTA  
AACACCCTGAGATGCCACGTAGCGGGTGGGTGAGGTGGCGTAAACGGATTGGGCACATGTTCCAGCTC  
ATTAGATGGAAGAGGTCTATAGCAAAGGAAGCGGTGGGTGTCACAGCAATGTGAGAAAATAGCAATGT  
TGCCAATGGGTGGATAAGAAGTCTGACAAAAGAGAAGGACCAAAGAATAAAGGTGGTGTGGTGTGGTGT  
GTTATGTAGAGAAAAAGGAAAAAGTAACACTTTTTGAATGTGAATGTATTATGTATATAGTTCATAAT  
AGTACTATATTTCTGTGATATGAAATGGTCAAAATAGCCTTTGCCATATCTAAAAATGTGCTTTTTGT  
CTGGTCTCTGTGCTCTACCCCTTTGATTGCTTATAATGTTCTTGAATCTAAAGCATTTGCCATTTG  
ATGAGTCCCAAGTTGCTTCTCTTTTACATTCACAAGCTCACACTTTTTTATAAAAGCAAAATTTCAAAAA  
AATCTGTAAGTAACTTTTTAAAAAATGATTTGATTGTGACCGATTACTTGCAAATTAGTATTTACTGT  
TGTAATCGTTAGTTTTACCTTTTTTTGAACTATTTTTCTCATTATGTTTAAACTGTTACTAATAGACA  
TAACTATTTTTTTGTAGTACTACTTTTTCTCAATTGTGTTCTCCTTATTTTCGCAAAGCTACTAAGAAAA  
CAATTTCAAGTATGTCAGTCCATTGTGTTGCGTATATGTGTGATATTAACCTTTATAGTTTTTTATTTG  
CACTTCCACATGCAAGTCGACGTCCTTTATAAGTGAGGTGCAGACATTTGTGATGAAAAATTTACTA  
GTTTCAATTTTTGTCCCCCTATTGGTTTTATTATCTTTAGGGACCATCATTAACCTGGACCACCAAGAAAA  
TGTTGACTAAAAGGTTTTTATTGGGATTAAGTGGAAGATAATGACAACACAGTTATCTCATTAATTTTA  
TTACTATTCATTTCAAGATTTGAATGATCTCAAATAAAAAAGAGATCACGTACCCCACTGATGGTTGC  
AAAATTTGACAGTAAGTTGATGAAACAATGCTCTGCTGAGTATCGGATGATTTAAGTACTAATTTAC  
TAATTCGATATGAAATCTCTCTATATACCAAACCGTGAGAAAATAATGCACTCTAAGAAAATCAACGG  
GTTATAATTAACCTAAGTTCTTGTAGTCACAATATCCCGAGTAAATACAAGTTTTAGATAGGTGATCT  
CTTGAGATTTCAATCTGAGAAGGTGCCAAGATCTACTATATAAAAATAGAGTAATATGCAATGTTTTA  
TCAGACAAATGTATCGATTTTTATTTTCTAGAAGTTAGTTATAAGGAAAAGTAATATAAATAGAGCTTT  
CCAATTTATGATCCTGATGGATAAATTGAAGTTTTGAAATGATAAATATATATTTAAAACCGGACAGTACT  
TGTTGTACAATAACAGAGTATATTTCCACCAAGACAACTAGGATGAAAAGAAGAAGAAGAAAAATTTG  
AAATTAATTTTACAAGTTTTGTGAGACTCCATTATGATTATATCAGCATCACACTGGACATTTGGCATG  
TTGAACATCTTATCAAAGCCTCTCTTTTTTTTTTTGAAAAGGTTATCAAAGCCGCTTATTATCCATTTT  
TGTGCACAAAACCTGTTTGTGAAACTTTCCAACATATGGCTTAATTTTTATCTTGAATGGGAAATGTTATC  
ATTGGACATTAATCATCTTTAAATCTGTCTTCTTCATGGAGATTTTCTCTTGGTTAAACATGAACTC  
CCTATAATCCACGGGAAAGTATTTAGTAGCATTTACAGTAACAAGAAAGCATATTGAAGCGTCACTCC

AATGAGTTTTTAAAATTCTTAGGTTGCTTCTTTACTAGTCCTTGACTAACACATAATGGGAATATCC  
TTTGGATTATAAAAAGACGTCTGGATTACAATCCTAAACTAATAGTCCGGTGTGTCATAGTCCCTGATT  
TGAGTTTGTGTTGAAGGATTGTACAAGACAAATGACTAAAAATCAAATTTTACCAAATTAGTCCCTGTAA  
CAACTTTGTTTTCACTTTTTCTTAAACTGTCCAAGTTAGAGGACAAAAATAGTTTTTAACTATTTGATAT  
TGTAACAAAAATAAATAAACAGGAAGAAGAAAAACAAGCTAAAAAAAATTCATATAACTACTAACATC  
CACTTATATTAACATATTAGGTTTAAATGGATACCAAATCCACTAGTTCGTAGCATACTCATCAAGGT  
ATAGTAGTGTTTTTTCCATAATCCCGTATGTATTGAATGATCGCAGAAAAGGGATGATTTCCCTACTT  
ATATGCATATGTATTAATGTATATATATGCGTATGTATATAGCATATGTATATATTTCCGTTTTTTGT  
TGTGGCTGAGATACAGCCGGAAGGTATAACTGTAAAAATCTCATTTTTAGTCCCACTTACTTTATCAA  
ACTCAACCCCTCCTAATATTGTAAAAGACCCATTTTTAGTGTCTTTTTCTAATCCACTCTTCTTTCTAG  
TCCAAACCAATTTGATACTTTTGCAAATAGGTTTTGTGGACCCATTAACTTTGTTAATCCAATCCCAA  
TGAGAAAAGATCCAAACAAACAAGGTCTTAACATACTTACTCGATCACCGCTCATCACTCACCTCTCT  
TACATATGTGGGAGATCATGACTGGTCTGATCGGAACTGAAATATCCGTGTAATAAAAAGGGCGTTA  
GTTTATGGCAAATCGTTGATCTATTGTATATTTTATTTAGTCATTATATTTGACCTGACATAACAATA  
ATATTATTTCTAGTATTAAGGTTGCATCGAATAGATCACCTCCATACACACTGTTGATGAAAGGAGC  
GAGTACGTAACAATACTAACAAAGTTGACTCGTGCCGCTAGCTGCTTAAACTTTTTGTATTCCATT  
TTGAGTCTTCAAGTTACTTCAAAGTGTCTTAAAGGGAAAAAGCTTTGCTAAAACCTTTTTACAAAA  
GTTATGCTAAAAATGTAATAACATAAGTTTTATTGACGTAAAAAGATGTCAACTAGATTTTTAGCCT  
TTTTTTTTAAGTTTTGAATTTAGTTTTATTTATTTACTCGAAGCCTGTTTTTAAAACCTGATCCAA  
ACACCAAACCTCTCAATTGATTTCAAATAACATCATGGGAAGTTACAACGAATAGAGCTTTATAAACAT  
CACAGAAAAAGAATATAATGAGGACATATATGTTTTGACAGGGGAGAGGACCCTTAACCAACTCATG  
CGCTATTGGAAACAAACAATACAATGTGGCCAGAGAAAATAAAGGGCATCAACTTTACCTATTGCTAAA  
TCTTAATCTTACATATATAGATAAAATCTCCTCCTTTTTTCTTTTTCTTTAGAAAAGCTCAACACAAGTC  
AAACAACCTTTTTTCGTGCCACATTGTTTTGTACACTTCATAAGAGAGTTTGGCTTCTATCTAGACCT  
TAAAAAAGCTCATTAAAAAGAGTAAGGAACCAACACTTTGAAACTTTGGTAGGCCTAGATATTTAGC  
TACCCCATTTGAGTTTTCCCTTTTCTTCCCCCACCCTGCCTTTCTCCAAAACAGTCTACATGACAT  
GTTGCTTGTTCATTATTTCTCTACAATTATATATTTGGTACATAACTAAAATGTTTTGTTACTTTTTAT  
CAGTATGATTCAAGTAAAAAACGTCCAAGTTATTACCGTGAAGTTCGATTGATCTTCAGAATATAGT  
TTAAATAACATTGAATGTGAACAAAACATATAGTAGGTTTGTTCCTGCTGCGACATCGGGGTAAGTTGAC  
TGGCTTGGGGTTATTAAAAACATCTGGTATTCACGTGAGCATATGAAATAAACGTTGGGGTTTCAACCG  
GTCAACTAGGTACAATAGGGTTATGGTGATAAAAACTTGAAGAGTATTGATAACAATAAAAATTTGGT  
ATTATTATGACATGGGTGTCTTATGAGTATGACCATTGGTTCAGTCGAAGTACTAAAATGTCGATTAA  
AGTCAAAAGTTGCCCCAAACTTGAAGAAAATAAAAGTATGACACAACCTAAAAACATTAATTAATATT  
CAGTTTTAAACTATAAAAGGCATTTGATAAATTGACTACATGAAAAACAGACATCTCCTTTACAGTAT  
GTCTGTGTCATTTTGACCGTCCAAGAAGTTATATCAAAAATTGTCGGAATGAAAAATTTCAAAAAGTTAA  
TCATATAGTTCAAACATTAAATTATATAATTTAGTTTTGAAAAATTTTCATTTGACAAATTTTGATACA  
TATTATAAGCCGGTCAAATTTGCACGTAATTTTCGTAAAGAACAATTAATTGAAAACGGAGAAAGCATG  
TAGTAGGATGAATCTAGACATCACAATTCAACATTGTCCCGTAAATTAAGTGGGCAATTAACATATGA  
AGAAGCCTAAAATACTAGAAGTAGGTGGGGAAGGTAAACAGCAAGCTTTGGGCTTTCGTCTGATAAAA  
ATTACAGTGAATGGGATATAGGCCAGGCCATAATTGTATGTATGGAAACTGGATACATTTGTTATCG  
TTATGAACGGAATTTCTTCATTATCGAACTTCTTTTTATAAATCTGTTTTTCATTTTTTCATGATCTAAG  
CTGAAACCGATGGTAACGTGAAAAACTATGGACACAATGTGGCACCTAGAAACGAGTTTGTAAAAAAA  
AAAAACAAAGTCGTGATAATAGGGGGTAACCGTCTTCATGGTTATATAGATTTTTTTAGAAATGAAAG  
AGTTCTAGCTTAAACTGCAGGTTTAAATATCATGACAATTTGGTCCAGTTATAAATAAACAAAACGTCA  
ATAAATTTCAAGCCCATCAATCCAAATCTTGTCTAGTAAAAAGCTCTTCCATAAGTCGATTTTGAGTC  
GGACAACATAACTCTGGTACAATGTTGTAAAAGAAGATACCAAGAAAAGTTCCATAGGAAATCGAAACTT  
TTGTTAAAGATATTCGGAGATGCTTTCAGAAAAAATTTGGAGCATTGTTGGAGCCCGGATCAACAAAT  
ATTCGGACAAACTGTTTAACTAATCATGCAAGAGTAGTTTAGGAGAATTTCTGTCAATTTTGATGTAAC  
CAACCAAATTTGGTCTCTTATTGTATAATGACTTGTCTTAATGAAGTTATCACTTTTATTTCAAGAAA  
TAAAATAATATATGGAAAGGATAGACTTGTAGTAGCGTTTACAATATCTTCATACACACACTATATAT  
AAATAGAAAAGGTTGCAAAGTTGACTCTGATATTGTTTTTTCTCTATTTCGAAATATCCCGAGGCTGA  
ATCTGACTTGTGTTGATACAAGTTGATATGAGGGTGGGGGTTTCATCACAAGGGGTCGCAAGAGCTCTTG  
GACTATTAAGTAGAGCAGTTAACCTATCTTCTCTGGCATGGAAGAATAATATAAACCTCTCGTTACAG

ATTTATTTGTGTACTCATGCATACATTTTAGGTCGACTACAAAGATTAGAAAATTGATATCAGAAATA  
TCACTGCCCCAACTTTTCTAAGAAAAGAAGAGAGGCTTGGTCAACAAAGTGTTCATGTAATTAGAAACA  
ATTAATTACAACATATTTAAACCTGCAAGATAATGTAATTCACAAAACCAAGTGTATGAAGACTACAG  
AAACGGAAGCAGGAAAAGCCGCCATTCTACATTTTCATATTCATCAGTCAGCGACTCAGCATAATTAC  
TCATCTATACTTATTGACATTTTCCGGGTTAATGAGGACAAGGTAGAATCAAGTTTAGCAAGACTAAT  
GTGCTGAAGAGAATCATTGAGGCATTAGCAAACAAAAAAGAAAATTCATAGTGTATCTAACTTGGT  
GGACAAAATTCTTATAACCAATTATACTGAATGAGAACAATCACATCGATATAGCGTTGTATCTTGCT  
AATTGTGAAAAAGGACAAAAATTGCATGCCAAACAGTCAAAACCTCTCAACTGCCAGGAAGCCAT  
TCGATCAAGTATGCACATGACTACATTAAGTATCACTGGCAGATCCAACGGTGGAGGATTGATTGCCG  
AAAAACTTGTTCCTCCCTTGAATCCTGTATATATCTATCGTTTTGTGTGATAAAAAACCACAAGAA  
GGATTGGGGCTACTGAAATTTGAAGGGGCTCTCTCAAGTGTCTATAATTATTACCCAGGTATTCAGAAT  
TAACGAACTAAGAATTTAAAGAGTACATGTTAACCCAAACCAAAATTCACATGTAATCTCGATGTAT  
AGAATATATTGAAGTACATCCACTAAAATCTTTATGGAAGCGGTTGAAAGCCGCTCTTAGTTGCAGT  
TGGGGTATTTGGCTATTGGAATTCGACACCAATGCAGCGGGTCCAGAAAACCTGTGTTTGGCTGCT  
TAATGTTGGACGGGACTATAGATGATGGTTCGAACACCAAAATGATCCAAACTAGATATATTTGGAACGT  
CATGAGTGTATCATGTATGGTATTATTAGTACTCAGATTAGTAATTCACAAAACCTTTTCAAACCTGC  
TCGTTATCTGTACTGGATAGTTAGTCCCGGGACTAATAATCCTACAACCAACCGAGGCTTTTGGTTAC  
TGTATAAATGTGTGTCAATAAGTAGGTTACTGATTTTATATAAATAACATCTTGAAAAATCCTCATAT  
TGTTAACATTTTGCGAATAACTCTACCAGGGTGACACTTGGGCACTTTTGCATATGTAAATTTGATTG  
CGTTTTCCATTAGCCCAACAAGAAATGTTACTTGCCGGCTTAATGGGGTGATTATTTCTGCCTAAA  
ATTGAGCCATTTTCTGTTTAACTAATCGTGTGCAACTATTTGAAGTCTGAAGTCATAGACAAGTTTT  
CATTTTTCAAGCAACTTATCAATTGAGATAACCTATTTGTAAATTCCCAATCAGTAATACAAAAGCCT  
GGTACTAAGCCAGTGATCAGAATCTCTTTACTAGCAAGTAGTAACCTTACAGGACAAAACCTTAAAT  
TTCAGTTATTGATGGCTTTAACTGGCAAGTTTATATCTTTTTTTTTTGGCAGTTTTTTTTTGGGTAAG  
TTTATATCTTTTTTTTATATTATTATAATTTAAATTTAAGTAAATCCGTATCTGCCAGTACCAAACTA  
CCACTTCATCTTTTATCACCTCCAATTGCTACCAATCAATATCATGTACGTACCAAAATTCGTACTAA  
AAGTTACATTTCCCTTCGAAATATACAATGTGCAAAAACTAATGATCAATTTCTCTTACCGTAAATTC  
AAGAGCATAAAAAGTTATTAGTACACTTGTTTAACTCTAACTAACTAAACCTAATAAAAAATGTAACCT  
ATATGTCAATTGTCATGCATTTTTCATCCTGACGAGATTTTAAAGCAATCCAACAAATAATACAACATT  
AATTTATATAAATTTCTAACGATTTTAGGAAAACATTGGTACAAGGTGATCAAGTCCACTGGTGACTT  
AGAATAAGATTGTTACCACATTTTCTTTGATATCAGAGAATAAGATTTTCAAGTAACGCAACAATTT  
AGATAACAGCAATTTAGTAATTCACAATCAATTTTGGAAAAAGTCAATTAAGAGAAATGGAAGAA  
AGAGTGACAACCTCGAAATCTTCAAGTTACATCCCTGTGTGATGAATAGAGAGTTTGTTCATCACATGG  
TAACCCCAAGTTTTCCATTTTCTTTGGGGTTCGATTTGTGCATTTGTGCGATAGCAATTTATCGGAAAA  
TGTAAGTAAGAATAAGGAGTAACATTTTCATAACAAATCATAGAGCCAATGCCCAATGTCAATCAG  
CCAAGAACGACATTTTTTTCATGTGTATTAGTTATTCAATTTGTTCTGCCTTTTATTCTTATTAGAGAA  
GAGAGATTATATTTATAAAAAATGATGAATAATTGAATACGAAAAAATAGTATTAGGGGTGAGAGAG  
GCTCGAACTCTCGACCTCAGGATTACTCAGAAGCTATGAGACCTACGCGCTAGCCAACCTGCGCCACCA  
CCCCCTTGTGTGTTTAAAATTTAAAGTAATTTATATAAAAAACATTATAACACCTTTTTCCCCATATAAAA  
CCACTAACCAATAATGCATCGGCATAAATCATACTAGCACACGGGACCCACACGATGCGTGGTGCAA  
CGCTTGAATTTGTCTTAATCGATACTATATTTTGTAAATGTTTATTGTTTTTTTCCACAACCTATTTGCCA  
AAAATTAGGCAAATCGTTAGAATATGTTAATCAAAGAAAATGTGCGATAAAAAAACCTACTGAACAT  
CAGAATAGATCGCTTACCTTTAGATAATGCCGGGACTGTTACCGAACATTTGGCGTGCTTTTTGTTTCG  
AGTCGTAAAAAATGAGGAACCATACTTTGAAGAAGAGGAGCTTGAATAAAAAAGTAGTAAATAAA  
TAGAAAGAGGGACGGATAGTTAGTTTTCATTGATATAGCGGGAGCAGTTTTTTTTGTTTTTTTTTAAAGT  
ACAATTATTTTTATTTTTGAATTTAAACCATTTAATGGCATTATTGTAATTTGTGCAACTGTCAAGGG  
CGTTTTTCCAGAACAAAAGTGTATCAAGTTTTTATAACGAGTCTTCACTTAAATGATAGTAAGATACAT  
TAGTTTGAAAAAAATACTATAGTTTGAAGTCCCTAATTTGGGCTTGAATCTCATATTGG  
ACATACATGTATCGTCTTGTGTTTATAACTTTGATATTGAACTTTTTTGTGTTGAATGTATTCATGAA  
GTCCGTACGGTTTTCCGTTTATTTTACTTGTGTACATACCATTGATGATTTTTAATTTTTCTTCTGGTCTT  
TGGTGAATAGATCAATTAGATGATACTCACTTACTACAATTTGTTGCACCAAAATATATAAACCTTAA  
TGCGAAATATATGGCTAATCTGGAGATAGTTTTTCATGAATAACAGTATTGCTTTCCAATTTCCCGACAA  
ACAAAAATAATTGGGCTCATCGAGAACATAGTAATTTTGGAGTAATCTTCAAGTTATCTTATTAATC

CATTTTTAAATCTTTCTACTAAAATATTTAAAACCAATTAAACTGAATAAAATGAAGCCTTATTTGACA  
TCTTGGAATATAAAACTAGAGAAAATAAAAATATCCCAAACAAATATAGTCCATTTTTTCCAAACAAG  
GAAAATGACTGGCTGGACTTTTTGGTCTTTCAGGAAAATAACTAAAAATGAAAAATACAAAAACAAAGA  
AATATGTGGATTATCTCATAGGATATCCAAGTAATCCTAGGTGGCAAAAATATGAAACCCCTCCCTCAC  
ACAATACTAGAAAATAGAGTCACAATATAGAGGATGTGGAGAAGGAGAATGCCACGTGCTTATCACGT  
GCCCCACAGATGTCCACGTGTCAGTTCACAGCAGGCCTGTTGAGATTGCGGGTACTGCATCCACTT  
ATCAACTAAATAAACAGAATTTTAATTTTCAACTGAACAAACACAAACAAAAATGACACCATTTTTTC  
TTCTCTTCTCTTTCTTGAAAAATATACAACACCATTTTCTTTAATTTCTTCTCTTTCTCATTTTTCAT  
CTCTCTTTGTAAAAACAACATGTCTGTTGTTGCCACGGCTGCGAATCTCTCGATTCTTCCATCTCTC  
TTAGTCGCTCGAGTAAATTCAGTACCAAGAAGGTATATTTTTTACCAAATTTCTTGATCATTTTTTGT  
TTTCTAGTCTCTTGATCTTATATTTCAACTACCCTTTTGGCTGTTTGAAAATATATGTTGTGTAATTAGT  
TCATCTAAGTTGGTCAAGTAATATCATATGCACACAAAAAGAAGAAGATAGGGTCTTTAGTTTTATA  
CAGCATACGGTATATAGTTTTTAATTTCTGTATGAAGTCGAAGATTGCCCGTCCCTTGTGTCACTCCT  
AGACGTTACTGTGCTTGAAACAGTGATTTGCTTGTGGTAAAGCAATTATTTGACAAGTGTGTAAGC  
TTAAAAGGTATATAGTTTTTAATTTCTGTATGAAGTCGAGGATTGCCCGTCCCTTGTGTCACTCCTAG  
ACGTTACTGTGCTTGAAACAGTGATTTGCTTGTGGTAAAGCAATTATTTGACAAGTGTGTAAGC  
AGAAGGTACTATGTACATACAGCTTTCAATTTCTAACTTTTAGGCTATAAACTGTAAATTAGGTTATC  
AGGTGATTAACCAAATCAAATCTGTGAAAGAGAGGGAAAGAGCATAAAAAATGCAACCAAACACA  
AGATTTATAGAGATGTTTACATATGGAGTGTAAGTGAGCATTAAAGTTGCATGGATACGGATACGGAT  
ACGGATACGAGTATCATATCCGATACGATACGGATACCCGAATACGGTTTTAAAAAATAAATTAGGAT  
ACGATACCGCTTGAAACGTCAATCATTAGAATATTAATATATATTTTTATATATAATAAAAAAGTATCA  
ACAAATATTCAAAACAAAAGCAGCTAACATAGATAGCAAGAGAGAGGGAAATAGAAGGAGAGAGTTAGT  
CTTAGAAAAGAGACTTTTTCTTTCCCGTTAATACCCCATTTCCCTCTCCATATTAATGTGTATGTATATG  
TTTGTTAATAAGTATCTATATGTTTGTATGTAATAGTAAAGGTAAAGTAGATTTGAAATGGTAAAGT  
ACTTGTGTGCCATTATTACATGTTTTTTTTTAGAAAAAATAAAATTTTTTTTTTGAGTTTTTTTTTT  
ACATCCAAAACGTATCCGATACGTATCCAAAACGTATCCAGATTGGTCAAACCTCAAAAATAGTCAACG  
ATACTCCAAATCACGTATCGGATACCGTATCCGTATCCGTATCCGTATCGTATCGCCGTATCCGTATC  
TGATACTCCAAAAAATAAAATCGAAGTATCCGTGCTACATAGTTTCAAACTTATGGTAATAAAGAT  
GCTGGAATTACCCATCAATTCCAGTCCAAGAAAATGCTAGCCTAATGACAAACTAAGTCTTAATTCCA  
TGGATTTAATTTCTGTATATGCATGTGTTTCAGGATGTCTTTAGGAATPATTTGAACTGGACTTGTT  
TGGAAGGCTTATAGTTATATGAAGTTTATTTGAAATACATATCTTTTAGCCATCTTGATGAAAACAG  
ACTGTTGTGTTTTGCAATAGCAAAGGCCGTAATTGGCGGGAATTGACAGCCACCTTAATAAAGGGTTC  
TTGGTACAGAGTTCAATCTTACCAATTATAATATATCGAGTCTTTTTGGCTTTATAAGTAGGCTACA  
ATTTGGAGGATGTTGATAAAGATAGTCAATATATCTTAATGATTTTAGATCTGAGGATGGTCTAGTGT  
ACATTTATACCTACATTAGCCGTAATGATAACTAAGAAAATACAAAAAATAAGTTTTTCATTCCATTCT  
TAACTGGCGTAATACGGAAAGTGCCAGATTCCAGATGTTCTTCACTGTGTGAGTTGAACTATAAACT  
GATAGAACTAAGTTGCAAAAATGGAACCAACCAATATCAAGCCTAGGTGATGTATAAGGATAATCA  
CCCTTTTGATGCGAATCGTCTAATTAGGAAAATGACCGCTGTTATACAAACCTTACCATTATCATT  
TTGGGTGATTTTTATCTACTAATCTGGAGGACGACTGCAATTTAGGCTGCTAGGGCTGGCTTTAGAG  
TATACGCTATATTAGGAGAAGAAAATGATTTAACAGACAAGAAAAGCATATGGGGACCGCTCTTTGAC  
GTGGAAGATCCGAGGTCTAAATTTCCACAAGCTAAAGGGAAAATTTTTGGAAGCAAATCAAGCCATAGA  
AGTGGCTCGATTTGATATACAGTATTGTGATTGGAGGGCTCGACAAGATCTCTCGCCATCATGCTCC  
TGCATAATAAGGTTTATATACAATTATTTTTTCAACTTAAACGTTTTTCTTTTGGTTCTAATTGT  
TGCTTAGGTGATTTTTTCTCATTTTTGAGGTTATATCTTGTAGGTGGTGGATGTATTAACCCTTTAG  
CCC GCGATTATAAATCCATTGGTACCTTAAAGAAGGACCTTGCAGAAATGCAAAAATGACCTCGCAGAT  
GCTCATAGACAGGTATGAAATGGACTAACATAATAAAGTATGCTTTCTTGTGTAATGCGTTTCAAAAT  
GACACTTCTCCATGCCACATATTTCAAGGATGTATAAGTTACCTTGACTTTTTTACAGTAACAATTAAGG  
CTAAAAAATCCTAAACTTTTATGTTACTTGTAAATTTAGCCATATTTATGGGAAGGGATACATAATCCTA  
ATAATCCTTCAAAGTGTTGGGGACATTGTAAACCCATCTGCTGGACCTTCAAGAGTAACGAATCAA  
TTTTAAGGTTTTAAGTGCTGAAATAAAATTTAGGACTAAAGTGGTGTGTCATCAAAAGAACTTCTAATGGA  
TGAAAGAAGGTTCTAAAGGAAAAAATAAAGATATTTGATCTTACATACCAGTGTGCGGAGATTTCTC  
ATAGCTGAGAAGCATTTCGACCGTGTTTTTTCTGAGACATTCAATACCCACTTTTATATTTAATTC  
TTGCAGGTTCAATTTATCCGAAGTTAGAGTTTCAAGTGCGTTAGATCGGCTAGCACACATGGAAGAATT

AGTCAGTGACAACTATTACAAGAGAGGCTAATAGAATCTGAAACCACATCCCTTTGTCCAAGTACTT  
CCACGTCTTCTGTAGACATTGCCAAAAGAAAACAAACCCGCTCGTAAAACCTTGGACGTATCTGGTCCT  
GTTCCACCTTACAATCCTCGTTTTGAAGAACTTTTGGTACCCCATTTGCTTTCTCCAGGGACCTCAACGA  
TGATACCATGGTAAGAGTCCTTTGAAAAGTGTGCTTAATTTAGTATGTCAAGAGAACAAATTAGTAA  
TCAAAGGAGGGCATACTATAATTTGGGATAAGTATAGTCTTTACATCTTAAATGGGAAAGAGTTGGAC  
AGACTTAGGAAGACCAGTTAGCCTTTATTTAAGGTTTTCAAATGAGATACAACAAATAAACGCATTG  
GTAATAGTTGTACATACACAACCTTTAGGGATTTGAGTCAGAAAAGTCCAGTTCTATGTCTCAAAGGGA  
ACTTCTTTGATTGCAAACCATTTTTTTGCGCTTATCACGGGATACTTATTTCTGATATTTACAATTTA  
TGTATTTTCGTAATAATTTTGAAGCTAGTAACAGAAGACTGAGATCAAACCTCAGGCACACAGATTTACA  
AGTTTTAATTATTATTATTATTTTTTTGTGCGAATTACTCATTACTTTTTTCACTATCAAATAGGTTCCAAT  
TGAATGTTTTGAGGAACCTTGGGTTATATTTTCGTGAAAAGATGGGCAACCAGGATGTGTCCAGAACA  
CGTGCCTCACAGAGCATGCCCACTTACCTTGGCTCAGTTAATGAAGGTCGCATCCAATGTCCCTAC  
CACGGTGAGTCGAGACAATTAGAATCGAGTCTTACATCATAATAAGAAAAGAAAACAAGAACTACGTA  
AAAGGGAAAAACAATGCTCATGAAGTGCATTTAATCATTGTTGCTCACTCGCATTTTTGGGAAACATGA  
CGCATTTCTAAGATCCAACACGGTCCATGTAGACTAGATCAATCCAAGTTTGGCCGATAAAAATCCTAT  
ATTAATAAAGTATAAATAATTATATAGTAAACTTACTCCTGGCTATTTTTGCTTTACAGCAAGGTAGAC  
TTGATTTTTGAGTTTAGGCTAAAATTGACATCCTGAATTTTTCTGTTATGTTATGAAACGTTAGGTTGG  
GAATACACAACAGACGGAAAGTGTGAGAAAATGCCATCTACGAAAAAACTAAATGTGAAAATAAAGC  
ATTACCGTGTTTTTGAAAGTGAGGGAATGATATGGATCTGGCCAGGGACTGACCCCCAGCCGCAACA  
TACCTTCTTTACAGCCTCCTCCTGGTTTTCAAATACACGCAGAGGTTTGTGTCCATTTCTTTCTATTT  
TTTTAACTAGTTTTGTTGCTGCTAGTACAAGGGGATACATTTGATTTCTTTATGCTTTTTTCATTAAGA  
TTCTCAGTGTTTTTATACTATTTTTACTGATAATTGTTGGGATTTTTCAGATTTGTGATGGAACCTCCAGTG  
GAGCATGGGCTACTTCTGGACAACCTTTTTGGATCTCGCACACGCCCGTTCACCTCACACATCCACTTT  
CGCCAAAGGATGGAGTGTTCAAAGGTTTCGTTTTAATTTATACTTTTATATATCAAACCTGTTGTTTTACC  
GGATGAAGTGATGTGTTAATTATTTGTGAGATAAGTTATTATTTACCATAACATAAATCAACTTTTT  
CCAGCATGGTGAAGTTTTTACTCCTTCAAGTGGGCTACAAGGATATTTGGGACCTTACCCAATTGAC  
ATGGAGTTTTCGACCCCTTGTATGGTGTGTCAACAATAGGGATTTCTAAAACGGGAAAGTTAGAAGG  
GCAGAGCACTAAACAATGTTCAACTCATCTTCATCAACTACATGTGTGCCTACCATCATCGAAAAATA  
AGACAAGGTTATTGTACAGGATGTCACTAGATTTTTGCGCCTTTGCTAAAGCATATCCCTCTTATGCAG  
TATGTGTGGCGGCATTTTTGCTGAGCAGGTTAGATACTTTTTGGTAATTTTCTCTCTATATATAAAGTA  
GATTTGGGCTCCTTCAATTGTGGTATTTCAAGAGAGAATATTCCTAGAAGTGTTTTAAACCTATCCACC  
AGCCATGATTTATACTAACATGCACATTAATCAACAGTAAAGCTTGTATTTTTATGACCAAGTGGCAA  
TACCTGATAAGGGTACCCGGCTTTTTGAACATCCTTTTTTTTACAGGACACTTCAAATGATCTGTATCAT  
CTTAAACTCTAAATACCACTCACGGACATCACATAATTTAGATATGATTTGTAAGACTAAAAATTTGT  
CATCAAGTTCAAAATGAGGCAAACCTGTCAACTGAATTTTTGAAATATCCTAATTTTCAGTTCCTGAATG  
AGGATCTACGACTCGTTCCTCGGACAACAAGACAGGATGATAAATGGGGCAAACGTCTGGAATTTGCC  
GTTTTCTTATGATAAGTTGGGAGTAAGGTACCGCAATGGAGAGAAGCTGTAGAGAGTGGAGTTAAGCA  
ATTGCCATTCACGGATTCAAATTAGGACTACTATCAAGAACAACCTTTTTCTAACTTCTCTGTAGGCTG  
TTCTCTCTTATAGCTGTCTGTTTCTGAGCTAAAACCTGCAGATGTTTCCACCATGCAAATATCAGCAGG  
TCAATCCCCAAACCGATATATGGAAAACCTGTAATAATGGTATATAACAGGAGAGAGATGGTCTCTAACT  
GTACACTCAGTTTTGTATTTTTTTCATGCACAGTTCAACTCCTCTTTTTTTTTTCCCTCATTTTTTTTTGGTGG  
TCTCTAATGGCTAACAGAAGCCATGAAAATTGTAAGCAAAAAGTAGTCTGGAACGAAGTGCCTGTTGT  
AAATTGACATCATATTTGTCTTGTAAAAAGAGTTTGTGATTTTGCCTGTGATTTAAGTCATACACTT  
GCATATATCTATTGTTTCATAGCACGCATTCAAACATGTATATCAGTGTGAGCTGTTAAGGATGGTGT  
TGGTGCATGTAGAAACACCACCTTAAACAGCTCACACTGATTAGATAATTCCTCGATCTAGTATCACA  
ATAAGTATACTTTCAACCTCCTGCTTTATGTATAACAGTATAAAAAGATATAACTAAAGGAAACCAATA  
CCAATTTGTAAACATCTTCTTATATGCCATATTATTCAGTATTACACAAAGCTACCGAAGAAACAGAA  
AAGCAACAGAATAACCCAAACCCACACAATCTTCAGTTCCTTCACACCTTGACCGAAACAAAACCTTA  
AATTCCACTCCACTAGAAAACGAGAAAATTCAAAGCTGACACCCACAAAAGGGACAAAACCTTGAACCC  
CGAATCCACCTCTCTCAAACACGACTCACATCTCAGTTCACCCCGACACCTTCTTATAGGCGGAA  
AAAAGAATCCGAGTTGTGCGAGTGCATGACTGGTCCACTGTCTTTCCCTTTCCACCTCCAAACCGGC  
ACAAAAAACACCTTCAAGAACCTTCTCACACTCCACTAGGTCGGCACGTGAGCTGCACGCTATGCACCG  
TCCTATCCCGGGTTTGATCACTTGGCTCACCTTCTGGCTCACTCCACCTAAAAAAAAGAAAAACATTA



TATTCTCTCTCTCTATATATATATATCTAATTTCCAAGCAGCTGTTCTATTTAGTATATACCAGAG  
ATGGTTTTTCTGGTGGATTCTGGATTTTGGCGCAAGAAATTTGGGTAAAGTTACCTCCTGAACATATGGG  
TATTATGCAATTAAGCCCCAGTTTTTCAACTTTTTGTAATTTGGTTCATGTGAACATATGCTAACTTTC  
AGAATTAATTTTCATGTCTGCCTTCAAGTTGACATTTTTGATTAGTTTTGTGATGAAACAAGCAACTTTAA  
ATGAGATGGGGCGAGATTTTAAATAATTTTACATTTTTTATCATTTTTTTATCAGAATGGGTGAGAACAA  
TTATCTATATTTAGATCCTTCATGGACCTTTTATATTTTATTTAGATTTGACATTTGTTTCTATACATG  
TAGTTAGTTTAAACAAACATGTGGCAAAGGGTGTACGGAAATAAAATTTGAGTTTCGAACCTTTCGCAC  
AGTATATTTGGGAAAGGTCGATATAACAATTCAAATTTCAAAGTTTGTATCGTATGTTTATAACCCAATT  
TTCGAGTGTATACCCTCATCGAATTTTTTATTACTCAAGATGTCAAAGCAAATAACTCAATCTTCACG  
AGAAAGGTGATAGTAATGTTTTGTGTGACATATTAACATATCGTATACATATATAGAGATAAAATATAGA  
GATAAAAGAGGGGTATTTTTATTGATTGAATAAGTCATAAACAATGAAACTTAACCCCTCTTTATATAGT  
AGGTTAGAGCGATTACAAGAAGAAAACACTAATTATAGGACCTAAGACCCGTCTTGAAGTAGGGCTCA  
AGTACGACCATAAATAACGCACAACAACAATAATTAAGTAGTTGGAGATGAAACTCAAAATGTTCTTA  
AAAATACAAATGATTTTACAGGGAAAAAACTGCAAATACAGAAAAATAATGATCAAGAAAAAATTCGA  
AAAAGGCTGAAAGTAAGACTTAAGATATAGAAGGATAGTTGACTTTTGGCCATCACCACCTTCTTCAA  
ACAGACGATGCTTTAACAATCAAAGGTAAAAACAACATCTTAAAAATAACTATTTCAATCGTCCCAAAA  
AAAATGTCTCGATCATTTGGTTTTTTCAGTAATATTAAAAAATATTTAGTTGGAATAATTAATAAGCTTG  
CAATTTCACTCATATCCTTTGAATAATATTGATGTTTAAATATTAGTTGTTATCGATAGACATTCATA  
TGAGTATATATGGAAATAAAAGCACTCACCTCGTAAATGAAAACGAGCTATAATTTGGGACAAACAAA  
TAATGAAATTTGGACTATTGTTTTAAACCGATTATTAATTTTGTTCCTTCCGATAACACAATAGACA  
TAGCACAATCGCACTACTAGGCACATTCACTCTAAGCACACACATCAAGCTTCTAGCGGAACCTTTA  
ATTTGGGATATCATCTCTTCTCGCCATATAAGCACCTGGCAGCTTCAAGAGCGAAATATGTGAGGATA  
ACGTCGGCTCCAGCTCGTCGGAGGCACATCAGTGACTCCATCATCACTCGTTCCCTCATCAATCATATT  
TAACATCCCTCCCCTTTAATGGTTGAGTATTCCCCGAAACCTAAATATTAATAACAAATATTGTGG  
TTATAAATTTCAACTTGATGGCAAGGAAAAAGATTTGAGTTTGGAACTGAAGGAAAAGTCTTTTT  
TCTATGAGTGCCATATAAAACATGACATGTCATTCAAGATAGTCATTAAAGACAATCGGATTTGTAAAG  
CTTATAAAATAAAAAAGAATAACACGAAAGTATTAACAAGAATAACAGGATAAAAAAAAGTGATTAGTAT  
AACATTAAGAACCTGATATGCCGCAATTTGGCAAAGGAGAATTTGTCACGAAGAAGCCTGATAATATCCA  
AGTAAGGCAGACCTGGTTTTCACCTGCAATTTGGTTTTTATATATTTTTTTGGATAAATTTAGTCTTTCGAT  
TTTGCACATTTGGATATAGTCCTAGTTTTAAATATAAAAAATAGAAGATGAAACGAACCAGGAGGATAT  
CTGCGCCTTCAGCCTCATCTTCGTGGGTCTCAATCAACGCTTCTCTGTAGTTGGCTGGGTTTCATCTGG  
TAACTTTTATTATAAAACAAAAAGAAAACAACAATTAATAATCTTAAATTCATGAACTACTACAACCGA  
TTTGGTTCCAGTCAAGACTGGAGGATTATATTTGAAAAACCTCGTACGTTTTCTTATCTCCAAACCGT  
GGATTTGACTCCAGAGCTTTCACGAAATGGGCCATAAAATGAACTCGCATACCTATAATAGAATAAACA  
TAGAAAGTATAACTACAAAGAAAAAGAGGAAGAAAAAGCGAAGCGAAGTAGATGAAAAAACAGAAC  
ATAATGAAATAGTAGCATATTTACTTTCGAGTATAGGACATGATCAACACATGCTCAAAACCTTCATC  
ATCTAGAGCAGATCGGATTGCTCCTATACGACCATCCATCATGTCACTGGGTGCGACAACGTCTGCTC  
CTGCTCGGGCCTAAATATAGAAATTAAAAAGCTGATGAATCTGCGCTATTTAGATACATATGACTTAT  
GCAATGATAAAAAAATAAACCCTGCGCTACAGCCTGTTTACACAATTTGATGCACAGTTTCATCATTCAT  
TATAACTCCTGCATCAAGCCAACCTGTTATTTTGGATTTCTAAGAGACCAGTGATTATATACTTAAAAAT  
TATACTAAAGGAGTTTGCTCACCATCTTCTCTAACAATACCATCATGGCCATCAGATGAATACGGATC  
TAACGCGACATCAGTGTAATTTATCTAATAACAACCTAACAAGACATCAGAACCATAAAAAAACTAAT  
CAAAAGGGTTTCAGCCTTCATGGTTATATTAATAAATTTGATAAACAGAAATGAAAAATAATTGATTAAC  
GTACAAGATCAGGGTACTTGTCTTTGAGTAACTTGATTGCTCGTGGGACTAATCCATTTTCGTTGTAG  
GCTTTCGTCCTTGTAGGAGACTGGATCGAATGCTTATAGTATTAGACTGTGTAACAAAAACATGTATT  
TTGTGACACTTAGATGGTGAATATGAACCTTTAGAGCATCTGGAACCTTTTGGGAAGAGCACAAATGCTG  
TTGACACCTACATCCCAGGCTTTTGGACACCTATGATCAAGAAATAAAAAATTCAAATCAAATGTGAAAT  
ACTAAATAACTGAACACCGTTGAAGAACAATAATGGTGTTTGAATAAGGTTAAATAAAAAATTTACAC  
TAAAAGAAGCATATGTTGCATTACATAAGTTCTAAATATTTATAAACGCAAAAGCATTTGTAATCAG  
GAAAAGTAAGAGGAGCGGCCAAATTAGGTAAGTTTGGATAAATAAAGGTTTAAACTTCAGGAAAGTAC  
ATAAAAGGGCTAATCTGGTGCACGAAGCTGTATGCGCGGGTCCGGGGAAGTCCGGGCCACTATGGGCCT  
CTTGTAGACAGCCTTCCCTTGAATATTTGCAAGAGGCTGCAGCATCGACAAGACCCCATGACCTCCA  
CATCACAATGGCAGCAACTTTACCATTACGCCAAGGCTCACCCCTTTTAGGAAAAATAATAATGAACT



CAACAGCTATCAACACTTAGAAACAGATTTTATTGCTATATTGTTGCTAATTTTCAGCAAGAACTCGTA  
TAATATCATACAACTACTGTTGGTATGTTGCTATACTAATACTTTTTTTGTAGTGAAATCTGTCACC  
TTGTCCTAATATGGGGTGCTGCTAGAATTCAAATAAAAAACATTTTTATCAAACATAATAAAGTATGA  
ACTATAAGGACATTTTAGTGAAATAAAGCCATATTGCCACCTTTTGAAACTTCATGGGGATGGATGCA  
AACACACTGGCACATTAAGAAAAAGGTTTCATTTTAGCATAAAATTAACATTTTCAAAAAAGTAACAAC  
AAAGGACTAAGATAATATTTTTCTTAGGGCAATTGAAAGAGAAAGCCAGAAAAAGACAGAAAGTGCA  
TCAGAAAGATAGCAGAGGAATCATTTCTCATCCACACCTTCTCTTTCTATCACTATATGTCTATATTG  
TAGTAGTTCATATTTTGTATGTTTATATAAAAGTTTAGGTCACCTCAAAGTTCAAACATGAAGAGAA  
TTAGAAGCTAGTTCATGGGTTTGTGGTTATGAGTTTTTGTCACTTGGGTTCAAGCCAAAATAACTAA  
AAAGCACAACTTTTCATCAAGTTTTGTCTTGGTTTAGATCTATCTAAATAGTCTAATAATACACACAAA  
AAAACACTATATATATATATATATAGTGTATATTTGTAGGTAATATGTCAAATTTGACATTTATCTGGTG  
AAGCTAATGTTAGTGTCTTCAAGTAGTCATGTATATACTCCTCTTATTCATGGTGATGAGTATTTT  
TATGATTTTATCAAACAATATTTATGAAAAGTATGTTGAACAACCACCTACTAAAAAGAGGAGAAACCT  
ACCAGGCAACCCAGGTACATATTTCAACACCCTTAACTCAAAAAATAAAAAAAGTTAAAAATTCATTTT  
TGTAGTTGTTTTGGCTAGGTTCTTGTCTTTTTTACAGCTTGCTAATTTGTTTTCTTTGTTTTGATTAT  
ATTATATTATGTACCTTCAGCTTAAAAAGTCAGATTTTTCTGGGTCTATAAATGGAAAAGGATATGTATA  
ATAAGTTTTGAGTCAGTTAATACTTAAAAAACCAACTTGTATATCTGTCTAAACTTAAATCCAAACAA  
AGCCTAGCTAGGTTTCTTTTCTTGTGGTAAATCCAAGATTTGGGCATGGGTTTGGTTTAAATTATG  
GAACTGGAATAATAAATAAGTAAAAATAAAACAAAATTTAGTTTAAACAGCCAATGAAGGGATAGTT  
TTATTTTTTTCCATAAATGTTACTAGTAGTTTATTTTCTTAATTCAGTCTCTATTTTTCCAGAATAA  
TTTTAACAAAAGTTGTACTTTTGGGGACTATATACTTGGCCACCAATTACAGTTGCAAGATTATTGAT  
TAAATCACACTATGCTTTTCATTTGTTTTATGAAAAGTAGCTTTTTTATTTTTCTTGGGAGTTGGATTT  
GACCTAAAGGGATAGCCTAGCTAGTCTTTAATATTTCTTTTTATCAACCAATGTATTACTATTTACA  
CTGTTACATTTAAATTAATACCCCTATTTTGTGTTTAAATAAAGTTTAAATGTTTTATGTGACTACT  
GACACTATAATTTTGGCATTATCAAACAAAACAAATGAATGGAATATTAGTTTCTGCTTCTGGTCTTAC  
TTTGAAAATGCAAAATACTGTAACAATGAATCATTACTGATGATTTTGTCTTGTCTTAATGCTAAA  
ATTAAGTACTTTTATAACTCTTAGATGACAAAATAGTGTAGTAATATTTAGAGACATCATAAAACAA  
AACAAAACAAAACGATATTTTTCTCTTTTCAGGTATATTGCTGTACTAGTTCAGTCACCATTGTCTTT  
AGTTACTTTTTATTTATCTTTTTGGATTTTTATTATTCTTGGGTTTCTAATCTGACCTTAAATGTGAATCT  
ATGATCCTTATATGATTCTTAAACTTCCAATTAGATACTAAAAAGTTGAAAAAATCCTGACCAAGTA  
ACTGAAATGATTTCTCTTGTATTTTTATTAAGTTTTTCATGATAAGGAGGGATTAATAGCTTATAGAG  
TCTGATAACTGATCTAAATAATGCAATGAATTCACAACAGATAATAAAAAAGAGAGCAAGAACGTTGAA  
CCATAAATAATTTGCTTTTTTAATAACTTGTTCATTTGTCCTTTTATGTTTCTGACAAAATGAGACT  
AAAAATAATTCACAGTTGACTAAAAATGTTTTCTGGACAAACTGTAGATATACACAGTTTGTCTGATT  
AATTTAAAAAGCAATTAACAAAATATTCAGTCATAAAAATGTAACATAACAATGATATGGCTTTTATC  
ATTTTCCCAGTTTTGATTTATCATTTCTTTTGTAAATTCAGATCCGAATGCAGAAGTAATAGCTTTTAT  
CCCCGAATTCCTTCTAGCAAAGAACAATTCGTGTGCGAAATATGCAACAAGGGCTTCCAAAGAGAC  
CAAATCTTCAACTTCACCGAAGAGGTCACAACCTTACCATGGAAGCTCAAGCAAAGAACGAGCAAAGA  
CATACGTAAGAAAGTTTATATATGCCCCGAAAGTAGGTTGCATACACCACGACCCTTTGAGGGCTTTGG  
GGGACTTGACAGGAGTTAAAAAGCACTTTTCTCGAAAAACACGGCGAGAAAAAGTGGAATGTGACAAG  
TGCTCGAAAAAGTATGCGGTTTCAGTCGGATTGGAAGCTCATTGCAAAACTTGTGGGACGAGGGAGTA  
TAGATGTGATTGTGGGACCCTTTTACGAGGTAGTTTTTTTCCGAGTTCATAAAAATTTAGCCGTTAT  
GATAACTCGATAAAAAGGTAATAAAAAGTGGGATGCATTTTTTTACTCCGTATGAAAGCATATGAGGT  
CATGAGATGAAAGAAAGTGAATAAAGTGAATTTGGAATTTATATGGAATGACTGCCAATTAACAA  
ACAATAGATAGGCTCTTAAAAAATTAAGTTGGCTTAAATATAGTCAACTCGTTTTATGAACTTTGTGT  
TATTTATTTTTCCCATCATAGCATGCAGTTAAAGTTTGGATTTGATGTTCTTGAATAATCACGAGGGT  
CCTTGAGTTCCATTTTGGCAAATACATTGGGTGAATAAACACATAAAAATGATTGATATTTAATATTTT  
GATGCTGTCTACACCATGTGAAGTGACAAAATATAATGAATTTTGGAGATTAGATTAGCCTTGT  
TAGCTATTTTGTCAATGTCTAGGAAAATGTGTAAGATATGACATCTTGTCTTTGATGATGAGGCCCTG  
TGTGACAATTTGTCAATGTAAAAATAGTGTTCACCATTTTTACTTCATACATTTCTAGATTCTGGTT  
TAGCCTGTTTATTTGTTCTCTTTATGTTGCTGGACAAAAGGTTTTTTTTCTAGCCAAATGATCTAACAA  
CTACGATTTTTTTTTCCACCAGGCTGAAATTAGAAAAGTTCTTAACATTTGCATGTAAGGCCCTATTT  
GCTCTTAAGCTCAGTTTTTTTTTCCCCTATACTGCTTTTTGGTTGACCAACTACCAAAGACTTTTTGTT

ACTATTTGCCTTAAAAAGTTAAATGTACCCAAGTATTTTCTATATTATGAGAAAATTCAGCTTATTTG  
CTTAAATCTGTGATCAACAAGCCATAAGCTTACTAGAATGTTGACATTTCTACTATTTTTTTATTTT  
TTTGTTCATTTTTCAGGAAGGATAGTTTCATAACACACACAGCCTTTTGTGAGGCACTAGCAGAGGA  
GAGTGCTAGATCAACACCATCAAACATCCCTTTCTATCTAGTCCACGTGTCGCTCCACCGCCACTGC  
CACCTCATCACCACCAACTCCCTCTGTGGCAATCATTCGCACCACCCATTCACCCGATCTTCTCCTCA  
CCGTTGGATCTCAATGGTTTTACAAACCCCTCAGTATGAGCTCAAAACACTAGATCAAAACCTTAACCC  
TTTCGAACACATGCCCCGCCACCGCTTTGCTTCAAAGGGCGGCTCAAATGGGTGCAAAAATGAGCAACA  
ACACAAGTATTTTTGCTCCAAACATGTGCAGTTTAGAGGGTACCCTGGTTCGGTGCATGTAGGAGGT  
GCTACCATGGATGCTCACTCGATGCTCATTAGGACATCATGGCGAACACTCTTCTCCTCTTCACC  
CTCTACGTTTCTGCCGCTTGAGGATCGTACGAATGAGAGTACATTTTGTGGTCTGCTAAGTTCTAAAG  
GAGATGGGGATACGAGTTTTTCATGAAGAGGGTATGACTAGGGATTTCTTGGGATTAACACCAATTACA  
AATAATGATTTTCTGAGTTTTATTGACCATGCCAAGAATCATGGGAAGATTAGCTACTAATTAAGCA  
ACTAGCATGGATCCTAAGATAACAAAAATCAGTTTTGTACTCTCCACATCTTCTCCGCTATGTTTG  
TGCCGTTTGAGGATTATACGAATGCGAGTACATTTTGAGGGTTGCTAAGTTCTAAAGGAGATGGGGAT  
ATGAGTTTTTCATGAAGAGGGCAGACTAGGGATTTCTTGGGATTAAGGCCAATTTCAAATAGTGGTTT  
TCTCAGTTTTGTAAATGATCATGATCAAGACCAGTACCATGCCAAAAACCATGGGAAGATTAGCTAC  
TAAACAACACTAGCATATGAATCCTAAGATGACAAAAGATCAGTTTTGTAACCTTTTTTTGGCTATATGG  
TTTTCTTTTTTGTCCAAATGAAGATACTATGTGGAATTGTGGATGATAATATATTTTATGAGAACTTCT  
CTTTTATCTCTGTTTTGAGTGTCTCCGATTTGATATTACAAAACAGTACCATGCACCTTTATATTTCTTT  
TAATATTAATAACACATCTTGTATGATGTTTATTGTTGTTTTAGTTTTGATGCTCTTGTGTTGAGAAAT  
TCACTAGGTGTTATTATAAAAAATATATAGTAGTTTTTTTTCAGAAAGTGTCTATACTTCAGTTTTGATTC  
CTCTGAAATTGAAGATATTTAACCTCCTTCAGGCAACTATTACATGATAAGTCCCTCTCAAAAAATCG  
ATACAGTTTTCATATCTTTTTTACGTTTGATACATTTGAGTTTTTTAGCTACTGAGTCTGTTGAGCTTCTC  
AGGAGAAAGTTATGAACAGAAATGTGTTGACTGCAGGTTTCGGCTGAATATGCTTTTAGAATGTTAGGA  
TTTGCTATTCAAAGAGGATTAGCGGCACAGTTTTGTTGCCGTTTATCTTAAACTCATATGTAATAATT  
TTACTCTAATTAGTTTTATTAATATAAACAATTATAGATTGAAGTTCAACTTTGAATTAAGGGAGTG  
TAATCTTTAACCCAGGGATTTAGTTGAAGGATGATGCAACATTTTACGTTAAATATTTAATGATATTT  
AATTGCTTCAAATGAGATTTATCCTGATTGTACGTATTTAATGGAATTTATTATCATTAGAAAAAAT  
AATTTTGAACCTGAAGGGGCAGGCAATTTTTTAAGGTGGTACACAATGTTGAAAATTTGGCATTGTTGTGT  
TATGTACCATTTTTTAATTACAGTAAAATAGTTTTCAAATGAATGTGGAACCTTTATTTTGGATCATT  
TTTCAGTATACAACTGAACCATACTGAATCTAAAATATATTTCAAATTTGGATTTTGTAAAAAGTTGA  
TTGTGAATATTAATAATATATATATATGCAGAGCTAGTTAGATGAGTGTGATTAACACCAAAAAATAA  
TCTTTGCCAAATTTGTTTTTACAATCCGAAATTACGTGTAATTTAATCGATAAAATAACTAATATTTAA  
GTTGTGCGAAATCGAATTTTTTCTAAACTTTATCACATTTGTTCAAATGTTAAACTATATGGACAAATTTT  
AAAATTTATTTTTCAATAATTTAATCATGATATATTTGTCTGTTCAAATTTGACGTAGATACATAGAG  
TTTTCAATATTTTGGGACGGATGCACTACAAAACATAGGATTTCTCAGAGGGTGATTTTGTGAGAAAT  
CAAAATATAATTTCTACCTAACCAACATAGATCATGCTTTTTTAGTGATATTTATAAATGAAAATACACA  
TGTACTACACAAAACAAAACAAAACAAAAGAGTTCTTTTTGACTCCTGTTCTGGCTACAAAGGGGTT  
TTAATCCCAAGGAACTTAAAAATAAAAAATATGTTGTTTTGTATACAAAATTTATACTAATGGATTCAT  
GTGAGACTGCCTATGTGTAATTTTCAGAATAAAAAATAAAAAATAAATATGTGTTGTTGTGTATACCAGAT  
ATACTATACTTTAAAATTTCAAATTAATGATCAAGTGTAGTACATTTGTTTCAATTTTGTGTTGCATGTTA  
TATATTTTAAAACCTTTGTCATTGATCATGTTCTCTTTTTAAAAAATAATTTGGTTTGAAGAAAATGACA  
CCATCAATAATATTTAATGTTTATATAAATCTAGGTACAGAGCAAGCACTACAAAATAATATTTGATT  
TAGTGAGAGTCAAAAGCTGTCACAAGCCTATCGCTAATTTAAAAATATGTCACAAATCTGTGCGAAAT  
TGACTAAACCGTCATAAAAACCGTGCCTAATAAGCTCGTAACAAAAAATACCGTTACTAATACTGTGCG  
GTATTTTTGTATTTTTTATAGTGAAGAATTAATCTACTTATTTTAGTTAAGGCACAGTACATGTGGTGT  
GTGTGAAAAGAATATATAGCCTTAACCCCTTTATGAAGGTGTATATATAACTCATAAAGGTAATGATT  
AGACTATCATCACATGAACTAAATCAATTGGAACCTTTCACATGAACATGGAACATGTAACCACATT  
GAACATGTAAACCGATAATATTTTTCGATTCCGTTTTTTTCGGTTTCAGTCTTTTTATTTTTTGGACCG  
AACGGGACCGGTTTTTTTCGGTCCAGTTTCGGTATTTTTTCGGTATTTTTCTGTTTTATTTTTTATTTT  
TCGGGTTTTTTTCGGTCTTTTTTCGGGTTTTTTTCGGTTTTTTTCGATCTTTTTTCGGTTCGGTTTTTACTGA  
AAACCGAAACCGACCCGAAATTTTTTCGGTTTTTTTCGGTTTTTCGGTCTTTTTTCGAGTTTTTTTCGGTTCGG  
TTCTGTTTTTTCCGATTTTTTTGCCAGCCATAGAACTTTTTAGAACAAATACATTGGACTTTCATATCAT

AATTTTGTGTCACCTGGTTATTCAAGAGATTATATTTTCGTCTCCTTAGATTTGATATCACACTCATAA  
TTACTTGTAAAGTTATGTGTCAAAATTAACAAAAACCGTATTGGCAATCATTTTCTCATTGCTTTT  
ATTTTAACTTGTTTAATAATCATAAGTTCACTCATCTATTAACCATTACCAATATATTAATAAAAAA  
TATATTCTTTCTAACCAAACTAATTTGTTCAATATACATAAAAAAAATACTCCGGACAAGTTAAAGT  
TAGATTTGTATGTGTGTAATTTAATGGGTTTTTTTTTTTCTTATTGGGCAATGATTAACATAAAAAA  
TGACACGTCCAATGACATTGAGTAACGGATGAAATTAAAAAAATTAATAGTCTAGATTTATGCATGG  
ATTTTGTAAATTTTATTTTATATAATTTAATATATAAAAAAAGATATATTAATAATTTATGTTTTTT  
TTTTACTATTTTAAATAATACTTAAAGTTAGGGTAGTTTGCACATATGGTTTTATAATTTTGTGTTGAG  
TTTTTATTGTGTTGTAAGTTAGTTTTAATTTACAAAAATCATAATTTGTATTTTATATATTAATAAT  
ACATAGAAAGAAAATTACATAGAAAGAAAATTACAAAAATTCACACATAAATCTAGACCATTGATTGT  
TTTAATTTTATCCGTTAGATGAAACTCATAAATGATGTGAATGCATTATTAACATAGAGAATTTGAA  
TTCCAAATATAGATGTTGTTACTATTATACATGTATTTTTTTTTTAAAGCTGCATTTTAGTTGGATGA  
GAACTCAATTTTATTTTCAAACATAGACATATACACTAAAAAAATATCAGTTTATCACCAGAG  
CGTCTGTTGCTAAACTGTTGCTAAATTTAGTGTGCTAAATTTAGCAACAGTTTTTGTGTTAAATTT  
TAACGACACTCATTTTACCAACAGTTTTCAAAGAATAAATCGTACCAACAGTTTTCAAAGAATAAATC  
GTATGTATGTAACCTTTTTGTTGTAGTGTATAGTGTTTAATTCATGGGGTAACATACTTAGATAAA  
TGAAGATAAAAAATTTTGTAAATATTAATAGACTGTCAAATATTGAGCTTATGATAGGTCAATGTA  
ATGTAATGTACTTTGTGTCAGTGTGTTGGTGGGTTCTGTGAGAATAACCAGAGATTCTCTGTCAAATA  
CACACATCTCTGTCTTTTTCTTATCTTTTTATTGTGAGTAAAAAGAAAATAAATAAATAAATAGAG  
AGTATGGGAAATAAGTAAAATTATATGAATTTTATTGATTCATGCATACGTATCTGATTAATACAGACGG  
TAATGGTACAAATCACGCCACGTAATAAAAAATCAACCTATTAATAAATTTTATAGATAA  
CCTAGTTTGTGCTACCTAAATTTAATTAATATTAATTTTTTTTTTTTAGTAGATTGAGTTTTTATTA  
CGTGGCGTGACTTATATCCCAACCCACTAATACAGCCGCCGTCTGCATCAAGCAGACAACGTCTGTAT  
TTAACAGATGTCAAATTTATTTCTTATATATAGGTACAGATGGGTCATGGGAGGATTCATATACGTTA  
CGTTTTGCCGAAATTTACTATTTCAATTTCTTATTACAAAACACTACGTGCAATTTTAAACGGTTTTATA  
CTTATATTAATAATTTGTCGAAATGAATTTTTTAAATCTATCATAAAATTTAACATTTGAACTATAGG  
ATCAACTTTTGAATTTTCTATTCCGACAATTTTGATACAAATTTTACCAGGTCAAAATTTGCACGTA  
GTTTTCGTAGTGAACAATTAATAGGAACCGAAAGAGAGTAGTACTGAGATATTTTAGCCAGTAAATTTGT  
AGACTGTCTAGCTAGTTAAGATCTTGCACACTCATTCAAAAGTTGTAACCTTTTGTGTAACAAAGTT  
ATTTGACAAGATTACAAAAAAATTTGACAAAGTATTTACAAAATTTTTTTGACAAAGTATATAAAAT  
AGAGGCGATGTCCAAAATATACGATTAACCAAAACATATTTACAAAACACACAAGAGTTAAATGTATC  
TTTTCAAAGCATACAAACATATAATTACACATATTTATTAGAATTTGTATGTTTTGGGAAGAAATTTTT  
TGGTTTTGTAGTCTTTTGAATTTAGACTTGAAAAGTTGTATGTTTTGGCAATTTTCCGTATAAAACGAG  
AACACAATTCATAAAATGCTTTACGTTTACGCCCTCTTCCCTTCGACAAAATACATTTGGTTGATACGCCG  
TATGTTTTCGAAATGTTTGTCTTTTTTATATTTTGATAGCTTCATATTTGTTTTTACTTTTTTACAAA  
ACTAGATGTTTACTTTTTTAACTTTTTGTTGTCTATGGTCCAAATCAAAGTCGTTATAGAAAAGTGAAT  
CTCACAATAACCTTGGTTCGATATTCATCGGCTCCGAAATGTACCCTCTTCTTATATTTCCGGAAC  
TTTTGATATTGTTTGTACTTTTTTACAAAACATAAATAATGTTCTCATATTTATTTTTTATGTTGCAA  
ATTAAGTCAATACATAAAAGTGTATCTCACAAAACCTTGATGAGAGGTATAAATTTGTTTTTGTACAT  
GTAGACACATAATTAACCGCTATTCTATAAAATAATTACATCACCAAAAGCGGACAAACAATTTGGAACG  
GACGAATATATACTCTATTAACACTAGACATTTTCGGATACAAGTAACCATAATAAAAGTTGGAATGTAA  
TTGTAACACATTACCACTACTTGAATAAACTTCTTAACTGTCTTTGTTGTTGGGATAGATGTATGCA  
AGGTCGTAATAAAAAAACTATATTAACAGAATAAAACCAAAACAGAAAATACAATTTTATTTCTGA  
AAAGCACTGAATTTGTAATATTGGAAATTTTTTAATAAATTTGTAATAACGAAATAACACGAAATTT  
ATAATAATCTGAACTATAGGAGTAGATAGTAAATACTTGAACATTTGGAATTTGAAATTTAAATACAT  
AAAATATTGGATTGAACTGTAATATATAAACTATATAACTGAAATGTAATTTATACAAAAGTAAGA  
GATTGATATGCAAAACATTGGATATAGATATCTGAGACGAGACGACCGTTTAAATATGTCTCTTAAAC  
TCAATTTATCCACCGTATTAATTTTATGTTATTAATAATGGTAATGAGTTCAAAGTTAAGTGTAAAT  
GCTAAAACCTGAAAGTTTATACGGGTTGTTTGTATATCACCCATTTATTAGGGGTGGGCACGGGGCGG  
ATTGGTCTCAATCCTAACCCGCCCGTAAAATAAATGGCGGGACGGATTGGGGCGGATTAGTGAAATTT  
CAAATCCCAAACCAACCAACCAACCAATTAATAATTAATAAACCACCAACCAATTTATCAAGCGGG  
GCGGATTGGGTGCGGGTTGTTTCTTGAATNNNNNNNNNNNNNNNNNNNNNNNNNNNNNNNNNNNNNN  
NN



TTTGTAAACGGAATCCGACTTGAGAAACATCAAAATGTGATCTTGGGCATTTTTAAAAGCCTAGTTAGT  
TATCCAAATTTGTTCTGAAGTAGTAGTAAATCACTTGAATACCCTCTCATACATTTGGGGAATTCCTTA  
GTTTACTAAACCCCTCTTTCTACATTTTATTTAATTTTTATTTTATATTGATACTAATTACTCAAATA  
CCCTTAGCGATATTGTTCTAAAAGGCACAAGGTGTGTTCTAGGCACAAGGAGTAGGTCGTTTAGTGCG  
GAAATAGGCCTTTTTTGCTATAATTTTATATTGATTTTAGTTTTCTTGAATACCCTCGAGTAATGTTT  
TAAGAGGCGCAAGGCGAGGCAGAAATAGGTCGTTTAGTGTCTAATCCTGTCTAATACCGCTTAATGGA  
CGCCTAATCGCTTGATCCCGCCTAATTATACATTTTTTTTTTATATTGAGGGTAATTTACTTGAATACC  
CTTAGCGATATTGTTCTAAAAGGCGCAAGGTGCGTCTAGGCACAAGGAGTAGGTCGTTTAGTGCGGA  
AATAGGCCATTTGTGCTATAATTTTATATTGATTTTAGTTTTTTTTGAATACCCTCGAGTAATGTTCTA  
AGAGGCACAAGGCGAGGCAGAAATAGGTCGTTTAGCGTTTTAATCCTGCCTAATACCGCTTAATAGACG  
CCTAATCGCTTGATCCTGCCTAATTATACATTTTTTTTTTATATTGAGGGTAATTTACTTGAATACTCT  
CAAGAATTGGGGTAATTCATGACTAATTTTAACTACTTAGTATATAAGCTTTTTTTGATTTATTGTCT  
TTGGAACCCGACTAGGTAAGCATAAAAATGTGATCTTGGGTAATGTACAATATTGTTTTGGGGTAAT  
TCTTGACTTAATTTAACTACTAGGTATATAAAGCCATATTTTGATCAGGACTAGGTGAGCATAAAAAT  
GTGATTTTGGGTAATTAGTAAGTTATTTTCTAATGTACGATACTATTTTGGGGTAGTCGCTAACCTTA  
ATTCAACTAGTACATCAGTCATATTTTGGTCTATTGTATTTCAGGATCGGACTAGGTAAGCATAAAAAT  
GCGATCTTGGGTAAATTAAGTGAATGTTTCTAACTATATCGTTTTGTCTAGAGGAGTAAATTACCAG  
GTTCCCTCAAGAATTGGGGTAATGCCTGAATTAATTCATAGCATATAAGCTATGTTTTGATCGATTG  
TATTTAGAACCGGGTTAGGTGAGCATAAAAATGTGATCTTGGGTAATACACAATTTATTTCCTAATT  
ATCCAATATTGTTTTGGAGGAGTAAATTACCGGGTGCCCTAGATAACTGGGGTAATGCCTTAATTAAT  
TCAATTCATATAAGCTATATTTTGATCTCAGCACCGGACTAGGTAAGCATAAAAATGTGATCTTGGGT  
ATGAAACTGTTTTCTGATTGTATAATACTATTGTATTGGAGTAAATACCGGGTATCCTCAAGAATTG  
GGGTATTGCCTAAATCAATTCATAGCATATAAGCTATGTTTTGACCTATTGTATTTCGGAACCGGACT  
AAGTGAGAATAAAAATTGTGATATTGGGTAAATTAATAATTTCTAGCTGTACAAAATTGTTTTGG  
AGGAGTAAATTACCAGGTGCCCTCGATAACTGGGTAAATGCCTGAATTAATTTCTGTACCATGTAAGCT  
ATACTTGATCTATTGTATTTCAGAACCGGACTAGGTTAGCATAAAAAATTTGATCTTGGAGTAGTTACTA  
AATTTATTTCTTATCATCCAATATTGTTTTGGAGGAGTAAATTACGGATACCCTCGACAATTGGAGCA  
ATGTTTTGAATTAATTCATAGCATTTAGGCTATATTTTTGATCCATTGTATTTCAGAAATCAGACTAGGT  
GAGCATAAAAATGTGATCTTGGGTAGTTACTAAATTTATTTCTAATTTCTACGATATTGTTTCGAGGAG  
TAAATTAACGGTTACTCTCGAGAATTTGGGTAATTCATAGCATCTAAGCTATATTTTTATCCATTGT  
GATCGAAATCCGACGTGGTGAACATAAAAATGCTCGATTTTTGATTAGGCGAGTAGATTTCTTGAAGA  
CCTTCAGGAATTGGGGTACTACCTGACTAAATTCATTAGCATATGAGACATGTTTTTATCTGCTGTG  
ATCAAAATCCACTTGTTTACCATAAAAAAGTTGATTTTTGGCTAAACCCTTATTACATAGTATTGAGGT  
AATGCCTGACTTAATTTAACTGGTATATTATCTGTATTTAATCTATTGTGATCCTATTACTTGGTGT  
ACATAAATATGCGATATGTGCTAAATTTAAGACCGCAATTCCTTAAATTTGATTCACAAAAGTAGACT  
ATTTGAATACCCTTAAGAATGGAAGAAACATCTGACTTATTTCAACTAGTAAATAAGCCATTTTTGTG  
ATCTATTGTAATTTTTTAGCAGAATCCAACCTCAGGAACATAAAAATGTGAGCTTGAGCAATTTTAAAG  
CCTAGTTATCCAATTTCTTTCTGGAGGAGTAAATCCCTTGAATACCCTCAGTGATTTTCTTACATGTTA  
GATAAGAAAAATGCTATGTAATGGGTCAAATATGTATATATTTTCGACATTGCGACCAATTTCTGTAAT  
TTTTCTAAATTTGTGAGAATGTTTACTGTATAAGTTAAAACCTTAGGGACCGGATATAACTTTTTGTTCAA  
GCTACGGGATCCGTTTGTATACTTTACCTAATCCTGTACTCTGGAGCCTTTTAGCCATTTATGCAAAT  
TTCTGGAATCATTTCGTTTTAATTAGCAGAAAGACTTCGAATTTGGGTGGAAGTACAAAAAACATGA  
AGATTGTTTATAATGAAAAGGTTGAAGGGTTGTAATTTCTTAAAAGCTTACATTTTATTCCGAACCTC  
AGGGAATGCAGGTGTAATAATTTGAAAATTTGTTGAGTAACTCGTATATTTATGTGTGCAGTTGGT  
GGAGAATTTAGCTGACGCTATTGAGAACGGGACAAGGGATCAACATTTCTGATGCTTTGGTTTGTATTT  
ATTGCTTGTGATTTTTTTGACTAGAACGTGTATTTAGTTACACAGTTCTGTGTATTAAGTGGATACATG  
GTTGAATATGTTTTTTGTTTTAAAAGGTTTCTGAGTTGAATGGCCAGTTTGGAGAAATGCCAGCAGCTGCT  
AACTCCATATCAGTCTCGATAAATGCGAAAACAATGGTAATCAGAATTCCTCTCTTTGTAATTTGA  
CATCGAGTGTTTTTAAGAGTGAAGTGGCTGATTTTGGAAATGTTGTTAGCTAGTACCTTATATATTTG  
GGGTTTACTCACAATTTCAGAATATAACCATGACAGTGYACTATTTGGAACAAAGAGAATTTTCGAAG  
TCATAGATTTGAAATTAACAATTTGCTCTGTATATTCGATCTAAAAGAATAAAACAAAAGCCTCTTTTCT  
ACATAATTTCTCTTGTACCTTTTCGCTATATATATTTTATATCTGTAAATACCAATCCAGCATTAAGTC  
CTTTGTTGAAATATTGGAAATTTTGTATGACTCAATTTTTTTTACCTTTTCTTAAAGTCTGTGCGGA

ACTAGACTATTTCTTTTATGAACTTTAGCCCTTGCTTGCTACTACATTTACTAATCCAACCTTTACCCC  
TTACTCGTTTTGTAATTTTCTCTCAGACAGTTGAGGGTCAAAAAGCAGAAGCTTGAGGAGAATGAACAGT  
TGTTAAATCAACGCAAGTATGCCCTTAACCTTATCCGGCGTCTCAAATAAATCAGCTTTTTTTGTACA  
AATAATAATTTTCACTAGCAATAATTTAGGGATGTGATCGCCAAGTACAGAAATTCATTGAAGAAC  
TGATCAAGTCTGGACAATGATCTCAGGAAGATGCTGGACTTATCCTTGTTAAGGAAGATACGATATCT  
TAAATCTTCTTTCTACCCCTGTTTGTGTTAGCTTCATTGAAGTAACCGTTTAGTGTACATCGACTACC  
GTAATTGCAGGAATTTTTTACAACCTAATCTAATGCTTGTCTCTTTGGTCGTGTTGTACAAATCCA  
TTTTTGTCTGCCTTAAATTTTTTGGAGCAGCCTGCCCTAGTTAATCACATCTATTAATAGTTAAATTTT  
CGGATCCATTTGTCTTTGGTTTTGGTTTTGGTTTTAATGTTTTGGAAATGAACACCGAACGAGTAACAC  
TATCGTGAATCCAGTCCACTATTCTTTAGGGTGCCTCACATACTAAAAACCTAACACATATTAATGAA  
CTCAGAAAATTTCTACCCCTAAAATTAATTCAAAATTAAAAATAAAAAATACTAAAAATCTAACACATA  
TTAATGAACCCAAAAATATTTACCATAAAAATTAATTCAAAATTAATTTACTTATTTGGTTGGCATACTCTAAAT  
AATAGTGCATCATGTTTATATAAATTGTTTTTTCATATGTTAATACAATATAATTTTTTTTAAAAATTTTT  
TTGTTAACCCCTCGAATGAACTTGCATTTTTATCTATTGGTTAAAAAAAACAGGCAGGCTACCCATAAAA  
AAAATAAGACTGCCAAAACCAATCCGTGTTGTACATCTTATTCCGTGTTGTATTTCCACATTAACCG  
TAATATATCAATTATTCCGACTTGTATTACATACTGGCAATTGAAATAGGAGAAAAGTTAAATTTGATC  
TTACTGAAAAGATTCAAATAAATTGAGTATATATTAGTAACATGGTATATAGTATTTTTATATACTAAAT  
AGCCTTTTTTCCCTAAGTTTACTTTTTGTAATTTAACTCATAGGATCTGGTTGCCCTGAGAATAGTG  
CATATCACAACATTATCCCTTTTTTTTTTATGCATGCTCCAAATGTTTTTATATGAATCATTTTTGGTA  
AATATATATTCTTGTGAAAAGTTTTCCGTAAAGGAGACCTCGTGACAACGTTTTTCGTTTTCCAGAAAC  
CTCGTATTTTTGACGTGCATAGTTACGGATTTTTAAATAGGAGATGAAATCTAAATACTTGTCTATGAAA  
TGAAAACCTGCTGTTAGCAGTTAGTAATTATGTATTATGTATAAGTTGATGGAAGAAAAGTAAAGTTTGT  
ATAACCGATTTCCAATACGTGTTCTTGCGGTGAATAAATTCCTGCGTCGAGACTTGAATTTTTTTAGTTT  
ACCAAATGTGATAACTTGCTAAGTCTGTTTTCTAAAAATAAACTAAAAATTTGCATTCAGAAAATAACT  
CTTTTTTTTTCTTTAGTTCTTAAATAAGCCTGTTATCTCTATTCTGCTCCATTTCCAATTGAGAAA  
AGCAAGGAGAAAACATCTCTTTGAGAAAACAATTTCCAATCATCCACAAAAGTCTCGGCCGAAACT  
CTGCCGAGAGAAAATTCATTTCCCTCTCTCAACCCACAAAATGAGCAGTACAACCTATAACAACACCG  
AAAATATTAACATCATTAATAATAGTAACAATAATACAAGAACAATGGCACCCAAGCCTGCGCCGCG  
TGCAAAATACCAACGTAGAAAATGTGCCTCGGATTGCCTCCTTGCCCCCTACTTCCCTCATCACCTCCA  
TCACGAGTTCTTGAACGCTCATAAATTATTTGGCGTAAGCAATATAACCAAGATTATCCGTCCCCTCC  
CCCAGCATCAGAAAGACCAAGCCATGGTCACCATCAAGTACGAGTCAAATGTAAGGGCTGTGATAAT  
GTCGGCGGCACCTGTGCGTGCATCCGTAATTTACAACGTGAGATCGAGTACGCATGTGCAGAACTCGA  
GCTGGTCTTGCAACAACCTCGCCATTTGTAAGGCGGCTGCCGCTGCAGATACCATCTCTCTCATTTGCCG  
ACCCTCAGACTCAGCCACAAAATAGCCGTTGGGGCTGCGTCTGAGGAGGTCACGATTCATTGTGGTAAC  
ATGATTAACAATAACGTCGAGTATGATGAAAATTAATACGTATAATGCCGTTGATGAGGGGACATCGCC  
TCTATGTGAGCAGAATGTGCTGCACCCTAAGACTGAGGATGATGACAATGTGGTGGTTTCAAGTGTGATA  
GCATGATCAATACCAATCCTGAGGATTTTTATTTACAAGATCTTCGAAATTCGGTTGAAAATAACGAA  
GATGAAGACGGAGAGATCGGGGATATATTTGGATGAATGTGACGTTAATAATGATGATAATAGTAA  
CGAGATGATGCCATTGCAAGATATGAAGGCGTGGGGCATTCAAGATGAAGATGCATTGGCGTATTGCC  
TACATGACAAGGAAGTTTTGTTAGCGAGTACAAAAGATATGGGCGACGATGGACTTGGTTTTCAAGTAT  
TATAACGACGAACAGCAAATAACTCATGAACACAGGTTTTGTAGCCACCATTGCTGATAAAATTTCAA  
TGAATATATAATCTGTATGCCACATCAAAATTTGAATATGTAAACAACAAAAGTTCATCTCCAATGTC  
ACAACCTAGAGAATAAAGCTATTTGACTCAATTGCTGATTCACAAAATATATCGGATCATAATGACAT  
TATAAGCTACTATAACAACAAGGCTGTTTTCCCTTCAACAATCATTTAGAAAAAAAATTTGAGGCAC  
TACTTCTCTTTTCTACGAAATTTGTAATAATTTCTACCATAACCCCTGGTTTTATTTTGTAACTCGACT  
CTACACCGTCAATTTTTTATAAGTAGTTACATTTTGCCTGTGGTGCACAGATTATAACCAAATATACTC  
ATGAATTATTGACTTGGTAATGCAGCGATGAGGCTATATCGAAGGACAACAAGGTGGTTGTAGAGGAA  
GAAACTGCCTCGTATATATCCAAAGATGAGAAATACATTGTTAGAGAAGATTTTGTCCCATTGAAGA  
TGCTCAAAGCCATGATATAGAAAGTTTCAAGTACATTGTTTACTACAGCTTAAACATACATACTGTATA  
ATATATAAGTGTATCGGAAGGACAAATGAAAATATATTTGAGGAAATAGATTTCTAGGGACCGTTCAA  
ACCCTGTGTTCTGTAGTTTCAATTTTGGCACAGAGAATAGATAATGAGACCAAAGCTTTTTTCAGA  
TGCTTTCCGCCATGTTTTCTCAGTCTTACAGACATTGCAATGATGTGCTTGATACTTCTGTGACCTGCA  
ATATAATGCAATTACAGGTATTACGTGAATAAAGCTGAAAAGGAACACTTTAAACAATTAAGGCCTT



TTTGATTTGTTTTAAACGACATGTTTTGAGGGAAAAAATGTTTTAGAACTTTTCAAGAGACCTTTT  
CTTGTCTAGTATGATTTTTGGTTGGGTTTGTGACCTTTTAATCAACGTTGGAAGCGCTTTGTATCTAA  
CAAATATAACTAATTAGTTCGAAAAAAGTATTTAGGATATCTTAGAATAATTAAAAAACAAAACCTG  
AAAAGCTAACCAAAAATCATTTCTCACCTGAAAATGATGATAAACCGGACCCAGCCCTTTTCCCTGGC  
AATACGCACCGATTAATGACCTTTATGTTTCTGATTGTCTTTTCCAAGAAACATTTTGTACCGTCTTA  
ATTCCCATAAGGTTGGAATCTTTAATGCTATGTAACAGATCCCGATGCAGATCTATCAGGTGTCAATG  
GACCTCAAACAATATTTAACCAATCAAGATGTCTGAATCTGTGTGCGACCCACTGCCAGCTCAGAAAT  
CTCGTTAATAAATCTTGTATGGAGACCTATGTAAACAAGATTTCTATTAGCACACTTAGACAGCTTCAT  
TTAAGTCTTGTGGTTCGATGTTCTTATCAAGAAAAAGCATTCCATTTCCATTTGATGGCCAGTTCT  
TTCAACACTTGGTAAATCTTTCGTCAATTTCTGTTTGCAAGCTACACCCTGATGAGAACAATGCACCCT  
TTTCTCCACCTCAATCCAACCTCTGACCCGGGATTTTCTTCAAACCTTTTGTTTTCGCCTCAACTCTCA  
CTCTAGAGGAATCCTCCCATCTCCCATTGCTAGCATAAAATATTTGAAAGCAGCATATAACTCCCCGTC  
ATGTCAGATTCAAGACTAAAAATCCTAGACGAAATTAATTTGCAAAAATCCGTGTTTTTATGCATTCT  
ACAAGAATTAAGTAGAGAGCTCCACACGTGAGTGTGGCTCCATTGGCATAGAATTAATTAAGTCAA  
TTGCTTCTTGTAAAAGCCCAACGCGACCAAGAAGATCGATCATAACAAGCATAAGTGTCTAACATGGGT  
TCGATATTAACCTCCTTTTTTCAATCTATCAAAAAAGAGTTTTTACCCTTTTTTAAACGAGACCGACATGGCT  
ACAAGCAGATAAAAAGGGCTACAAAAGTCACCCCATCGGGTTTATATCCATCACTTAACATCACCTCGA  
AAGTTCTCAAAGCATCAAAGCTCGTCCGTGCATTTTATACCCATTTATCATCGTGTCCATGAAATTT  
ATGTCTTTAAAATCAATTTCTTTCAAATATCAAATGTGCTTCACTTAAACATCCACATTTTGTGTACAT  
ATGAATCAAACATTTCCCACCAGAGTGTCCCGTTCATTATAGCTTTAGTTACATACCCATGTATTT  
CTTTTCCAAATCGAAGGCACGATAATTTCTGCACAGGGCGATAAAAAACTAGCAACCGTAAACAAAATTA  
GCCGATACGTTTGCAAAATGCATACGCCTAAAGAGATTGAAACACTCTACATTACGCCCTTTTGACGA  
AAATCCACCAATAACAGCACTCCAGCTAACCCACATCGTTTCGGACCTTCAATCTTTGAAAATATAGATA  
AGGCCTCATCGCATAATCCACATTTCTGCAATGGATGATATTAAGCGTTCCAACACTACTCTATTCCTG  
GTTTCCATTTCTGAAAACAGATTTTTTTCGCTTCTTAACGGCACCTTGTTTCCCATACATGGAAATTAG  
CGAATTCATTACGAATATATATTTTTGAAAACACTTTTGTATTGCATCACCGTGACAAAATTTCCCAT  
TATCTCGTTACCAGAATCAGCACAAACTGAGATAACCACAGCAAGAAGTCTGCTGAGATCCAAGTA  
CTACTTCTCCTCATCAGGTTATACAGATGCAGCGTTTCTTTATAACGCCTACACCTAGGGTCATACAT  
AGAAATAATAAAGGAAAAGAAGGGTTGATTACTGTTTCGTACATTACCCAATCATCAGATTTTGATAT  
TATACACAACCATAACAAGAAATATCAGCTAGTGCCCTATCTTAACAGTTTTCGCTTGTGTACACAAT  
ATAGGAATATAATCAAATAATAAGGACTGAAACAAATTAATTTGCTTTTGTAGATTGGTGTAGAAAA  
AATATTTTTATGATATGTAACACAAGTGTACAAAACAGCAAGTAACTGAAAGAAAATATTTGTGGAGTA  
TTTATATTATGTCGCGCCTCAACTAAAATAACCAAAAATTTCTTTATATAGTAATTAGTCAACAGTTCAG  
CTAATAAACTTGTCAAACACGAACAAGCCTTAATTTAATCTAACAGTTATTTCCGCACTGAAACAAAT  
CTTTCCCTTATCAAACCTCATAAAAATTACTCGTAATGTAACCTACATTAAATATTTCCCTAATCATCATCCT  
TATACCTGGCATGGCTCGATAACAATGAAGTCCACGTACATGGTTTCGGCACAAAGTCACTCCGACTCC  
ATCTTGCAAAAAGCTTCGAAAGCATTGTACAAATCATAATTAAGCGCATATCCCGAAATCATAGTATT  
CCATGAAATATGACTCTTCTCAACCATCTATCAAACAACCTGCAAGCATCGCTCATAATTTCCCAAGCT  
TCCCGTATAAGCACAAACTCATTCAACAATGAATGTTACTATGCAAAACCCATGTGAATAACATGA  
CAATGCACATCTTTTGCCTAATTTAAACCACCAACGAAGAACAAGCTCTTATAACCAAGGAAAAGT  
GTACCCATCAGGCTCAACCCCAACCTTTCTCATCCGGGCATAAAACCTAATCGCATTTTTCGCACTTCC  
CATGTTTTCACATTTGCTCTCAAGACCGAGTTCCAAATAAGAGAATCTTGAAAACACTCTTCCGGGGCG  
TTTTCAAACGCCTTTTTGGCATCATCAAGAAACCCAAAAGAGGCATAAGACGAAATAATTTTATCGAT  
GAAAACGAAGACTTTTGGGTTTCGGTGACGTTAATTTCTTTCGCTGAATTTGCTTGCATTGTGCAATAG  
AGGCACAATGTTTAAAGAGGTGATCAAAGGTATAAAAAAGATAGTATTTTTTTGAGTAATATTCGACA  
GTGGATATCGACCTGACTAGTTTTCGGAAAATGTGCAAAAAATGCTAACGATGAAAATACGTGTTTTGC  
GAAAACCTCCATGAATCATGAAGATAGTTTTATGCTCTCAAATTTCTTTGTTTCAATTTTATCGAACCT  
TGTGGGTATAACCAAAAATGACATTTTATAAGGTCACTTAGTTTGTGAAAATAAATGATTTGTACCC  
TTTAATCAATAGTCCAAATATTTTACCCCTATTTCTTACCCCTTCGGTGCCCCCTTGTATTTTTA  
TCCAAAAAAATTTCTAAAAAATTTGAAAAAATTTGTACAATTAATAAATACATGTATCAATACATTC  
CAATAATTTTTTTAAAAGAAAATCCGCACAAAATTTATTTTTGGAATAAATGTATAAATTAGTGTAAA  
TTAAACATTTGAATATTAATAAATTTGTCTAAAAAATATTTATGTTCAAATGTTTTAAAATTTGAATAC  
AATATAATATAAAAAGTTTATAAAGTTGCGTTATAAGTTGTGAAAATTTAAAATTTAAGTAAAAATAAG

CAAGGAGACACCGAAAGGGGTAGAGAATAGCGTGTAGAATATTTGTA CTCTTTAATCAACTTCTCTGG  
AGAATTTGATTA AAAAGTTAAAATCTTAATTTTTATATTCTAATTAGTAGTTTTTTTTTTATAGCTTTT  
ATACTCCATGAAGAGGAATTATAGTTATAGTCCAAATAGTTTTAAATTAATTATAATAAGTAGCTGAGA  
AATGAGAATTTACATTTTTTTGTTGAGTCAAAAAGTTGTAATTCGGTACACCAATTTTTTACATTTTTTTCG  
ATTTTATATGCCAACGTTTAAATTTCTTGATTTAATAATACACCAAGCTATTTGTTTTTCTTTTTTCGG  
GACTTGTATTGGAGAAGATAAGTGGGAAAATTATACTTTAGTGTACCGCGTTTTTTGTACCGAGTTTA  
CCAAATAAACTAAGATTTAATGTATATACTATAACCGATTAAACTTGATTTAGTGTAGTATTGTTAAAA  
TAAATAGTCTTAATCATTAACTATTTCAAAAATGAGCCTCAACACAACTACACTTGAAAAAACT  
CCAAAGCAAACATTCTAAGTCATTTAACTAGTCTATGGTCATTTGAAAAACAGTATATGGTCATTTGA  
AAACAGTGATGGTTCGAATGGAAACAATCTATCGTCACAACCTATAACTGTTACATATATTTGGAGTGAA  
AACTAGGTTAGACGTGCGTGATTTTTCCAAATTTCTAGGGTAAAAATATTTAGGATTTCTTTGTGAAGC  
ACGGGAACCTCGGCTGTAGGCCATCCAAAAATGTGGGGCTATTTTCTCTCTTTCTATGTAGTATTTTT  
TTCCCCTATATTAGGGATAAAAATATGTTATTTTTTAAGAAACATGTCTTTTTCTGATGCTTAACATAT  
ATGTGGGACTAGAGAGTAATTTACTGTAACTAAGAGTTTTTTAAGTGAACGTTAGAAAATGTAAGTGT  
TGGTATTAGGTGCGGGCACGGGGCGATTGAGACGGATTTGTTTCAATCATAACTCAACCCGTAAAAATA  
AGTGGCGGGGCGGATTTATGAAATTTAAATCTCAACCCCAACCCCAATCCAACCCGTTACAATTTAAACC  
CCAACCCCAACCCCAATCCAACCCGCAAAAATAAATTACGGGTTGGGACGGGTTGAGTTTAGATTGATTTT  
TAAATTTTTTATTTTTGTCTTTATTTTTTCATAGTTTGCATAATCAACCCAAATTTAAAAATAAATTGA  
ATATTTCAAACAGAAATATAAATTAATCCAATCAAAGTACGTTTAGAACATTCACGAACAACATAATG  
AACTAAAATATAACAATAAATTAATGTTGGTATATTAATAATTTGCGGGTTGAAACGGATTGAGACG  
GATTAATCCGCGGTTTTTTGAACTCAACCCTAACCCCAACCCGCAAAAATATATAGCGGATTGGGGCGGG  
ACGGATTGATTTTTTTTTGGACATTCAGCCACCCCAACCCGCCCCAATGCATACGGGTTGGGTTACGG  
GACGGATTTACGAATTTTTTATCCACCCCTAGCTGGTATGGAGGACGTTAGGCCCGTGCCCGGCCCAA  
AAAACGGCCCTGAATACCATGGTAATCATAACCAATACGTACCGTGTATTGGTATTTATGGGTACATA  
TTATGTCTTTGTAAAATTTCAAACTAGAGTATCGTCGTAGCAGCACCGGGTGCTTCATATGGTCCTC  
TTAGTAAAACAATAAACTTAACAAAATAACAGTAGTGGCCGGCCACGAGGAAGCTACGTAGAGATCATT  
AAGGGTCACGATATCCCCATAATTCCGACAATGGTGAGTTTTATAGTGTTTGACTATGCATTTTTCAC  
TAGAACATGTAAAACGATGATTTGACACCCACGTTTTTTTCATTTTCATTTAGTATAGTTGCTTATGT  
AAATCCGTCAAGCCCCATTGCCATTCTTAGCTTCGCCCTGGCGGTTTTCCAAATTTACAAAAATAGGTA  
CTTTTACCATGCATACCATAAAAAATATGTACGTGTTTTGTGAATCATGAAGATTGTTTCTTACTTGTA  
TTAGTGAATGTGTGTGGAGCTTTTAAGAGTAAATAAAGATTTTAAATGTTTCCATTTTTTATTTTTATT  
TTTTTTAACTGCAGCTTTTGAGCTCAGTTTTTCTCGAGTCTTATAAAAATTTGAGCTGGAATTTAGAA  
AGATTTATTTGAAGTTGGGTTTTCAACTTAAAAGCACAACTTTTCTGATTTTAGGCATCAAAAAGTTC  
TAAGCTATTTGCTCAAAAACCGCAACGCAATAAGCACCTTTTGTAGATCAGCAATTTTTTTTTGTAGAA  
ATAGGAAGTCGATATATGTATTCTTTGACATATTGTTGATGCGAACTTATCAAATCGGTTTTGTTGTT  
ATTTGTGGTTTCGAAGTTATGACTTGTTATATCTTACATGAACTGATGATPACGTATACGGTATACGT  
AATGTAAAATAGGATGGAGTTCAGATTATCGACTGTTCTTCATCCTTGAATCTCAGAACAATACCCCA  
AGAAAAACAAGCATTGTGTGAGTGTATATTACAGATTTATCTTGCAAAAATGTAATCATAAAAAAA  
GCAAAAATCCAAGTCATTGGACAAAACAAAAACGGAAATCAGCCAATTATCAATTTATCATAACACAAG  
TTGAGTTTACTATCCGAGCATCGGCTTAGTTTCCACTAACTTAAAATGAACTAGAGTTGTTTAAAAC  
TACAACAATGTTATAACAAAATAAACTTCTGCTATTTCTATTTCTCTCCAAGGCCCCAGAGTTGATTGCG  
TAGATAAAAATATCAAAATTTCTAGTGTGTGTATCGGATGAATCAGTAACCCCAAGTCATCCATATT  
TGGCATGCGGTTACAAAGTGGGTTCTTTGATCCTTGACGATCACAACCGAAGCCTCGGTTGTCGTC  
ATAACAACGAGACACTGTAAAATGAAAAAAATTAAGTTTTCATATATAGAAAATACGGAAAGACTTGTA  
AAATTTAAGCGACAGGGATAGAAATAGGATGGCATTACCTAGCAGCATCTACCAAGGCTGTTCTGAT  
AACTTTGAGAGGGTTCGATGATTTCCCGCTTTTACCATGTCAACATACTCACCTGGTTAAAAAAAAC  
CACATGCATTACTAAGGGAAAACAGTAATAAAGGCAATTTCTCATTTAACATTTTTTGAGCTTTTCATTA  
TGTGCTAGTGAGATCTTATCATTCCATTTAATGTCACTGAATACTAAATFACTATCGACGTACATTT  
CCAAAATCGGCTTATTTAATAATTTACCCTCAAAAATGAAATCACTTTATGAAACAGTATGCCAATA  
CAAAATGATTTTTATTGGAGTTTATGCCCGTTGAAAGTGACATCAGTTTATTGAACAATATGCCAATCA  
AAATCAGTTCTTCGAGTTGTATGCTATCGAAAGCACCCGTAAAATACGTAGCCGTTTTTTCTTCTTCTT  
AAGACTGAATGATAACCAAGTCCAAAATATTTTCCAGGCAATTTTCCATTAATGATCATATACAAACAG  
GAATATGACAAGTAGAGAAAACAAACCCCTTGGCAGCATCATAACCAAAAACAAATATCATCTTGCTCCAG

AAGCTTGCCAACCACCAGATTGCCATCTCCACCAGCATTGAAACTATAGCAACAGTTGGTGCCTACA  
AGACAAATGCTGCGTCGATATCACACACTACTACAACCTTAAACCTTAGCATGGGATAACTAATGAATT  
AGTGTACAATATCCAAACAAGACGATAAACTAGTGTATTTATGATTTAACACAACCTGATGGGGAGGAC  
ATTAAAGGAGAAGTATAGCTGAAAAATAAAGGAACAAAGACCTTAAGAGCCTTCTCGATTATTTGGAC  
CCCTCTCCTTTGGTCTTCATTTGTAGTTTTAAGATTCTTCAAAACTTTGGTAGCATAACAAGAGAGCAA  
CACCACCACCTATAAAGAAAAGGCGACTTCATTATTTTTTTGATCGAAACAAAAAATTGACAGTTTA  
AGGACAAAAATAGTCACCTGGAACAATGCCCTCTTCCACAGCAGCTCTTGTGGCATTAAAGGCATCCG  
TAACCCTGTCTTTCCCTTTCCCAACTTCTGCCTCACTAGCTCCTCCTACCTAAAAGACGAAGAAGACT  
CCTCAATATTTGGAGTATGAAATAGCAACAATTTACGAAAAAGATAAGTTCCCTCCATGTATACATGAA  
ATTTTGAACAGGAATTTTTTTTTCTACAATTGGAATTTTTTCATTGCAAGTCATTAGCTCCAAAGTCCAA  
ACATAAGGAAAAAAGAGGAAATTTCTATAAGCTGAAGAATAATGCTGGTATTGGTTGATCGTCAATTC  
GAATCCAAATATCAAATTAAGAGAATATAATTCTTGCTACGATTTTTTATACGTATATATTATAGAATA  
AAATTCATTTTATTGATCATTACATATAATTCAATTAAGATATTGTATGAAAGTCGAATTTCTTCTAT  
TCTATTTGAGAATGGGAGGGTTATTGATTGGGTGAATTCAAAGACTAAAAGAAGATTTTTTCTATTTT  
ACTTTCTTCTTTTACTTTCATATCAATTTACCTTGAAGACAGCAATACCACCAGATAGCTTTGATAG  
CCTCTCCTGTGCTTTTTTCTTGTCAAACACGGCTTTACTGTTCTCAGCTTTGTATCTAAGCTGTACAC  
AATTA AAAACAACGTCCATTTAAGCTACCACCATGGTTAAGTAGAACAAAAACACGACTAAACAAGT  
TTCCAGATGCTTTTAAGAATTTTTAATCGAAAAGAGGGGGTTCTGACTTTCGGTTTAGGAGGTTCTAC  
CGTATCTGGAGGATCTCATATATTATTTAATCCAACAATCGGACCCAAATAACTGAATATATACCAA  
TATGTGGTAGTTCAAGTCATGTCTGACAGTAGTTCATATCACAAAAGGTGAAAAAGACTAAAGTAACA  
ATGACATAATATCAGTAAATGGCTACTTGGCACAGCAGCAGCTTAATTAATATACTTACCTGTAGTATC  
CGATGAAAGGTACAAAAGTATAAAGATGCTTTAAAAAATGAATTAATAATGATACAGTTAATCTTGTCA  
ACCGACCATACTCTTCCACATTTTTTCTTCAACCAGCTTTCTATCGCCACCTCCATGTAAAATAATTGT  
ATCATCAATAGACACACTAACCTGTTAACAACAACAACCTAAGTGACTAAGAGACAAAAATAAAACCCG  
CGGAAGCGAGGAAGGTTAACTAGTCTTAACCTTTTTAGCAGTACCAAGCATATCTATTTGAACCTTGT  
CAAAATTC AACCCACGCTCTT CAGTTATGACCTGAAATAACAACGGGTACTATTAAGAAGCAAGACAA  
AAGAAAGAAATAAAAAGAAAAGGAGAAATATGAAACAAATGGATTGATATTGAATTACCTCTCTCCCG  
TGAGTAAGGCAATGTCATTAAGGTTATCTCTTCTGTTGTCAACCAAAGCCAGGGGATTTAATGGCACAA  
ACCTAAAGAATAACGATTA AAAAAGACAATGATTTAAATCATGACGTTAAGGGACAAAGAGAAATCAA  
TGTCTTACCTTAACCCACACGATGTTTGTTCATGATGAGCATAGAAAGTGCATCACTTTCCACATC  
CTCAGCAAAAATAAGAAGGGGGCGGTTTTCTCTGTTGGGTAAAACACAAAAAGATAATAAAATAAA  
TTTCAATCCCAATCTTCACTCATCTCTCTGTTACTTCTTAAGGATAAAAATAGCTTTTCGAAAAGACAA  
AATAACTGTTTACTACCTTTACAGCCATCTCCAGAATTTCAACAAGCGATTCCATGTTGGAAAATTTT  
TTGTATGAGATTAGGATCAGTGGGTTTTTCCAATTCCTGCATACAAGTAAAACCTTGAAGCTAAATTGAT  
GTGCAATATACTACAGAAAAGATGTTTTCAAAGTCAATTCATGAGGAGAAAATCATGAGAAGAGCTAT  
ACGTACACATTTCTGAGTGGTCTGGTCAGTAACAAAATAAGGTGAAATATAACCCCGCCTAGCTTCA  
TCCCTTCCACCACATCCAGTTCATCATCCATAGTGTCCCATCCTGGATTATTGTCAATTA AAAATTGC  
ATGATCTTAGGAAAATACTAATTAACCGCCGTAATAGAAAAGTAATATTGTTATACTAACCGCAATAGT  
TATTACTCCATCCTTGCCAACCTTTCTCCATAGCTCGTGCTATCATTTCTCCTATTTACGCTCACCAT  
TGGCAGATATAGCAGCCACCTACTTCGGATGTATAGAGGTTAGAGAACGCAAAATATATGGGCTACTCA  
AACTCTTTTGCACCAACTAATTAAGATTTTTTTTTCAATTTTTTTGATATAACCTAACAAAAACCATGAT  
ATGACTATATGAGTATATCAACCTAATGTTTTTTTCGCGTTTATGCACTACAAAGAAAAAAGCTCATAA  
GTTGCTAACTAAATCGAACTATGTGATAAAAATAGTTTATAAACAAAAAGTATGATAGGAGTGTGTAC  
AGAATACTTGGTTTTTCATACTAATTAGTACACCAGCCTATGGTCTTTTTTATTATATCTGGTAAAGG  
TAAAATTA AAAAGTATTA AATTGTGCGAAAATGCAAGGTTTCAATGTGCTAATTTGTTAACTTTTTGTAGATT  
GGTGTACAAAATCGAAATCAGATGACATGTTAGCTTATAAACTGTTTTTAACTCCTTTTTGAATATTTG  
ATCCATAATATAACAACCTCATGAGTTAAACTGCACATCAATGAGCCTGTTACCCATATCAAATGCAA  
TAAATATGGA AAAACGTTAAGTTTTCTCACACACGTACCTGTGTTATTTCTTCTGGTGTGCTAATCAT  
ATGTGCTTGGCTTTTTTAGGTCCGCTATAACAGCATTAAACAGCCATATTGACACCCTACGCAATCCA  
TGGCGTTTTACTCCAGCAGCTACTGACTTGTAACCTTCCACAAAATATGGCTTGTGTTAGCACCGTGGCG  
CAGGTAGTACCTGTAATTAATAAAAATAAACCGTTTATCAATTAGAAAAGTTTTTGCATGGCATGCTA  
AGCATTGTTCTTGGAGGTA AAAAGATTAGGGGCAGTTACAGTTCTGTACACTAGCATATTTATCTGTTT  
TCAGTTTTGTAAACTAAGCAACCAAATTAGCTATCAGGACACTAATATGACGTTTCTTATCGACTCAG

TATGGTTAGTATTATACTCGAAGCTTTAAAGCTGAATAAACCTTGGTCTCAATCTCAAATTACCCGGT  
TTATTATTTTTAAAGTTGCAATCAAACAGCAAGTGACACAAGTACAGAGATGACAACTCCATTTACCT  
TAGGTCCCATAGTGACCTTAACAGCCTCAGCTAGTTCATTAACACCCTGGAGCAAGGCCGCTCTAGCT  
TCATTACTGAAATTAATATCCTTTGCGACAAAATTTCTGCTTTGTATAAATCTAGTAGCCGCCCTTCTA  
AAACACAAATTCAAAACAGCATAAGCATTAGAAAAAACACAACCTGACAAAATAACTACGTATTCAGCCA  
AGTTCACTGTAGCTACATAGCTATTGTGTAGGATAGCTATCGCCTATCGCCTGTCGTCATTCCCGAGT  
AATGATTAATGAAATTACTTTTACACTAGTTGATGAAGAACTAAAGATTATTTATCTTTCATCTTTG  
ATTAACCTACTATTTTCTTTCTGCAAGCTGACAAAATGCATTATAAAAAAGAACAATCTTCCATA  
CGACTCACAATTACAGGTCAATTTGCAAGTACTTAGGTTGTCAATTATACTAGTTAATGAAGAATTAAG  
GTTACTGTTTCATCTTCCCTAATAAATATTTAACTCTGCGCAACGCCTTCTAAAGCCCAAATGTAAACC  
AAATAAGCATTACCAAAGAAGAACAGATCTTAGCTTATGACAATGAATTACAAAACAAATCAAATC  
ACAAGTAGTTACGCCCTGATTGTCTGCTCATCGAAAACACTCAATTACCAGTCAATTGCACAAATGG  
GTCACCATTTACACCAACTAACAAATAAAATACGAACTAACTACAAAAGAAAAGAACAATCTTTCA  
TAGATATGTGATTAAACTCTAATGTAAACGTGCTAATTTTTTAATTTCTTATCAAACCCGCAATGGA  
TACATAAATACACAATCAAATCGTCTACTCAACAAACTTAATCACAAATCACTTGCACAAATCGGGT  
CACCGTTTACACCAACTAACAAATAAAACACAAAATAAATTTATTAACAAAACGATCTTTCCTGTA  
TATGATAAAAACCTATAATGGAACCTAGGTAATATTTTCATTTCCAATCAAACCCACAATAGATATATAA  
ATATACGATCAAATCGTCTCATCGAACTCAATCACAACCTCAATTTACAAAATTTGGGTCACCATTTAC  
ACCAAATAATGAAATAATTACTAAAAATTAATAAAAAATGAAAAACAGAAAAACCCACCTGGTTACAA  
GTAGCTGATGACCTGAAGAGATGACAAAAGATAATATTTTAATACATTAGTGAAAAATATACTGTTT  
TTATTTATATGTAACAAAATAAAGGAATTAATTTATTTATTTTATTTTATTTTATTTTACCTTATTGA  
AGAAGCTATGGCAGCACCAACACGATACATGACAATATATATATAATATAATATAATATAATATA  
TAGAGAGAGAGAGAGAGAGCTTTGAAACAGTGAAGAGGGTTAAGCTTACAAAACCTTTTTTATTTTATT  
TTTGAGTTTCTTCTTTTTTTACTTTTTTTTTTATAGTGTTTTTTTGTTTTAAAACTTTTAAGTTAAAT  
TGGTTTTATTTTATTTTGTAGTTTCTTCTTTTTTACTTTTTTTTATAGTGCTTTTTTTGTTTTAAAA  
CTTTTAAGTTAAATTTGGTTTTATTTTATTTTGTAGTTTCTTCTTTTTTACTTTTTTTTATAGTGT  
TTTTGTTTTAAAACTTTTAAATTAATTTGGTTTTATTTATTTTATCGACAATTACGTTTTCTAGTT  
TTGTTATTTTGTGGGGTATTTTGTAGATTATTTTGTAGTATTTAAAAACAATATAATATTAGTTATATC  
TCACTTTTTTACATGATTTTTTAAATAGAGTTTATGAGTCGAAAGTTTTTTAAGTTTTTAGTCACCCGGC  
CAAATAAAAAAGAGCTTAAAAGCTGTTTTAAGTTTTAAATATAACTTATAATTTATACGGGAAAGAT  
ATTAATAACAAAAAATTTGGTTAAAAAATTTGTTTTATGCTTAAGAAAGCATATTATAATATACGC  
GGAAAATATATCAAGGTGTAATAAAAAATAACTTAAAACTGTTTTTTTTATAAAAAATTTTTTAGTGCTA  
GTTTGAATTATTAAGTAAAAAATAAATCAAAAAATACGAAAAATAATTTTTTTTTTATCATTTGTAA  
GATGACCTACACTTAAAAATATTTTGTGATTTATGAACAAATTTTTTTATTTGAAAGATCAACTCTCATC  
AATGAGCCCTTAAAAACAAGTAGTTTTGTGATTAAAAAATGACTAACAAATGCAGATCGTTGCTCGATTA  
ACTTCCGTTTTAAATGTAATGATTGCATGAATATTATATATGTTGAACGATGTTCTTCAAATCGATTAT  
TTTTAATGATAACAAAATTTGTAACATAATAAAGTTTCGTTTTGCGTACTAATCAATTTATCTAGTA  
TGTTAAAGGTTCAAATGATAGATTACATTAATACGAAGCCAACGGTTCAAGCGGAACCTCAATCGGAA  
TTGAAACGGACTAATTACGGGCTTTCAAAGTTTGTCAAGAAAAACGAAACATTGCCAGAACAAAAAAA  
ACGACTGATCATGAGGCATCAACGACCGATCGTTTTCAAGTGCGAAATCTTCCAGTGAGCTCAGATTAA  
AAAACGACCCATCACAGAACCTTAAAACGACCGATCGTTTTAAGGTTAAATTTGTCCAGTGAGCACTTA  
GCAAAAACGATCAGTCCTGTTATTTCAATTTAAATCAGAACAGTCCGGCTGTTAAGTTTATACTTTCC  
AGTCCGGCAGTTCCCTATTTATTGCAATTCACACATCAGATTATTAATTAATAATAATCTGATAACGT  
TTGCTTTATTTACGTTTTCAGTACMTACATGTTGTAATCATTAATTTTGTAYCAGTTTCGAAATTAAT  
AAAGATTACACTGGGTTTTGTAATTTCTGTTTAGTCCTTAATTTATTTGTTAATTTGTTATTTTCGTACAC  
GGAAACCAACAGTTAGCTATGAGAACTGTTGGGTTGATCGATGATGTTTGGTTCGTATGTATATATTTT  
TGTACTTGATAACATTTGTATTATGTGAAAGCAAATATATGTATGTATGTGTGGCGGTGACGGGTGA  
GAGAACAGGGGGCATAATATTAATTTGCGATGAGCATTGCGCCAGGCCGTTATCATAATTTTAGTGGC  
AATAGGCCAACCTAAATTTGGGGTCTTTTTAACTTTAGAAGTTATTTTAGCTAAATTTTTTATAT  
AATACCCGCATTGACATTTAACCGGAAAAATAAGCCAATAAAATTTGTTAAAAATCTCCGTAATAAAA  
TGTAACATGTTATATTAACAAGTATAAGAGAATATTTTTTATAAATAAATGACCAAAAAATCCTTAAAA  
AAAAACAGGTTTTTTTTCTTTTACATTTAATATGCAACAAAAAATAAGCTTATTTGAATATTTTATTC  
TAACCTGGGTTGGACCCACATAATTACCCATGTTTAATTCACCAACCATTTCAGACAACCTAACTTTAT

ATAAATATAAATACCCTGAATTTTTAAATATATATATCTATAATTTACCAGAATTTAAGGTTTTTTA  
AGAGTTCCAGACTCATGCATTTTGGGTCTATCCCTAAATCGTGCCATGCATTTGGCTACATTAAGGAT  
GCAACGTGAGGCTGCTTCTACTAGATGCCAAAATACTATTGTTTCACAAAATTTGGTATTTTTAAATTTT  
ATAAATAGATTATATTGTTAAATAGGCATCCATGGGATCATATTTATCCCTTTATAACCACCTTTTACC  
TGATCCGTCCGCTTGAAACCTTGATAAATATTACATAATAACACACTTGTGCATGTCAAGCACTCATGG  
CACCCTAAAAAGATATTTTTCTAGAGCCCATTTGACTCTCTATTTTCTATTTAATTATCAAAATTAT  
GTTTAATTTTGATCGATTAAAACTTATATCAAAATATTACAATGAAAAATTTCAAAAGTTGATAAT  
ATAGTTCAAATGTTAAATTTTATGATTAGATTTAAAAAAAATTTATTTTCGATAATTTTGATATAAGTT  
ATAAGTCGGTCAAAATTACACATAGTTTCGTAATAAAACAATTTAAATGAAAAACGGATAGAGTATTTTAA  
AAAACGCTTAAATTTGATGTTAATTATGCAACAACAAAATTTACTCGTTTCATTTGAATATTACGGGTACA  
AAAGCAAAATAAACGACTAAAATGGAATAACATTTTCTTATTGTAAAATCATCTACAAAAGTGTGT  
ATCTCTATTGTTAACTAAAAATATTAGCTAACAAATGCAATTTTGTCTTCCCATTAGTTGTGTTAAAGT  
GTGGGTTAACTTTATAGATGTTTAAATATTGTTAAAGATAACAATCTTTTTAATTTGTTATTACTTGA  
TAACATGACAAAAAATCTATCCACACCACAATTAAGTGTATTTCTCACGTATATCTTTTTATATCT  
CTATCATACTGCTATTTATTTTCTCTCATCACCTATCCATAGTACTATATTTTGAATAATTAATTTTT  
AATTAATAAGATAATATTGTTAAATTTAAACTAATATGGGTGTTTAACTTAATATATCTATGTACC  
ATTTAATATCTTTTTAAATGATGATGTGTCACTAGTTAACAAATAAAAAATTTAACAAAACCTATTATTGA  
TGGTCTATTAGGAACGAGAGAGAACATGTGAATAGTATTACCCATCACTAATACTATAAAGGAACGAC  
AGATTAACATGTGAATAGGTAAGGAAGAAACAAGAGAAAATAAATTAGGTGTAATGATAAAAAAATAT  
AGATAAAATCATTTATAAAATGTCATAAAGACATGCTGCCCGTTTGGTTATGTTTATAATGTAAAGTT  
TGATTATGTTATCGTTTTTTTCATATGTATTTCCATTTATTTTTTTGATTGTTTTTCTTAAATTAGCGT  
TCTATTATTGTTTGTTCAAAAAATCTTTAAATTTAATTTTTTTTATATTTTTTTGATATTTATTAATA  
TTACTACTTTATAAATTTGTAAAAAACAATCAATACATACCGAAAAAATATAAAAAATTCAAATCTTACC  
TATTCTTTTGAACAAACACTTTAAAAAAAACATTGATTTAAGAAAAAATTCGAATACATATAAAA  
AACGATAATATGACCAAAACATGATTTTAAAAACATGACCAAAATACACTATAGATGTTACACTTTT  
CATTGTATACATTGAATCTTGTAGTATCCGAATAATAAATAAACTATCCATTTTAGAATTAGTATATT  
GAAAGTAACCACACGTACAAAACACTACAAGTAAAAGTTCATTTAAGTTATGTTGGTAAAGTGGTTGT  
GGCTAAATTTTAGGAAGTGTAGCAACACAATTTGTTGCTAAAATTTGTTGCTAAAATTTAGCGACAAC  
CACTTTACAAAAATAACCGAAAAAGTTTTATAATACTAAATAAACTTTTTTATTATAGTGAAAGTTTTG  
TGGTAACACATGTATAAGTTATCGAATCGAATCGACACTTTAATTAGTTGTATCCGTTAGTTTAGAA  
TCAACATATTGAAAGTAAGCACACATACAAAAGTTTTCCGATGATACGTGTATAAGTTCTCGAATCGA  
ATGTACACTTTTAAATTAGTTGTATCCGTTAGTTTATCCGTTAGTTTAGAATCAACATATTGAAATTA  
GCACACATACAAAAGTTTTCCGATGATATGTGTATAAGTTCTCGAATCAAAATGTACACTTTTAAATGT  
ATTCATTAGTTTCCGTACATATGGAAAAATATCGTACTATTAATATCAGTCAACTCATGAGCCTGACA  
AATTTTGAACCTTTTTTTTCTTAAACATACCGCTTCACTCTTTTACTAATTAACATGTATATAACCATA  
CTTTCATAAAAAATATAAAAAACATTTTTTTTTTCAATTTTAAACCAACAAAAGTTCTTTCAAGTCTTAT  
GATCTTATATTATATATTTTTTTTTTCTTTTACATATTTGTATTATCATTACACTAATTTTTGCATATTT  
TTATTATATTACGCACCGTACATGCAGCACGTGGGCACCTTTACCGGTCTTCTATATATGTGTAGACC  
CATTATGAATCAGGCAAAAGTTCCGTTACTTTCCGAAAATGCTCTTACCAAAAAATAGAGAATTTACAAAA  
TTAAACGCATAAAACGGGGATAAGTAAACAAAATTTTTTAAACAAAAATCATACACCTAAACTATCTCAT  
TTAGTATCAAGTGAATTAATTTCTAAACTTCTCTCTACACTTCTCGGGTAATTTTAAATTAATTGTTTT  
TGGTTAGATTTGTAGATAAAAAATTATATTATTTTGTAAAGTCATAGACACGTGAGCGGCTTCCCTTCT  
CGTGACTATATAATTATTTATAGTGAACGGTTTTTCTACTTAATCATGAAACAAAATTTTCATGAAATG  
GAAAATATTAATTCGGAGGGAGTTAAAATATTATTTATCTTGAGTTTTGAGGACTGCTACTATTAATA  
ATAGAGCTAATGAGGAATAAACATAACTTTTATTTCCAAAACAATTAGGATATATTAGTGTGGTTTTACCC  
ACTCTTGATCGACATGTATTTTATATATAGAATTTTTGATATCCGTTTGTAGGTGTAATGGCAAGG  
GAATTTGGGGTCCGTACCCACTATAACATTTTTTATTTAAGAAAATGTATCTTTTTTCAATAAACTAATT  
ACAAATTTGGTACCCTCTAGAATCACTAACAAAACACCTTAAGATCATGTGTACATGTGTGTTTGTGTA  
ACGTTTGTATTATGGGGAGAGTAAGTATGCATGCAGCGTTACTCGTATGTGTGTTGTGTGCATATGTGT  
ATGTTAGAGAGAGAAGAGGCTGAATTATGCAAGGCACTTTATATTTTTATTTATCACACTTACATTTAC  
TTTACTACTCATAATTAGTATCACTATCAAAACATGATAAACTTTTAAATATCATAGGGTTATGGATCTT  
ATATTTATGGTGTACAATCATATGTGTTGAGTTGTGGAGCCAAAATGAGTTTTGTCCATGTTTTCTAA  
TTATCTCACATCACTTAAAATTTGTAATATGACCCACTAAGGGTTCTATTTATATGCCCAATATCTTG

TATTTTAATTACACCTACACAAAATACCTTTTACATATTATAAGTGAGAGAGTTCTAGTTGCGAGAGA  
ACCATATCTTGTGTTGAGCAAGATTACGATTGTAATCCTCATTATAATAATATTAAGTGCCACGTGTA  
GCAGCCCGCAGACGTAGCCAATTTGAGTGACCTCAGTTATCAAAGTGTGTGTGTGCTCGGTTTTAATA  
CTTCTGTCTTTCTTTGTGCTCGACTGATTTTCTTAACAAGTGGTATTAGAGCCTGAGGTTTCGCAGA  
AAGGTCGAAGATCGAGAGGAAGATCAATGGCAAAAAGAAGACAGAGTCGCACACGGGATCGAGAAGTTC  
GACGGGAAGGACTTCGCATTCTGGAGAATGCAAATAGAGGACTACCTTTATGGGAGGAAGATGCATCA  
GCCACTTCTCCTTGATGAAAGGCCGACCACGACCACCGAGAAGGCGTGGAACTCTTAGACCGACAAG  
TGTTGGGAGTGATCCGCGTAACACTATCTAGGAGTGTAGCACANNNNNNNNNNNNNNNNNNNNNNN  
NN  
GTACATCTCATGCGTAAGTTGTTCAACCTACGCATGGCTGAGGATACACCTGTGCAATTCACGTGAA  
CAAGTTCATCGACACCGTAAATCAGTTGGATGCGGTGGAGATAACTTTTGAAGACGAAGTGAGAGCCC  
TTATACTGCTAGCATCTTTACCGAACAGTTGGGAATTCATGCGAGTTGCTGTTAACAAAATCAATTGGA  
AAGGAGAACTGACTTACAACGGCATCCGAGATCAAATACTCCCTGAGGAACTCAGGAGATTAGACAT  
GGGTGAATGCTCAAGTGATGGAGCATCCTTGAACATGGGTTCAAGAAAACCGGGTAAGGCTAGGGTAT  
GGGAAGCAAGCAAAGAGATGATTTGGTTGCAAGGTTTCTTAAAGGAGCTCGGTCAGAAAACCGACAAG  
AGAGTTCGCACTGTGATAGTCAAAGTGCAGTTCAGCTAGTTAAGAATCATGTATTCCATTACGCAC  
CAAGCACATACAGATTTCGTTACCATTTTATCCGGGTCGTTTTAGAAGATGGAATCCTTCGCGCTAGAAA  
AGATTGAGTGCGCTAAGAACCTCACCGATATGCTAATGAAGACTGTTACAATCGACAACTGAGGCTG  
TGTGCAACCTCAGTAGGACTCCGAGCTTGAGACTCAGGGGGTCGCCGCTACATGGAAAAATTGAGCAAC  
TCTGAAGAGTATCAATTATTATACAAGGATACCGATGGGAGGATTTCTGCTCGGTGGAGCACAGTGAGT  
TCGGTGGTCCGGGATAATAGGAGTTCTTTTGAATCACTCGACATTTTACTCCAAGTGGGAGATTGTTG  
AGTTGTGGAGCCAAATGAGTTTTGGGCATGTTTTCTAATTATCCCACATCACTTGAAATTTGTAATATG  
ACCCACTAAGGGTTCTATTTATATGCCCAATATCTTGTATTTTAAATTACATCTACACAAAATGCATT  
TTACATATTATAAGTGAGAGAGTTTTAGTTGCGAGAGAATCATAGCTTGTGTTGAACTAGATTACGAT  
TGTAATCCTCATTATAATAATATTAAGTGTACGTGTAGCGGTCCGGAGACGTAGCCAATTTGGGTGA  
ACTCCGTTATCAAAGTGTGTGTGTGCTCGGTTTTAATACTTCTGTTTTTGTTTATGCTCAACTGATTT  
TCTAACAATATGCTCTACTCAAATGAGTAATGATGTTACTTTTCGCTCCTTCTATTTTTTATTCAGCT  
GGTCCATGTGAAATAGTTGAGTAGGTCAATTGGTGTACACATATATCCAGAATTTGTAGAAGTTTACA  
TTTTGTACCATTAAAGTAGTAATTGCTCAAAAACAAGCAACTTTGAACTTATATCGACCGGCCACTCT  
CACACACATTCACATTATGATAAAAATTAGGTAGTTATAATAGTATATAAATGTGTGAGTATTGGTATA  
TTATGTACTTTTTCTTAATTTGTGTGTGTGCGGATATTTGGATTTTGGACCTCTAGCTTGTGCGCACT  
TCGGTTATGAGCTTAATTATGACCACAAAATACTGCAACGTCACCTTGCTTATATCCGACTTAATTTG  
CAGAGTTAGTAAAATCTATCTATATCGAAGATTTGGTTTATAACCAGTTCATAATTTTAAATTAAC  
AATTCAATTTCTATTTATTGTAGCATGCTAACCATAGTGAACGGTAGTAATTTTTAAATTTGTGACTTT  
TTACAATAAAAATGAACAGTTTTTTTTAACATTACCGTGAAATTCACACCTCACATAGTCACATTAATT  
AGTCTTGAGAAAAACAACCTCACGTTCTCACTAAGTCTTTTAGAATATTAGATGTTAATTAAGTACTC  
CGATATTTCTTACATATATAGGAAAAAATCGTAAGGAAGGTGTTTTCTTTTGTGTATGAATTGATGT  
ACTGGAGATGAGCAACGAGTACTGTGGAATTTGGATAATGTTTATGATTTTTTTACCATTTTGTAAA  
ATCGGGTTGGATTACCAGAATGGCGGATTTTGAACAATAAATTTGGCTCCTCGTTTTCCATATATATA  
TGCATACTCGATTTGCTTCTCAGGCTTGTTTAGAAAAATACTTTCAATATTAATTTTTTATTTTCAACAA  
AATCTATAAATGAATTGACTTATTTATTCAAATGTACATATAATATGTGAGTTTTATATTGAATGATT  
TGAGTTGATTTATGTGAGTGATTTTGTATATATAAACGATACCCAAATTTTATGAAAAATATATAA  
TTTCTAATCATACTTCTACTTTCTATTTATATGGGAAATTTAGTTTAGAACCATTCCATAATTTTA  
ATTAACTAAAGTTCAACTCTATTTGCTTAAAAACAACACTTTGTAATTATGAAAGTAAAATGTAACCTT  
TTTTTTCAAACAAACAAAAATAATACTAAATTTTAAAAAATGGAAAAAGCTCTTTCAAATGTATTCTA  
GCATATATTTTACCTAAGTACAACAATAAAAAAGTATAGTGTGACAAAAAATTTAGACAAGTCTCTATA  
GAATATGATTACATACCTTTGATTTGAGTAGTCTAATCTAACCATCAACCTTACAGTAATAATAAAAT  
AAAACAAAACATATAACATTAAGTAAAATGGCTTCTCGGGCAACTTAAAGCATATAAATAAACATGT  
TCATCTTATTGTCCTTAAGGCTCAAATTTGAGTTTTCAATTTGAGTTAAACATCCGGCAAACCTGTTG  
CCAGAACTTTGGATGACCGACCACCGATTTGATAAAGAATTTGCAGATCGCTCTGAAAAATTTGGTTTA  
TTTCACTCATGGTAGTACGTCAGGATTTCTGCTACAGACTTTTTTCAATTTTTTGTTTAGTCTCAACAAA  
TGTAACCCGCTAATCAAGCTACTATACACTAAAATAAAAAGAAAACTTTATTAATTTCTATTCAAATAA  
TATAACAACGACGATTTTTTCAAATACAATAAATAATCCAAAATTCGTACGAGGGCTGGTTTTAAGTGA

TCATCTACCTACCCTCCCCTAATACATTATACGTGCACAATATCAACATGTTGGGGTGATTCCGGAGAG  
ACTTACGAATATAATTACACAACACGACAGAATACGAAATGATACGAAACAAAATAACCAAATAGCAGG  
AAAAAATACGTTTAAATGTAAATGTATTTAAAGTGTTTAAACAATTTATGTATTATACTATTAATTTTA  
ACAATTAAGATATTAATCTACAAATTTTGTGTACAATTGAGGACGTATTGTAAAAACAAAATGATGAAAT  
GACCCCTCACGTTTTCTTGCCTATCACATGATTGGTGCAAATCTGTGCGACATCCGTAAAAAATAAATTT  
CCAAATGTAGTGAGATATATTGACTGCAATTTTCGTGCGATTTATGTTGTTTCGTCCCCTAATTATACAAA  
ATTTTATAGTTCGGTAGCTCAATTGTTAAAAGTGTAGTACAATACCTAAATCGTTAAGTACTGGTAA  
TACAGTACACTAAACGTATTTTTCTCCAAATAGCATAACCGATATTTTAATAAAAATCTCGTATATGC  
CCGTATGAAACATAGATCAAGTATGTCATCACTATATTCTCTCGCATAGTCACGACTCACGCATGACA  
TTATAGCAAAGAGACCTTGCAATCAATTACCGACCCGTGATCCGGTTATGTACAAGTATAAGTCAGTTTA  
TAACCAAAGCAACCCGTGCTATAACAACAGCGATATATAAATATCTGAATGAAACCAATACGTATAT  
CAAACGAAATACGAAACAATATGAAATAAAAATTGGCCAAAAGAAGTGCATTATGCATATAGCCATAT  
TTACAAACAATAAAAATTGGTTCTGTAACTTTTTGAATTAGTAGCACTCGAGTAAAGACTACTTTTTTG  
GAAATATTGGGAAATATTCTCCACCTTATTAAAAATTTTTCTTTTTTTACAACCTGATTTATATTGTTTG  
AACATTTCAAAGTCCCGAAGTGAATCACAAGAGTGAGTTTTTGTTTTTATCTGTGTTAATCTTACTG  
GGGACTCTCTCTCTCTCTCTATATATATATATACATATTGAAAAGATACAAGTCTAAAATGAT  
AGTTTTCGTTAAGCTTTGGGGCAAAGTCATAATTTTCGCAGAAAACCTGACATATTACCACCGGTTCT  
GACTATGCAACAGGTTGTAAAAATCAACCAGTTGTGACTTTACAACATGTTGTGCACACCAACAGTTG  
CGACTTTACAATCGCTTGTGATGAATGATTTTGCAAAAACTTGAGTCTCTGATACAACCGCTTTTCGA  
CTCTACAACCAATTGTTTGAACATTTCTTAGATCACAATGTCATATTTTGTATTTATATAAAAACAAT  
ACTAGCTTGTAATATTCAATATCATTACCACGTTACATGCATATTTTGGAACTTGTAACAAAATCGA  
GAAATCGCAAAATTTAAGTGGTTACATATGTTGAGAATAGCTTAGTTAACAGCTGAGCAAACATGAC  
GAATCTCGCCTTGGTTCCCGGTCTTCAACCCCAACACGACCCAACTTAGTAATAGCCGAAACTAAAGCC  
TGGTTAAAAGCTGAATTATTAGAAGCAAATAAGTCAACAGTGGCCCTTGATTGTTTATTACCAAGCAG  
AGCTTGATCAGAGGTGAACAAGCCTTTCCCTTGTTTAAGATTAAGAAAATAGGCATTGTCAAAATCT  
GAGGACTTGTGGATCCATTGGAATGGCAACTAATGAGTTGACGTCTTTGGGCACAATTGTCTTAGC  
TGAAAGGCATAGGTGGAGTTTAGGGTCGGGTGATCCGTTTTTTTTGTTGAGAAGTTGTAATTCGTTTT  
TGACAAGTGCTTGCAATGAGAGAAAACCGATTGTGTGTGCACCTAAGGATCAAAATTAATAAACCTTAG  
TCAACACATTCAATATTTGAATCACAAGAAAACAGTAAACTATACTCTCGCGGTTCTGTGTTCACTAG  
GCTAAGACTAGTGATATGGAAGTAAACTATACTCACGCGGTTCTGTGTCAAGTTGAACTTGTTTTGG  
CTATTAATTAAGCGTTGTCAATTGTCAATATACATAATAACAACAAAATTTGGTCATTTTGTTTTCTA  
AAACAACCTTTATAATTAACAATTTGTGAACTCTTAAGATCTTTTACAGAAAAAGTTATATTTTTG  
TGCTTAAAAGAATTAATAGCAATTTATTAAAAAACTCGCCTCAAAAACGCGCTTATACTCGAAAAATCAC  
AAAATCTAAAGAATAAAGTGTGAGTTTTAGCCTAAAACCTCAAAAAGGCTCAAAAACAGCGTTTTTCA  
CGCGTCAATCCTTAAAAAATATGCATTAAAAACCTCAAAAAGTTTAAGATTTATTTAAGAAAAAATTA  
TATGCTCACAAAAGTGTGTGTGTATATATATATATAGTCACATAAATTTGTTATAACGCAAGAACAAC  
TCAATAGACCGTTGCTATATTAGACATATCATGATTAACCTATATTAATATTAATTTATTAATGTT  
TTGGACTAATTTTTCATGTATTTTACAGCTATTGAATATATATGTGTGTGATTTACGTTTTTCTC  
TAGAAAAGATTACGTTTTTGGCATCGTAACTTACGATTTCGATAAACTATCCTGAAAACGCTTCAGCA  
ATGCTTTAGGTTTTTAAAAACATTGATTAATAGTAAACTTAAACATAAAAAGGAAAAAGGAAATTTA  
ATAACCTGATAAAGCAATGACATCAGTTTTGGTTGAGACCGTGGGAGCTAAACATAGTGTTTAGTTTGT  
ATAAGCTAAAATCAGGGTGTGGGAGGTTGCGATTACGCTAGAAGTGGTAGATATTCTCCCATCTCTT  
CTTCCCAACTCTACTGAATAAGAAGGCCCTCAACCTGCGAAGAAATATATATATATATATATATATA  
TATACTATTAGATTTCTACTTTATTATTTTATAGTAATTTAACATAGTAACTAATATTTTGTCTACT  
TAGGGTAAAAAATAAGTTTTTACTTGTGGTAGTATAAGTTACAACCTCCATACTTATTTTTCAGA  
ATATTGCAAAGTTCCCTTGTGTGGCCATAACTAACCGAAGACAGTTATACAGCTAAAAACTAACAT  
ATACAACATTGTCCCATCATTATGTGTACGGAAGTTATTTTCGAAACAACATTTCAAATTTCTGTAAAAG  
TTTTCTTAGATAGACACATTTTGGGGTTATAGTACTTCTTCATAAGATAAACAGTTACCAAGGCAATGA  
CATCCCTAGTAGCCAATGCCAATATATCTGCACAAGAGACTTTATTTTGGCACTGAGCATCTCGATCA  
ACAGCTTCCTTAGCTTTAATAACAGTATCAAATCCGTACCAGCAAGTGATAAGTTGTCTGGGTGTTT  
TTTTTCAGCGTTGTTTTTCAAGGCAAGCCAATATCACAGACGCATCGCAACCCTGTTATTAATTTAGTC  
AAACCCAGAAATTTGACAATTAATAATTTTCTTTAAGGGCACTGCCGAACTTAAAATGCACATAAG  
GGCATTATTAGGATATGATTATAATTAACCCTGATTCTTAGAAGAAAACTCTAGTTGCACAGAAA





TCATGAAACAAAAAAGCTTTAGTTACCTCTTGGGGATGAACAATCTAAAAACTGATCAACTTACACGT  
TTCTCAGAATGAACGGTAGATTGGACAGCTGATGACGACATCTTTTGCTTAGTGATTTTCGAGGAAAAAC  
AACATGTTTTTCAGAGATAAACGGTGTACGATACGGATGTTTTATAGTTGCAAGCATATTTGCAGCAGTT  
TAAATGATCTTGTAACATTTTATGAAGTCATTAAACACAATTGGCACTTGATTAGATTTTGGGAAAG  
TTTTTGCACCTACTTATCACTTTGTATAATTTGTGAATCCACCTAAGATTGAGTGAGTTATTTTCACG  
TTACTTCACGTCCTTATCAACGTTAACATGCAATACCATTGCATTTTCATGCAATAAAAAGAGATCGCTT  
ATTAATAATTATTCTATCAAATGATAGGAAGAAAAATTCATAATTAACGTATTTCCCAATTATTTTAGAG  
TTTCATATTTTGAACGTTTAGCAGCTGAATCAAAAATATAAATTAAGCACTCAAACACATGTTTCATAT  
GAGACTTCTTGCTATGGGTCTATGAGCGGTTACGGGTCTCAGACGGACTACCGCAACAATATGCAATA  
TATCATAACCCACATGGAAATAGAAAAATTTGGTGCGCCAAAACCTAAAAAGTGTGTACCATCATTGCT  
ATCGTGACTCCATTTTGAATCTCAACATAAAAAGACCATTTAATCTCCCAAAGTCTGTGAATACACATC  
AAGATGATTAAGGCTAAAAGTTTGGAACTGCTACATTTCTCGATTTCTCGTGGACTAAACATATGAC  
CATTTTGTGACGCGCATCAAGTATAACCATAAATATTTAGTAATTCATAGTATGGTTGGATAATTTTCAT  
AAAATATCTCTTTTGTCTTCCAAACAGAGCTTGTAGTATAAGGATTTTAAAAATAATTACGGAATAATC  
TTCTCAAACCTCGATCCGAACGCTATAAGATTACAATTCAAAAAACTCTACTCGTATTTTTTATAACTCA  
ATTTTTTCAAGAAAAATGTTGTTAATGTGTTGTGACTGCTCAATGTACCCTACAAGGAAATGTCACGA  
TAAAAACAATCATTTTTTTTAGAAAACCTTGATAAATTAAGTGTGCTTATTTGTTATTCAAATTTAACGA  
CATTCATTTTATCAACAATTTTTTAAAAAGTTATTTCTTGCAGTGATATATATATGTGGAAAGAAAAGT  
ATGGAAATTAGAGAGATATCTCTTATTCATATGCATTGATCTCGTAAGCAATTTATAAAGCTCTACATC  
TTTATATAATAGTGGTCGATCAGTAGGCTAGCAAGGACCAACAATATGTCTACCATTAGTAAGTAAT  
ACACTAGATATACATAATGATTTACAGCAATACATATAAAAACTACTTAAATATAAAAAATGTCAAACAC  
GGTATCAAGAATTCAAATTTGACAAAAGGCTACCATATGTGCGATATCGAAGCCAGCTATTTGATATTGTTG  
AGCTCTATCCAACATTTTTTCAATAAACATTATAATAAACATGAAATTTGTCGGTACGCTATATTGTGGA  
CGTGCTTATGTTGAACTCTAGGCAGGCATGTTTGAAGCCATGCAATCGTTAATTAGTCTGGTTAGCCT  
TTGCTTTTTTCAAGCGTTGCCAAAATATGGTTTCTCCGTAAACGTAGATCAATAACAAAATATAGAAA  
TTTAGGGGGAACTAATAGTATAACAAAAACAAAGTAAACACAGCGTAAAGGATGCAACCACAAAATGA  
AGAAGATTACATTCACACCTTAGCAGTTATTTATTTTTTAAAGAAAATCATAGTCGAATTTATAAGCTCAA  
ACATTTGTGTTTTTCAATTTGTCCTTAGTGATTCTATGGCTCTAACCCCTTTTTTCCAATTAATCATCAGTTAC  
ATATGAGTTTCATACGTTGTGCGAATAGGCCAAGTTAGGCTTGCAGGAGTAGGGGTAGCTTTTGCATCC  
GGAATGTAGCAGCATTAAAGCTTTTACGTTGTTGTCCCACAGAGAGTCTCTTAAAGCTCCTTGGTTGAT  
ACTTTAGAAAAATGTCTGTACACGACTTACCAACCGAATCAAATAGTATATTCATCTACACAAAACAAA  
AACATTAGTAAGCATATAAGGTAATCAAATGTTTTCCCTTAACCAACATTAGCTTGTCTACTTCAATC  
GATGCACTTCTAAATGTTTCGTGTTTGTAGCTATGGCAACGTTTAAATCAAAAAACCGCTAACCTTATTTG  
GAAGTAGCTATGTTTTCTCTTGCATAATCAGTATGTTGTGTTAACAAAAAAGAGGCACATGCTGTGT  
TCATCACGCATGAAAAACTAATTACGGACGCCGTGATATGTTGTGACGCTTATTTGGTGAGTACGTGG  
GTAGTATAGCTATAGCATGTGATAGTTTTTCGACCTTCTCATGTGCAGTGCATCTTTGATTGGCAGATG  
AATATGTGTACTATAAACCCCTCGTATAAGCTGGTGGACTGTTCTAACTTCTAACCTTGGACGGAGATG  
GCCACACCTAATCCTGAATTTCTTACTACAAAAAGTAAAGAAAATTTGCTTGATTTTTCTTACTATGAT  
CATACTTCAAGCAACATCGGAACCCAGTTTCTATTTTTGTCAATTTCAATTTGTGACTTTAAAGGTATCGA  
AGAACACTGAAATATTACCTTCTTTTTGCTGGGAAAAGGCCAGTCTAAAAAGGCCGAAGATGGAACCCG  
GATATTCCCCGTTGTAGGCCTTGATTGGCTGCGGCATTTAAGGTTAGATTTGCCATAAATCTGCTTTTT  
TTCTCTAACTCAAATAATGCGGCTCAATTTAATATGGTTGGCAACATTTTTCAATAAATAAGCTGGCT  
TATTCAAGTGAGAAAAAAGCCTATTTCACTAGAATTTCTAGCTGGGGCTATCTACTACATGAAATAAA  
AGAAGTAACTTAAAATCTGCAACGTAACAGACAAAATAAGGACAAGCAAAACAAAATGTTTAAATCACA  
AGCGTCATCTCAACTAAGATCATAACCACCAGCAAGATCCAACATCCAATTTGAGCATAAATCTCCAT  
TCAATTCCTAATAGACTAACAAAACAATTTTCAGAAAACCCCAATTTCAAAAATAGGTACAAGGCTACTACAG  
AACATGGCAGTTTTAAAATACCTAAGTGATAACAATCAAATACTGAAACACAACACAACACTAACAGAGTG  
ACAGACTAAAAGACGATTGAATCGATAAATTTAATAATCATCCAGAAGCTAGTGCCGATGTGTTT  
ATGGAATCTAACTCCTAATTACTTTAAATTAACGAAGCTCATCAATTTTTTTTACAAAAACCTAACATA  
ACAAAAACAACACTACAATTAGACAAAATAAAAAGATGTCCAATTTTCGCAATTTTCATACGAAGGCCCATG  
AGATCAACAAAAACGTAACCGAAACCTCCCAAAATGAAAACCCCGACTTAAAAATAAAAACAATCTTAA  
AATAAGTATATAAAAAAATAAATTATGGCATGACTTACCTACTTTGAGAGAAAAATAAGTAACTGAAAAG  
CTGGAAGAAAACAATAAATAAGTAAAGTATAAACATGCGTAGATAATCGAATGAGTCCAAAATATTAGT

TGATTGCTAGGTTGGGGTTTTCTATCTTTACGTTTCTCTCTTATATATATGTACATAAATGTGGATT  
TACCATTTTTGGATGAGAACCAAATTAATAGGGTTACGAATGAGAAAAGCAGGCCCCGTGGCAAAGCTG  
GTGAGTAAGAATAAAAAGTAATTAAGTGTGATGAAAACAGAGAGGTGAACTAAATTAGTGAAGGAACG  
ATGAGCAAATGTTCTCTTTTTTTTTTATAAAAAATAAATACAAAAATAAGTTAGATTAAGAGCTTGAA  
AAAGTATGAATTTTCAAAGTTAGTTAATAAACCCGAGGACCTAAAAATAAATACTATTAATGAATAAA  
AATAATTACGTTGTATAAATTTTGAATCTTTACTCATTGCAATTTTCCAATACAAAAGTTTCAAT  
GACTCATTGTCATATAACCTCTTCTTCTATATAAATTGATTAATTTACCCCAATTTCTATTATTA  
CATTATTTCAATTTATTTTGGTCATATTATCGCTTTTTTATATGTATTTATAAAAAAAATTTATTTTGT  
TATTAATTAATTTTTTATTTTATTTTAGAGTGTGTTTACAAAAAAATTTGGTAAAAATTTGATTATT  
TTATATTTATTTGGGTATTTATTAATATTATTACCTTATAAATTGCAAAAAACAACAATAAATACNNN  
NNNAACAAATTTTACCGATTTTTT  
TAACAAACAATTTACAAATAAATTTAAAATGTTGATTTAAGAACAATAATCCTGAATACATATGAAAA  
AGCTAGAATATAAATAAAACATGATCTTACAAACATAATCAAATGTGCATCCATAAGTATAAACGCTT  
TTATTTTGGGAAGGTATCACTCGTGTCAACACTAATTGTTGCAAGTTGCAATACTTTATTACTTTTTAG  
CTAGTACCAGTATTAATACATGGAAAAAATATATAAATTTAATCGGAGTTAGTTAAAGAAAAATATT  
AACCGCTGTCAAAATACCTTATTTATAAATTTATTTTAAAAATACTACTAAAAATTTTCAATTTTAAA  
AAAAAATTTGTGGTCAACGTGACAACGCCGCCATACATCCACTGATATTTTGGTTTAGTTATACAAT  
GAACATAATTAACATATGCAAGATATATTTTTCAAATCATATCTAATCCACGTCAAAATTTGTATGGCTT  
TGCTCTTGCTGTCTCATTGTTTGGTTCACATTTGCCTGTTGATTTTAAAATGTTACAAACATATACTAA  
GACCTAGTGATGAGTTAGGGTCGGAACCTGATCCGTAAACACTCAATACCGATCCGATTATTTTTGGA  
GGTGAATCAGGCGAAAGTCAGGATCTGATTTTTTTCGTGACCCGAATTTTCGGGATCCCGTAGGATTGG  
GATAGTTTTATCCCGAATCTCCCGACATATTTTTTTTTTATTTTACGACAAAAGTTATTTTTTTATTAACA  
ATTTTCATTTAATAAGTCTAAACATGTTATTAACACGAAACATAATACTAGTTTAAAAATAACACTCC  
TAATAAATGCAAAAAATAAAAAATTAACATGTAGCGGAAAAAATAGTGTCAAACATGAAGTAAATA  
AAAAAATTTGATAGTTTTTTTTATCAGATTTCTTTAGTATTTAGTTTTATTCACACAAGCAATAATTATC  
ATACTAAATGAGATACGTTATCATTATAAATTTTATAATCGAAAAATAATTATCACTTATCTTTTTTA  
AGTAACAATAAATCTTTTTAATTTAAATATATTTTTTATTTAATAGTTTCATATATTCAAAAATGGA  
TAAATTAACAAAACATACTNN  
NCTAAATTACCAAAAACATACCCTTACAACCTTAACTATCAAAAAACATATCAAACAAATTTAAATTTA  
ATATTGTATATTATTTTCTTTATCTCTCTCATCTGCTCTCTCTCCTTCTTCTTATTTCTCACCATT  
CTTCTATGTATCTCTTATTCTTTCTCTCATCAATTTTTTCTTTATCTCTATTTGATCTTACTCTC  
TCTCTCATACATTCTTCTATGTATCTTTATTTAATATCTCACTTATCTCTCTCCATTCTCCACCAC  
GAAACCCGCCACTAACTACCGAACACCATCTAGATTATATAGATATCCATATACATATAAATACATAT  
ATATACATACGTAATACACAAATATTACATTATTTGATACCCCATATATATGAAAAATATATGGAAT  
TGGTGAGATTGTTTTCTATTTATTGAGTTTTGAGACTATTGTAAACATTTGTGGTTTTTAACTTGAAAA  
TAAGAATTCATATGTACAATATTTGAGAGAAATTCATATCTAGTGTATGAAGTTTTGAAATTAGGGTA  
TGAAGTTTTGAAATTAGGGTATGAAGTTTTGAAATTAGGGTATGAAGTTTTGAAATTAGGGTATGAAG  
TTTTGAAATTAGGGTATGAAGTTTTAAAATTTATTTGATGAAGTTTTAAAATTAGGGTATGAATTTTGA  
AAATTAGGATATAAAGTTTTAAAATTAGAGTATGAAGTTTTGAAATTAGGGTATGAAGTTTTGAAAT  
TAGGGTATGAAGTTTTAAAATTANN  
NNNNNTTAAAATTAGGGTATGACGTTTTATAATTAGCATATGCATATTTTGTGAGTTTTTAAATCATT  
TTAGAGACAGATGGGTGATTACCACGTGTTAGAAAGAGGTACGATTATCGTGTGTTAGAGAAAAGAGGT  
GCGATTAGAGAGAGAGAGAGGTTGCGGTTAGAGAGATATGTTAGATCATGGTTTTGATTAGAAATTAGA  
AAAATAATAAGTATATATAGGTATGTTTTGGTAATTTGATTTTTGAGGGTATGTTTTTGGTAATATA  
ATAGGGGTATGATATGTTTTGTTAATTTGTCCTTTAAAATTAACAAGTTTATATTTTACTTATCTAAT  
TATAACTAATATATGAAACAAAAAGATTTGTAGGTCATACGGTAAAGTGCTTACATTACATGTTAAAT  
GTTATGGTTCGATTAACCTTACATTTTATGTTGAAATAAAAAAAATCATGTTATATAATATAAATAAT  
AAAATTAATTAGTAATTCGGGTCAGGTCGGGACACCCGATCCCGAAGTTTGTGCGGTCGGGACAAAAC  
CCTATCTTTTTTGGGTCGGGACTATGCGGTAGAGATTTTTCTCGGCCATACTCAGACGTGTGTGAGAG  
ATAAATGAACATTTGTGTAATGTGTTGCTTGTTTTTGTCCCGAGATTTTTTTTATAAAAAAGATAAA  
TTATTTCCATTTTCCAAATATTTAGCAAGTTTGTGTTGATAGACTTTATTTATGATTGTATGTGCTAAT  
TATTTGTCACCCTTTATTCATTACTTCTATGCACTTTGATATTCTTAATCTGTCAATCAATATTAATG  
ATCTTTTACTTTTTGCAGGAAACAAGTTATGATATTAATTTGTAAAAAATTCACATAATTCATACTTTACG

TAAC TAAGTAATATGTACATCTTACATAGCATAATTATAGACAAACTCATGCATTGCACGGGTCTCCT  
GGCTAGTAATAACAAAGTAAAAGAAAAGTTAAGGTCCATAAAAAAGATCAGCACCAAAAAAGGAAACAA  
GATACATGGGAACTTTTTTCGGTAAGAACCTCAGAGACAGAAAGTTCACATATACGACCGGTTTTTATA  
GTCACAAGTAAAGTGTGTTGAAATTTGGTTTTCTACCGATGTTGTGGAAAAGAAAATAAAACAATAATAA  
AAGAAACATTTAATTGAATTATTTGCCACACAATTTACCTACAAAACATATGCATTTAGGAGACCGAAG  
CATTATGATATGCAAGATTGTTATATCATTGGATCAAGATCTGTGACAAGATAATGAAAAGTAGAAGG  
AGAACATCCAGAAAAGGCCAAAAATGGAATCACTTTATTATTCGAAACAAATTTCTCACTTTGTCTATAC  
ACACATTTGATCCTCTTACAGAAAAAATTCACATCCGCAACCTCTAGTATCTCTTAAAAATAAATGAT  
TGAATGGAAAAACATGATGAAAACAAAAACCAAGCTCACAAACAAACCTGCATAAAAGAAATAAGTAAT  
TAAACCGGGAGGAAATTGACCAAATACAACATCTGTCAAACCATATCACCACATTGGGAAAAAGATGG  
AATAAATCAATCAGGATGTAAAACAAACCAGAAAAATATCGGCTTCATGGGAGCAGAAGCAGTTAAAA  
AAAGGCCTGATGCTGTCCCTACAACAATTGAGATGTGGGTCTTGAACCTGCAGAAGTTTGAAAAGAA  
AAGGTTAATGTGCAAAAGACAAAACGGAAAATATGGATGTAACATAATGTTTTTACTATGTAACCTGA  
TGTGCAAGAAATGGAGACAAAACCGGAGGCATCGAGAAGACTCAGAACAATTGAAGGGCCATCTTCA  
ACTTATTCTGTTTTCCATTTTCGGAAGCTTATAGAAGGCTATTTTCGGCATCCCAAACCTCTCTCTAAAC  
TCTTGTGAAGAAAGATAAGTCTGCTTACAATAAAAACATGAATTTAATATACCAATTTCTTGGTTAAAC  
ATTATATGACACAATAATATATATATCAGGTAAAATACCTCTCGTTTTGGTTAAATCAATGTCTGTAACAG  
GATCAGTTGAGGATGTTTTTAGCCGCTCATATGGATGTATCGCGAGTCTTCATCATCTTCAGCTTCA  
CCTTCTTTAACATCTTCTGTGATAGTTAATGCTTCAATCTGCTGCTTATGGCGTGCTCTTTAGAATT  
TACGTCTGGTTTTGGTTTTAGGTTCTGAGGGTCACTTTACCCACGAAAGCAATATTTTTAATTTCAA  
GCAAAGTATTGACTAATGGCCTTTTGAATGTTTCGGTTTTATTTTATGAATAATTATCAAAATAAACAC  
ATGTTTTCAAAGATTATACTTTTTCAACTTTTTAATGTATAGGTCATAAAAGACTTCTACGAGAAAGATT  
GTCAAAGAAAGGGTTCATTACAATTTTTATACTATCACCACCTTTTTGATTTTTATACTCCCAATTAATAA  
TTTTGTTATATTACGTATAACCAGACTTTTCATTGTTTGTATATCATTAAGTTCACACCATCGCGTTTT  
TGATCCAGTTGTGTGTACAAAATAAAAAACCTGATAGTTGGGTGGGTGAACATTACTGTAAC TAGTC  
CTAACAGAGAACATACATGTGACATCACATGACATTCGATTTGACTGGAAAAATGGCGGGAGTGTAAC  
CATGAGAAAAACATTCCTACTCATTAATTACAAACACTTCTAATTGGGCATACTAAAATCCGGAATCG  
TGATAGTAGGATGTAAAACATTGTACTAAAACACAAAAGATGACAAAAACTGCTCGACTGATAGTTCTG  
TCATCTTAAAAAAAATCACCATTTACCTTTAACGGCTCGCGGAATCATGGTTTTCCCGTGGCCTTTGTT  
CAAAAGTTGAAGTTATAGAGGAAAACGCTGAAGATCTGGAAGCCAATTTTGACGAATCGGGGGTAACT  
GATCTTGGATAAACTTTTTTAGCTACAGGTGGAGGGGTGAGAGATTTCTCGCATTTAAGTTCTCAA  
ATTAGCCGCAAGCGCATTAAAAGCGGGAGATCTTCCCCTTACACGGACTCTGTCTGGACTGGACGACA  
TACTTCGTGATCGATTTTTCGGTTTTATCTTGGACAGTTGACCTCCCGCCATAGGATATAGGTGCTCTT  
CGCTTGGGTTTTCTAAAATTTTTGCAGCATTTTATCAGAAGTTTTTGGAAAATACACAATATACTAGCAG  
AGAAAGGCAAGGACCCTTATTTAAAGTCAGACCGTCAGCAACTATGAAAATACACGTGTGATAATTTAA  
TAGCGAGGCCACAACTAAATATTCATACAAGATGACGGTCAACATAATTCATTTAACAAAACTAAG  
TTTTGGTAGTAAGAGCAATTGCAGAAAAGGATCCATACAGACACCTTTTGTATCTGTTTTCTTAAAGAA  
CTAAGGTGAGCGTCCACTAATAACCTCAAATCATCTTCTACTGTCAGTTTGAAGAGGAAAAACAAGATA  
ACTGTACTACCATCAGCCCCACCTTTTTGTATCTGTTTTCTTAAAGAACTAAGGTGAGCGTCCACTAAT  
AACCTCAAATCATATCTTCTACTGTGAGTTTGAAGAGGAAAAACAAGATAACCGTACTACCATCAGCCC  
CCTTACTCAAAGGATACTCTCTCTCTCTCTAATTATTAGAGCTAACTTAGGCTCCTTATAGATAAAA  
ATCCCAGATAGTTTTCGGTTACGTGTAAAAATAAAATATTACTAAATATACTAAAAATAAAAGGAAATAAC  
AATAAAGTTTATATATATGTACTATGATAGAGAGGCTTAGTTATCGTGTAACGTGAAAAGTTCATAAAG  
TTCAATGGACTGTTAAAAATAGAGAGGGTGATAAATAGTCTAGTGTGGATGTGTAATGAGTCAGTACA  
AGGGGCAAAAGAGAAAAAAGGAGAGGGATGAGGAAAGTTAACAAAAGAGAAAATGTGTGCGTCAAGTT  
TTGGAGAATGAACGTCAAGTTATGGAGAATGAAGAATGCAGGGGTCTAAAGTTTTAATTATATAAGTA  
CGAGGGTCCATTTTGTATTTCCATAAAAAACACTCATAGGAGTCTAGTATAAGTATTAAGCCTGTTGAG  
CTCATTAGGGATAATGAAGAAGAATATGTTTACTTTTTATCCTTTAATTCCTGCATTATTTTCTTGTA  
ATCGTTACTCTTTATCAATATAAACCAGAAAATCTTAACAAAAATGTTGTCTCATTGTCTGTTATTG  
TCAATTTGATGTGAGTAACTTGTACACAAGATCTTTATGGAAAAGTTCATCTGCAAGAAGCAACATTC  
CCCCAACCTCCTTATGGAATGCATTTCCACAATTTAAAGTGGATAAGCCGGAGTTATGAAGAAAAAAA  
AGGTGCAATCATAAGGAATAAAAACAAAACAGTGCATAAGGTACCGGAAGAGAAAAGATTAGGGAGTCC  
TAAAGAAAAACTGAAGGGAAATACAAAAATCGACATACTTACATCGGAGTTTGGAGTTCCCCCATTTT

TCACTATTGCAAGCTTCCTTTGGAAAGAATTTCCATGCATCTGGACCAACATACACAAAACCTTAGTAA  
AGGAGCTAAAGACATCAGAAAATCATCATTCTTGTTTATTTTTGCTCCAAAAGTTTGTCAATTGTTAC  
TCAGAACATAAGATTGGAGGTTTAGATTTTCGTAACAACCTTGCTTGTTCATGCCATGATAAGCAATTC  
TCATGTAAATCAACGAGCATAAAAAAGAGTAAGTTTCATTTTTCACTGACTTATGCTATCAGATTTGACTA  
TGAAACAACACTGAATTTTTGGAGATGCCACATAATGGAAAAATGAGATACATAAAAAATGTTTCATGAAA  
ACAGAAAAGAAGAGACAAAACATACAGTCAATTAACAGAACAAGCCTTTGTTAATAGAGCATTTTTATAG  
TTGCCAAGGGCCCAAGAGCCACGTAATATGCCTTTAAAAATAAGTCCTCTTGGAGTCTTACTGAGTAAA  
AAAAGAGTCTCTGGAGTCTTTGTATGGGTGGAGGCGGTAAGTGAGATGCAAAAACGATTCTATCTACT  
TTAGAAATTCATATGTTTTATTTATAGAGTAAACCACAAGAAATATTTATACTTAGAACTTACAAAGGT  
CTATTACCCCAAGCCTTTCCATTTAACTATTATCTTCAGTCTCTTAAACAAAAGAAATACAATAGCCA  
CAATTTCTTTAGTTATAAAAAGACTCATTCCAAGAAAACATTATATCTTACTAAGAAGCAATAAAAAGTC  
TGCCCAGAGCACATTGTGTTAGTAAGAAAATATAAAAATGTGCCATGTACCACCACACCACACCACACC  
TATCTTTTTTACCAATAATTATAATGATTTACATCATATTTTAGACCCTTACAGATGATTTTGCAGAG  
TCCCACGTGAAGAAACGTGTGAAAAAAGGAGGTTTCGTACCTTCCATGACAACATAAAATGGAGCTTC  
ACGAGATAAGTTCTCCAGAAGGAAATCTCGTTCAAGGAATTTCTGTGCGGAATAAGTATTAAGCATGT  
ATTTTAGGACAAAATTTAGGAATTACTTGAGAATTAATTTTTTTCAGACTTTCTGACAAAAAACTAAAG  
ACAAAACCAACATAAACGCAACTGTCAAGATTTTAAATGTTTCAGTTCGGAACCTCGGATGTGTTTTTTG  
GTAGGCTGAGAAAACAGATACATACTGCCATACTGGAAACATGAGTGGAGTGGAGGAAAAAAATTTCA  
AAATTCAAATTTGTTGTCTTGCCCTCAAACACAATCATATGAAGCAGAACGTGTGAATTAATTTATTTT  
CTTAAGTTACACGAAAATGGGTTGTTTAGCTTTCTATTAGTAAGACAGCCAACACCGTAATATCGCAA  
TGAAAGCACATAATATTAATTCGTTTAAATAAGCTACAATAATTTAGACTAATTGCAAAATTAAGCAAA  
ATATATTTTTTTAGTAAATTTTATCGAATCCCACCATCAATTTAGTATTGTTAACATATGATAAGAT  
TGCAAAATTAACAGAACATATTTTTTTCAGTAAATATTTTTGCATCACACCATGGAAGTTTAATTATTA  
CTGAAAATAGTCTATAAAAACCTGATTGCTTGTACGGAAACTGTTGAGGTTATTATCCCACATCACTTG  
TGGATAGATCGTGGCATGTGTTTAAATGTGTTGCTCACCTTACTTGCTATGAGGCCTTTTAGTGGGT  
AAGGTATGCGTTTTCAATATGGTATCAGAGCCGGTTAGCCCATGTGATGTTGGGTCACCTCTCCCCT  
CCCAATGGACGTTATATTACACTTGTGGGCCCGTTTCGGATTTAGTCCAGCCCACAAGTGAGGAGGAG  
TGACCTTTTTACTGGGTAAGGGTATGAGTTTCAATAGAAAACCTAGTGCCCTGCCAGGAACACATGGAT  
AGTTTTCTATTCTTTATATTACACAATTAATAATTTTGTAACTTCAGCCTAACTTTGTTCCATAGCACC  
ATCGAACACATGCAAGATTTCCATTCTTTATATTTCAAAGCCAATGGCTATTAACTTTTCACAGGA  
TTTTAAAAATAAGAAAATACTGCAATTTGTGTAAGCAATTAGCCACAAGTGGTCAACCATACCTCTCCA  
ATAGTTAAAGCTTGCATTTTAACTTTCGAGTCAACCTGTTGACCTACCCAGACAAAAATGTCAGAGTG  
ACAATCAAGGATAAACATATCTTCAGTCATTAATCATCCTGGTTGAAGTTGTATATTTTCGGTCCACT  
GCAGAATAAACTCACTAATCAAACCTGACGCTGCACTAGATCCAGAACTACTACATATATTTCTAAC  
TTTTAAATATCTTCTAATAGTTTTTTATTGCTTATAATCACCCAATGCAACACATATCAGTACATTCAT  
ACGGATCTAAGTTAATCTTCAAATAAAAACAAAGCAATTACTAAGGTATTAGAGCTAAGTTTCACAGT  
ATTATATTTCAAAGAGATGTGTCATAATTCGTAAGCTAGATATAAAAATAATTCAAAATTTGTGTATAA  
CTAAAAGCTTTACTAGTTAATTAGCAAAAATGTATACCTTCAGATCCCCTGAGATTGATATAAATTTGTC  
CATTGCAGTTCATCAATGCCAAAAGGAAAAAAGAGCAAAATCCATTAATAATAGTTTAAATTTGAGTAGT  
GAGTATTGAGTATATAAGGGATAGATAAGTATAGAAATATTGTTCTTTTTGCACATAAACATTTGTTAACA  
ATGATATCAAACCTTTTCCGAACGTGCACGCAAATAAGTGAGGATCACTCTCAGAATTCCTTCCAATC  
TTCTGGCTGGAGTACTCAGATTTACCACCCAATAACTCCCAAAATTTGTTTCAGATTCTACACCTTCTTT  
CTGAGGTTTGCATGACTGCAATTTGGCTGCAACCATAATATGCAACAAAAGACTCAGTAAACCTTACT  
AAAGAAATAAATAAACTTGTTTTACGCAATTTATTATATTAATATTACGTTTTTATTGGGTAAGCAGA  
CCTTTATTATGTCTAACTGCCTCTCAACAAGTTCTTGGTCATCTGCAGTTGTCAGGTTACCGGCCCAA  
GTAAAGACGGTTGAGCCATTGTGTAGAATGTAGCAATAAGAGGAGTTCAAAGATGATGCCACCTAGTT  
TAATTATGAAGCTCAAACCTTTAAAATAAATTTCAAACAAGCAATAAGAAATAGCAGATGCTGTAATAA  
TAAAATCTGCTGTGAGTTGTAGCAAAGATTGGGAGATTAGACGAAAACACAATTTTAAATTTCCCGTCTC  
CAAGGAAGAAAGGATTTGAATCCTTGTACAACGAGTTCATACAAAAGTCAGTACCCCTAGTTTCATT  
GCCATAACGACGCTCTATTTTTCCATCATTTTTTTTTCTCAAACAAATCCACTAATTTGCACCTAGCGTA  
AAGGTTGAGTTCTTTTTAAGTTTAGAAAATGATACATTTCTGTCTAATTTATGTCAAGAGAAGAATCTA  
AACTATTATGTGAGGTACAAAATAAGAAAACCTCTGAAGGTGAAAGGAGAAAAGAAAAGGACTCAC  
AGGTTCAACTTGAATTGCTTGCATATTTTTCAGGTCCAGAACCTTGAATGCGAAAATAAGCAAGTCCAT

CCTCTGTGTACGTTACATCTGTAACACCACTCTCGGAAATGTGCTTCTTGAATGCATCACTGTGACCA  
CCCTGAAACGTTTTGTTCAAATTTTGTAGGCAGTTAAAAATAAAAAATTTAAAAATTTCAACTTACAACTTT  
TCCATTATCGTGTACCTTGAAAACAATAAAGCTCTGGAAAGATGGAGAAGAACAGGATTGGCTCGTTTTT  
CCTCAAAGATGCGTGCCTGAAACCCGTATTTGGTCAGATGATACGACATTCATAGTTTCCCACCTAACCA  
GAAAATAAAGTATGACCATAAGTACCTGAACAGGTAAATTTTTTCATGGACTCGGTCACTTTGTTTGCC  
TGTGAAACAGCAGAAACTCGATCTTCTATATAACAGGACAAAAATCATGGTAAACAACATCCATTATT  
CCCCCAAAGGTGTATAGATATATAATTAAGAGGCTTGACTTCGTTAAAGTGCTTACATTACAGGG  
AATTCAGAATAAATCTCTCTATAACAGGTTGTTTGGGACAAAAGGTTGGCTTGAAAAATTTCTCAAT  
TGGAECTTAATAATTTTAAAGTATGGTTTTTCCACTTACACATGTAGCGAATTTGCTGAAAAGAACAT  
GCTTGATCCTAAAATCCTAGATTTATGTGATTCAAGCGTTTTAAACAGGAGAGGCCATTTGCTATCGA  
TGAAGAGTAATAATCAAAGTAAAAAGGGGCGGGGGTGGGGGAAAGTGTTTTTACCTCAACACTTTGC  
TTCCCAAACCATGTCCCAGTAAGGACTTCTCTTTATCTTCTCCAGCATATGAATATTGAAAGATATA  
ACAACCTTCCACTGAAGAATTTTGAATGATCAGAAGCTGAAAGGAGAGTCTTTTCTTGCCATTACAC  
TCCAAGCCTGTAATTATAATTGAATTTAGCAGTAGCAAATATACCATAGAGGTGCAAATTTCTAAAGT  
ATTGGACAATTTTCAAAAAATAATTTCCCGATTTACACTATGAAGAGGACCCTGTAAACAGACG  
GAAACAGACAAAAAGTTACCATATTTCTTAAGACAAAAGTGCAAAACAGATCTAATATCCATGGTTAG  
GTGAAAAACAATGAGCCAAACGGGGAACCTAACAAATCAAACAATAGCATGCTCTGTTACCAAGGCTAG  
GATCAATAACCCATCGATGAGGGATAATACTACACAACAACATAAATAGTTAATTTTAACTTATCTAA  
CAAACCTATACAGATGGACTTGACTACATCTAGTAAACCCACATCATATCAGTTGATAAGATTAATT  
AAAAATGAAAATTGAGTTTTTCTACCTGTAAGAATGTTTCAATATTTATTTATATGCTTCACTGGAGGGG  
GGATGTTCTTAGGTTTGGTGAAGGCACTAAGACATAACAAGCAGTTTAAAGAAATGAAGTACAAAACA  
AGACTTTTCAATGTCATGGTACAGTAGAAGTTTTTATTTTTTTATTTTTTATTTTTTTGTAATCAGTAGG  
AGGTTTTTATTATACACATAATTTTTCTCCCTACATTATTTAACATCGAGGAAGGTAGAACAACCTTTAA  
GCCACAATACATTTTTTACTACCTACATGCCACATCTAATTTGCAAAAAGAATATATATTATTTTAT  
GAACATAAAGCTAATCACCTGTAGATGCCCTGTGCAATCAATATGTGGTTGAGGATCTTCTTTTTGCTG  
GAGCAGCTTTCAACAAACCCCTTTACGTTAATCCCTTGGCGTTTTTAAAGTGCTACACATTTGATAAGC  
AATAAGAAATATGATACAACAATATTGGAAGTCGGTATTGAAGTCGATAATATCAATAGAGCACAAAA  
AGGCAAAAATGACAGAAAACAACAATTAAGTACGACCAACCTTTCTCTTCCATCCTCAGATACAGCA  
ACATTAGCAGACTGAGGCCATACCTCGAACTTTGATTTAAACATAACCGTCTCAAACCCCTCTATCAC  
ACGGATTATGTGAGATTTTTGGACGATTAAGGCTACGCACTAGCTCCTAATTTAGAAAAGTTGGTCAGAA  
AAATGGAAAATAAGGTTTTTAAAGATAAATAAAAACAAAAGCTATAAAAATTTACTTTCAGCAGCTGAAC  
TTGCACTTTTTCTCTCATCTAGAGAGGTGTTTCTCCCATCCACACAAAACACTTCTAGGCCACAGTCC  
ATAACATGACATTTACTAGTATCTAGCAGGTCCCTGGTAAAGAGTATCCGCTCGATAGGTTTCACTCTG  
ACCCTTCTCAACGCTGGAAAAAATATGTTGTTTGTCAACACGAAATTTGAAAATAAATTTGAAAACA  
AACACAACCTCCATTATGCATCTTCATCGCTTTCAGCTTATGTTAAACTGTAGTTTCTTGCATTATAT  
TTTTTTTTCTTGCATCGATTCTTCTTTTAAAGAAAATTTAAACGTTCCAAGTCAGAGTGTGAGACAAC  
ATAGTTCTTAATGTTTGAAGGTTAAGGAACTGTGGATGAATAATACGTAGATGAATAGTACATCTGA  
GTAGAAATAGGTTAAAAAAGAAGTAAAGGCATACTTAGCATGTCATATAACAGCAGGGAATTGCCA  
TTATAAAAATGATTAATTTCAAGGTTAATTATGACCTTCAAAAAACAATCTAAAATTTGCAAAATATTATC  
ATTCCACACAAAATGGACTAATATCACTTGGTCGTTTAGACTTGAGGCATGTTGAAGAAGGATATGA  
AACTGAGTACGAAGTCACTTCACTTTCTTGAACAAGGTTAAAGGACTTGGTGTTCAAAGTTCAGACC  
AATATGTGCATTATACAACATTACAAATAAAAACCAAATTTATATAAATAATGTAGAGTTTTGAAAATA  
ACTTTCTTGAAGGCATATTTTTGATAATCATATTTGGGAGTTACAGGGCTTGAACCTTAGTGGTGAGCT  
GGGTATGCTAAGGCCCTAACCAATAGGACAAACCATTTGCTTCTTAAAGTTGAGTGTAGCAAAACAC  
GATATGCAGGTTGAGTTAAATGGAAGCAGGTTTTTCTCAAAACAATTTCTGGAGTATAAGTATAGTGT  
TATCGAGATCCTTTCCATCCCCAGTCAAATCTTATGCTCATCTAGAACAACATCTTATAAATTTATGA  
AGCATCAAATATAACCTTGCCACCTTGCTAATAGCTATAAAACTTAAAAATCTGATCCGATCCTACCG  
GATTGAAAAGATGGAGTAGTTAGATGCCTTGACAGGTATCATTTCCAATGAGTAGATCAAGAATGCCA  
CCTTATAAGTGAACAATCTAAAGATACAAGAACGCCATCTACCTTATTTAAGAAAGGATGAGTAAC  
AAAAAACATTGAAGAAAAGGCATTTCTCGTAAAAATAGTTGAAAACGATCCCAACAGGAATATTAC  
CGAAACAGCCTTGTGGGGACATCTTTTACAGCCTTGTTCATCATCGTTGAATGTTTTTCTCGGAAGTGG  
AGCAAAACCGCCAAAAAACCCTTCAACAGTATCAGAATCGGCCATCATTTCTCCCATCCTCTG  
AACAGAAAAACTAGCTATTAGTGTGATAATTAAGATCACAACAGTTTGAAGTACTCGATGAATTA

ACCTTACCAATCGCAGCTATATCACATTTTCCGTCATGGAATGTATCTTTTATATACTGGACAAC TTC  
AAGAGCTTTGGCCCTTTCTTGTATAGAGGAGTTGGAACCATTGAACTGGAAAAATTTACCCCTTGGTAT  
CTAGAACGAAAATGTCATCATGGTTAAGAGAGGAACGAGCAAAGGGAACCTGTACATACAGATTA AAA  
AGATCAGGGAAAAAGATTTACTGACAGAACCCTCATCATCCTTAGTTAAAAACAGGTTATAGAAGAAAT  
GGACAGAGTTAAATTACCTCTTTTACATATACAACATGCTTTTCCCTTTACAAAATATACATACGGGTCGT  
ATGCTCTTCCGCCTCAGCATGCTTAAATCCTGACGAAACTCCACCTTCTTGAGGTATAATACATGGTT  
TAAAATAAGAAAGGAATTTCTCAGTTTCGTGTCCCTGTACTTCCCTATACTGAACAGCTCGGCCACCT  
AGAGCTGCATCAAGTTCAACAGTTTTAACGGCCGAGCACCAGCTTCATCCTAATTACAAAATAAAAAAT  
AAGAAGAAAAAGAAAACAAGTTGGTTAGATCATCAAAAAGAGCACGATAACAGAGTGATAACCCATGATA  
ACTGAACTTAAGTTACCTGGCTGGTGTCTTTACCGAGCCAATAGTGAATGTCATGACGTAAGGCACCG  
CTTTTTAGGGAATTTGTCTGCGTAAAGTACACATCAGACATTAATTTTCTAAAAGTTAACCCAGGATG  
ACCAAACCAATGCGTTACATCTCTCTCTCCCTTGAAAAATATTCCTAAAATTAGTCAATTCATGTT  
CTTCATATTTTATCAAATACCTATCCCTAGACAAGAATTGACCTCTATAAGAGTGCTAAACACTTGTTA  
GATAATTTAAACATGAGGACCTTAGGCAATACATGTATTCTTAGCAACCGCATAAGATATCATATTC  
CATTAAC TAACATTACTTTGGTCGTTATCGTATATTTCAAGGCTACTACAATTACTGAAGCATTGATT  
TACCTCTAGAAGAAACCCTAGCTAACAATTTGCTAATAATGTGCAAAAAAGCATAATCATATGCCCTTG  
GAACCAACAACGTTGTTGACGTCCCACATAAAAACATTACGAACACTGACTTTCACATTAACGATCAATT  
TTTTTGGAGACATATGTACATCAAACAGAAGAGTAAAGGC AAAACAATGGTTCACA ACTAGATTAGTTA  
CCTTTAAAATCACATAGGAATCTCCACTGAAAAACTTCCATAAGAGGACTTGGGAACCAGAACAGGA  
CGAAAGTTTTTCGATGCGCCATATTTAGTTCCACTATGCATTATCAAGGAGAGCAAAATGTACATATT  
GAACTTATAAAAAACTAGAAACATCAGCAGAAAATATCTTTTGCATACACAGAGGAGGGAACTTATG  
AATGGACCAGCTGTTTATAAAACAAAATAAGGAACTCCTTCGCAGGCGCTCAGTTAGATACTTAGATAC  
TTCCCTTAGATAAAATGGGTCACACATGAACAAGCAAGTTAGGCTCACTTAGCAAACCCAGTTAACGGGT  
TTTCTAAGGATCATATCATAGTTAATTTCTTGATTGGGATAAAAATGCTAGCCAACTAATTGAGTAAAC  
CAGAGCATTGGTTTTTCAATGTGCATATATGAGTGCAGATGAAAAGGTGGTATGCTTAAAATGCAAGTT  
ATCAGACCTCTAGTATGACCTCTAGTATACAAAGTACAGTTACATAGATGTTTGCACAGAGAAGCCTA  
CGTATTTGATTACTATTACGAAATAATTAATTTAAGCTATATCATAATTCATAAGGTAAATGAAAA  
TAAATGGATGACCACCTCAAACGAGAAAAACTCAGCAGAAACTTTAGGTTTCAATTAAGGACAGCCAAT  
GCGTTAATGAATACTTCTATCACTAATTTTAACTAGTTATGGAGTAAGATTCC TAAATACCCTCATAG  
TCCAGAATAAAGGAGAATATAATCAACTTTACTTTCTGTCAATATACGCAGAAGAAAGAGAAAGAAGA  
CAGCAGGGGAACACAAAAATAATAAGTTAAAAGCTTTTTAGATTTAAAGGATTAATTTCTATCCCTTA  
ATATCTGCAGTGTAAGAATCATGCAAAGGTTTGTCAAAAATAAACATTCGGATCGTAGACACAAAGGAT  
ACGCTTTTTGTCCAGCGCCTTGAAATGATGGGTCTAGATCCCTCATTGAAAACAGCCATGTTTTTAACG  
ATTAGCAGTTTCTAACTGGGGAAGGGAGGTAGAATAAGCCTGAAAAATTTGCATAGCAGGGAATCAATA  
TTAGGAGAAAGACCAAAAAATGAAGGAAAAACAAAGGAATAATAACAGCCATTCATACACTAAATCTA  
TAGACTATAATACAACAGACCAGCTAAAGAAATTTAGAAGGCATGGCATAAAAAAGAAGTAACAAAA  
CTTCAATCTAGCCGAACGGAATATCCTGCCTATCCCGAAAAGGGAACACCTCACCTCCTTCCCATG  
CAAGACAACCTTACAGACATGAAGCTCCTAAAAAAATTCATCCCTTATAATGGAGGTTTCC TAAATAA  
GTTGGACCCAGCCTAAATCCTGCTTCTGTCTAAAATTTGTTTCAATTCGGATAAAAGTTCCCGGTATTTTTA  
ACCGGTTATAGTTACACAAAATTGTTCACTTATGTGCATAGTGAGGCCTTAATAGTTGGGTGATAGCTC  
TTTTCTAGGATAGTTATGATGTACATTCAACTATTACGTAGTTTCAGTTTGTATACCATATTTATGAAA  
AAATTGGTTTAGAGTCGTTTTAGTATCACTGCTATAAAATATAGTACCCCAACATACACA ACTACTCA  
ATTTTCGTACTGAAC TAACAGAATTTTGGGGTATTTATAGCCCATGTTTGAGATTACCTTAATCAG  
GTACGAGAAGTTTCTTGTAAGTTGGGGGTAGAAGATTAACGGAAGGATAATAAATGGAAATTAATTCA  
TTTTCGGTACACAAAATCGAAGTTTTTATAATCTCGTGTACATAATTTAAAATTAGGTTATAGTAGAGT  
GTAAACCTTAATAAACAGCTCTTTTCCCTGAGAGAAGCTTTGTTGGATCCTCTGCCTAGATGCGCTAT  
TATGACTAGCTGGTATCTATTTTTAGTTGATAAACTACTGAATCTTGACAAAACCCAGCCAGATACAAA  
TGGTTGTGTTTTTAATTC AAGAGGTAAATACACAGTTTCCACCATTGAAGTGTGACCAAACCTACTTA  
TATTGACAAAAGCAACAAAATTTAGTTTTTATCATGTATTTTACTTAAGATTTTCAACTTCAATACT  
TTTTCCCCACCCCTCCAAGATAGGAGAATCTGTTTTTGCCACTAGAAACATGGGGACCTTACCCGTC  
TTTTACTACATTGCAAGGCATTATGGGAGCTCTCGACTATCATATAATCTAAGTTGTAAATTTTGAGC  
ATGTTACTTCAATTA AAAACCGCTTCATGTTTTAATAGTTGCAACAAA ACTGGCACGGGCTTGGAGCACT  
CTCCCTCCCAAGCCAAAGAGAAGCCCACGAAGCCCCACTAGCCCAATTCGTGAAATTTATTGGTCAGC

TTGACCGATCAGCTTGATCGATCAGCTCGTGCCTCTTGCTTTTGCAGAGCAAGCGCTCTACCATTTGA  
GCTAATCCCTTTTTTAAAATACGAGTAAAATCGTGTCTACAGCCTGAAGAAATAGGTGTGACTTTTCA  
TCAGGTCCCCATTGGCAGTGGAAAACTAGGTGGAGACTACAACCTCTCCTAGTCTTAATAGAAATGA  
GGATTTTTTTTTATTTGATTAATAATCTTACTATTATAGCATTATACCTTCGCATAATAAGGAAAAGATC  
TCATAAATGTATCCCCCTACTCAAATCTTGGCCGTACCAGCCAACCTCTTCACGTAGGAAAAAGATCTC  
ATAAATGTATCTCATAAAAAGATAAAAATATGTTTGATACACATAATTAAGACTAAAAATTAAGGGTGG  
GCATGTTGGTTGTGCCATTTTGAGCGCCCTAAACTAGAACTGGCTTTTTTCGTAAGTATAAAGTGCTGA  
AAGGCTAAAATAGATTAATAAAAAAATCAAGATGTATGGTAAAAACTAAAAAGATCAGTTTTTTCTTAA  
TATTAATAATGGAGTGCTTTTTACTTTACTAATAGTTCCCTCCCTGTGAGTGACGATTCTGTGCTTTTGA  
GGTACTGGATGGGTGGTTTATATTAGAATGGATAAAAATGTTGTACATACATACAAATATATCATATAT  
GTATGCTTTTACTGCTTAAAAACAGGTACTAGTATACAGCGAAACCTCTATAAAATTAAGACTCAATTA  
TTAAATAACCTCTCTAAATAATATATTTTTTCCAGTCCCTGAATGTACTAACTTAGTATATCGGTTATAT  
AATACTCTGTTAAATTAATAGAATTTTACGGTCCCAATGTTATTAATTTATATAGGTTTTACTGTAAT  
CATAATTTGCAGCTCTCTAAAAAGATTAACCTGCAGCACTGTTATCGAATATGCACACAAAATTTCCAT  
ATAAATAAATAAAAAACATACTATAATATTGTATGCCTCACACTACTCAAGATGGATATTACTTATTAG  
TACTATAAAATATTATAAAAAACACAAATTTATCATAACAGACTTACTCCTCGCACATTTATCAAAACAT  
CGTCACATAAAATATTATAAAAAACACAAATTTCAACACTAAATAAGCATCACAAAACCTATTATTCAAC  
TGATTTTCAGGCAGATCACAAATCTAGATGAGAATTTAACCCGAAAAACACAAATCCACCACATATACAT  
ACATAATTATACATACACATGTATATAAGTATTCGAAACGAGTAATTAATACAACGAATGATCAATA  
AAGCAATTAATAAATAAAGATGGAATAATTCACCTGTGGGATAGCGATTAACCTTTGTAGACGAATC  
AAAGGATGAGAAATTAAGCTGGATTGGGATAAAAATGGGGTTTTAAAAACAGAAAAAGTAGAATAAGAATC  
TACAGAGAGATACAGATATATATATATATATAGAGAGAGAGAGAGAGAGAGAGAGAGAGAGAGANTATA  
TATATATATATATAG  
AGGCAATGCGTGCTAACCCTAACCGCAGCTAAAAGGACCCCTCGACGTTTCATTTTTACTATTTTTAT  
TTACATTTTCATTTAATTAATAACTACTTATGTGTTTTAAAAGTGTTTAAATTTAAGTACTATATTAAT  
AAAGACAGTCAGTCATGGAATGAGAGCTGTGACCTGGATTTGACTATTTATTTTGTGTTTTGTTTTGTA  
TAATTTGGAAAAAATACGGAGATAAAGGCTATGTTTTGATTCAATTCAGCGAAGTCCACCGTTGGGAT  
TAGATTATTACAGTCTAATTTTTCTCCAAAACACAATTTACATGATTTTACATTTTCGTTTTTGAACATA  
TTTTAATTTAGATGAGTATGGCATACTTTTTAATTTATAGCATTATGAATACACTTGTTTTTGGTTTTTCA  
CACCAAACGTAAGAAGTCTGAGTCTGCAGACAATAAATATTGTATTCGATCACTTGGTTACTCGTTAT  
AAATAAGATGTCTCATAACATAGGCATGGTTTTGGTGTGTTGATTAATATTTAAACTAAGGTGTCAAAAC  
GTTCCGAACCTGCAGGGACGAGCCATAGATTTTGACTTTAAGTCGATTTTTTTTTTAAATCAACGTTTT  
ATTTTGTTTTTTAAAGTGTGTTCAAAAAAATCTGTAAAAATTTGACTTTTTTATATTTATTTTTGGT  
ATTTATTAGTATTATTATCTTATAAATCGTCAAAAACAAAATAAATACCCAAAAAAAATATAAAAGT  
CAAATTTTACAGATTTTTTTTTCAGCAACATTTTAGAAAAAAAATAAAAACGATGATTTAAGAAAAAATAA  
ATCGAAAAAATTTACGAATATATATGAAAAATGCGATAACATACCGAAATATTAATTTAAAAACATAA  
CCAAATGTGTACCCAGAGTTCATGATATTTGTAAGTATGCCACTGGATTAGTACCTAGGAAGTCCATG  
ATCGGAAGATTCTTTTTTACATATCATATTTACTTATCAGTATAAATAGGCGTGGGATTGGCAATCCCA  
CGTCTGCGTGGCACTACCACGTGTGCTGTTCAATTTTTTTTTTTCTTCTTATTTTTTTTTTTCTATTATT  
TGTTTTTAAAATATCAAAAACCTTTTCCAATTTTTTCTAATTTTATCCAAAAAAAATCTAACCATCAAA  
CTCCTCATATTTTACAGATTAATATATTTTTTTTTTATCAAAATCAACGTCACCTTACCCTACAATTATCCCC  
AATTTTTTATATAAAAAAAAACCTTTCCAATTTACCAAAAAAAAACATCCCCAATTTTACCAAAA  
AAAAACCCTAACCATCAACCATCAAACCTTTTCGTATATCAAAATTAATATATTTTTTCTCAAATCAA  
TATCACTTACCCTACATTTATGCACAATTTTACCAAAAAAAAACATATCCCAATTTACCAAAAT  
AAAACCTCGCCCAATTTTACTAAAAATAAACTCTAACCATCAACCACCAAACTAATGTTGATGGTTAG  
AGTTTTATTTTTTGTAAAAATGGGGGAGGTTTTATTTTTGGTAAAATTTGGATATGTTTTTTTTTTTTGTAA  
AATTGAGGATAAATGTAGTGGTRGAGTGATATTGATTTGAGAAAAAATATATTAATTTGATATACGA  
AAGAGTTTGATGGTTGATGGTTAGGGTTTTTTTTTGGGTAAAATTTGGGATGTTCTTTTTTTTGGTAAAT  
TGGGAGAGGGTTTTTTTTTGGTAAAATTTGGGATAAATTTGAGTGGTAGAGTGACGTTAATTTGATAAA  
AAAAAATATATTAATCTAAAATATAAAGGAGGGAGTGCCATGCAGACGTGGGATTGCCAATCCCACG  
CCTGTTATAGTGATAACTAAATATGATATGTAATAAAGAATCTCCCTCCATGAACAGCCAAACAATTT  
ATAGGACCATTTGGTTACTGGTTAGCAGGGACGGAACCAGGATGTTTTTTTTTGGGGAAGGCATGGGGTA  
AAAAATATATCGAATAGAGGATAAAAATAAATAAGATCTAATACAAAAATAAAGAATTTTTTCTATGTT

TAACATAGCATAAAAATAAATACGAAGTTAAGACAAATGGTATTGGACAATAAAAATATATATTTTTAGT  
AATTTTTGTTTTGGAAAAATAGAATGGTTATTTACGAAATTTGGTAATTTCAAGATAAAAAACAGAATT  
TTATAGAAAAAAACAACATAACATGATTTGAACTCCTAACATTCTACTGCCTTAAACCCAATTTTACCA  
CTACACCAACAAATATTTTTGTTTAAATTAGGAGGGACCATCAATGCATATATATTAGAAAAATTTTAAAT  
TACACATATAAAAAAATTTAAAAATCGCCGTCGGGGGTTGCCGAGGGTGGCCACGGCCACCCCCAGCC  
ACCCCTGGGTCCGCCCCGGCTGGTTAGAGTAAACTCGTCAAACATACGCATGTTGTTTAGTTAATA  
CTTATTTATGTTTGATTTCGTCAAACCAGGGGCGGATTTAGGATCTCGAGTCGGAGGGCCTAATTCGG  
GAAAAAATACAATCATAAAATAATCGATAAAATTAATGTTAAACATTCATATTTTGAGTTACAATT  
GACCTCTACGCTATGCCATTATTTGAAAGTATTTTATAAATAACTTCCTTTGATAAACTAGTTGCAAAG  
TCTTTTTCAATATGCCATTATTTGAAAGTATTTTATAAATAACTTCCTTTGATAAACTAGTTGCAAAGT  
CTTTTTCAATAAGAATAACAGATTATCACTCAACCCTCATTATTCATCCGTTTCGAAGCCGAGTC  
TTCACAATTTTAAATCCCTGAAAATGTTCACTCAAACGTTGCAGTTGTGACTGGTAAAATCAAAGCCAA  
ATACAAGAGTTTATAAACAAAACAGGAATGCTAGATTTCTTTTACTTTTAAACCATCATCTAGTAAGA  
TCATTTATTCCTTTTATATTACACAAGATCAACATTTGAGCGCATATCCATAATAAAGTTTTCAACTTG  
ATTTGAAAGGGATAAAGGTCAAATCAGAGAAAATTTAGGATACAAAATTTGCAAATCGAATCAATTT  
CCCGACGTCGAAGGGAGGAATGAGTCGTGTGAATCTATAAGATGCGATGCAACGCAATAACTCGATA  
ATTTAGCTTTTGAAGTTGCACATTTATCACGGAGTAAATAACTCGACACAATAGTGATGAAAAATTTGT  
TCTTTTCTCGGCTCTACGTAATAATATTTCTTTCACAGCATAACATCTTCCATGGTTAGAATAGAAA  
TATCATTTTTATCACAAAAATATAAACTTTTTCTACTAAAATAGTCCCATCCGTCATCCCTAACTTT  
TGAAGTCATCTGTTAGAAATATAAACTAATCTAATAACATTTCTCAATATTTTGATATTTCTTTGCAA  
CGCCTGCAATAAATCATTTGTGATCCCAAAAATATTTTCCATCAGTGATGTAAAACAAAAGTCAAAT  
GATTGCATAAATGTTATTATAAGAGATGTCACATACTTGTGACGGCATTTTGACTCGTCATTGCTAAT  
CTCATCAATCACGTCAACTACAACACCAAAACAAATTTGATCAATCATCAATCTATCAAGAGTTCTATAA  
TGTGATCCCCAACGAGTATCACTTGGACGAATAATACAACTTTCTTAATTCAAGTCTCCCGGTAATAA  
TTTTTTCATTTGCTAGCTCATCAATATTTCAACTAGCTTGTGCATCTAGTAGCATATCTTTCTTTCTT  
ACAAGAGCCTCCTACTGTACTCACAATATTAGAAAAAAATCAAAAATAAAACATTTGACAAGTGAATGT  
ATTTTCGCTACTCCACAAGAGCTAATTAAGTTGGTAAGCAAAAACATGAATGTGATGTGCAGACTCA  
TACTCTTTCAAATGAGAGCCTTTAGTCCATTAATTTGCCCTCACATATTACTAGTTCCGTCATACCC  
TTGTCCACGCAACATAGAAATACTCAAGTTATGTTTTGAAAACAAATCATCTAATGTTTTTTTTAAGGG  
ACTTTGCAGTAGTATTTGCTTCTGTGTAGACACATCACGAGCTTCATCAATAAAAACGAAAAATAAAC  
CACCGACGAGCTCTTTTATTATAAGTTTAGTGGTTTACGAGCAATAGCTTTAATAGTATCTTTTTGA  
ATGAGTGAGAAGTTAATTTAAATTTGCCTTCGGCATTGTCAAACAAAACCTTACTAACCTTTTCACTG  
TTATCAGCAAGACTGCAAAAGATTGATGAACAAAACCTTTGATGTTGAATCTTGGGATCATTTGTGT  
CCACGAAATGGGAGACCATGATGGAAAAGAAATCTACCCTTAATTTGAAGATGCAAGATAAAACATGT  
AATCATGTTTTGCTTGATTTGTTATCTTAAACGTAAATAGTTTTGATATGTTGCTCTTCCCTTACCTAGA  
TTTTTACTTTTTCTCGTGCATTTGAAGTGAAACTATTAAGACCCCTGATGGACCTTAAAAATTAGGT  
CCGATGCGTGAACCTTCAGTTCCCAACTGAGAACCAATGAAATTTGCTCCCTTCTAGGGCATGACCCGTA  
CTTCTTGCTATTGTTGCGTAACCTGTGCACAAATAGCTAAGATCAATGAGTACTTGGTGGTTTTGACCA  
CCATTCAACCTCTTTGCGCTTACGGAGTTTGTAGCCCGTGTGGCTAAAACCTTAGAGGGGGGTGAATA  
AGGTTTTTGACGCTTTTTCGCTAATTAAACTTAAGTGCAACTAACCACCAACTAATGAAATTTCTAAG  
CTTAAGCGTATTAACAAGAGTTAATGAATTGCTATAAATTACTAAACGCAAGTAAGAAAAATAAGCAAAA  
GTATAAGTTGCGGAAAGTAAAAGTTAGGGAAAGAAATTTGCCACCGTGATTTATAGAGGTTGCGCAAAA  
CGGCCTACGTCCTCTCCTCGGTCTACCGAGTATTTCACTAAAAATAATTTTCCCGATTTTACAAATCC  
TATCGAGCTCAATCGACCGATTGGCTCACCTCTACCCGATGTTTCTACTCTTGATACAAGTGCAAGC  
AAACACGTTTAAATGAGTCAACGACTCCCCCTCAATCTATGAGTACCCAANNNNNNNNNNNNNNNNNN  
NN  
NNNNNNNTTTATCGAAAATTAACAACAACACTACAATTTGATTGCTTCTAAATAAGCTAATTTGTGGT  
TTTGATGATGTTTTGATGATGTTTTGATATTTGGTTGAGCTCGAAATACTTTCTCCTTAATTTCCCTC  
TTTTTCGAATATATTCACCAAAATGGTGATANNNNNNNNNNNNNNNNNNNNNNNNNNNNNNNNNNN  
NN  
NN  
NNNNNNNNNNNNNNNNNNNNNNNNNNNNNGGTCGTTTTCTACAGTCGATCGGTTCGTTTTTCAGAAA  
ACGATCGGTTCGTTTTTCACTGAACTCTCTGGAACATTCTGGACCAAAAACGATCGGTTCGTTTTTGT



CAGTCGATCGGTCGTTTCTTCAGTATTTCCGCTATTCTTCGAATGCTCATAACTCCTTCGTTTTAGCT  
CCGATTCTGGTTCCACTTGAACCGTCGGCTTCATTTTCGAATGCTCTATCTTTCTGGTGTTCTGAAAT  
TTACAAATTCTCTTTTTGGAAAAGACAAGCATTATATCAACGAAATAGAGAAAATAGTAAAAATCATTTAA  
AACATAATCAAAGTTATAATCAAAAATCTATTATTGAACTCTAAGTTCAACATATATGTTTAGAGGGGG  
AATAGAAGTGTGTTACTTACTATTTCATAATAAGATTTTTTTTTTAAAGAAAATCTATATTTTTTTAATGTAT  
ATTAATTCTATCGGGTCGGGTCGAAAAATCCATCGGGATAGAATATAAAAAATCCGACACCGAACCGAA  
TTAGTTCGGCACGGGACAAAAATCCGACTTTTTAAATCGGGACAACATCGAATCGAGAAAAAATCGGA  
TCGGGAACGGGTCGAATGTCCGATCGGATCGGGATTCAGGAATTTTTTCCGGCCCTAGAGGTATTTA  
TCTTGCCACGTACCACACTCATGAACTAAGCATTTCGAAATCACCGTGCATGAGACTCAAACGACCAA  
TTACAAATAAAAAACTCACTTTAAGTGCAAAATTCGAATAAAAAATATACATTTTTGTGAGCAAATTTGTTA  
GAATAGATAAGGGGATGTATTAATGACTATTGCGGCCCTTATCTGGTTTTATTATTGGGATCCATCAT  
GAACCTTACAAGTCATTACAAAATCAAGTTAGGCAACCAAATACACAAAATCCGTTATTGTGATGGTA  
AGTGTATGTTGATAAATTTAGTAACAAAATATGTTGATGTTATGTTGTTATTCTATTGCTAAATTTTT  
TGATATTTTTTTATTTTTTTTCGACACTTACTTTAACAATAAAATATTGAGATGGTACTGTGGCATTTTTTA  
TTTATCGTGAATGATGCATTTAAATGGATAAAGTGATACTATCATACTATTAATCCCAACACGATAAG  
AATAATGCTGTTTAATAGTTTTTTTTTTTTTTGTGAAAAAAAAGGAATCCTTATTAAATTTGTTTTATGCA  
TTCCGATTTATTTCATACACTTTTTCTATTCAAAGTTCACAAAAAAAACGACCGTGTATTTCATCCGGGAA  
CTATTACGACTCATGCTACTAGCCGAGTTAATGATATATACTGAATATCAATATAAGGATCTCAACAA  
CCAGCAAGAGTTGCAGACCAAATATGTCGGGGAAAAATGTACGTGATTACAAACCATGAGGGAGTCCAT  
AAAATTTAAATGGTCATAATAATACACTATAAGAAAATGTGAGAATAGTAATAGACAACCTTTTCAA  
ACTGTTGGTAAATTAAGAGTAACTAGTTATGTCTTGTGGTTCAAATCTAACGATCGATACTCATTTCTA  
CCAACACTTTTCAAATCTCTCTTACTAAACATGATATAATTTATTTTTAGGGAAAGTAAGAGTAATA  
TTTTAACTATATATGTTTTAGTCAAGCAGTTAACCCTTTGTGCATAGTTTTTAATTTCTCCACTAGTCCA  
TCCAATCTCCCCATAATCAACTCTAGATTTTTGTAGACAGATTGAGAACAAGATATCTGGATTTTCCG  
TGTAATCAACACAAAATCCAATACAAGAAAAAGAAGAAGAGGAAAAATGAAAGATGAGAGACAGAAAG  
AGATAGGTGGGGGGGACCTTAAGTGGTTGCACCAACACGGTTTTTTCAGAGAGAATCTAGTAAAAGATCA  
CAAAGACAAGAAATAATTTCTTACCTTTCTTCAAGGCAAAAGAGAAAAAAAAGAGAGGTTGGTTAATAT  
TTTTCAATAAGAAGCACATTTAATTAGACCAACTAGACTTTGTTGTTTAAAGGCATCCATAATACATGT  
AAAATAGTGTCAAATAATCATTTAGTTAACATGTTAAGTACATGTGTGTATGTTATATTTTTTCTCTCA  
CATTGTTATGCTATTTAACAAAAGTTATTTCTTTATAATATGTTAAGAGATGGAGAAAAATAAGATAGA  
GTTAATATCCTGAAACGGTTAATTATAGAAATACTCAATTAGTTTTGCCACATCATCAATTAAGAAA  
TACTCAAGGTTAAAGTTAATTGATAGTTTAAACACAATAATGTAGAGGAAAAAATGTTTGTAAACGGA  
GTAATATTTTTATATAATAAGAAAGATAAGTGTATAATCTACTCAGTATTAATTTTACTTTCTGTAAT  
TAGGGTTTTTGGCCATTTTTTTCAAGAAAAGTACGTACCATAAAAAAAGTAATGCTAAAAATATGAGGC  
CCACGTTGGTGTGATTAGTATTTTACTCTTCATGCGTTAAATCAATAAGATCTTGAGTACTACACTAG  
TACTATATAATAATAACGATGTATGTTGACGTTCAACCTAAATGAAAGTCGCTACGATATGAGACAAG  
GTATCTAGAACTTCTTTTTATCTATCTGGACTACTGGATTAATAAAGAAAACCAAATTAAGATT  
AAATAATTTGAAAAGTTTTTTAGTTAATTTATGAAACAGATAGTAGTTCTGCTTCTGCAAGCCAACA  
AATTATCTTGACTACTCAATAAAATTAATACTATAAAAACTATACATATATACTACTTGAGAAAAGATCAT  
CCAAATTTCCACCTTACGCTATCCTTTTTTACCCTCTCTTTTTCTTTTTGAAAATAATTTTTTTTTTACCCT  
CTCTTGAAGTGTATATATAGATACAAAACAAGCAAGGGATATATCTACTGATTCATCTTCACGAAAATA  
TGGAGTTGAACATGGAAAAGGGATCAGCTACCATTAAAGACGGAGAACAAGATGATAAACTAGAAGAG  
CAAGTGCAACTTTTTTCATGTGTTGGCAGTAGATGACAGTCTTATTGATAGAAAAATTAATGAAAAGCT  
TCTCACAGTTTTCTTCATAACCAAGGTAATACATGTTGTATTTTTTTATATTGTAATTAGCAGATTCTGT  
ACCGAAGCGAATAATTAGTAACTACTCTGTTAGCCTAAGAAGGAAAAATGATATACTCAAATTCATTTT  
GAACATGAAGAGGCCATCAAAAATAACGTATATCCTGATGGTTTTTAAAGTACTATTGTATATTTATTTCA  
GTGCTAAGTTTTGTGTGTGTGTTTTCTCTTAAAGTGAATGTTTTTTCAGCAATTCAGTTCTAAACTGAAT  
GCAGTGTGCCTCAGTGCCTGAATTTGTATTTTCAAATCAGGATTTTCTAAAAAGAAGCAACTTTTCCCT  
ATATATACTTTTTGTTTTTGTAAATTTTGAATATATACTTCTGTTTGGTAAATGAATAAATAATTTTT  
TGACGGTTCTCTTCATTGTTCTTAGCTCCAAATGCAAGAAAAGGAAATATAGACATATAATAATACTAG  
TAGAGATAATAAGTTCATAACTAAATTAATCTAATAATAATAGAAAATAAATTAATGGGTTCAAACTTC  
AAATTGATGATATCCATTATTAACAGTTCCCTTTTTCTCTCTTGTTTTTAGTGACCTGTGTGGATTCTG  
GAAACAAAGCTTTGGAGTACTTGGGATTAGTGGAAGATTTAGAAAACAGTGACACTAATCCCATAGCA

TGTGAACCTCTTTGTGCTTGTCCCTTATATATGTTTCATCCCCACATCAAGAGGTAATTAAGAACATTTT  
TTTCTTAACTATTAATAATTTAAACTCAATTAATCTGTGTGTATATAAAAAAATTCACAACTAATAT  
GTCCATCACCACATCAAGAGGTACACCTAAGTTCTTAATCAGAAGGTCTTGCTTGCCTTTGTCATATCA  
TTTTTTTTCCAATCAAATTTACACCTATGGTTTGAAGGCTTCTATCTCGTGTTCATGCTTTTAGGAT  
ATATAATTGGAATTTTATTATGATTTAATTATCAACTCTTTCATTTTTTCTGACCAGGTGCAGGGGTC  
AAAAGTGAATTTAATTATCACAGATTATAGCATGCCGGGGATGAGTGGTTATGATTTGCTTAGAAGAG  
TTAAGGTAAAGCCACCAGAATATTAATTACTGCTTATATATATTTATTTATTTTCATTTTGATTGAGA  
TTTAAATCACCAAAGCTAGAACTTATTACTTATTTTTCAATCTATCCTCAACAGCTATAAGTAAGT  
TGTTTTCTTGATTTCTTTCAATTATTCCAACTAAAATTTCTGTAATGTTAATCCTCGGAGACCGAGAAC  
TCTTGTAGTGTATCAAAGGTCCCAACTCCAAGTCCCTCTTATTTTTGTCTAATTTGCTTACCTTAATA  
TTGAAATTGAATCCTAAGCCGGGAAGAAAAATAACTGCCTGGATAATGGAAAAGATAAATAAAGTAAA  
ATTATTCGTTTAACTATGTTGTCAAATCAAATTAGATTAGTTTTTTGTTTTTTCAACTGATATTAAG  
ATCTTCTGTACATACTTTTAGGGTTCTTCATGGAAAGATATACCGGTTGTGGTTATGTCATCAGAGA  
ATGTGCCTGCTAGAATCAACATGTAAGTCTCATGTACATAAATAGTGCCTACAAAATCTTGATCGTA  
AATTTGCGATTATTCATTGCTATAGACTATAGTATACGGTAGTAGCAATGGACGATCCAGATGCAGTT  
ATGGTTCGAGCTAGCTTTACTTCAGGTTTTTCATGAAGATAGATCCATCTTTTTCTTGATAGATCCCT  
GGGCATAACCAGGCGAAATCGAATATACTCAGAAATCTATAAATTTTTACTTTTTGCAAGTAGATCCAT  
CTTCATGACAACTACTGATCTCCCTCAGTCCCAAAATAGTTGTGTAATTTTATTATAATATACGTCA  
CAGACTCATATATATTCATGAAAGTAGACACAAGATATGAGACGGACTGAAGCTACAACAAAATGAAA  
TTTCCAGTACAAAGACAAAAGTTCTTATATGAAAGAAGTAGACTTGTCTTTTTGACCCCTCAGTGTA  
AAAACCTTGATCTCTTGTAACCTAAACAGAAAAAATTTAATGCTCTTAAAATTTAGTATATTA AAAA  
AATTGTGCGCTTGTCTTTTTGCAGGTGCTTGGAAAGGAGGGGCAGAAGAGTTTTCTTCAAACAGTTCA  
ATTATCAGATTTGAAAAAGCTTCAGTCTCATATTTCAAAGCCTATTTTTAATCAAACGTCAGAGTGT  
TAGTAGAAGAAGAAGAAGAGGAAGAAGAAGAATCATGAACATCATGGCCAAAAATGTTAAGTAAA  
AGAAAGGCGTTTTCTACAGATTTCTCAGAGAGAAGTAGACCTAAAATGGAGGAACAGCTGTACTTTA  
AATTCTCTACATTTTTCTTGTGTGGATTATGAGTATTAGGCTTACACTTTTTCTATTTAGCTCTATTA  
CATTGATATCTTATATTCAAGGTTCAAGTTGAGGAGTCCACCTATCCTTTGTTAAGTTATTTCTTGC  
TTAGTTCTGTGCTTAATATTAATCTAAGAAAAGATTTAAGACTTCAAATGAATGAAGGGGAAATCTCA  
TCTTTGGACAAGTTAATGCATAAAAATTTTTGAACAAGGTGCGTGATTTCCATAAAAAACTTTAATCA  
ACTGACAAGAAACCAGGGTAATATCTTACTCTGAATGAGGATGACTTTGAAATATAAGATACGTGTA  
ACAGTCCAACCTAAAAATGAATTTCTAACAACAAAAACCTTCAA AAAATGGAGGAATGAAATTAAG  
CATTTTAAGAGTAAATGCATCTCCTGGAATAACTCATTTAAGACTTTATTAATAAGTCAGATTA AAC  
CAAAAGGCAAAAATAAGGGGATTGCAGGAATAACATAATGTAGTCCACCACAATCCTAAAATCATTTTCA  
AAACACTGAAATATTTTACTACTAACACAATATTTCTGCTTAAAGAAAATACACTATCTATATGTTGGTCAA  
ACTCTTTCAAAGAGATTTGACAACCTGTAATCATTTTTGAAACAAGTTATTTGGTGAAGTTCTAATTC  
TAATATAGAGAAGACATGTTGAGAAACCAAGTGGGCTGGGATCACAATCGAGAAAGACAACACAGTGT  
GCAACTCTAGTTGCAGGGTACCAGTTTTACATGAAATGGTGTCACTATGGTATTATAAATAACTGCGCC  
AAACAGTCATCTCGCCTAGAAGGTGGACAATTAATCCAGTTTGTGACCTAAGGTACTGAAAAATAATA  
AAAAAGATTTCAACTACTTGTAAAGGAAATTTGTTGTAATGTTTGTGTTGCAATCGGAAAGTATAGTAAT  
ATCAGATACTTTGCAGTTTTCAGAATCTGAATCAGATGGTGTAAACTTAACATTTCTGATGAAAAATTTG  
CAATGTAGTTGGATACTATTAATAATAGATGTTCTATGGTGTGCAACGGGATGGTCCCTGTTTTG  
AAGAACTTGAGCTTCATTGTGGTGGAGACTGGAAATCTCTTTTTCTTTCATAGAAATAAAACATGATA  
TCTTACCCTCTAAAAATGGCTTTCAGCAATGCCAGGATCCGCGACCTTTAAAAAGTCGATGATCATTTCT  
ATCATTTTGTGAGACAATGTA AA ACTTGATTTCTGGAAATGAAATTAGTTTAGAGGGGAAAAAAGGTA  
CCATTTCCCACAGGTATAATGAGATTA AAAA ACTTTCATAACTTGTAAGTTAAAAAAGGCAGTACG  
AGTATAGCAAAAATAAAACCAAGACGCGCATCTACAGCAACAAAACCGATAGATTACAACTAAGCTTT  
CGCCAGAACCATAAGTCTGATCCGTCTAAACTAGCTAAACAGTGTAGCACATTTATTCAGCTACTGGGT  
AGAAAAACAACAAAACAGTACAACCAGAGAAGAAGAAGACGATCCACAGCCAACAATCCA ACTCTCC  
AGCTACCATAATTTAACTATTTTTGCCGCTGCCAAAAACATGTATTACTTGCCTTATTGCCCGCATAA  
AACGGAGCTGCTTCTGCAAGAAGAGAAGTAGTTTTCGAATAAGCACAAGGCAATAAAAATTATAAATACG  
TATATAGAACACTTTAAAATTTGGGTAAAAGATACGAGGTAACCAAGATCAACTATGGATGCAAGCAAG  
AGCACTAGGTTTTAGAACCAAAAATACTTTCCAATTAACATTAAGCAGTCTTTTTCATGAATAATATTTA  
GTTCAACCACGATTAATAAATCTGCTTATTTGACTTTACTGATGTTAGACATGAGCTAACTTAGTTA

AGAACGGCAGATCAAAGAGGCATACAGCATACTCAAACCACAAGTAGCTTATTGTATAGCTTGCCTAC  
TCAACAAATCACAGGATGTCCATCTATATATCATAAAAATTTGCACATGTTTATTAAGCTACAAGTGT  
TGCTTCTATGGCCTAAATCAACTTTTCTGTGCACGCGACTCTGTATTCTTGATTCATCATTTCAAAC  
ATCTGTTGTTCCCTTGATGTCCCAAGTCACACAGATTTAGGAACATATGTTTTTGTGTTTGGAGTTCTCTT  
CAGTATGCTGATCACAATTAATTCTTTTATGGTTAACTACACTAACATGTTACCAATTTTTTTATTATG  
TACATCAACATACAGAACTAGCAAATTAGTACACTAACGTTACATTTATCAATGATTTAGTACACTT  
GGTTTGGTGTACATAAGAATAAAAACCACAGGCTGATTTCCAAATAATCATGAAAACAGAAAAATCAA  
ACGTTACTCTTAACATTTTTTTTTCTACATCTTGTACTATCATATCAATTCCTTTTTCTATTTCAAC  
CCCGAACCGTGTCTTTTTCTATGTAGTTCATAAAAATCAGCACAGAAAAACTTTCCGTTGGAGTACTA  
ATTTCTCTGTATGCAATAAGCACGGCATTGCCTATTAATTACTCGAGACATGGAACAGGAACAGCAAG  
TCAGTATAAAAAATTAAGTTACTTTTTCAAAAAAAAAAAACCTGGAAATACTTTTAAACATAACAAAATC  
AACTGTAGCAATTACCTCTTTTACAGCTCAGCCCTTCCTTCGTCTTGCTGGTCAGTTGATTGCCTGTT  
CTTCTGAATAAATTCAATTATAGCTTCTTTGGTACGATCTCCATCGTACTGTGACAAAACCTCCACTTG  
CTGACCTGAAGTACAATGTTGGATAGCCTTGACGTCAAATGTATCACTTGAGATGTCATTTGCAGTG  
GCGTCTGTAAATTAAGTGAATCAATTTGATTAAGTAAGCCACGTTGTGTATGTGTACACACACACA  
CACACACACATATACATATACATTTATATGGTATACACGAAAAATAGTTATGATAATAGGTCAATGCTA  
GATTTTTCTATCTTAAATGGCAAATATTGCGGACAGAATTTTGCAGAAGAAGAAATCATATCTATCAGT  
TGCTGTAAAGGAAAAACGCATCAAGTAAAACAGTGTATGCTTGTTCGATGTGAAACCATTTTCCAGT  
AAATTGTTTTCACATTTTCCAGTGAATTTGTTTACCATTTCCAGTGTAAATGAAAGTTATTTAGGT  
AACATATTTACACAACATTAGTAGAAAATGACTTAGGGTGTGCTTGGAAACCCGGAAAAATGTCAACGAA  
AAAGAAAATAAAGGAATAGAAAAGTAAAAGTAAACATGAAATTAATTTCCACTCATGTGTTTGGAAAGTTG  
GGAAAACAAGAGAAAATGAAAAGAAAAAAAAAACAATATGAGAGGGGGAGAGAGAGTGTGTTCCAACT  
TTTTCTCATTTGTTTTCATTTTTCTCACACTTTTTGGAATGAGAGGGGGAGAGAGAGTGTGTTCCAACT  
TTTTCTCATTTGTTTTCATTTTTCTCACACTTTTTGAAATGAAAGCGTTTCCCTCATTTTACACGAATT  
TTTTCTCACTTTCTTTTGTGTTTTCTTTTAGACTAGTTTTATTATGGAGCCAAACACAAAAAATGTTTTT  
TCGCGAAATCATTTTTCATTTTCCCATGAGTTTTCCGGTTCCAAACACACCCTTTAAGTATTATTTAAA  
CAAAAGGTGGTTTTCAAGAAAACCGGGAAGGTGTTTTAACTTGGGCAATCTTTCAAAAACAGTTTTCCG  
ATAATTTAATCAAAGATCACATTTGAATGGTCATTTGAAAAAAAAAATTAACAGCTTTGAAAAGCAGT  
TATAAGGCTAAAACATAAATATTTCCATTGCTAGAAAACAGATTTGGAAAATGCATCCGAAATCAAAA  
CAACAAGTACCAGAATAGTACTAAAAAAAACATATTAGAAAACCAATTCATATAAAAAATAGTTA  
AAACCGTTTTTCCATTTAGTATGGAAAACGATTTGATAAGTTTCCAAATAGTTTGTACTTAAGCTGTA  
AAGGTTTTCGGAAATGCATTTTATTTGGTAAGTAAATTAATCATTTCCAGAACAGAACTTTGTTCTC  
AAAAGAAAATTCAGAGAAAAGATTATAGTATATTAAAAACAACTTTACCGGAAAACAAATATAAAATAAT  
AAAAAATCAATAATGAAAATAACTGAATAAAAAATCTATCAAGGTCGAAGGTTCTTTGAGGAAACTAA  
GTATTTCAAGAAAATAGCTTTTGAAGAATTTCCAAGAATAACTAGAAAACAAAAACAATTTGAAAAAC  
TTTTCTGAAAAGAGTTAAGAGTTTATTTACAAAGTTATGACTAATGATAAAAATTTGACACCATAATGC  
AAAAAAGTACTTTTCATAAACACATGGGGAACCTGAATATGATTGTACGAAATCATTTCTGTAAAATG  
ACCTAAAACCTTTTTAAGTGTTCATGTAGTAAAATATTTTTAGTCAAGAAAAAAAAATCCTTACAAAA  
TATAAGTTAATTTACTTCGCCTTTTTCGGAGCCATAAAAAGAAATATACGACCCAAGTAAAAAACAGAAA  
ACTCATAAACAATTAGAACACGAGATAACAGCCAAATGTGGTGTGCAACTGTGCATTACGGCAGAATA  
ACAACCTGTTTTTAAAAACATATTCAGTAGAAAATACAAGAAAACCTTGGTAAAGAAAATCTTACAATCT  
TGGCAATCACAAACCAACATCATCCTTAAATGAGGTAGCAACTTCATCCAAGATAGGAGCCAGCTTC  
TTGCAGTGACCACACCATGGTGCATAGAACTCTAACAACTGTTTAAATAAAACATGGGAATTCATAA  
GCATTTGAATGAACAATCTAATTTCTTATTATTATGAATAGCCCTCTTGTAAGAAAAATAAAATCTA  
AACAGGTAATCATGTTCCACATCAAAACCAATACTCATTTCAAGTGAGAAAAATGAAAAAGGAAATCTC  
AGTCTATAGCACCAATACTTTGACGCTTTAGGGGAGAGAAGGCACAAACCACTAGTAATTAATACAAA  
ATCAGTGAACCTCAAAGTCAGACTCAAGATTAATAATGTCTATGGTTGCCACTACTCCAGTTAACC  
AAGAATAAGTAGTACTTAAAGGGATTTATCTTTACAGAAGAAATATGGTGAGTTAATATAAACATTTGT  
TCAACTAATGGTAACCATTAATGTAAGTGCCATAATATAGTAAAATAGATGGATGGCAGGATCACAC  
AGAAGCTGTTTACCTAGTATTTCTCCAAGGTTTATTATAAGCAATAAATAGTATAGTATGCATTTCA  
AGGCAAAAAATAAATATTACCCTTTATCACATTTCTCGGGAAGGGGGGGGGGACCCTTAATGTATAT  
GTAAACCACAAATCACATTATTAATATGTTAAATTTTTATTTGTCCATATAAGTTGTCTTTTTCGGAGA  
TAATTTATGTGATTTGAGAAAAGAAAAAATAATTAATTAACCTTTTTTCCCAAGACAAATATAGTTTC

AAGGTCATGCATGAAGGGGAAAGAGTAGTGCACGCATAGTTTCAACTTCTCTTCTTTGACCCTTGTCT  
AATGTGTATACCTAAGAAGGAAAGGGGAAGCCAGAATAGGGAGGGTGCAGATGAAGGAGCTAGATAG  
AAATTGTAGTTTTTCTTAACCTGTCTGTGAACATTTAATTTTTAAGTTAGAGATCAGATCTGAGTTCT  
GGAAGATTAAGGTAGTATTTGGTCTGGAGCTGATCTCAAACCCACAACAATAAAGGCCAAAACATGAAA  
AAGTTTAGAGAAAGGATACTCTTAAGTCTTAACAGACTTAGTGGTCTGTGGGACCAACTACCATTCCC  
CCTTCAGAAATATCATATAATAACTTTAATGCACACAAAAAGTCACCATCAATATTTAACAACAAACA  
GCAATGGAGTAAACACTGTTACTACCCCTTTAAAGAAAAACTAAACATTGGTACGCACCGTCCCTTGCCA  
GAGTTCACAACAATGTCATCAAACTGTCAGCCACCACCCTTTAACAGGTTTCGTCATTAGTTTCCGG  
AATGGGCTCTGACTTTTTGAAAGGAAGCACATTGCCATCCTGGAACAAGATGATTTACAGCATTAGCCA  
GATGAATCGTTATATCATAAAGCATATGAAACGTAAGGCTCAAGTCCCGATAGTTGACGCCAACTTAC  
ACATCCTTAAGAATACAAATCAACTACCACAGATTATCCATTAATGTTTACAATGATAACAAGCATT  
CCTTGAAATCCTTCACCCATGATGAAATTTGATCAGGCTCCAAATTTGGGCTTAAGATATTTCTGTCCA  
TCATTGGTCTGTACAATGACGAGAGGAGCCTGGTCTCTTTAAGCCAAAATACTGTTAATTTAAAAC  
AAAAAGTTAAAATGGTAATAGGAAAATATAAATAAAGATACCTCAAGTATAATATACTATACTATA  
AACCTGGAGGGCACCTTGACTAGATTCAATATCACCCAACAGAAACTTTATACCCGTCTTTAAAT  
GCTCAGCAACCTCACGATATTTGGACTTGAAAGCATCAAGAAGTTCAGTCTAAAAGTTCATAAATAGC  
ATTGCCTGCCAAATGCCAATTAAAAACAAAATGTAAAACCTCATACGAATATACACCATCAAGTCATCAA  
CTATCACAATGCAAGAGCAGACTCGCGTAAAGCAGGTAGACCAAAAATAACGAAAAAATTAAGCCAAC  
CCTAAAATGGATCGACAGCATGCCACGAAAAACATGATAAATGCAACTTTCATTAGTCTAAAACA  
TATTTATGAACACACTCACCTTGGCATCGGGACTATTGAAGAACTTGACAACAAAAGGGTGATTTTCA  
GGCTCTTTATTA AAAAGGGT CACAAGAGGCACACTAGCTTCTTCAACAACTTCTCAAGAGCATCCAA  
GTGCAAAATCCTACAAGGTAACATACAACACTTTATATCATCATAAACATAGAATTACTTGCAAGAAAG  
AGAGATTTTTATGGTACACAAAAAACTCAAGGAATTCGCAACTTTAACCTACCTGAGAATCAACA  
AGCTCGTCAAAATGGCTTGAATAATCTAACTGTAGGCCAGAAAACAGTTGTATCTCCAGTGGCAAGAG  
CTTTGCATTTAAAGTGTGACCAAACTCATAGTCAGAACGAACTTATCGGTAAGAGCCATGAAGTTTT  
GGAATTTCTCTCCGAAAATTTCTGGGAACACTCCAATCTACAAGTTTATCACAACCCTGCTTTTTTAA  
CCTTCTATAAATACGAGATAACTTAGCAATACGTGAACGAAAGGGTTGAAAGTACTTACAACAACAAT  
CTTTTTCTCATCAATCACAGCCTTCGCATCTTACAGATTCTTAATTTACGAGATGCGGGGCCACTTT  
GCTTTTTTAGATATTCGATAATACCTTCGGCTTCCCGAGGTCTTTGTAACTTTGAACAATTTTGCCT  
CCGTTTCTAAAATCTTAAGTGTGGGAATCCCTTGATGTCGTATTCACCAGCAAGCCCTTTGTTTTG  
TTCCTCATTAGCATCAACTTTTGCTAGAATGACCGGAGGGTCATTACTGCTCAATACTGATGCTGCTT  
TCTCAAATGTAATCGAACAAAAATAATCAATCTTACAGATTATCAAGAAAATGCTATTAAGGTAACA  
GATATATGAGACAAATCACATTAAGTTAGTACCTCCGGAGCAAGCTTTTTGCAGTGTCCACACCTGT  
CAGAAAATAGAAATCTTAATAAACATCACAAATAAAAATAGAAAAGTCTCGAGAAGCAGAATTCAAAACA  
GTCATCATATAGTCAAAAATAAAGTATTAACCTTAATAATGCCATTGTGGTAAACAAAATCACAAATA  
ACTACCAGTTCAACTACCAACACATTGAAAATAGTAAAAAAAATAATAAGAACGATACATGAATACAA  
CTTGACAGAAAGGTAAGATACTTGACTGGACAAAGGAGTGAAGAACAATGTAAGAACATGAATAGG  
ATTGTGTAAGAAGAATCATCTTGAGATCTTGTGGTCTAAAAGCTACTGGTTTGTACAAAAGGATA  
TGGATTAAGTAAAACATAAATCAATCAGCTTGTATAATAGCCAAAAACAAGGAAATTCATATTTGTAA  
TTACACCCAATACTTGTACGTTTGAATTTGACAAAAATAGACTACTACGCACCTATCTTAGTTCAACT  
CCCATTTGAATCAACCCATCAGGATCACAAAAGACAACTTGTACACAGAATGCATATAGAAGATGC  
ATGGATATATATATACTGGTAATCGTGCCCCACGCGTTGCGTGTGTGACGCGCAGTGCAATCAAAAATA  
TAGAAAATAAATGTAGTTATGATACAAATATGTGGATAATACAAAAAAAATAAGTATAAGATGATAA  
GACTTAAAAGAATGTTTGGTTGTTAAAGAGGGATAAATAGTGTATTAGTTATTAATTTTTACATTTT  
TTTATGTGAGTATGGTATTATTGTAATTAATAAAAAAGTATAGGGGTATTTTTGGAAAAAGTGGCTA  
AATTGGGCAGCCTCATTTGACTTGGGTTGGCTTATTATAATATAATATAGAATGATATATTCAATATA  
TACTTCGGGGGGGAGACGCATTCTGGAAAAAGTTAGATTTATTTATTTCTCAAAATGTGGAAGAACCCA  
TTTCTAGCCCGCCCTACCAGCTTTTAACAATTAAGTACCCAATGTACTAACTTCTTCATTTTGGTAGC  
CAACGTAAATGTTTACGTCCAATCAAGTCACATATTGCAATTATATGAACGGAATTCGTCACATAA  
AGAATAGGCTAGGTACCAAAACGTTGAAATTTGTTAAGATGATATTAGTTTGGTACATGCTTTGTAGT  
TTGGGTGCCAAATTTGGTAGGACTAGGTACTAAACGTACACGATCATTTCCCCAAAATAGAAAACAATAC  
GAGTGACTTGATTGGACATGAAAAAGGTTATGTAGGGTACCAAAAATGGAAAACTATACTCAATTTGTT  
AAAAGCCATGTACTAAACGGGCTTTTTTTAACTCAAAATGTCATAATTAATAATTTGTTCAAAATTTAT

TAAATCATCACTTACCTTAAATATGTGACAATTAACCTCTGCAATTTTCGTATTACATTTAAAAATGGC  
ACATATCCCCCAAAAAATCCAATTAATAGAAAGCGGATGGAGTAGAGAGTATAAACTAGTCACCGAAG  
CACAAGAATATCACAAAATAAAGCTGGGAAACTTAAACGTTGAGTACAAACTTTTCGGACAAAAATTATAA  
ATAAAAAAACCTAATTGTATTTTTTTTTAATTAGATTTTTGGTGTATAATAAAATTAATGAAGCATCAT  
TGAGCATCTAAGATAAAAAAAAAAAAAAAGGATAAAAAATATGCAACATCATTTGCGAATCATACCAAAT  
CTTAAAAGAGATTTTTCTCGCCAATATATATATATTTTTTAGTAATTAAGTCTCAAATATATACTAAA  
TGATTACTTTTCCAATAATGTAACCAAGTTTCAGCTAAATAGAAAACAAAACACCATTATGAACCGAAT  
CTCAGAACTGAATCTAAAATTTCCCTAATACATACACTGACACACATATAAAAAATAAAAAATAA  
AAATAAAATAAATATATATATATATATATACCAAGGAGCGTAGAATTCGATGACGATAAAAAATCATGCT  
TGGCCACAGTATCGGGCGAAATTTGGATTGATCTAGAGTCAACACGTGTTCCCTCAAGGTTGAATCTGCA  
CCGTCCGATGAAAGGCACGGTGATCCAACGAGTGATAATACGACGACGAATAAGCTGAACCAAACCT  
AGAATCCATCGCCAATGAGCTTTCTCTCTCTAGAAAAATGAAAAATAAATAAGATGGAGGAGTTTGT  
TTTTCGATCTGTGTCTGCTAGTGAGGGAGTTTTCTTTTATAAGAGTGAGGGACTGAGTTTTTTATTTTG  
TTTTTTTTGCAGTTGTGAGCCCTTATTTTTGAACTGGGTTATTAATTAATTCATTCTACTAGTTTGTAG  
GCATTTATTAAACTTTACTACACATTTGGAAAGCTCATGTTAAGTAGTAGTACAAGTTAATATCTTG  
CTACTTGTGTTGTTTCAGTACTTTTGGCTTTAATTAATTTTTACCCAAGAAAAATTAATGTTTAGTTTGT  
AATAGTCTACATCTTACTTTTTTAATGAACCATTAGAAAAATCTATCTAATAAATAAATTTAAGTAGCC  
AAATTGATTAGTGGAACCTCATTAAACCATTACTAATGAAAAGCGAAAAGTAGTACAAGTTAATATCTTG  
CTACTTATTAATTCCTACTAGTTTTGGCATTAACTAGATCTTACACATGATATTAATGTTTAGTTTGTA  
ATAGTCTACATCCTACCTTTTTAATGTCCCGTTAGGAAATCTAGCTAATAAATAAATTTAAGTGGCCA  
AATTTGATTAGTAAAGTCTCATTAAAGTCTCCGACAAGCCTTTTTTCGGTATAAAAAATAAATTTGGA  
GCTTCAAAAAACTCATGCATGTCTCAGAATAGTTTTCAATTGAGTTTTAATTGAGTGTGTAAGCTCAATCG  
ACGGATAATTGTTATACTTTGTAATGACAGTAAACATTTTTCTAATAATTTTTTTGTATTTTTTCGTAAG  
TTTTTCATAAGAGTGAAATGTGGCGTCAGCTACCAATATATGCGACTATAACAATATTTAAATTATAGGG  
TCCGTGGTTCTATGTTTTGTTAACTTTTGACATATTTTAAACATAGGACCACCAATATGTCATTATT  
ATTATTATTATAAATTTGTATTATCTAGTTTAAAAATTAATAAAAAAATAAAGAAGATGGTAGTAAAAG  
TAATGTTTTTTCTAGAGATTGCGATTTGCGTGAACCTCCTAATATTGGGGGCATTGCAAGTCAAATAA  
AATGATAAAACAAGACCATTTGTGAATAACTATGGAAACTATTGCTGTAATTAACCTCTACTGTCATT  
TCAAAAAATAAATAAATTAAACTCTACTGTAGTTAACTTTACGTTATCGCTTTAGTCTACGTAGAATT  
GACACGTGGAGTAGTATGATTAGTGTAGCTTTGTACGGGAAATTAATCTACCATTGTAGCTCGATG  
AGGTAGTCAACGAAATTAGTGTGAATATTACGATAAAGCAATAATCGGATGTCAATTTGTCAAAATTA  
AACAAATGACTACGTGGGTGAACCAATATGAAGCTGTACGTAAGTGAGATGGTTTGGAAATTAATAT  
GTAATTACAGAGAAATACAGGCAACGTGGTGAATGAAACACATGCATATCAAGTGTGAAATCATGAA  
AATAGCTTTCTTTCTTTTGAACCTTATATTGCTTAAACATCGTTAATGAAAAATTCCTATAAGGTTGAATC  
GGTAGAAGCAAACCTCGGAAAACGGAAAACGAAAACGATATGGGATGCGAAAAATGGAAAATACACGCTA  
AAATCTGATGGAAATCACAAAACGCTATCGGTGACGGAACCAGATATCCCATCTATTTCCCTCCCT  
CAATGCTATTATAGTAAAAATTTAAATCAACTATATGAATGATACGTAACAGCACAAAATTTGTGAA  
ATATGGAAGTGCTATATCATAAATATTTATAATCAATGATTACAAAAATAAATAAATTTATAATCAATC  
ATTTACCATTTTCGGGGAGGAACAATGTATACATGCATGATACATGTTTATAAACATTTGATAAAAGTAT  
GGATTATTGAAAAGAAGAATGCATACATGTTTATATAACTCCCCAAAATAATGCATAAATGTTTATAT  
AAATGTTCATACTATTACATTGATCAGTTATTATATTTAAGAGGTATTCTAACTAAATTTGAGTTATA  
CATATTATTAATTCAACTAGTAGCTCAAAATAAAAAATAAATAAAAAATTCATCCAAAAAATCTGAT  
ACCAAACAGACCCTTTATTACAAATATAGTATCTTACAAGTTTTACGGAAGTTTTCAATTTAAATTTCC  
CTTCATATTAAAAAAGTTTTCTCAAAAACATTATATAAACGGTTTTCAATTAAGTTTTCCAAAACCTTTCC  
GAATGTTTCCCTCGAAATAATAAGAAAGGAGTATTGTCCCTGTTTCCGGAACGCGATTTTGGAGAAAC  
TTGTTACCGGACCCTAAACAAAATTTCCCGCTTCCAGTATTAATGATATTAACCTCGCCAAAAGATAA  
ATCAATCTGGTAATCATTCCGATTATGGAAGCAATTGAACCATTTCATAGTAGTTTCGAAAATCTTTTTG  
GTAAAGTACACTAGTAAAGTGAGGCAAGTAGGAAAATAAATAAAGACCTCCAAACATAAAGTCAGG  
AAGAATAATGCAAATGTCATTGCTGGATTCTGAATATTATATTTTATGAAAAGTATCAAGAAGTGCA  
ATCTCAAACTTTCTGATTAGATTTACTCAATAAAGAAAAGGGCGAAAAATGGCATGAAAAAAGAAG  
ATTCATCTCTATTATTATCAAAAATTTCCAGGTACTCCACAGTTTATACTCTCAAAAAGATTGAACAT  
TAATCCATCAATGGAAGACCATTACCAAATGAGCTTTCATAATAAACCAATAAACGAATATCTGTAC  
AATTTTCTTAACTACCTAGCTGAAAGACAGAACTACACAAATGACCAAAACCTTAGCTTACATTTGTT

CACCTAAATACTGCTGCACTATTTTTCTAAATTAATTTTCGCTGTCAATTTGGTTATTATTCGGGAT  
TTTGAATTCTCACATGCTCATAAGCTTTCAGCGCTCAGAGGTAATAATTCCTAAAGCCTCAAAAATT  
GGGATCAAACCCGCTTGTATACTACTTGAACCTGTGTTACTAGCAGCATCTCTGTACCTATCTTCGGT  
CCATTTCTTTTTTCATCATATCTAAATCCACTTTTAAATCATCCATAGCTGAAACTCCACTATCAGATG  
TAACAAGAGACCCGCTATCACTAATGTCTATTTTTCCCCCTCTCCATACGCAAAAGCCTAAGTCGTTTT  
TCAAATTCCTTTGAAACATATTCCGCTTTAAGCCTTTGCCTCTGTCTTCCCCTTGGTTTTCCAACAA  
CTGTTCCAAACTCGAAGCAAAATTCTTCATTGCCTTTGCTACCTTTCTTTCAGAAATCGAATCCATTG  
CTTGAGACCAATCGTTACAGATTATGAAAGTTTGGGGGCACCGATTTCGGCCAGGGGAGTACGGAATA  
ACTCCATCAGGGGAATCTTCAGGTTTCGTAATAATACACCTTACTAGCCATCCGTTTAGAGATTTCGAC  
GAAGGATTTTTGAGTTGTGATCCAGTTACTAAAATGGCCATACCATGATCGGAGTTCCACTTCCAGGT  
CAAGGGTGGCTTTTAAGCTTGCTCCTCCCCGAGAGTTGGTATTTGTTCTCAAACACTACGAGCTTTACTC  
TCGATGATAGCCTGGAACCTGCTTCTGGTGGCACCTCAGCATGCTCCTCCACATTCTTATCAATCTGCA  
AGGTGCAGTTATATATATAGCTCAACTTGGCAGCATAAGAAGTGAAAAAATATTCATGGTATTTGATT  
TTTTTTTTTTGAAAGGGGTATTTGATTATGATAAAGAACTTTACAAAAACAGAACAACCGGAGCATCA  
TGTAATTGCAAGCATGTAACAGCAAAACGTTGGCTTTTTTTCTTCTGTCTGGAATCTAGGAGTAACC  
TAAGCCATTTTAATATCAAACCTGAATATGAAGTATAAACCTATTAATAACACCTGAAAAACAATATTA  
AGCTACTATATGAGAGAACGATTTTTCAGTAGTTCTCTTTTTCACAGATATGACAAGTCAACATAGACAGGC  
TAAGCGTTTTATTGGACTTGAACCAATTACGCATAAATAAATTTAATGATAATAATGCCTCCAATGTT  
CATATTCAATACCTTATTACATACGTGTACTATGCAAAATCAATCAATTTCTCCTGGCTGAAATGCTTT  
TCATTCTTTTCGATCTTGTGGGCGTGAACACTAAGCCAATCTCGATAAAGAAAACTACAAAG  
CAAGTAGATGGTTGGACATTGGAGACTACACTTTACATATTCAAGTGTTTTTAGATCAATTTCTGCATC  
ACTTCCTTTTAAGCTTTTTGATATTTTACTACTACAAACTAAGACAAGCATCCACGGTAAAAA  
GAGAGAGAGGCTCATAAAAAATAAAGCACATTTTTCTTGTGATAGGAAATTCCTAATAGATGGTGATA  
AACTTAAATGTTAATACTTCATACCCATAAATCAATTCGGAGACTTGGGGTTGTAACCTCTCGTCCC  
TCAACTTGTGTATCCTCTTTGATATAGCATCAACAGATCTAATACAGACATTAAGTCTTGTGAGCAAC  
TTTTCGTATGGAAGCTTGTGTGGCGTCAATCTTACTAGTCTCTGCCCCACGCTCATCCAGAACTTTCAG  
CCTTTGGCATTGTTTTTCATACATAACACGAAACCTTCTTCATCCTGAACACAAGAGAAGTGTTTTA  
ACATCGGAACCAAAACTATCCAACAATTGCAACAAGTATGAAAGCATGATGATAAATCATAAGGTATA  
TGTAAAAAACAAAGACATGAATGAAATTGGAGTAATGTCCAATGCATGATCATGCCATTTATTAAGTC  
TGTGACTACATTTAATTGCTTCCCCCAAATAAATAGCCAATCAAAACCTCCAATACGATCAATACAAA  
AAAAATGAGTAACAGATAAATTCTAGTTTCAATTCAGGTTAAGCACTAAAGACCTTGTACTCTTTTG  
TTAACCGAAAGACATGCACCTCTAACGTGGTTACTAAATTTGTCAAATTTATGTTGCTGAAATGAAAA  
ACACGTTATAGTATAAAATAACATGTTACATAAATTGAGATATTTCTTCAGGAATGCGTCAAAACAGACAT  
CCAGGCAAAATCTTTTTAACTTATATCACTCTCAGAACTGAACAAAAGGATACAGAATCACTGTCCAGT  
AAAACATAACATGTATACTAATTGTCCCTAACATATAGACAATACAGTAAATATTTAGAGGCAANNNNNN  
NN  
TGTATTTAGGTCCACCAAGTGGATCCTAAAAAATATCCCATCACTGATTGTATACTAATTTGTCCAGTAAA  
ACTAAACATGTATACTAATTGTCTTAACATATAGACAATACAGTAAATATTTAGAGGCAAAAAGAGATG  
GATAGCGTTTTTGTCTCCAAAAAAGTAGCATGGAAACTTTTCATAATTTTCTATATATTGAAATGTTT  
AGGTCCACCAAGTGGATCCTAAAAAATATCCCATCACTGATAGAAATCCAAAGCACGCATCAGTCTAGC  
ACTCCTATTGATACAAAAGTTTCTGAATGAAAAAATAAATCTATTTCAAAAACAAAAGAATCCGTAAA  
CAATAATTTATTTTCTCACATGAAATCCTAAGAACAATTTGATGTACCAAGACTTGGGTAGATATGCC  
GAGTAAAAAGGGCAAAACTCAAGACTGGATATGGCCGAGTCTCAGCTTACAAAAGGAAACTAACTAAG  
CAAATATTAATAAAACCATGCCAACAAGCCAAAATACCTCCCTATCCCTAAGAAGATGAAAACGATGA  
ACATAAACACATAATAGACATATATTTCCATTTCCCTTACTTCTGAAAACAATGAAAGTGTGAATCT  
CCCAAATGAATTGTACATTAGTCGAAAACCATTAGTTTTCTTAAACTTACACATTTCCAAATATTCAGAA  
ATATTTATATAAAAAGTGGGCGACATACTGTCTCTCTTCTTACATCAAATGCACACTAACTCTTAGATA  
ATATAATTAATAGATTTCTAGTACATAAGGTGTATAAAGGAACATGAGAAGTAGAACAAACAAAAAAA  
TCTGTTCAAATATTTATGCAAGACCAACATCAATGGGTACACCAATATATCCAATGTCTCTAACTTAAA  
AAAAAAGGAATTAAGATCACAGTTGACAGCATATTTATGAGCAAAAACAGTATAACTTTTTCAACAGC  
AAATAATTTCTGTGAGGTCCATTGTGTGAAATGTGCAATCAGAAAATGATATTTATTTAAATTAATTT  
CTGTATTCCAGAACTATAAGCATTTAGCACTACCATAGTACTTTACTAGAAATAAAAAGCCTATAAGAT  
GCAATGAATACTCACATCCCATAAAGCAGCAGTTGCATCTGTAAGTCAGGGGAAAAGGTTCTTATTCG

ACATTTTTTTAAACAATTCTCAAGAAAATTATGAAATGGATCAACTTCAGTACAAAATAAAAGCATTAT  
TCCTAGCCATTTACCCCAACCTTGCATGCAATCATAGTTATAGGATGCATATATTTCTTGGCAAATAT  
AAATTTATCCAGAAAATAAAATCAAAAGTAGCATCATATTACCTTTACTTCTTTATATAGTTTCTTCT  
CCCATACATAAAGCTTCTCCAACGTTGATGAAAAGGTTTCCAGGCTTCAGACCCCTGTCTTTTTCTGAG  
TCCTCATAATACGCTTTTGCTAATTTTCATTGTGCTATAAGAAAACCTTTACTGAGCGTGTAGATGGAGG  
GTAAGAAGATGGAGCTACCATGTATAGGACACGAGATAATAACACTGCATTTAAAATCACAAGTTCTAT  
TGAGTAGTGAATATCAGTGCCGATATCTACTTATGAAAGCTTAACAATTATCATTTTCATAGGAGATCT  
TCAATAGTTAGCAAAAGGTGATTTCAGAGGAATGGATGATACACTTATCCCAAAATTCAGTCACTGATT  
AAAAAAATTAAGCTGGTTTTACCACCTATAATTTTTTGAAGCTTTTCAGTTATCTGCTTCTTAAAAAG  
AAAAAGGTGATGTACAGGATTAAAAACAATGATTCAACTAATACAAACATCTTATTGCTTTTTGATTCCA  
AACATGTGAAGATAGACAGTTGCATCAAACCAGCACAAAGATGGATGTGTAAAATACTGGCTTAAATA  
TCATAGATATCTTCTGAATAACTACTATAACTAACTGAACCTACCAAATGTGCTACAACTAGGTTTA  
TGACTTATTTAGTTAAAAGTATAAGACCTTGAATTTCACTTCATTCTAGTTATAATTTTTCGAATGGCT  
ATTAAGGTTAAATCATGCCTAGTTGCCTACTATAACCCTTGAATATGGTCGACCCACAAATATCTCTC  
CATATTCCATCCCTCTCATCAAATTAGATAGTAACTAACATTAGAAGCTTAAAACTCTCATCAACAAA  
TAGCACCTACATTATACATAACGACAGTATACTATTAAAAATTTATAAACTTTAAATAATTAGTATGCT  
GTACAAATATTTAATGCATATACTTTAGTATAACAACAAAATAAAATTTAAAGACACTAATATGAAATAA  
AGTTGGGCTGATAGTAGTTCCCAATAAATAAGTACACTAAGGAGTACTAAACAGAAAATTTTTCCAAAT  
TATATCACTCTGCAAGTGTAAGTGTATCACCAACAGTGAAATCTTGTACTAGCATTTTCATCACATGTT  
AGATATAAGACCAGCAGAAAATTAATTAAGCGTAATAGCCTTAAAAACAATAAGGACAACAAAA  
TTAACTCAGATAAATAGATTTAGCAAGGTACCTTTAAGCAACGCGAATTTAGGCTGATGTGGCAACT  
TTCCAACCTCAAGCAACATAGCTACCTCATTCCCATAACTAGAAGCTGTAACAAAATTCATCTCTAATT  
TCAGCAACAACCTTCTGCAAGTCTCGTGTACCACGAGCAGAGAAAAGTAGCCAAGCTACTCAATCTCGA  
CGATTCTATATCGTGTAGAGGTGTTGTGTCTACCTCAAAGTCACCCCTTTTTTCTCATTGACCCAT  
CTTCTGTGCTTTTAGTAGCAGTGGTATCAGGACTGCTTTTTACCTCTTTTACGTCAACCGAATATGCC  
ACCTCATCGATTTCTGATGGCACTTCCAATGTTGTTGCTTCACTAAAATCCTGTGCTGGCACTGACTT  
TGAACCTCTCTTACTAGACTGTTTCTGTGACATTTTCATCGTAATGCTTTTGTGACATATCACTATACT  
GCTGTTGTGATGGACCGCACTTGACCCGCTACCAGGTCTTTGTGATAACCCATCTCTAGAAGTGGCC  
TCTCCTTCCCTTTTCCCTCATTCTATTTCCATTGATATTTTTCTCTTAAAAATTTCCCTATTTGCTTC  
ACTCTCTGTTTTCATCTTCCAAATCAGGAATTCCTCTCTCACCCCTCACTTCAGTTGAATCAGGACTAC  
TTACATTTGAACCGTTTACATATGATCCATACGTAAAACCAGGGTAACCCATATCGTACCCATCAAAC  
GGATTAAGAAAGTCCCAACCAGACGCTTGGGTGAAGGAGGAGGTGGTGGATCAACCGGACGTTTTGG  
TTGCTGATTTCTCAACCCACGAGATTGCATTTGGGTACCCATAAAAACCTCCATTCTCATATGGATTAT  
TCGAATATGAATTTGGATATGAATTTAAATATGAAGTCGATGTTTTCTGGAACCTTGCCATGATGACGTG  
GACTTTGTGCGGATCGTAAATTACAGAATGGACCTGTGGCGCAGATCTCTTCATGTAATAAGTATATGA  
AGTTGATTGCGTTCGGTATTGGTTCCAATCTGGTTGAAAAGGTGGGTTTCATGGGATATGAACCCATC  
CTGTTTGGAGTTGTGGGTATACATTATAAGGTTCAAAAACCCATCCAGGATTTATCCCGTATTGTTGC  
CAACCTGCTTGAGAAGGGGGTGTGAATACGAAGTTTCTTTATCTTACCACGTGGACTATCACGTAA  
ATGAATATGGCCTGATGATGAACCAGATTGCGAACCAGAATCAGAACCAGAAGATAAATGCAAATGTG  
ACCCTTCCCAACATGGTTCGTGGTTGTGGTTATGGTCATGATCATGATCATGGTCATCATCTGAGAGA  
TGAATATGTGAGCCTGAATCTGAATGTGTCGAAGAAGATGAATCAGAGTTAGCCCTTTTGTGATCAGT  
GTTTATAGATCTACTACTGTTTTTCTTCTTCTTTGTTTTCTTTCATTAGAAGGCAATGTTAATACAG  
GAGAAGCTGATGGTGACATAATTAAGAGCTCTTCATCAATGAAATGGCGAAGCGCGTCGCCAACGCCCT  
ACCAAGGAACGGAAGTATGTCATGTGGGCGGCTGCTAGAGCGTACCGATGGTTGGCTGCATCCCGTAT  
CAGTGCCTTTCTCTCTACATCTAATCACCAACGGCAAGTCGTCTCTTTTCGAACCTCCGCGAGCCCA  
TATCAACCACCACCACCAAAACAAATTTGTACTCCAAAACCTTATATTTATTCATCCCTATACCTACATC  
ACAGACCAAATAAAAAGAATGGTAAACACTAAAAGCATTAGACCTACAAGAAGTCGTACTCAAAGGGAA  
ATAAAAAAATGCATAAATGTTTTAGAGTCATGCGGTAAAGATGTAGTATGGGGCCAGAATTCAGAGC  
TCAACTAAAGATAAATAATGTCATTGCATTTACTCTAGTGGTCTTTCTTCTCTATGATAAATGAACA  
TCCCTTGTCTGATACTCTGATTCATTGTTGTCACTAATCCTGAATATTTATTTCTATTTCCAGGTTCTG  
AGTAAATTTGAAATTTGTAGAGAACATAAGTTCTAACTTGATAACATTACCACCGTGGGTTCAAACCTC  
AAACCACTGTTTTAAATAGCTCGCTTCCGCGCTAAAAAACTCGATTTCATAGTTTAAAAAAGCGGAAAA  
AGCTTGCTTTCCCGCTTTTTTACACTGAGAAACCTTCCGCTTTTAAACGTTGCTCTAACAGAAACGCCT







TATATAGAAAATAAACAGCTAAAATGGAACAAATTGGAACGGAAAATAAGTGTAGATTTAAGAAAAATA  
CGTTTTGATGTATGTGCTACCTATAGACGAGGAAAAGTACTTCACTAACGTAACCAAACATGAGCATA  
CTATACAATAAGTGAGCATAAATTATTTGGGATTTTCAAACAAGTGGTTATTTAAAAAATTATGTTTG  
GATATATGGTTTTGTCCTTTTCAATTTACTGCATCTATCCCTAATCGCAATAATGTAACCAAATCTTATC  
ATGAGATGACTGAATTATACTATGTTTATATCATGTTGGGGCTAAAAAGGATTTGTATCGTCATTTTT  
TTGTTAGATTATATGATAGAAGAATTAATGACGTTTTTTTTAAAACATTCGGTAGGGGTGTATACGAAA  
CTGTGAGTTAGTGAAATGAGACCGACTTACATGTTTCCGATCGGATGGAGCTAGATTCAAATGTTTAC  
TGATTAATTTTTTTAAAATCAACTCAACTCAATTGATTTATCATGTATGTTTATGGCTGCTAAAAATTT  
ATGATATATGACGGTTGGAAAAGATTTTATGGTTTAGGCTGCCGTAACACTATGTTACGTTTTCAATTT  
TAGGTGCTAACTTTGTGGTTTCGTGTTGATGAAGTGTGTGATATTTTGGTAATATGTGAGAAAATGTGA  
TGTTTTGTTGCAAAATAGTATATGCATCATAATGTTTCTTATTTTATTTATACGATAAAAATAAA  
TGAAAGATGTAAGATTTTTACTTATGTTTCAAATCAGTAAAAGTTTATAATTATAAGTTTATGTAATA  
TACATAATATAGTGAATGAATATTTTAGTGTGAACAAGAAAAGTAATTATCATCTATTGTTTTATATAT  
ATATATATATATATATATATATATCTTGGTATCATATTTAATTTTTTAAAGTACTATGATGGCCTTAA  
TGTAATAAACTACATTTATAGAGTACATGATGTGACTGCGTAAAATATTGAATTGAGATATTTTGGTAA  
AATGCCGCATTAAGTAAAAGGGGTGTAGTAATTTGTAGAAAAAATACAAAGTTGGTGTATTAAATC  
TAACTTTTGAAAGATAGATTCGTAAAATCGAAAAGAGTGCAAAGATAGGTACCTGTATTACAATTTAA  
GAAGTTGATTAACATGCTCTCTTAGTTATCCCACCAAATTAACCTTTAAATAAGTTTGGAAAGTGAGAT  
GTGCACATGGGCAAAGCACGTGACATGTATGGTGAGATTTGACATGGGACCCAACAATTAGTGTGAA  
CCCACGAGGGACCCAATTAGTTGACTCTCTATGAATGTGACTTCTAATCTTTAGTCCCTGTTTGTCT  
TTTTGCTCACTAAACCAAGTGACAAAAATAATTACCATGTGAAAATATTATATCACTATTCTCTGTATA  
ATTTTTGTGTATTTTTATTTATTTTTGTTTTAAATTTTTAAATTTTTTATAACTTTTTTCGTAAGTTTATA  
GCTTTTATATTATATTGTATTCAAATTTTTAAAACATTTGGACATAATCTTATTTTAGATAAATTTTTCT  
AAGATTTAATGTTTAAATTTACTACTAATCTATACATTTATTTCAAATAAAATGCGTGTGAGTTTTTTT  
TTAAAAATAATTATTGAAATGTATTGATACATGCATGTTTATAATAATTATACAATTTTTTTTTTAA  
GTTATTTAGATAAAATTTTTAGATAAAAATAAGTAAAGAGGCAGTGAAAATGATAAAAAAATAAGGGTA  
AAAGATTTATACTATGCTAAAAAATCAAATTAACATTTCTCTAATTTCTCTAAAGTCATGTACTAGGGAA  
TAAGGATGAGAAGATGTTAGAGTTTAGAGTTTAAATCTCAGAAAAGAAATATTTATGGCTAGCTAGTCT  
TTTCTACAATCGGTTGGTACGAAATTATAAGGCTGTTCTATTCGAACATTTGGCTTAGTTACGTTAAA  
AATAGTATGCATGCAAACATGAAACAACATTGACAATTGCCATGAAACTTGAGTAGAATAATATAACC  
GAGTAGTATTAGTATACATATATAGTAAGTACATATTTACAAGTAAGGTTTTTACGCATCAAGTACC  
GAGAAGAGGATTTGAATTATAGTTTTGGGCAAAGAAAATGTAAACAAAAGAAATGAAAAAAGTGTAA  
GAAACAGGACAAATCATCCTAGCTATAAAAAGTACATGTCAATATGGCAAATTTGGAAGCTTGGAAAT  
TCGGCCCTTTTACATTTTAGATGTAATATTTTACACGCCATCAATTTAACAATACTAAATTTGAT  
AGAAAAAACAGTGTAACCTCCCAAATATGCATATACTCTCGTAAACTCGTTGGCGTTAGATCAAATTTCT  
CATCGATTTTTTAAATGCCTACTTACTCTCTAAAATCTTTTTAAACATGATTTTATGTCCATTTTAA  
CAAATTTGGACTTTTTTTTTATCATGTGTATTTTTTGTGCAAACTTAATACTTAGACTTGGGTGCGT  
TTATCTTTTAAACAATCGAGCAAATATTATAGAGAGATACACTTTTATTTGCTTACTTCAATTGAGAAGA  
CATACTTTCTTTGTATAGGCAAGCTTAGCCAAAACATGAGCGGCCAAAAAGCAGAAAAATAATGGAAA  
GAAAAGGCCAAAACATGGGCGGCCAAAAAGCAGAAAAATAATGGCCAACATAATGGCTACCAAAAAAA  
AGAGATTCGCAGCTTTTCTTTAATTGCGCCGGGTGCTCATTGGGCCCATCGACCACGCAAGAAAAT  
GTATTAAGTGAAGGAATCTTTCTTAAAAGATTA AAAAGTAAAAAATAATAAAAGATTTTAAATTTTA  
TTCTTGCCCTTATCCCTTTTAGCTTTATCTTCTCAGTGCTGGGAGGGCTTCAAAGAATGGTGAGGTT  
ATCATTTAATAATCCTCCATATCCTCGTTATCAGTCTCTAAATTTTCAATCCATAAGAGATTTCTGATT  
TTGAAGAATTTGGCTTGGAAAGCAATCGGAAAAATCAACGTCTAACTGCTGTTGGAGAAAATTTCAATAAT  
TTTTCTTTTTCTTTGATCTCAATATTAGATCCTAAAAGTAAATTTCTTTTTTAAATCAGAAATTTGATG  
GTAGACCAATTTGTCTTTTTCTCGGGAGCATATTTCCCTTTCCATTTTATTAAGGATTTCAATAGTCTCT  
TGAATTTTTATGAGGATTAATTTGTAATCAAACCTTAGTCCACCATTTATAATATGATTTGCCTAAATA  
GGTCATAATGCCAATTTAGTTGGTTAATGGCAAAGAACCATTGCCAAATCCAAGTAAACTGAAAG  
TGGTAATAAAACGGAGTAAATTTACTCCCTTAAACAACCTTACCACCCGAATTTTTGGGTTACTGGAAA  
GATAATTTTCATATTTCTCAAAAATATCAGGAGGAAGAATATCCTCTTCGGGTCTATAAAGGAAAAC  
CAATTGTAAAACCAATATGACAATTTCTGGGTCAATAGGAATGGTTCTAAACGAATAAACCATGTATG  
TTTTTCTGCGCGATTTTGATAATAGAACGCATGTTTCCAAGCAGAAAATATAATCCCAATAATTGTAAT

TTTTGTGGGCGAAGTTTAACTGAAGAGGTTTATTAGGATTTAATCCCCATTCGGTAATATGAATAACT  
TGGTTAATAAAAAGCTTTACTAAAAGAAATATCTCCAGTATGCTTATTTTGGTTTCATATGATTA AAAAC  
TACTAAAACAGTTTCAATAAGTATGGATTGAAAATATTTTCAGATCTTTGTTATCAATTAGAGGGAAAT  
TAGCCTCTGGGTCAAAAATATCTTTTGGCCAATGTATTTGGCTCTTTAAGAGCTTCAAGAAAACTTTCT  
TGGGTTTTTCCCGAAGATAAATAATCTTCATAATCAGCAGGCTCTCTCTTTGACCTAGGCGCTTGGCT  
AGAAGAGGATCTGGATATACTTTTTGCAGAGGAATATCTCTGCTGTTGTTTTCTTGCAGGAAGAGG  
AATGTCTCTTCTTCCATGACTGGAATGTCTCATTAGAGCCCAAGAATATATTCCTGGTTAAAAAA  
TTAGGAAGAAAATTATTTTACCTTTTATGTATTCAATATCAAAGTCAAATATAGACAAAATAGATTG  
CCATCTTGCAAAAATTTGTTTGTACGCTAAAATTTTTTACATCATTCTTAAAACATCTTTTGCAGTTT  
TGCAACCAATTCTTAAAATAAATTTTTGATTTAATAAATCATCTTGGAATTTAGTAATACAATTAACG  
ATAGAAAGAATTTCTTTCTTTATAGTAGAGTAATTTTTCTGTGCATTATTCATTGCCAGACGTATA  
TCGAGATAATATCTCATTATGTTTAGAAGGAATTTCTGTTTTAAAATTCACCATAACCAATATCTG  
ACGCATCTGTCTCCACAATTTTAAAACCTGTAGGAGATATAAGAGCTAGACAATAAGACTTTTACTT  
TTGACTTAATAAGTTTAAACAACATTTGTATGAATATCACTCTATAGGGGTGGATTTTTCTTTAACCTT  
TCATATAAAGGAGA ACTATCAATAGAAAGGTTTTTATAATAGTCAGCAATATAAATTGAGACTGTCCAA  
AAATCTTTGTAATTGGGTTTTTTCTTGTAAAATAGCAGGGAATTTATCTGCAAATGAATAGCTCTAT  
CAATCGGAATAATCTTTCTTGTATCGATTTCCTGTCTTAAAATTTGAATATGTATTTGGAATAAAGAC  
ATTTTAGTAGCAGAACTACTAAACCAGCATTTTTTATGAGTTTAAATAAAAAATTTTATATGCTTAAA  
ATGTTGGTCTATATCCTGAGAAAAGATGAGAATATCATCAATATACACAATGCTAAAAGACGAATAGG  
GATAAAAAATATCATTACATAATGTTTTGAAAACCTCAGAAGGAGCATTTTTTAAACCAATGGCATTACA  
TTCCATGCATAATGTCCCATAGGAACAACAAAAGTAGTTTTGTACTTATCTTGTTCAGCAATCTGGAT  
TTGCCAATAACCATATTTTTAAGTCAAATTTTTGAAAAAATATTGGCAGACTGGATCCTAGTAAGTAAAT  
CCTTTTTTATTAGGAATAGGATACCTAATCCATTTTTAGAACCTTATTTAAAAGTTTATAATTAATAACT  
AATCGAGGAGCACCTCGTTCATCTCTGTATTTTTATAAACATAGAAAGCAGTGCACCTCCAAGGGGA  
ATAAGATTTGCGAATAAGCTTTTTGTGTAATAAAGAATTTGGAAGTGAATATATGCTTTTTTCTGT  
CCCAAAAAGCAGTGGGAAGGTCGCTACAAATTTCTCTTTTGATAAGATTGGTGACAAAACCTAATTTTA  
TCTTTTTGAGAAAATAATTTGTTTAGAAAATATTCATAATTTTTTAAATCCTTTTGCAGAAAATGATTTG  
CTTTTTGTTTATAAATCAAAGTTTCTTTTATCATATCAATTTTTTCTAGTTTGTGGCTTAGTAATATAGT  
CAAACATAATATATTGACCATTTGTCTCAAAAACGATACCCCTTTGATGTAACCATAAAAAGTTTCGATT  
AGATTTAAAAGGGAGTACCCAAAATAATTTGTTGAGTAAGGCTCTAACCATACAAAAGTGGTTTG  
GAAACAGAGCCAGAATTACAAATATAGGCATTAGATAATTTATACTGGATCTTCATACGAGACCCATC  
GGCAATATTTAAAATTTGTGAAGTTTTATCATAACTGTGTAGGGATTAAGCCTTCACAAAATACAAT  
TTAAATCAGCTCCACTATCAATAAGAGCTTGACCAGAAAATGTATATTTCTTTATTTATAACAATAGTG  
ACTTGAGAATGCCACTTTTTGATAAGTAATTTCTATCTATAGTATTAAGAAAAGTTTCATCATCCGAAC  
GCGACTAGCCTTTTATTCAATAAAAAGGAATATCCTTTTTGAATAAAAACCTTTAAGAAAATTTAACCTCAT  
TTTTTAAATTTATAAATTTTCGCTGCGTAAATCAAAAATAGAAATCTCTTTTATTTTAAAGGACATTAATT  
TCCTCTTTAAAAGTTTTTACCTCTTTATGAATTTCTTCAATTGAAATACTTTTAGAGGGAAGGGACTG  
AAGTCCTTGAAACACCTGTTTTAAAGAGTAAGCTTCTTCAGGAATATAAGAGGTTTCTTTTTGCTTAC  
CTTTTGTAAGAACATCCAAATAATGTTCAATCATTTTTTTTATTAACATCAGAAATATCAATTTTCGTTA  
ATAAGATCTAAGATAGATCGCTCTTGAGATGTAAGAACATTAATACTTAATCCATTATCATCAAGCAT  
GGCTTTGTAGTGATTATCCTTACAACCACAATCAGAAGCAGATGAGCTGCTATTTTGTTCAGACTCAT  
CATTATAATCTTCGTTTATCTCATTAGTATTTTCTGACTCATCATCAGAGGAATATAACATGACAGTT  
ATAAGCTGTTTTTTTTCAGACCTTCAACAGAAAATTTCAATTAATTTCTGCTTAGTCCAACATTTATTGGC  
ATAGTGGCCTGTTTTTCCACACTTTCTACAAAACACTGAAGCATTAGAACTAGGCTTAGGTTTGGGTC  
TAAATTTAGAAACATAATTAGTCTGATGATTACGAGTCTCTCTCCTAGGTTGAGAAGATTTTTTAAAA  
AATCGTTTTGATTTAGAAAAATGTTTTCTCTTAGAAGAAAACCTTATTATAATGATTTTGGAGGAATTTG  
TAAATCAAATCCAAATTTGGTCGCAAAAATCACCATTTCTTTTCTACCGGTCAAATTTTACTCTTTA  
ATTGGGCTCGAAGCTTTATGTCGTTACAGAGGGATAACGCTTCACCATCACATTCACATAAAGTTGC  
CCATAAGTATAATTATGGTAAGGGATTGTAGTTCCCGAGTTTGGCGTAAAATTTCTATCTTTAACCTT  
TTGGGCAATAAATTTGGAAGACCTGCTAAAAAAAATTTTGCACAAAAGTTTGCATTAGTATCCGGTC  
TCATCATAATTTTTGTAAGGAAAACATCCTTATAACCATCTAAAATGAGTTAAAAGTTGGACATTTAAGA  
TTAATTAATAAGTCTTATTTTCGTTCAATAGAAAACGGGATTTGCTCCAATAAAAAGCTTGTAAAATAGC  
AGTTAACAGAGTATATACTGCATTTGGTGAAACTGTATCCGTATATGAATCTAAACCTGTTCGGTTT

TTATAGGATTTCTAACGATTTTAGTAGGTGTTAATATCATTCTTTGTTGTTTCAGGAGACATAACATTG  
TCCCACCAACCACGTAGTTGGCCTGCAAAGCCTGCTACAATAAATTCGGCAATTTAGTAGTCTGTATT  
ATTAGCACTCAAACATACCGTAGAGTACATAGTTATCCTATGTAGTAGTACCATAATTTGGTACTCAG  
TCATACCATCTATATTCCATTATAGATGGTTCTAGCGCTGAAAAATAGCAGCAAGATTAGCACTCTCT  
TCTTCATAGAGTATATCTTGTGTCGTAGGCCCTAGAATAAATAATGCCTCATAGGGGGCGTTGGAATGGT  
TTTTTCGACCAAAAAGCTGTAGATTTACCAAAAACATTTTGGTTTATACTAGCATGTGTATTTGGAGTAT  
GTTCCATGGCTAAAAGCTGTTCTTCAAAATTGTTAATACTTTCTGTATCAGTGGGAATTTCTGATAGA  
GTAGCAATTTGTTTACCTTTACCAATATTAAGGCTTTCTAATTGTTGTGTTAATAACGTAATAATATC  
ATTATTCGTATTAGAAATAGTAATATCAATACTGGGTTTTAAAAATAGTAGGTTCAATAACCTTTTGT  
GAGGGGTGTAAGAATAACTAGCTACATCAGCTATTTCCCTTATGTACTATAATAGTTCCCTTTGTCTTCA  
ATACGACTTAGTTGGGAACAAATAGTCTGAAGAGTTAAATTAGTAAAAATTTAACTGTTTTTTTATGCGA  
AAATGCCACAGATTCAATAATAGCATCACCAGCACGAATTTTAAAAGTTCTGAAGTATAGCAGAAAT  
CGTGTCCCTTTTGGCGTTGTCCAATTTTTATGAAAAGTTTTGAGAACATTTAAAAAAGGACTGTTTT  
CTATGGTAAACCATATAGGAAAAGAAATTAAGGCTTTGTTGCATACAATCAATATGATTATAGTATAGGCGT  
TTATAATTTTGTTTTTCTTTACTATTATAAGTAGCAAAAAACCATTTACGGAAAAGTATACTTCTT  
TTGATTAAGATCGTTTACACAGTCTTGTCTATCATAAGTAAAAAGGAATAGAAAATAACATTGACAGCAG  
ATATGTCATCAAACCTCAGACAAAAGTTTCTGGTTCTCTTTTTTCTTCGTGATAAAATAGCAGGAGGTATA  
TTTTGTGACGAATTACAAACATCATAAAAAACTAAATTAGAATGTTTTGTTGATGTTATAGAAGGGTT  
TGCTAAAGAAGGGTTGGGCGTATAGAATCTAGAGGATTGTCCTTCTGGCTTAAAAGAGCTTTCATAGT  
CAGAAAAGAACCTTCTCGCAGATAAACGTTTTTCTTTATCAAATTTGATAAAGACATTTCCCTTCTTG  
GTCTGAATAATTTCCCTCAATTTTTTTAGTGTCCATAGGTTTCAGCTGGACTAACAGAAATTTAAATTC  
TTCCGATGGAGGTTCAATATCCTCCCATTTAATAGTTTGTGGGGTGTGAACATCTGATTTTTAAAAGGT  
TTGTTTTCTATTA AAAACAGTTTTTCTTTTTGTGTCAAATATTTTTCGCCCTTGACTTAAAGTAGTCATA  
GCTTTATAAAAACTCTATACGTTATGTTTAAAGGCTCAGTGCCTTCTTTGAGTTTATAACCATGAGT  
TTTGATATTTAAAGTTAAAACATTCAAATATTTTTGTCTGTTAAAGAAACAGAATACTTAGACTTGG  
GTATTTTTTATCATGTGTATTTAAAGTTAATACTTTTTTTTTTATCATGTGTATTTTTTGTGCAAAA  
CTTAATACTTAGACTTGGGTGCATTTATCTTTTAAACAATCAACATATGCATGATTGGTTCTTATGTGC  
ATCCATATGAACGGGTTGACATTTTGATTAATATTTTTTTAGTCCATGCAAAAAACCTAAAACACAAAT  
TAGATCAATAACATTTATGTATATATAGAAGATAAAGCCAAAACATCCCATTTTACTTCCTTAATGGC  
TTTTGGTAAACCTTATGCTTTTGAAAATGAATTGTTTTATTTTTAAAAAAGAGAAGAAATGAATGATTTT  
GCAAACGCAAAAATGTAAAATACTAGATGTGATGTTTTTCTTTATGGAAGGATTGACAAAACCGCAAAT  
ATTACCAAGATATTATGATCTAGCCGTCTAGGTCTAGCCAACTTAATTAAGAGCATCTTTAGCGGGG  
CTGGGTTAGGATGGACGGAGCAAAAAATCCACATGTGTTACGTTTATCGGAGTGTGGCAGCGATCTC  
CTATCGTCTCCCCCTCTCTCTCTTCTGAATTTGGAGTTTCGCTTCTCCATTTGGTCTGCGTTGGCTCCG  
TGTGTTTTAATTACAGGACTGATCTCTGTATTATTTACAAACCAGTCATTTAGTTTTAAATGTATTTAAA  
AAAATATGACCGTTAATAATTACAAAATGGTCGATGTAGTTTCGAAATAATPATAAAACATTCCTTAT  
AATGGTAATAAACGACTAGTTTGACTTTTTTTTTGGTTCCCGAATTTTTTTAACTTATAAAAATAGTCTT  
TATAACGGCTAGTTTTTGGTCTTAAATATTTTTTAAATTAACAAAAGAGTGTAATTTAATCTTATATA  
AAACCGCACTCTACTATCATTCAAAAACACATCATTCAAAAAACTCTTACTATCTTAAATATATTAT  
TCTATATATCATATAATTCAAACATTTTCTATCCGAAATACAAATGGATCCAATCCGATTCTCCTCCT  
CTTCATCTGATTACTCGTCCGATTCCGATGATGCCAATTTTCGCAACGATGAATGAAAATTTTCTCGCC  
GACGACCCTATGTTTTTACCGATTCTTGTCTTTTCGAACATGAAGGAACCTCACACAACGTCCGTG  
AAAACAACGAGTTGAGAGGCCTCGATTAATTTATGAATGGGACGCTAAACTACGGAGGCACTATTTTT  
TTGGAGAACACATGTATCCGGACGAAGTATTTGACGGAGGTTTCGTACGGACAAGGAATTTATTCGTC  
AGAATGTCCGATGAGATTATTGAGAAAAATCATTATTTCCAACAAAAATATGATTTTGGCGGGCGTAT  
GGGTGCCATCCCTTATCAAAAAATTATTGTTGCTCTTCGCATGTTAGTCTATGATCTCTCTACGGATT  
TAGTCAATGAGAATATTCGTATATCCGCAAATCTATCCTTAATTTGTATGAAAAGTTTTTCTCGTGCT  
ATCGTGAGAACATTTGACGAGCATTATTTTAGAGAGCCAAATGAAGACGATATTCGTGATTGAACAT  
TATCAACACTCGTACGGTTTTTCCGGTATGCTCGGAAGCATTGACTGCATGCATTAGAGGTGAAAAA  
ATTATCTCACCGCTTGGGCTGACCAATATCAAAGTGGTCACAAAAACGAGCCATTAATAGTCGTTCAA  
GCGGTTGCTTCTAAGGATTTATGGATATGGCATGCTTATTTCCGGGCATCCAGTTGTAATAACGATAT  
CAATGTATTAGAGGAGTCTAATTTATTTGATAGACTTATGGAAGGCGATGCCCCACCTTATATCTATA  
AAATAAATGGAACCGAACACAATATGTGGTACTACCTTACTGATGGTATTTATCCTCCATGGGCTTGT

TTCGTGAAAAGCGTTCCGTCTTCTATGTCACACAAAAAATTGTACTTTTTCTCAATACCAAGAAGGAG  
TTTGAAAGGACGTCGAGCATGCATTTGTTGTGTTGCAATCTCGTTGGCAAATTTTAAGAGATTCGGCA  
CGCTTATGGGATCAAGAAGATTTAAAGTACATCATGTTAGCATGCATAATATGATTTCTTGA AACCGAG  
CCTCCGGAACAATTATAGTCAAGAGATTTTCCAATGGTGGGTTCTGACGATCCTTCTCCA ACTCTTCC  
GGTCATTGAAAATGTTGTTCCAACAACATTTAGAGAAAAGACGTTTATCGTTTAAAGAAAAAAA AACTT  
GAAAACCTTCAAATGATCTAATCGAGCACATTTGGCAATCTATGGTTTGAGAGTTTGAGGCCGACG  
ATGTTCAAAGTCATGTTTTTTAATAAGTGACATTGATGTAATCTTATTTTTATTTTTGATTTAATTTT  
TATTTTCAATTGATTTAGTTTTTATTTTTACTTAATGTAATTTTTATTTTTACTTGATGTATTATTTT  
ATTAATTAATGAAATGAATGTTTAATTTTTATTTATTTAAATTTATAGTTTTTGTGTTAATTATTTA  
GTTTTGATTACAATTATAACTGCTAAGACCTATTAACAATTACATTCAAA ACTGTTATGATCTGTTTTA  
GTAATTTCAATAACATTCAAAAGTTAAACCAACACACCAATAAACTTGACCCGTCGTTCCCTCACAAA  
CAACACCCAAAATTTAAGTTAAACCAAGAAAATGAACCAACCTATTGTTAAAGATGCTCTATTGAAGT  
TAGCTTTGATTTCTATCAGCTATTGTGGATATTATCTAAACATAATTAATCTTCTAGAGTTCCCTTC  
CTTTAGTTGAACTTGAATATTCTTGA AAAAGGTCAATTGAATATTACTAATTTAGTTAAATTC AAGCTT  
TTGTTGTGATCTTTCTAAGCATAGACTGGGATTCTACTTTCGTGTGGTTGGCACTTTTTCTAGGAAA  
GATTATTCAAGTAGTATACTTTAGAATAATTCAACTTATCCATATGGAGTTGGGTAAACTGCTTACAT  
TTTTTTAACGAGGAAAGAGATCTAAAGGACAAAATGGGATGCATATTTGTATGCTGCATAGTATTCCA  
TGGGTATAAGGTTATTAATAGCTTTCTAAACCTTTTCTTAATCATATATTAATCTTCTGAGGCTTCT  
AAGAGACAAAGACAGATTTTGGAGAGTTCAACCACCACAATAATGAATCACGTTGCTTTGAGATTTTG  
TTTAACAAACTCCCTGCCATATTTTTAAAATAATGTCATCACACTGTTATCGGATTTCTTGT CATGAT  
GGAGATGCCAAAAAATAATATATATATATATATATTTCTATCATAATTTAATTA CTAAAAAAACT  
AGGCAACTGGATTATTTAATTAGCGCTCGTGA ACTGAAGGGA ACTCCGTTGATGCTTGACGGAAGTACA  
ATTTTAAGATTTGGGTATAACTGGATATTTGGACGAAAATGGTCTGATAATTTAATCAAGATCTAATG  
CGTGTATATATATCATTTCAAGCAAGACATTATTTGGATATTTTACCATCTGGA ACTTAGATCTTTGCT  
TGAAAGAGTAATAGATTAATTCGGATAGTAATATTTACGAAAATGGTAAATTATCGGAAATAGATATC  
TAGCTTTGATTAACGGTAAGATGGGATTCAAGGTACAAGGTACACACCTCCAGACTACTCGTATTCA  
AAATACACCCTACACCTCCAAAGTTTTAACTTTTAAAGCAAGATATTATATTCAAAAGATAAACGAAATA  
AAATACTTCTACAAGCTACAACACGGTATTTTAAAGTATGTAAAAGAAAAGCTAATCGATGGTATTTTTT  
ATGGCTTTTTAATCTCTACCCTACA ACTCGGTCACCAGTTAAATTGACACAGTAATCGCTGGCTTATAA  
TCTCCGCTAAGATAAATGCAATTCGGTGCCTGTCTTGTCTAATTAGACAATCTTTTTAGGACTCCCCA  
AGTATACGTGATTAAGAGTGATTTTAGGTTGTCGATATAGTTTTATAAACTTTAGTTGTTGTCGTGGA  
AGCAGCCTCTTACAGAAATACAAGGTAAGCCTGTCTACATTAGGCTCAAAGTGGCCCCGACCCCTCCC  
AGACTCCACGCATAGCGGAACTTTAGCACCGAGTTTGCCCTACTTACTGTTAGCATGAAA ACTACTC  
CATAGTTATCAAGTTTTCTTAAAACATTGACGATAAAAAAGACGACAATGAAAAGGCTCTAATAGTAC  
GAACGTCCCACCTTAATCAGTACGTGTTTCTTAAAAGAGTAAATGACCATAATGGCTTATAATGTGGA  
TCACA ACTTTTTATGAAAAAAGACAACAAAGTAGTTGTTGTTTTTTAAATCTTTCAATAAGCGTGT  
TGTTTTGTCCCACCATCTCAAACCCAGTCACTTTCAACAAAGGTCTGTTAGTGA AACACTTTTTAAATC  
TCAGTAAGTTTTGTAAAGGCAAAAGAGAAAAAAGGTAAATGTGGGTAAAGGGAAAAAAGACATCGGTT  
ACAAACAGAAGAAGTGACAACCAGTTGACCTCACAATTTTACTATTAAATTAACCTAGAAAAGAAAGA  
AAGAAAAACTCATTTGATGTTTATTCTTTTTCTCTTTTTGAGAGATGCAATAATTTATAGGGATTTGT  
GGATCAAGAATACCGCCTTGTTTAAATGTATATGTAAGGAAACTGTCAGAATATCTTTTGGATGAATA  
TGTAATTTTTAAGTAGTTCAATCTTTAAAGTGCATGCAACAAATATAATAACTCAACACGAAAAACAT  
TCTTTCATAGAAAACAATAAGTTTGTACTCCACTGACAATGTAATTAGATGAAAATTTAAACTTCAA  
AATATCAAATCTACACATTTATAATGTCAGTAGCTTCTGTATACTTTTTTTCTTTATTTATTTTCC  
CAAAAATATTAAGCTTTTGCTCAAACAATCCAGTGTGTTGGCTATCAGAAGTCAAAAAGGAACAGGT  
GATAGGTCTGGTTTTCTAACAGGATGTTAAATGTGTAGGTTATTTAAATTAGTTATAATTAACGAACATT  
ACCAAGTGAATAGAGTTGTCTCTGCCTTACTGGCAGTGTCTTAAAAATCGGATTAGTGGGCCGATTAG  
TCGGCGATTAGTCGTTAGTGGTTTTCCCATCCGACTCGGCTAATACTAGTCGTTGAGAAGTCAACGAC  
GGTCAACACATCGATTAGTCGGATTAGTCAGCGATCAGTCGGATCAAATCAGTTAGTCAGAAACATAT  
TAGTCGGATTAGTTGTTGATTAATCATATTAGTCGGCAATTAATAGATTAGTCGGTGATTAGTCGGGT  
CTAACTTGAAAGCTCCTTAAATACTTTAAATATTTTTTAAAAAATCACCACCGATTAGTCGGCTAGTC  
GGTTCCCTCGGAGGTAAAACACACAAGGAACGCCAACGACTTCTATAACCTTGCTTACTGGTTGAGAA  
AAAAAATACTAATACGATTAATAGTTGAACGGAACAGGGGTATATAATCTTACTGTGCAGTGTTG

GAGAGTCCTCCAAGAGGACTCGATAATCTCACTTAAAACCTTGTGTTGCTAGTTAGTAGGAAGTGCGA  
CTGGATTGAGCTATTTTCATATGGGGTATAATAGATAACATACTGAAAAGTCCGCAAATAAAATTTTGT  
AACATCATTCAAGTTTCCGAGAGGCCTTGAAAAATATCCTCAAGCATATTTGAATGTAGCAGTGAAA  
ACTGGGGAATTTTTTTTTTTGAAAAATAAAAGTGATACCATCATTAATTAAGTCCATCCGACCAAACAC  
GATTGTTTTTAAAAGATCCATCTGTATTACACTTTAATCTATCGTTCACGGGTTTAGTCCATTTTCGTT  
TGCACTTGGGTGTTTTTCATTTGTATAGTCACTGCTATTGAGGTGCTCTTTCAGGAAGTCTTTATGCAA  
CTTTAAAGCTTGACGAATAACATGCTTCGGAGTTGGTTTTTGTGCTTAAAAACGAGCTCATTTTCGAG  
CTTTTCAGATTTGGCAAGTAATATTCATGACCATCTCCACATAGTATTTGGGTAGCTTTTTGTCCAAT  
AATTGCTCAAACCAAAGTCTAGTGAGGTAATACTGTGGGGATCAATGCGAATGTTTAAACGGACAACC  
AAACCAAAGTCTAGTCCAAGCACATTTGGAGAAAAATGTGTTTCAGATGTTTCTATTTCTGACATTC  
ATAATGGGCATGTAGGAGTAGTTCCACACTTTCTTTTTGAAAATGTTTTCCCTTTGTAGCAAGTGAATTC  
GACACGGTTTTTCCAAAAAAGTGTGAACCTCTCGGTGCCGTCTCTGCCTTCCAAATACGTTTCCATGT  
GTGGCGGGACGGTTTTATAAGATGAACCTGGTACTTCCATTATTTTGTTCAGAACTCCAACCAAT  
AACCAGATTTGACTAAATATATGCCCGTCGAGTATGGTGCCAAATTTGTTTATCATTTCCCTTCTT  
GGCTTATCGGAATAGCACTGATCCTTAGTGTGTTTTGTTTTGGACCCTGACAAAAGTTTGGCCATA  
TCACATGTCCTTGAATTTTGATCAATGAAGTCGCTAACTAGATTTAGTACACAATCGATCGGTTTTTG  
TTCTGGACAGAGAAGGATGGTTCAGTCGGAATCCATTTATCGCTCCAAAAATCTATTTTATCTCTT  
TGCCACATTTCCACCTTAGCCCTTTAATAACAATCTTTTCTTTGATTAACCTAGACCAGCCCAC  
GATGCACGTCTTCTTTTACATGCTCTTAGACACCCATCGTTAGGAAAAATAACACTTTTAAAACCT  
CGCCATAATTGATCATGATTATGCAGTAACCTCCAATATTTGTTTTGCTAACAAGGCACAATGAAGG  
TATGCATGTTTTCGAAATCCAAGACCACCTTCATCTTTCGGCCTCGACAAAATTTCCCAACTTTTCCAA  
TGGATTTTCTTTCTTCTCCATTTCCACCCACCAAAAAATTTCTATCAATCCATCTATTCGGTTGCA  
AAGATCTTTTCAGGATTAGAAAAGCAGTTCATAGGGTAAGCAGGAATCGCTTGCCTACACCTTTAATTA  
GGACCTCTCTCGCCGCTAAGGACATCAGGGTTTTTTTTCCATCCCTGGATTTTATTCAAGATCTTTTCA  
CGTAAGTAAGCCATGACACTTGATTTAGAACCTCCCAGCTAGACGGTAGTCCAGATACTTAGACTG  
AGGCTTGAACCTCGACATTCCTAGTTGTTGTAACAAATCTTGTGCTTATTCGGAGGACAGTTTGTAG  
AGAAAAAACCTCAGACTTAGCTAAGTTGACAGCTTGTCTGAGACATTGCAGAAATCTTGTAAGATA  
CCCTTGAAGGTACCAACATCCTCATTATTTGCTCTTATGAGGATAATCATCAGCAAAAAACAGATGCG  
AAACAATAGGGCAGCCACGAATGAGAGTGAAGCTTTTTGAGGTTGCCATATTTGTTAATAGCAACATTGA  
GTTTTTTTCGATAACACATATGCGACTAGTAAGAAGAGGTACGGGGATAGCGGGTCCCTTTGTCGAATC  
CCCCTTCTAGGCTTTAGGTCTCCAATGTTTGTGCCATTCACCTCAGACCGAAAACTGAACAGACCTAAC  
ACATTCATCACCCATCGAATCCAAGGGTCATCAAAACCCATACGTTTCATTACCGCTTCTAAAAAAT  
CCCAGTTTACTCTATCATATGCTTTATTTAAATCAATTTGTGTACACAATTTGGTGATTTCTTGTAGC  
TACCAATTTTCGTGTTTTTATCTTTATCCTAATCTATGTGAGACTTGGTATTACGTACATTTGTATTG  
CTGTGGTGTGTTTTCGGTAAATAAAAAACTCAATGCTGACGAAGTATGCATAGCATAAGAATGAATATC  
TTAACAAAATACTCTTAACAAAATCGTTATCCAAATGACATGATTTCAAACGTAATTGATAAGATGC  
TCTTCAGCAAGGCCTGTCATTCAAAGAAAAAAGTTTTGCTGGATAGATCATAGAATGTAATGC  
CTTTACACAATTTTCGTTACATAACCGATTTAGTTCCTAATTTTCATATGGAGCGAGAGTGGGTGATAT  
TAATTTATAGGAGAGTAAAAAGTTTAAATATCAAATCAAACATCTTTGCATATCTTCAATTTTCAGCAAC  
TACTCTGTATAAACTAATCGCATCGGAAAAATGCAACGTTGTGAATCAAACCTAATCGCATCTGACAAA  
AGGTGCTAACAGACCTATTACATATAGTAGAAAACAGAGAAAATGAGTCAAAAGACGAGGTCTCGTACTC  
TTGTTTTATCGGACCAATACGTTTTAGTCAGAAACAGGAACTTCAAAAAAAAAAAAAACTTTGAAACC  
TATATATTTGGTAAAATAAACTTTGGGAACCAAGCAAAATATGCTGTTTACATGCAATTTACTGC  
ACTTATGAACAGACCTGTCTTTTCGTCTTAAGATATCCCTGCCGGACTATTGCAAAGGAGATGCAACT  
TCAAAGTAAAATTTAGTTCGAGGGAAAAACAAAACCTTGTGTGGACGTTGAACAGTGCCAAGTTCAGAG  
TTTTAATATCAAACAAAAAAGATGTGACTCAAAGCGCACAAAAGCATAATTAATTTATCAAAGAAA  
AGTAAAACCTAATATGGTTGATGACGCCATGTCATCTTCAGCAATGGGTATGAGCAAACCTCGCCATTCC  
TTCAAACGATTATCTTTTAGTAGGTGATTCATACTTCTCCCATTTGTTACTAATTCCTAAAGTAGG  
ATCCTGTACAGATCCTACTCGATTGTTGTTTATGTCACCTCTTATCTTCTACATTTATTTTTCAGGTT  
GCATTATCGCGTTTTTCATTTCTGTTTCTAAGTAAATTCAAAACCTCATCCAGGAAAACCTGGTGTCAA  
CACACAAAACCTCTAAATGCATTTTATATAAGCAGCCTTTAGCTCAATACAACAATAAAAAAGAAAAG  
ACAAAATTTTAGTTGCTTAAACAAAGATGTCACAAAAGCCAAAACCGCAATCCCAATCATGATATTGAG  
AAAATAATTTGACTGAAGAGGCTTATCTGGGCTCCCTCCAACGGCTTCATATTTCTGCACGGATTTTCT

GCTTCATAGCATCAGACAGCTCTCTCTGCAATTTAAATACGCATCACTATATAATATTTATTACTCTT  
CCTGATTTTAGACTTCCAAATTCTACATTTGAATTCACTCGTTTGACAATGTCCTTGATATCGTTTTAT  
TAAACAAACGACTCGAGAAAACAAGAACTTGTTTTTTTCTTAATCCTGCAGCAAAAAATGAAAAGAT  
AGGGATTTAATACTTTAAATTATGATTTCTGTTGAAAACTCTTTCAAGCGGCAAGTTGCGAGAGAGT  
TTCCAAAAGCACAGAAAATTGTTAATGTAAATAGAATTGTGAACAAAATATAACCTTTCCGGATGAGTA  
CTTAGCAGCAACAAATTTCTCAGGTACACCTTTTGCAGGGACGTCATCTATCGTGATACCCTGGCCAC  
AAAAATTAACAATTGACTTAATTAATTTGACTTAAATAAAATGAAAAAGTATTCAAAGAGTCAAA  
CAGAAGACAAAAGGACATTGTGGTTCTTCAACAGTGATTAACCTTTAGAATAGTCGAATCAATGGAGTA  
GAACAAGAAAAGAAAAGCAGTAAAAAGAAGTTAAGTTAAAAAGATAACTGTGATTGCTGATTAGCCAAAT  
ACTACAATTTATACTTTAATGTTCAACGAAAAGTATGATCATGTATTTGGAAAAGAGGTAAAGACCCAG  
AGAAATGTAAGAAATCTAATCCCCCTTAATAATAATTTAGAATATGGTTCATAAAATAGCAGCAACAAA  
CAGTGGTTTTAGAAAAGATCACAAAATCACAAAATAAGATGGAAGCTTCTTCCAGCTTATTCAAAGGCA  
ACAAGTAGCAGTTACCAATTTAATTTCTATTTTTTCGAAAATTA AAAAGCAGGATGGATCAGAAATCCCAA  
ATGGGAGGGAGTGATATTCTATATGAATTTTTTTTTTTCACACTATGGTGGCAGAAAACGCTAGTTTTTAG  
ATTTTTCAAATTTGTGTGTGTGTAAGCCCTGACTGTTTTCATTTTCGTGACTAAAAGCCAGTGAGTGATTT  
ATATCAACATACCTCGGGAGGGTCAAATTTGGCTCCAGCATTGCTTAGTTTTGGCATGGGCATCTGCAT  
AGTCCTTGAAAAATGCTTCTTGATCCACTGCATATTTCTCTGCATATACCTAAAGGAAAAAAGATTTT  
AACAAAATAGCAGGTGCAAGATTAATGGATCGATTGCCATTACTATGGGAACCTTATTCAATTTAACCTT  
AAATGACGGGTCTTCAAAAAGAGCTGCATCAGTAGGCAACACCAGTAAATCCTCATCCCTCTTTTTCTT  
TTATATCCTGCATCAAACACATTTGATGAACTTCTAGAGTAGTGAACTTTTGTGTCTAAAATCTCACA  
ATTTCTCAGTTGACATTAATCATTTTTTAAGGTACAATTACAAAATAAGATGCAACAGTTTTTTTTAAAAA  
AATTAAGTTCTAACTTAAATCAATGTTTTTAAAAATCACGCTATATAGCACGAAATAGCAATTTTTTGGG  
AAAAAACGCAACGAAAAACCCTATTTGGCTGGAATTGCGCTAAAAATCGCGCTATAGGGGACTAAAA  
GCACAAAAGCGCAAAATTTCTGGACAAAAGCGTAAATAGCGAGTTAGGGAAAAAACAGCGGATCTA  
AATAATTAATAGTGTAATTTTCATAAAAGTGTGTGCAGTCCGGATGGTGTGACAGTGCAATTAATTTT  
CAGCAGACCCAAGTTCGAACTCACCTACAACAATTTTTATTTTTTTTGTATTTTTTTTATTACTACCT  
AATATAACTATACATTTTATCTTTTTATTGTTATATATTCTAAAAGTTTAGTGATATTTAGGCAAAAA  
AAGTACACCGCAAAGCGCTATGTAGCAACGCTATTTGCGCTTTTGGCGTTTCTCTCGAAAAACGCTA  
CGCTAGCGATAACGCTATTTAAAAACATTGACTTAAATACAGCGGTATCATACCTTAAAGTAAGAGTT  
GTCGAACTTTAACCATTGAGATGTCCACGACTGTCTCCTGGTGTCCAGGCCATCTTTCTAGAATG  
ATTTAATTTGAACTATTAATCTCAAAAATATGATACACGACGACCAAGTAGATTTCTTTTTTGGATTT  
ACAAGAGCAGAAAAATATAACAAGTCCAACCTTTTAAACATGCATACTTTTCCAATGATAGACCGT  
CACTTGAATAAACTTCTTGAAGCACTGTCTTTGGTCTTAAACATCTCTAGTTTGGAGTATCAATATTTCA  
TATTTTTATGTTTTCTATATATTTTATATAAAACAAGTTATGTAAAATCTTTGAATACAAAAGATTTGCTT  
CTGTAGTAAGGGCTATGTAACGCAAATCTTTGTATTAATTAGAAAAGTAGTTACTAAAAAGTTGAAAAG  
CCACTCAATCATGAGCATAACATTTTCTACTAGAAGTGGCAGAACCAGACCGTTTTTATTAGCCTTTTT  
TTTTTGCCAAGCAATTTTCTGTGAAAATCTCAAAAATTTGGTTGCCCTTTAAAAATATGGTCATGGA  
TATTAAGCTTTTGTAACTAAGTCTGATAGTATTTTAGTAAATAAAATTTCTTATATACACATCTGTA  
TTAATAGTAGGCTTTACACGAGTTTACATACACTAGAAGTAGTAACAATTTATTAATTTATATACAGTT  
GGAGTAGAAAGGGATATGTA AACATAAAAGCTCTGCGTTACAAAATACATACTTTGGATTTAAGCTTTAAA  
TGCATTTTCATAAAAATAACGAAAACAAAATAAATTTCTCTTACATACCGTATTTCTCATCAAAAAGCATA  
TAGTTAGCTTGCTGGAAAAGAGAAATGAACTAGCAGTTGCAGAGGTAATAAAATTTTGTATTCTAAAA  
AGTACTTGGAAGAGAAATATTTGATTTCTTCTCACAAGTCTTTGATTTCTTCTCCTCCAAAAGAAATTC  
AAATCTTTTTATTTTACTTAAGCACAAACAGGAAAAGAGTTTGGACCTTTGATTACAAGCCTAATCTTTT  
TTAGCCCATAAAAGTTCAAGTAATTTTACAAAATATCAGTCTAATTTGTTCAAAACAAAAGTCTTCTAA  
GCCCATGTATAAAAAGCTGCATTGTTAAGCTTGCTAAAAGTAAGAGACTAAAAAGTAAAAA  
CGTAATAGACAGTCTAGCATTAGCTCAACATTCTATAACAAGATCATAAATGATGACCTTCAAGCATG  
GCATAGTTGCTGTTTAGGACTTCATTTCTTTATGGGTAGTCTAAACTACAGTTTAAATTAGCAAGGTAC  
GAACTGCGAAGCACTCAGTATATGCCATCTTTTTACCTTAATGATTTAATTTACCATCAATCTAGCTA  
GTACTATATGATACCCAAGAATGCGAGAAGATTGAGGAACACTCTTTAGAAGCTACTTAGGTTTTCTTT  
AAATAAGTAAGATACGAGTAAATATAATTA AAATTTTCCGGCAACTAAAATAAATCAAAGTACCGTGTAT  
TTTTGTCTCTGGCTTTCCCAACCCTACGCTCTGGCCTCGACCTTCCCAGTGATGTGCACCTGAGAG  
AGCAACGATCTCCTGGAGATCAAACAACCTGAATTGTAAGCATCACACTACTGAGTACTGACACAACCTC

AATCACAAACAAAAAGGTGCTTAGCTATATACATACTCCCTCCGTCCCATAAAAAATAGTCCACTTAGAT  
TTTTCATGAATATTAAGAAAAGTTGGTTAGACTTAGTTTGGAGTAATAAATAAGGGTACCGATTCTCAA  
TATACCCTTGCAATAGTAATGGTTTTTGTGATTTGCAAAAAACAATGCTCATTAATTAGGGACATTTG  
AGTAAACTATTTTATTAATAAAGTCACACTGGACTATTATTTTTGGGACGGAGTCAAAAACTAACTGGAC  
TATTATTATGGGACGGATGGAGTATATCGATATATATATATATATATATATAATCATATATCAACC  
TTGTCATCTAATCCCATTCTGTAAAAGACATCACGCAGATGAGAAGCAGGACTAGGAGGGCTGCATC  
TGAACATGACAAAAATCTCAAATGTTAGTATCTGAATAACATCAGAGATTCAGAAATCAAAACCATGT  
TCAACACCACAAGGCATTAAGAAGCACCTTTGTCAATTAATTTATTTCTGTAAATTTTCGAATACAG  
TTACAAAAACCTTTACCAGTAGTTAACGATTACAAAAGATAAAAAATAAACTTAAACAGTACGAAAA  
CAGATAGTTAGGTTTTTAAAACTAAACAGGAAAAAGAGAAAAATCATCTTCGACAGGAACCTGTACC  
GCCCTAAGGACCAAACATATCAACCCTAATGTAATCGTATGATGATATACCGTGTAAAAAGATATTCT  
ATTTAGGGATGGCAGAACTCCGGTTTTTGGCCCCGACCCGACCCGGTTCGGGTTGGATAAAAAGTGCAGG  
TTTTATTTGGGCCGGGTTGGATTGGGTCACTTTGCACCTTTTGTGCAACTTTTGTGCAAGTTAGAAATAT  
ACTGAATAATAAAACACAACCCAATACACACACATGACACATCCTCTCTCTCTAACATACACAGATAC  
ATTGTATAAAACATATGTGCCTAGTGATGAAAAGATGAGAGGAAGCTAATTATCAACGATAAAATATT  
CAAAAAGGACTCCTTCACCAAATTAATTAGCCATCCCTACTCTTGTGTACTAGCTTTCTCTCTCTATA  
TATATATATATATTTTTATTTTTTTTTAGCTTGTATTTCCTTTTTTTTGTGTCAGTTTTTTTTCTTTTATT  
TTTTTGGGTATTGTTGTAAAGAATAATTTAGATTATTATAAATTTTTACCGGTAAATATGAAAAATT  
TGGAAAAATAAGATTTTTTAGGCTTTTCTAATCTACTTAAGTGGTGTGTGTAGATGCTTAATAATGGG  
TTGCGCTTATTTGGCTTATCAAAAAATAAAATGGGTTGTGTTTATTTTTAGCTTTTTTGTCCACTG  
TACTTTTTTGTATAATATTTGTTTATTGGGTTATTACTAGGTGAACAATGTCACGGTTTTGAACAAATT  
GATGATAACAGTTTTCTCGAGTCCCGCTCTTACTATTAATTCACCTCGTATAAAATAAAAGAAAAATTC  
AAGATTGTGGTCCAAAGTCCGGTTAGATTTCAAAAAGAGAAGAAGTAAGGACATTTGTTGGGCACATTG  
TAATATTTGTAAGAAGAAATTAACCGCGAAGCACACGGGAGGACGAGTCATTTGAAAAGTCATGCTA  
ATAGGTGTAAGAATAAACAATGAAAAGGAAACAGAATTTGAAGAAGTACCGAAATACGAATTTAGCT  
AGGTTAAATCGCGAAAAGATTTAGCTTCTATGATCATTTTACACGAGTATCCCTTTTCGATAGTCGAT  
CATGTAGGTTTTCAGAATGTTTGTGGAGGGCTTCAACCAGATTTTAATATTTGTGTCTAGGAACACGAT  
AAAAAAGATATTATAAAGGTTTATGATGTGGAAAAGGAGAAAAACGTATAAATTTGTTAGAGAGTGTTC  
GTAGACTATCAATTACCTTTGACATGTGGTCCGCCAAGCCAACAAGAAAGTTTTTATGGCAATTACG  
GCCCATTTTCATTGACGATAAATGGCGTTTTGCAAAATCGACTTCTTACATTTGTCTATGTGGCAATTCC  
ACATAACAACAAGTGTATCGAATGTTNNNNNNNNNNNNNNNNNNNNNNNNNNNNNNNGATCGTAAGA  
TCTCAGCAATTACAGTTGATAATGCTACAACAATGATGCTATGATACCGTTGATTTTCGACTGAGCTA  
TCAGGGATTCGTTTTTAAATGGACGGGAAATATTGCACGTTTCGTTGTTGTGCACATGTAATAAATCTT  
ATTGTTAAGGAAGGTTTTAGCAGCTGTTGGGAATAAAGTTGAAAAAATTAGAGTTAGTTGTGTTTTCTG  
RAYCGCGACASAATCTAGAAGAGAGAAATTTGAGGYCGCCRCGGCWSAGCTGCATATTYCTTATAYRA  
AGGGGCTCGAACTTGATGTTAAAACCGGTGGAATTCGACCTATTATATGCTTTCTAGGGCTTTGCTC  
TACAAAGATGTATTCAGGAAAGCTAAGAAAAAGATAAAAGTTATGATAGTTTGCATCTAGTGATGA  
TTGGANNATAAAAAGTTATGA  
TAGTTTGCATCTAGTGATGATTGGATTTTTTGTGAGGAGATATGTGCGAGACTTAATTTTTTTGCGG  
ATGCGACTGTAATCTTCTCTGGTACTAGTTACCCCACTGCTAATTTATTTTTTAAAAAATGTGAGAT  
AAAATTAGAATTCGATAAATGGCTTTTTAGTTCAAATGAAAAAGTTGTAGCAATGACTTTTAAAATGA  
TAGAGAAATATAACAAGTATTGGTCTGATTGCCACTTGATAATGAGTATGGCTTCTATTTTAGATCCA  
AGGTTTAAATTAACACTTGTGAGTTTTATTTCAATAAGTTGTATGGAGTTGGAGTGACAAGTAAACA  
TGAAGTCGAGAGGATTCAAGAATCCGTTTATGCATTGTTAATGATTACAAATCGAAATTTGATGCTG  
TTAATAATGATGTTACATCGTCTTCGGGAAACTATAACATGGATGTGGATGAGGAAGATAATTTGAGT  
GGTTTTGATGTGTTTGTAAATGAGACTACTAGAAGCTCGGAATCCGAATTAGATGTGTATTTGAGAGA  
GAAATTAGTTTCTAGAAAAGGAAAATTCGATATTCTTAATTTGGTGGCAATCGCAAAAAGTTTTCTTA  
TTTTGCAGATGATCGAAAAGATATTCTCGCTGTACAAGTATCTACCGTTGCTTCCGAATCTACTTTT  
AGTACGAGTGRTAGATTGATTTWCCTCATCGGAGTAGACTACATCCGACTACATGAAAGCTTTGAT  
GTGTGCCAAAATTTGGCTATGGGAGAGTTAAAAGGTAAGAAATCATTTTCGTTTCGAACAATTAA  
TTATCTACTGTTAGTTATATTTTTGTCTAAAAGTTTGTAGTTGTGATTTCCATTTTATTGGACCTACT  
TAAGTTACTTAACCTAGTAGATACATTTACATTTTACTGAACCTACTTAAGTTTGTAGTTGGGATTTT  
CATTTTTATTGTTAGTTATATTTTTGTATAAAGTTTGGAGTTGATTTTCTTATAAAGTTGTCTACATT



TCGTATCGAATGTTGGTTTACATTAGTTACTTTTTCTTTTTTCAAATCCGATTCCAGCCTAGATGCGA  
GTTGTCTCCCGAAAGTTAACGATGAAGAAGAGGAGCCTATTGACGAAATGGAAGCGGGAAGTAGTGGA  
ACAAATGATCATGTGATGATTTAGTCTTTACAATGAATTTGAGGATTTGAAGATGCTTAATGTAGTT  
GATGAGCTTTCAGTTAAAGGTTATTTTTACGACTTTAATATTTGCATGTATGATGTATGTTAGTGAAG  
AACGGTGATGAACTTTGTTTTGGAATTGGGATTTACTTATTATGCAGATTCTGCTGTTACAATTTGGT  
CTGATTTGACGATTTTATGCCTAGTGTGCATGTTGCTTAGTCATTTGTGTTCACTAAGTTTCAGAACT  
GACAATAATACAGGATACTTTAGCAGTGTACAACCATGCTATTAATCTTTACCATAATAATGGTTTT  
TAACCAAATTTTCTCCCTATAGCGTGTATAAAAAACAAAGAATAATAAGAAAAGGAAGAAAATTCGGG  
TCAAACGGGTTCGGGTATAAACGGGTTCGTGTCGGGTACGTGCGGCTTGATGCCCGGGTCGGGTCCGAT  
TTTGAGAAACCCGGCCCAATTGCCATCCCTAATTCTATTGCTTGCAAATTAACCAAGCAAAGGCATC  
AAAATAATACCATAAACAGGATAACAACACTAGTCTATTATACCATAGTAATGTACAAGCATTTTATTGT  
AACCACGGCTCAGATTGAATAGAGGTAGTTTTCTATATCTGAAATAAAGTGCTAGTCTCTTGAATGT  
TACTCTTACAGAAACACATGGGATATTAGTAATTATGTTTTAAATGTTCCCTATCTAGGTTACAAACC  
CAGGTTTGTCAACTGAGGGCAGATAAATTCATCATAATCTGCCTACTTCAGAAAATTGTACCTGGAAG  
CCTTCTTCTTCTGGACACTGTTTCGGGGCTAGTTACTTCCACTCTACCATACTTCATTGGAATTTTAG  
GACCACCAGCCTCCTATGAGTGCCATTGTGTCAAAGAAAAAGAAAAAGACCATTGGTGTGACTAATCA  
TTAAAATTGACAAAAAAAAGTTTTAAAGACCAGAATTAGGTTCCCGCAAACCAATTAAAGTTAAAAG  
TACCTCTATTGCTGTAGCACTGGCCAATTGGAAGAGATCTGCATATGTAACACCAGGATACTTCTCTT  
TTATAGGCTGGAGCAGTTTCAGTGCATTTACAAGACCTGACGAACGGGTACTTTAAGTATTTGTTAGT  
CTATCAAAACCCAAAAGGAGAAAAGAAAACAAATTGACGATCATCTTATGCAACTACCAACCTGCATTA  
GCTCCATGTTTAAAGCTCAATTTCAAACCTTAAACTGCCATTAGCTCCACCTCTTTGTGGCCATTCCTC  
AATGTTCTTGTATAAGTTCCAGCATCGTGCCATCCCAGGCGCACCTATTGACGTAACAACAAACCGC  
AAAAAGTAAATTTCACTAATAAAAAGGACATTGTTAGCCGAAGTAATTATGTACACGATTGTTCTCAAG  
ACATAGATGACAATTCAGTAAAATGATCTAACCTTACACGTACGCATAAAGTGATAAAGCTAACATG  
TTTTCAAATGATGGGTATAACGTTTTGTTGAGATCGCCGACTTTTTTTTCTTCTACATATCAGTTAGG  
GGATTCTAAAAGAAAACCTCAAACGATGATTTAAGAAGATCCAAGTCCCGATTCTGGGAAGGTTTTAA  
AAAGATGTTTGACATGAGTAAGGCGGTTCATGGGGGACAAGGGGAGTAGGCGGTGAAACGGAAATTTTCA  
TAATTTCAATTTATTTTTTTGGATTCCAATATAACTTACATATGTTCTTGGACTTCGAGCTAAATGTAAA  
GTCTAAAGACTAATAGTTACTCAACTATGACCAATTACAGTGTTTTTAAAAATCGGCCCTAGGCGGCGCC  
TAGGCATTAGGCGGGAAAAATCGGTCTAGGCGGGAAAAAGGGCGGCAATTAGGCCCTAGGCGGACCC  
TTTCCGCCTAGAACCTGCCTAGCGCCTTTTGAACCTTGACCAATTATAGGACGGAAATGAGCATAAA  
CATGTTAGATGTTGGCATTATAAGACCTGGTTAGACTTAATATCCACATCTAGTGCCAATTTATTTAT  
CATTAGCTAAGTTAGCTTCGATTGAGTACGCCCCAGACCAAGCCGACAAGTCAATAATGGGAAAGGCCA  
CCAAAACCTTACACCTAGGAGAGGACTTTTTAGAACCCTGCTTGTGTTGCCAATTTACTAAGAAATTCAGAT  
TACGATTTTTCCAATTCCAAATCACGATGAGATCCTGAAATGCACAACCTTATGGGTTGCATCTACAATG  
AACTTGATACTACTGAATATTTTTATAGGTTTTTTTTTTCATAATATGGGAGGGACAGAAACGTCGATTT  
TCAAAGATTTTAAATCAAATAACATAGAAAAGTTTTACTTTTTTCGTCAATTTTTTTTTTATCAAAATGGG  
AGGGGCTGCATTCCAACGTCTTCACTTAGTTTCTTCCCGCTACAAGACTGTATTTTCTTTTCGACA  
TAAAACAAGCAGTTGAAGCAGATAAATGTGCTAACAAAGTATACATAACACACACACAAATATGTATA  
TACCAAAATGGGATGAGAGAAAAGTGGATTAAAGAAGCTCCTTGATATCCTCTCTGGCACCCTTTAGCT  
GTTCCGTAACCTGACGCAGCCGAGCATTGTTGTTGCTGACGTCATTGGTGGTGGACCGTGACCGCTTTC  
GACACCATAACCGCTGACCTACTCTGAAAAACACAAATGACAACCATTTTGATACATTATTATCCGT  
AACTTTCCAAGATTACTAATACATCTACTGTTTTTAAATGCCAAATACTGATATATACACATATATA  
TATATATAGTGCATGTTTGGCAACAACCTTTGTTTCTTAGCATTTTTAGCTTTTTGATTAAAAAATCC  
ATGAGTGTGTTGGTATGTAACCTAATTTAGCTTTTTAAAAAGGTATGTAACCTAAAGGGTAGGAATTTGC  
GGGTTTTTTATTTTTATCTTTCTCACATTAATTTCTCCAAAAATAAATACTTACTTATAGAATGTGTTT  
GTATATCTACAGTTCAGTTATAAGTTAAAATAGGTGATCAATGATTTATCAATAAAAAATAAAGTACAA  
GTCAAATTCACAAATAAGTAAAAAAGTTACCATGGTGTCAAACAGTACAGTGCAACGTTTTTTAAGCT  
AACTAATTTATTGTTGCTTTTTAAAGCAGTTTTTTTCGACAAAAGAACTGATGCTAAACAGGCCCATAG  
GCTGATAGGCAGGTCTGATAACATTAATTTACAAATAGACAACCATTTTAATATAGCAAAGTGACCAC  
TGTTTTTACCAAATATTGTTAACAGATAGAGCATTACTTGTATTTTTAGTTGCCAAGTACTGATAAAT  
AACATCAGTCTACAAAACATTTACATAACAATAGGTAAATACTATCAAATAGATCAAATAATATAAAA  
TATTATATATATATATATATATAGAGAGAGAGAGGGGGGGGATACCTGGCGGAGGAAGAGGTGAGAGA

GAGAAGGTGAGGATTTGAGAGAGGGGAAAGAGAGTCTGGATACGGCGCGGNNNNNNNGGTTTTACG  
GCGGCGCCGGTGAGGGAAGCCATTGACGATGGTGGAGCCGATGAGAGAGAGAGTTCGCGACGACATTTT  
ACTGCGGGAAGTTATTTTTTTCATTGCGCAATTTGCCATAAAAAATAAATAAAGGACCCGGTATTGGAA  
TCCCACGTCATCGATCTTAAAATTGGTTCGAATACAGACTTTTTTACCCACGTTCTAGATGACACTTAT  
TTTTAAAAAACAGAGACGATGAAGATAATAACGTTATAACAAATGTTACATATCGCGAATTTTTGCCT  
AATTTTTATATTTATATTTGATTATTTGGCTATTATTATTTGTTTTATAACATGTACATATTTATTTGT  
TTGGTTTAACTCGTAAAAATATGTTAATTACTCATCATCATTTTCAGCTATAATTTGCTACAAGTCTG  
AGTAAAAAAAATTTAAATTTGAACATACCAATATAGCATATTTATTTATTAACAACATATTTGTAATG  
TAAGTACTAATTTTTAATGTTGGCATTGTGCTCCACAAAAATAAAAAATAAAAAATAAAAAATA  
AAAAATAAAAAATAAATAAAAACTATAAAAAAGTCACAGATGATTTGGTATAAAAAATATAAAAAAGAAATA  
TAATACTAATTTAATACGCCACTCAAAAATATACTCTTAAACAAAACACTACAAAAATGTCATAATATAA  
TACATCAGTTCAATTTTTAATATTAATTTTTGTACTCAGAATTTTAGCAAAATATAGCTGAAAATACTGA  
TAAGTACTTAACATATTTTCACGAGCTAAACCGAATAAAGAATCTCTATATGTTATTAACAAATAAC  
AATAGCCAAGTAATCAAATATAAATATAAACAGATACATTAGGAAAAATTCACAAAATGGAAAAATACA  
TAAAATATCTAACATTTGTTACAACATTACATTCATTCATCTCATAGATTGGTTTTTTTCAAAAATA  
ATTATCACGTAGTACGTGAGGTTAAAAAGTCCGGGTTATATGTGTGCGTTTTCTAATTCGCTTAATTTAT  
TTGATCAATTTTTAAAATTGATAAAAAAGCAAATTCACGTATGATGTGGGGTTTTCCAATACCGGAGCCC  
TTATATTTTTATGACGTGTGATTTTTCAATACCGGGTCCCTTATATTTGATAGTTTATGGGTGTTGATTG  
CAAGAACTAACAGTTTTGGAGATTATTTGCAAAATGACCCAATAGTTCAGGGGGGTATTTGCATTTTTA  
CCCTATTTTTGCGTTTTGGTGGTGGTGTCTTCTTCTGGTTGAGTTGGCCCAATGAGAAGTGGACACGTG  
GAGGTGTGTGTTTAGCACTGGTGTGCACTGTTGAGCTTTCTGTATATGTAATTTCTTTTTTTTTGCAAC  
AATTTCTGTGTGTATATATATATTATTATATATATATATATATGAGTGGCCTTTTGCGACTCTATCCTA  
TCCCCACCCCAAAAGACAGTGACACTACAACACGACTACTCACTATACTGTTACACGACTGAATATTA  
ATGTGAAATAGCTAAAGAATCCGAAAATTTCTAAGTTATCTGTTTTAGAGTTTTTTTTTTAGCTTTTTTC  
AAAGCTTAAAAGGCCTGACGTACCAAATTAATGTCTCGTGACAAAACCTCACATGTTGTGTGTCAGACG  
CATATCCGACTCTTTGACAAAAAACGTATGATATGTGCATCATAGAATACAAGCATAACTTGTGTTTT  
TTGCATAAGGTTATACGATCCAAGCTAGTTGAAATCAGAGAGAGAGAAAAATTTGATTGCAATTGATCA  
AATGTGTCTCAACCTCCTCACAATATTTCTAACATTAGAGTCTTTTAGAACATCGGCTCTAACGTTTTT  
CGTGACCTTAATCCAAACTAGAGAATGAACTAGTTGTGTGTCAGTCTCCCCCCCCNNNNNNNNNNNNNN  
NNCAAATCACTAAAAAAAAGTCA  
TATAAGGTTTCGAAAAATTTATATGGAAATCGGTCCCTCCCATCTCGGATTCGTGGTTCCGTCGGTGG  
GATCCAAACTAAATATCCACTCTCACAACATTTATTACAAAACAAATTCACCATTTTGTATACTAAAT  
ATTATTTTTAATATATATACTCGGAGCGTCTCCAGTTTTACGATCGTCATCCCTGTTAATACTCGTA  
TTGAGGTCTAAGCATGAGAGAAATGAATAACCATTTATAAGTGCAAACGTGCAGGACCCGGTCCTTTTT  
TTTTTTTTCTTTTTATGGGGCACAAAATTATGAAGTACTGTTTCTTGTGTGCAACTTTCTCTTTGTAT  
TTTTTATCATTATTTTATGTCGTGTGATACTTTTGCAGTATTAATGGAATAGAAGGCGGTCTGCGTC  
ATTTCACTTTGGTGCCTGTGATTTTTTTTTATTAACATATATCTATAACTATATTCATTTGTGCACGTA  
TACATGAAATGACTCTTTTGGTGGCCCGTCTAAAGAGGGGCGGAACTAACGGTGGTAAGAAGTCAGGA  
TGTGTAATGGGGGGTGCCAAATATATGTACAAGTAACATATTTTTTATTGGGGTGTCAAATCTACACC  
TAAAAAGAAATTTGACTAAAAAAAATTTGCGTCACTTGGGATTTCTAAAAATTTATGGGGGGTGTGTGGC  
ACCCGATCGTCCCCACTTAACTTCCCCCTGGTGGTAAAGGTGCCATTAAAAATAAAAATATTTTTTT  
TATATAAAAAAATTTGAATATTTAATATTTTATAACATTAATAAATCCCCAAATGAACATATACTAAAT  
TAGTTAAAATGATAAACATAAACTTTGTGTGTCAAAAGGTTCCTAGTTCAAATCTTTTGGCTATCTTT  
TACTCTTCATTTAATTAACATTAGTTTACTCTTTTAAAGTTCTCCATTAATTAATTGCATCTTAAGGTA  
CTATTACAGGTTTTATAAATAAATGTTTTTGTATAGTTTCATAATCATATTTATAATAAAGTTTACTCT  
TTTTGAGTTCTCCATTACTCTTCTGTATCGTTTTGAAAAATTTTAGATCAATGCACAAATCGTCTAACTTT  
TAAATTCAGGTTTTTTGGTTTTTTTATATCGTTCATTGTCATTGTACTAACAAAAAATTCACAGCTT  
TAAATTTTTAATCAATGGACAACCTCAGCTAAGTTTTAACTCAAGTTTTTTTTGGTTTTTTTATACCGT  
TTATTGTTATTGTACTAACACAAAAATTAACGACCCCTAAAAATGAATACTGATTCACCACCTGC  
TTCTAAGCTGTGAGGTCCTTGGCGGTATGTGGCGAGGGTATTTATGTATTCAATTTTTTTATTTATTAGA  
ACGGTCTAATTTACGTGTCTAACGGTATTTATTCTATACAAAACCTGTACTGCATTTATAAAAAACCGTT  
AACAGTTTTCGGCCCGATTAAGAAAAACCAAGTGAATAGTAAAACCTATTTTAAACCTATAAATACTG  
ATCATTTCCCAAAGGGAAAATGGGCTGCTCTCTCTTTGAAAAAGACACAGATATATACAGAGGAGGGA

GGAAGAAAAGGAGGAGATAGATAGAGAGGAAGAAATGAGTTGTCAGATTGATATGTCCATACATCTAT  
TGAGCGTTACACACAGGTACACAACCTCGTACTCGGCTGGACCACCAAGTCTAGGGACGGAACCACCTC  
CGCGTGATCTGTCGTGTCTTGGCAGCAGTACTCCTAGTTGACCTCACTGCAGGTCCATCCACATGAT  
ATCACAGTCACGGTTACTTCTCTCTTTCTCCCTACTTATATTTACACACAACCTGCTCTGCCATTGANG  
NN  
NNNGTGATCCAAAATACTACAACA  
AAACCAACATGTTATTAAGTCACTGCCAGAACC GAACCCGGTAATAAATAAGGTGCAAGTGACTACA  
ATAATCCAATTCAATAAGCGTACCTAAACAAACAGGAACCTCGGGAATCATCGGGACGGGCCGNNNNNN  
NN  
NNNTACCGACATGCTTACATGATATATCTGTTTATATATTATCTTTGTTGTGGTACCTGTCTTTGT  
AAGCTAGGTACAACCTTAGGTGCCGAAGCAGTAGAGAGTCCGGCTACAGATCTCGGACCGTAAATGTAT  
TAAACTGTTTTATTGATTATTGCTATATTATCTGGTCAACTGCTTCAGTAGNNNNNNNNNNNNNNNN  
NNNNNNNNNNNNNNNNNNNNNNNNNNNNNNNNNCAAACAGGAACCTCGGGAATCATCGGGACGGGCCG  
CCGTACCATTACCATACACGGCCGCTCCAACGTTTTGACGGACCCTTCAAGCTGATAAAAAAACAC  
CAACCCCTATAACCGACATGCTTACATGATATATCTGTTTATATATTATCTTTGTTGTGGTACCTGTC  
CTTTGTAAGCTAGGTACAACCTNNCTCGGACCGTAA  
ATGTATTAACCTGTTTTATTGATTATTGCTATATTATCTGGTCAACTGCTTCAGTAGGGCCCCGATGGG  
CGTTTAGCGAATAAAATCTATAAGCCGAGCCTAGGAATAAAAAATAGGCTCGCCAAATGACGCCGTCTG  
TGGGAAACGTAATTTGCTAAATAGTTCTGAGAGCCAAAAAATAAAATTCAAAACTGCAAGAGAA  
TATACTGAATAATGTAGAGAACTTGGGCCAAGTGCCCTCCCTATGTCTCAATCCGGTCAACGACCCAC  
TAGGGGCACTACTAACGAGGAAAATATGTTTTAAGTATTTTTGGGCCGTAGCGCCCCAGTTTTATGC  
CCCAGTCCGGTCAACGACCCACTAGGGGCATCGCTAACAAAGAAAAATATGTTTTAAGTATTTTTGGGC  
CGTAGCGCCCCAGTTTTATGCCCCGTCGGTCAACGACCCACTAGGGGCATCGCTAATAAGAAAA  
TCTTTTTAAAGTATTTTTGGGCCGTAGCGCCTCCTGTTTTATGCTACAATCCGGTCAACGACCAACTG  
GGAGCACATGCTCCAACAGTGATAAGTAAAGTCTTATCACACCGGTACAGTCTTACAGTTTTATGCC  
CATACGGGAACACCGGTACAGTCTTACAGTTTTATGCCCATACGGGAACAGCCAGTGCCAACACCT  
GCTCCAACAGTGGTAAGTAAAGTCTTATCATCCCGGTACAGTCTTACAGTTTTACGCCCCAGACGGGT  
TATGACCCTATGAGAGCACCAGTTCAGTATCAAACCGGCATAAGCCTATGTGGCCACCGTGCGCCCCA  
GACGGGTTATGACTCTATGGGAGCACCAGTTCAGTTTTCAAACCGGCATAAGCCTATGTGGCCACCGTG  
CTCCCCAGACGGGTTATGACCCTATGGGAGCCCCAGTTCAGTTTCGAACCGGTATAAGCCTATGTGGC  
CACCGTACGCCCCAGACGGGTTATGACCCTATGGGAGCACCAGTTCAGTTTTAAACCTCCATAAGCCT  
ATGTGGCCACCGTACGCCCCAAACGGGTTATRACCTATGGGAGCACCAGTTCAGTTTTAAACCTGCA  
TAAATCTATGTGGCCACCGTACGCCACAGGCGAGTGATGACCCACTGGGAGCACCTGCTCCAATAATG  
ATAAGTAAAGTCTTATCACTCCGGTAGAGTCTTTCAATNNNNNNNNNNNNNNNNNNNNNNNNNNNN  
NN  
NNCCGCGACTATTCCA  
ACATAGTCCATCTTCGATAGTATTTCGAGCTCAGCCGATCACGGGCTTCTCCGACATTGTCCATCACCG  
ACAGTCTCTGAGTCTAGCCACCACGGCTTCTCCTGGCATAAGTCCATTATCGACAGCCTTCGAGCCTAG  
GCCACCATGGCTTTCCTAGCACTNNGACATT  
CCCCGACCTTTGTCCGCTCCTGGACATCTCTGACCTAGTATAAAGTACTATTTAAACCCCTCAAATCC  
CAAGGAAGACCATATTTAATCATGTTTGAGTATATATTGGCGAGCCTGATTTTCTTCCCAAGCTCGGC  
TTAATCAATTCGCGTCGGCTCCGATCTTCCAAGGTCNNNNNNNNNNNNNNNNNNNNNNNNNNNNNN  
NNNNNNNNNNNNNNNNNNNGATGCCATCATAGAGGCTATCAACGCCCTTTGAGCCGCAAGGCAACGAG  
TTCTTCTCATGGATCTCCAGCATCATGCGAGTCAGCTCGTCNNNNNNNNNNNNNNNNNNNNNNNNNN  
NN  
NNNNNNNNNNNNNNNNNNCGTGGGGGAGGGCTCTCGTACTGTTCAATTATCTGTCTCATCGTTCCCTGGAA  
ACGGATTGTTCGGAGCTAGCGCGCTACGGTTTTCCACAGACGGCGCCTATTGGCGAGCCTGATTTTCTT  
CCCAAGCTCGGCTTAATCAATTCGCGTCGGCTCCGATCTTCCAAGGTCGTTGACGTAGGTGGTATCTG  
CTTCGTCTCGGGGTGCTCTTAAGNNNNNNNNNNNNNNNNNNNNNNNNNNNNNNNNNNNNNNNGGTTGGTACCA  
GGTTTTCCCTCTCCGACGATCAAGTCAGTATCGGTATAGACTGAAGTTAGGAATACAGTTAAGGGTGA  
GGGATTGGTCCAGTTACGAGTCGTGGCGTAAGGTGTCACGGTTGATATTCTGGTGGTCCGGGTTGTTT  
TTAGCTTTATCTCTCTCTGTATTTTTGTGTCCCCCTCTAATTGGTATTAGTGGGGGTATTTATAG  
TCTGATCAGAGGTGTTTTGAGCCCTTGATCACTGCACTGTCTAATAAAGATCCAACGGCTCCAGGCC  
ATTTATGACTCTGACAATGGCACTGTTTCATCATCCGGGGCCACAGGGCTGGCCTGTGATTGGGCCAC

GTCAATGAAACACATAAAGGGTCCCCAAGGGAGCAACAACATTAATTGGGGAAATGTGCTCAGCAAG  
CTTCTTCGGGCCGGCCTAGGCACGGTCCGGCTCCCCAAGATCCGGGGTGATGCGTCGCCCATGCTTGA  
TAGGCCCGGATCGCCTGCTGTGGGATTGATATCGGTTCCGGACGAGGGGGTGCCGACATCCCCTCGCCA  
TATATATATATATATATATATATATATATATACTTTTTGTTACTAAATGATTACTTAAATAGAAGATGT  
CTCGTTTTGATAAAGGTTTCGTGCAGGCCTCATAAACTTTTGCACCAGCCCTAGCGGTGCTCATGAAT  
CAAGATGTCCCTACCTAGGGCCACCGCTGCAAGTGTTCATAAAAAATAAAAAGGACATGAAAGATCT  
TCAATATAATTTTATATGCACGTGTAAGCTAGTTTTACTTTTACATTAGGGATGTGATGCGATTGAAG  
TATATTTTTAAGGTAATCAATAATCATGTAAACATCCAAGATTATGTATAGTTTTAATTAAACAATTT  
GCTAAATACTATTGCATCTGTCTAAATGATACTGTAGACAATCCGTTTTCTCAAAAAAGATGATAAAGA  
TGATTGACTAATTTGTAATGTGGTCTGCTATATTACTGACATACGTACCATTCTCCGGTTTTAAAAAT  
GTTGAAGACGACTTTCTCGTGGCAAATGTTTGTGTGCCGGTTGTAACAACAACGACTAAATCAATT  
AAATTAACAACAAGGCCAAGTGTTTTTGTCTTTTAAAGTTGGTCCAATTTTTGTGGCCCTATCTTATT  
AATGGTTTTAGAGGATAATACAAGGTACACCTTCATCTGACTGCCAACCTTTGAACATACGATTAAGA  
AGACTGTTGACTCTATGAATCTAGATACTTATATCACTAATTTCACTTATATTACTCTATTAGTTCCC  
GTATATCACTAATTTATGTTAAACAGGATGAGATTGTTCTAAAAATATATACGCATCCGTTTTCTTAT  
ACATTATCATTCTATTATAATAAGTCAGCCCCAAGTCAAATGAGTCTGTCCAATTTAGTAAAAAAAATT  
TCAAAAACACTCATACACTTTTATATTAATTACAATAATATCATACTCACATAAAAAATATAAAAAGTA  
AAAACATAAAAACTATATATTTATCCCTCTTTAACAAACAATTTTTTTTACCAACTCAAGTCAAATG  
TGTCTGCCCAATTTAGCCACTTTTTTTCAAAAATACTCCTACACCTTTATATTAATTACAATAATACC  
ATACTCGCATAAAAAATATAAAAAGTAAAAACTAATAAAAACTATATATTTATCCCTCTTTAACAAACAA  
TTTTTTTTTAAATCTTAAACTATGTTTTTTTTTATTATCCACATATTTTTTTTATATTTTTATTGCGTTAT  
GCGCCGCACACGCAACACGTGGGACACGATTACTAGTCTTAAATATACATGAACTCAAATATCACTCA  
ACTATAACTGATCAATATATTTCTCTTATAATTAATAATAATTTATCTCTCTTATTTTTCTCTTATT  
CTATCTCATTTATTTGTACTTTTTACATATAAAATTAATAAAAATAACAAAAAGATGAGTTGTATAGTTA  
TGATAGAAAAATTTATAAAAAAACTGATAATTTGTATAAAGCAAAACGTTTTCTTATAAGTTGTAAAA  
ATGTACCTTTTACTTTAAATACAAGAAATCTGTAAAGTTATTTAATGTGCTTGCTCTATTAATTAATT  
TGGTTTTGAAATTTTTTGATAAAATATATTAATAATAATAATAAAAAATGATATTAATTAATTAATTA  
ATATAAGAAAAACGTGTAAGCAGATACGATTCCAATTCATAACCAAAAAAGTAGTATGTACAGTAATT  
TTGAAAGGTAAATAATTTAAGTAAGGAGCCTAACACAAGTAGTACTAACTAGTGGGTAGTGGCAGGAT  
TATAAATTTAGGCTACATAAATATTTCAATTTAAATCCGGCAGGTTCAATTTAAATATTTCAATTTATC  
CTGTGTACACAGCTAGTTCAATTTATATAAAAAATACGTTAAATAAAAAAAATTTGATTAATATTTAAG  
TTTATGGTAGACCCCTAGGGTTCTATATTTTTATTTGAGTTTTTAGTATGTTGTACAATTTATTTTTA  
ATTCATCAAATTTCAATTTATTAATAATAAAAAATACATTAATTAATTTGAAAAATATCATATAATCA  
TATAATTTTTCTAATATAAGAGTGCTTAAACCAGCTGTATTCCAAAAGAGGCACTCATTTGATTAATCAGT  
CAAGTTGAGTGATTTGACAATTTGGACAAAAGTCTTTTTTGTCTGATCTAATCAATTTCTAAAAAAGTG  
GCAATTTGTATGCACTCATAAAAAATATGTCGTAATTAAGTATCACTTACTFAAATTTGTATTTAATT  
GTAGATTATAAAATTACGTGTAATTTAATCGGTTAAAAATTTGTATTAATAATTTGTCGTAATGAAATT  
TTTTAAAAATTTGATCATATAGCTTAAATGTTAAATTTTATGATTATATTTAAAAAAAATCATTTTCGAC  
AATTTTAATACAAGTTATAAATCGCATAAAATTTGCATTTAATTTTCATAGTGCACAAGTGATAAACAAG  
GGAGTTTTTATACGTTTGGTACACCAAACTATGTGATTTTAAACGATTTGAGTACACACATTTCAATTTT  
TCCAATTTGGATACCGCACTGTAAAAAACTTTCAAAATTTCCAATTTAGCTACCAATTAATCACGAAA  
TCATGTCACGTGGCAGCACATGCTTGACAAACGTTAACGTGAGAGCATAATTTTGTCAATTTCCACCA  
TAATATATAATTTATAGAAAAACGATTTCCCAAATTCACACATAACAAAAATCAGCACATAGTCCAAA  
TTTGAAGGAAATGTTGTTCTGTAATGATATATTTTGTATGCAGAATGATTAATTTATCCTCTCACGTT  
CAAGTTTATCGAACACGTGCTGTGATGACATGATTCGGTAACTAATTTAGATAGTGATATCTAAAT  
TGAACAGTTTATTATAATATATATCTAAATTTGAGAAAAGTTAATAATTAACGTATATTTTTCCAAATAAA  
CAAGTATCCTTTCAAAAAAATAAATTAATAAACAAGTAACTCTCCAAGAGTCCCTCCCTCAAACCA  
TTTTTACTTACCCCTCTACCTCTCTATACCTCTCTCTAAGTCGAAAATGTCGACCGACCTGTTCCGGG  
TTGAAAGCAGTGAAAAACGTGGTGAATGATCTGAGCGAAACGTACGCGACAGGTGGAACGAGAGCATA  
CGAATGGAGAGTATCTCAGCTCAAGGCTCTCTTGAACATAACTTTTGTATCATGAAGATGATATTAACC  
AAGCTCTTTATCAAGACCTCTCCAGACCAGTATTGAATCCTTCATGGAGGTTCTCTTTATTTCTCTC  
ATGTGCATATCTATCTATATTACTATATCATGATTCATGAAGTTACTGATATTGTCATTTAATTTATAA  
CAAAACTTTTTGCTTCAGGATTCAGTTAGTTTTTTGAAGCTATGTTTTCAACTTGAATTTTTTTTCAGAC

TAATTGTCAAAAACCTATATATTTTTCCCTTGAAAAATTAAGAATACTATCTTCTTTAAGACGGTCAAAA  
TTCAAATACAAGCTACATAAGCCGGTGAACCTCCATGGTAGTTTATTACTCGTTATTATAGATTATCT  
TTATATTTATAGTAGAGGTAAGTGGTAAAATAGACTTTTTGTAAACTAGTTCCAAGTGTGAGACTAT  
TATTGTTTCAGCCCCAAAATTTTAGTTTGTAGTCCAGATATGTGAATCAAGGTGGATCTTGAGTTGTC  
CAATCAAATGAATAGTACAACCTTATATTATTTTTTTTTGAAAAAGATAACAGAAAATTTGACATAAAAA  
TCTGCAAGCAAAAAAACATGTATTGAACTTTTTTCTTTACTCTCGTAATTAGTTGAAGGCCAAAAAA  
AAAAACATGTATTGGATATTTCTGCAATTTTCAATATATCTAGCTCAAATTTGGAGTATTTCTGTACG  
TTAGGACTTAGAAAAATATGATTATTATGTTGTCACCTTATTATAATTGGTTGTTCTGAAAAGATCAAA  
AGTGGCTGTTGAAGTTCTAATAAATTTTTGATTCTCTCTATAAATTTGGTGGACAAAACATTTGCCGTGT  
TACCCGTAGAAAAGTCCCTTGCAATTAATCATCTTTAAGGATGTAATTAATAATTTAAATGGATTCC  
TTGACCATTTATTCTAATTATTTGGTGAAGTTGGTTGAGACGGTTGACTTTTAGATTATTCAAGATAT  
TGGCTCAAGTAATGTTGAATTGGTTGTTGATGAGTAACCTCTGGGATTTTCCATGTACTTGGATGAAC  
AACTATTGAATTACTGGATGTTTTAATAGATCTAGAATAGTCTATTAAACAACCTTCTAAATTTGTA  
TTTTTTTCTTTTGTTTTATGTAACACCGAGTATTAGTTCCATCATGTACCCACAGATAGGTATATGTT  
CAAACGTAGTTTTTCTTAGTTTTAGTTTTTTTTGCTTGGCTTTAGAAAACTTCAACTACTTGTGGAT  
AAATGTTGATAATGAAATAACTACAAGAGCTACCCCTTTTTTCTTTTCTTTGCAAATTTCTACTTCTA  
GCTTAAGACATACCTGAAAAATAGCTAAAAGCAATATTAAAAATAGTATAACATTTAAGAAATTCGT  
TTTTTTCTAGACTATTATAGAAGGCATCTATTAGAAGTAGATGACAGGTTGTTCTAGCGAGTAACAAT  
GGACAAAGAGTTGCTGCAATCCAAAATGAATTCAGATGCGAAATTTGGTACAGTTGCCGGACTAAA  
ATTGAACGGCTGAGATTTATTGAATTTAAAAAGATGAATTAATAAACATAGAATAACAAAACAATT  
CTTTAATTGCATTTTATCCAGACGTTGGATCTTAATTCGCGACTGGGATAAGCAATTTGGATTCGCCT  
GCAGCAATTTGCTATCCAGTAACACTAGCATTGCTTCTAAGAGGATCTTTAATCGGGAGGTTGTTACA  
AGTTTTCTGAAATCACATATGTCATAATAGCGTTTACCTTGCTAGCTGATTCTGAGAACAGCCATCGAA  
TTGATCGGTAATAATTGGTGAATCTTTTTCTGAACAATAGGAAACCAACTTGCCTTTAAATATCTTCTT  
TGCTCCATCTGCTTTGTGCGTGGAAGTATTAACACATAAATTGACAGTTAAATGAATACTTATAAATTT  
TTGGCAATTGAATTTAATATTTGTGAAAAAGGCGTACTAATTAGGAGTAAATATGCACCTGTCCA  
TAATTTTACTCTTCCAAATAATGATTGCTACTACTTCACTCATTCTGCACAAGATTAAAGTTTTG  
GCTGATTAATCTGCTAGAGTTTGGATGTAATAGCATTTTAATAACTTCAGCAATTTAAAAATTTGTGT  
TTCATTTAGGCCTTTTTCTTTTTCTATAAGGAACATCCAGTTAGGCTCCTAAAGGCTATGTGTGCCCT  
GTTAACTTCAAAATCTAGCTTATGCAGCTTTCATGAATGGTTAAACTTAATGCTTTTGGATGACTTTT  
CAATGGGATCTGTCTATCTATTACAGTTGATAAATCTGCAGTTATTTTCGATGATGTCCTTGCTTG  
AATATATTTTCGCTATTTCTTTTGCAGATTCAATTGATCAGGGGTTGCTGTGAATTTGCACTTAAAA  
TTTTAAACATTTGGATGCAACCGGAAAAGGTTCTTCATGATTTCTCTGATCTCTTTTAACTTTTTCTGT  
CTATCTTTTTTTTATCACTGATCAGTATTGCTTAGTCTTGGCAACGCTATGTAGGGACCTAATTACC  
AGAATTGTTATTTTACACTGCAGGCTAAAACCTTCTATGACCCTTTCCCGTCAATCAGCAGAAATTTGTG  
CCTGAACCATTAGGAGTGGTGTGGTTATATCAGCTTGGAAATATCTATCAGTATGTGAGATAGACC  
TTAATGCTGGCATAAATTGTTATCTTCAATTAGCGTTTGTGTTGCTTGTGTTGCTTGTTCATGAGTTGCT  
TAGAGTTAATTGGGATATGGAACCTTTATAATTAGTTTCTTTAGTTCTTCTGGTAGAATTTATAGATTC  
TTACTCCTCAGTTTTAGTGATATTTCTTACATTAACATATGGTTACCTTTTAACTTTTTTATTATATTT  
GCCAAAAAGAGAACCAGATTTAGAAATATATCCATAAGAAAGGAAACCAACCAATGTTTCTAGTTT  
ATATAGTCCACACCGAAATCATAACATAAAGTCATAAACTAATAATGTCATATTTGAACCTGGTCTTTG  
TTCCGTTGTTCCAACCTCGTCTAAGAAATTAATACGTGATCGAAGTCGGAGTACTATACTGCAGTATCT  
AAGGAGTTGAGACTTAAGAGCTGGTTCTCATGGTTATCATTATATTACAAAAGTTTCTCCTTTCTTTA  
ACGAATGCAATAATTGAACTCCTTCAAGTCTTGACTTTTTCTCTGTTGTCATCAACTCACCTTTTTTG  
CCGGTACAAGCTCATTTTTCGTATCAACTTAGCCTAGATTAAGTATGAATTTTTGACTGGCTAGTTT  
TGTGATACTTCTTTTTTCAAGTGTATCTCTTGACCCAGTCTGGAGCTATTGCTGCTGGGAATGCCAT  
AGTCTTAAAACCTTCGGAATATCTCCTGCCACATCATCACTTTTATCAAAATTTATTAGAAAAATATA  
TGGATAACTCTGCGATAAAAAGTTGTTGAGGGTGGTATTACTGAAACAACAGCGTTGCTTGAGCAAAAA  
TGGGATAAGATATTTTATACAGGTTAAGGCGTCTAACAACCTTCTTCTTTTGGTACCTCATGTTTTAT  
GCCTTGCAGCCTAATTTACATAATTTTTTCACTTTTTTAAATAGGCAACGAAAAAGTGGGACGCATAGT  
AGCGGCTGCAGCGGCAAGCACCTTACACCTGTTTCTTAGAGCTGGGAGGAAAGTGTCTGTTATTG  
TTGACCCCAACAACATCGATATAAAAAGTATAAGAGCTAAACACAATATGTCCATTTTGTGTAAATAT  
GAAATGTTATTTTCCAATTTAACATAATAGCGTCATTTTTCTGTCCCTGAAGGTCGCAGCAAGGCGGA

TTATTATGGGAAAATGGGGACTAAATTGTGGACAAGCGTGTATTTCTGCTGATTATGTTATAACAACA  
AAAGAGTTTGGCCCCACAATTGGTAAGCTTATATTAAGAGGGATTTAAACACTGTTATCTTTTTCTTTT  
TCATTGGCTTATTTGTGTGACTCGTTCTACAGATAGACTCATTCAAGACTGAGTTAACAGTTTCTTC  
GGTGACGATCCGTTAGAGTCAAAAAGACATGGCTCGCATTGTAAATTTCAACCATTTTAATCGTTTTATC  
AAAGTTCTTAGATGATGACAAGGTCGCTGGCAAGATAGTTTCATGGGGTTCGAAGAAATGAAAAAACAC  
TGTGAGTTCTTTACTTGATGCAATTTAACATCCGCCAATTATCAAAGATTCAATTATATAAACAAAA  
ACTATCTGTATCTAACTATCTATTGGACGACTAATCTTTTGAGAAGAATTGCACCCACGATTTTGTCT  
CGATGTCCCAGAAGACTCTCTTGTATGAGTGAAGAAATATTCGGCCCTTTGCTTCCGATTGTAACGG  
TAAATTTACTGGAATGACCATGAAGATTGAATTAGGAATCCTGTTTTCCATTTCTTTTTATCATCGGT  
AACTGTAACATATAACCATTTTTTAAGATGCTTCCCCTTTCTTTCTTGGTTATATAAAGGTTGATAATC  
TGGAAGAAAGCTTTGATTTTTATCAACTCAAGAGACAACCCACTTGCTGCATATATATTTACCAACAAT  
AAGCAGCTGAAAGAGAAATTTGTTAGAAGAATCTCAGCAGGGGGTATGCTCGTCAATGACGTTGCTTT  
ACACGTAATTTCTTTCTCTAACTATAACATTAACACGGCTCGCATATCTCAATGCATATGATCAATT  
TCGACAAATATGAAGTCCGGAATTACGATATCCACAGTCATGATTTACTTTTTTCTCCAACATTGTCT  
TATATTCTTCTAGACTAAGATTATATTTTTCTTGTGAGTATCTGCTATGATTTCTATCCTCATTTAC  
CTGTTTTCTTAAATCTATATGCATAGGTTTTTCACAAAATAATACCAATAGTGCAGTTTCATAAATTGC  
ATCAGTGTTCCTTGGCTACCATAGTCTCTAACATAAGCTTTTGTATGAAAATATTATAATTTACAT  
TGAACCTTCTCCTTTTCAATAAACAGCATATCATAAAATTAGTTATACATTTGGCAAGACTATACCGG  
GTTCTTGTCACTCACATTGTAAGCGCATATTTGCATCCACTCAATGAATGTTATTGGCATGAAGCCAT  
GTATACTGAATTAATAATACTCAGTTCACCATATTTGCACACTTTTAACGTTTTATGATGATCGAAC  
TAATTTATTTTTTTCATCTGTGCAAAAACAATGATACAGCTTGCCAACCCGAATCTACCTTTTGGAGGAG  
TTGGAGAAAGTGAATAGGCGGTACCATGGGAAATTTCTCTTTTGTGCTTTTAGCCATAAAAAAGCT  
GTTCTTTATCGAACTCTAGGCAAGGACCCAGATATAAGGTACCCTCCCTACACACCCAGAAGCTAAA  
ATTAGTCCAAGCGCTTCTTAAGGGTAACATTTTTCGGCATTATCTGTGCTTTACTTGGTTGGTAAGCAG  
TTTTAACGCTAAAATTCACATATTAGTGAAAACATTTTCACTGTCTCTTACCCTTGCTCAATTCG  
TCTCAAATTTCAATTTCTTGTTTTATATGTCATATCAAATACCATGTTGATTTGATTTGTTGTTGGGT  
AGATTAACCGTTGTAATTAAGCTTTCTAAATATTTGAGTTGGTATATTGCATATGATATTAGGAAT  
ATCCGATCATATTTGCTGATATGTATTCACATGCAGTATTTTCCACTGATTTCTTTCAGTTGCGGGTAA  
CAAACAAGCACGAACAAGCTAAAACAAGAGGAGGAAAGGAACCTTATTAATACCTCAAGCTATTATGCTT  
TTTTGATTTACTTCTCTAATCTTGACCTTTTAAAAATAATATACATGAAATTTGCCGATTCATTAATA  
TAGACCTGGGTACTGAATTGATAAATATCCGTCCTCAAAATTTGACAGAGATGTTTTTAGTGACAAAT  
TTCATGTCAGCTGATGAACGCTTGTAAATTCGCACAACCTAGAGAACTAAGTCGAAATTTAGCGAGAGC  
CATGTAACAAAATAAAGAGATGCTAAATGGAGAAAATCCCTAAATTTCCCTTAGTTAAATGAAATGT  
ATAATCCTTCCAATATATAGGAATTACAGTTCACTTATTCAGTTAAATTCATGTCGTGTAAGATGCAA  
TACCAGTTAAAAAGTAAAAAACAGTACTAAAATGCAACATCTCTTTTTTTTATCATTTGACGGATAAAA  
CCACGGCATTTTGGGATAGTAATTTTTGTTTGTAGTACATCGCACCTGCTATGTTGATATAGTTTA  
TCGCACATTACATATGCTTACATTTTTTTTTATAATCGATTACATATGCTTACATTTTTTTAATTACAT  
TACATGTATAACATAATAAGGTTAATTCCATGTCGCCCTTTAACTTCTCTGCGTCGTTTCACTTTGT  
CCAATACTCTTTCCGTTATTTCAAATTAACCTCAACTATTTTATCTAATCAACCCAATTAATAATTTAA  
ATGATGTTAGAATTTGGTTAACAAAACCTTTCGAAAAACCTAATTTATCATTTCTATGGGATGCGGATTC  
TCTCCAACCCCTTCATGGTTTGTGTGAGTTTATTAATTTGTAATAAATAGCTGTTTTCTAAACTAACAT  
TGAAAAAAGTCAATTAAAAACCTTGTGCTTTTAAAAGAATAGATTAGAGAAATAATAACTTAATAATGT  
ATGGCAGAGGATCCTCACCTGCATGGTGAACCTGTTAATTTCTTTAAGTCTCAAATTTCTTTAAGTC  
CCAATTATAATTTTCTAAGAAGTTAATGTTACAGTATATACTAACTAAAATAAAGTACTACTAAC  
TAACACTCGATGTGATTTTCAGTGTGAAAAAATTCACCCAACCTAACCAAGAAATTTGTGATACC  
ATTTGATTTTTGGTTGTATATGGATTCAAACGATAGGGCATCAGTTCCCTGTTCCCGTATACGACTCA  
TTTACATTAGGGATTGTTTTAAAATTTGACACGTATCAGTTTTTTTTATCCATTATTTAAATTTACAT  
GAACTCAAATATAAGGGATCCCTTATAATTAATAAATAAATTTCTCTTTCTTACTTTTCTTACTCT  
CTCATTATTTGTAATTTGTCACATATAAATTAATAAAAATAACAAAAATATGAGTTGTATAGTTTTGAT  
AGAGAAATTTGATAAAAAAACTGATAATTTGTATAAACCAAAACGTTTACTTATAAGTTGTAAACATG  
TATTTTTTACTTTAAATACGAGAAAACCTGTAAGTTATTTAATGTGTTTTTTCTAGTAAATTAATTTG  
GATTGAAAAAATTTGATAGAAATATATTAATAATAGTAATTTTAGTTATGATAATAAATTTGATAG  
GAAAACCTGAAAAATATATAAAGTTAAACTGTTTACACTAAAAATATAAAAAATGTGCTAATTAACCTAA

ATATAAGGAAAAATGTAAGTAACTGTGCACATCTCTTAGAAGAATAGGAGGTTAATTCAAAAAAAAA  
TTAAAAGATGAGGCATGGAGGCAAAGTTAATTGTTGGGGAGGTCCAATAAACTTGACTTATTTAAGTT  
TTAGTATAGAGTCCAACTTATTTAAGTTTTAGTGCATGCCTAATACAAAACCTCATTATTTTCATATG  
TTTTTTTTAAGTACATATGATTGACTTTTTAGTAAAAATTAATTTTTTACATTTTACACAACTTCTACATA  
TAAAATATAGATTATTAACCTCGTGTGTTGACTTGTATAAAATACAAATTTTAATATTTTCATATGTTATT  
ATATTTTGGACTAAAAATTAATAAGTTATATTTTTTAGACTTACACTTAATAAAAAAAAAAATCAAA  
GACTGGACCGGCCAGAGAATTATACAGAGTTGAAAACATCTGAAAGGATATGGGACAAAAATAAAAAA  
GCCACACATTGTACACATGGTATAAGAAGAAGGAGTGGCACCAGACTCTCTACTTGGGAGTTGGGGGA  
GTTATCGGAGTCGCCATCTGTTTTACGATTTTGGAAATAATTTTTTTCAGTTACTTTTTCTTTGTATGAAT  
ATTATATATTTTTTTCGAAATTGTTTTGTTCTGTAAATTTTTTAATTTTTTTTACATTTTTTTTAGTTTACGA  
ATGGATAAAAAGGCCAAAAATACATGTGTGAATTTGACAGGGTTTTTCCACTAGTCTGATCCGTGAGTG  
GGGTTTTTACTGTGCATGCTGCCCTCAAACCTACCCCGCCAAAGTGGCTAAGAATGAGAAAGCGTG  
CACGCTTTTATACCATTTGCTTTTACACTTTTGGTTTTTTAGCACCCGACACTGTAGAACTTCTTAA  
TAGAGTTCAAATTGTCATGCATAGTAATGTCATGACTTATAGATCTATGAACGTTGTGTTTAAAGAGTA  
TTGATTTTACAGAAAGATATAACAGTGTACAGCTTGTACTCGAATTTCTATATACGTGTAATCATTTT  
TTTTGTTTTAATAAAATTTAATATGTGACAAAAGAGTGGAGACAAAATTAAAAACATCTGAAAGTATGTC  
AAAATAAAAAATAACCACACACGGTCACTGTATAAGAAAAGAAAGTACCCCTTTGCTCAAGGAAATGTAC  
AGTTTTTGGACTTTTTCTGATATCTTTACCGTTAGTGTACTACTACATATGTGGCTAAACAAATAGATAAT  
TTTTTCATGTATGTATTGTCGTACTTTTCAAAGTTAATCACGTATGTTAGGTTAGAACACTAGTGT  
GAATTTTTAATTTTTCTATTTAAAATTTTTGATACGGATAAAAAGTTTGGCTTATTTTTGGTGGGTACAT  
TTGTGTAGGTAAGCAGGTAAAGTATTTAAAAGTCTCATTTTCACTCTTAAATTTTCGCTCTCTCTCTC  
TCTCTTTCTACATATACATATAATAATATATCTATATAGAGATATTCAAATTCAACTAGTATATAAATG  
CATTGACAAAATCTCAAATAATAACAATTTGTAGTAATCAAATTGAGCTTCTAAAAAATAACAGCTCA  
CTTGTTACTTGTACACTTGATCAGTAATACTAATAATTGCATATCTGAGAGAAAATGAAGCTTTTTAT  
TGCTTATTTTAGGGTTTTTTATTATATTCTCAGTTTCTTATGGAGAATTTGATAAACCACAGAAGAAA  
ACTGCCAAATCATCTGTTATCTTCCCTGTCACTGGAAATGTTTATCTACTGGGTAATTTCTTATTTT  
ATTTCTCACTTTTGTTTTTGTTTTTTGGTTTGTATAACTTTATATTTTTTATTATATGGACAATTTTTT  
CTCACTCCTAAGTTTTTGAACATAATTTAAATTTTGCCTTTAGTCTTGGTGTTTTTTTTACAATATTAGT  
TGGGTAAACATATCACAAATAGGAGTTATTTAGTTAAACTTTACCAAAATGGGGTTTTTTATTTATTTA  
TTTACAATATAAGTTGGGTAAACATGTCCATGCTATAAGTTGGGGTAATATATCATAGTGAAATTATT  
AAGAGTAAAACATAATAATTCGGGAAAATGGAGTTTTTTGTTGTTGTTGTTGTTGTTGTTGTTGTTGTTG  
AATTTGAATGCTTATGTTGGTATGAATGTTTTATTTTTTAGGGTACATACGATGGTCCGGAATGGTCCG  
CTGTTTATTATGTTGCCTTTTAATCGATTGATAATGGATAATGATTATTGTTTTTGCACAACCTTTTAG  
GGGTATATTAGTTTTGTGTTTCACTGTTGGTTTTGGGTGAGTTTTTTTTGTTCTTATCTTTGTTTTTGT  
TTTATTATTTAGAATTATGCATTTAAAAGATCTCTTCCAAAAAGAATGGATAAGAATAGAAACTATTG  
TTCAAGTAAAAATGTCCACGGCAGGAAATATAATTTCTGCAGAATTATTGGCGTCCGCACGCAATTAA  
ATGTTTGTGCGGGTTTTTAAGTTTTACCTTATTTTCACTCCTTATCGTTATAGCTTTTGGAGTAGAAAT  
TCAGAAGTTACCCATTTATATTTTTTATAGGTTTATTATATTTGACGGACTAATTTTACGATAAAATGTA  
TGGTTGTAAAAAGTAATAATTGTTGCCGCGCTCAGCTTATTCTGTATTTTTATTTTTGTATGGATTTT  
TCATAAGAGACAGTGAAGTGAAGGTAAGGTAAGGTAAGGTAAGGTAAGGTAAGGTAAGGTAAGGTAAGGTA  
ATTATTTGAACAAATTTCCCGGGGAAAGGAATTGATGAAGTTCAATGCTAACTTCAGCGGCTAAGGTT  
CCAGTTCTATTGTGGTCCATTGGATTTTTGCATCCAACGATCAAGATGTGTTGGATTTTTTTTTTACTT  
TTATTTAAACCCCTAAGCATTACACCTTTGGATGCAAATCCAACGGATCACAGCAGAACCTTAGCCGT  
TGAAGTTCATTCCCGAATTCAGATCCTTCTAATTGATCTACCTTTCATTTATGCAGAATCTCAGCTA  
TATAAGTGCACAGAAAAAAGTTTTATATATTGTACAATTATAGAGTTTACAATTTCTGAATTTAG  
ACAATGTTTTGTCTTACCTTACATCAGAAGGGTCTACTTATTTGGACTTTAGAACAAGCCCACTGG  
AGCCGGAACACTCTTATACATGAATTTGGATTTTCTTTGAATTTGATTTTAGGAAGTCAAAGTTAAAA  
GTTGTACTGTTTCTGGAGTAACCTTTTGTAAAGTTTTCTTTAATTTCTTTAAAAGAAATATATATATTTT  
TCTGCTTTTAGGAATTTAAATCTGCCATCCTAAACAAAATTTATCATCAAACGGATTAATATTTATTA  
AATCTAGAAAACAAGATAAACCATACTAGGCCTTTTCAAGGTGAAGAAATTAGACTTTTTATGAGCTTG  
TATAACACAAGTTGTTCCATATAGTTAATGTTTTAGACACGAAAGCTTGTCTTGTGTCAGGCTTTTTT  
TTTTGGTTTTATTATTTGCAGTGTATTTGGCTACAAGCTTTGTTTTTTTTGCTAATCGTTTTGAATAAGTG  
AGAAGGGAGAAGTTTTAACCTGGCTGAATGCGACCCTAATTTTTCTCTGTACTTATTAGCTAATTTGC

CCTTTTACAACCATATCTTTTTGCGCTTGTGTTTTGAGGATTTTCTACCGGTCCGTTTTCTGCTTGT  
TGATTGAAAATACATGGCATCTTCTATAAAAATTCACCTTCTACTCATAAACTAAAAGTTTTACTAATAA  
AAAATAGAACTTCTTGTACTCTATATGCAGGTACTATCATGTGACTCTGAACATAGGTAACCCCCCAA  
AACCTTTCTTTCTAGATATAGACTCTGGGAGTGACCTCACTTGGCTCCAGTGATGCACCTTGCACCT  
AAATGCATTCCGGTAATTCTCGTTCCCTCCGTAAATAAAAAATTTCTACTCTCAATTGCAGCTGTC  
TGATTTACATATGTAAAGTAAATAATCCAAAGACACTTCTTTGTCTGAGATTCTCTGAGAATAATA  
GAATTGAAAAGATTTGACTAGGTGGTGGGTATTGCGTGGGTGATTAGTTTATGAATAATCTCCGATAT  
TTTTATATGGTAATGAAGTTTCTACTCTTTGGTTTATTTAGGGGTTTGAAACTCATTAGTAAGGGCTT  
TGAGATTGACACTATTGCATAATAAACAAACAAATATGTTTTGAAGTGTTAAATAACCTATGTTGTAC  
AAAAATCCGTAATCTTTGCTATAAAAATCCCCTTATTTTTTAAAAGCAACCTAGAGCGTTATTAGCATT  
ATGGTTTTTCTTTTAGCATATAACTAGATTATAAATTTCTGATGTCGTGGACAGCCTTCTTTAGATTT  
ATTC AATTGTAAGAGTTGGACTTCCAATGTAGATGCATAACAATTTTTGGTATAGCCATCTAATGTAG  
AGGCTTAAGGTTTACTGAAGTCTTGTTCATTCTCATCATTGTGAGTCATAGTTAAATATTTAATTGA  
AGAATACTGTTTATGCTAATTGTACTTAATCTGTGCTTGTGAATTGTGATGGCAGGCCCTCATAACC  
CTTACAAGCCAAACAAAGACATAGTTAGATGTGGGGATCCCCTTTGTTCTTCACTTGCCCTGGCCTATA  
AACCAATGTGAGAGCCAAGAAGAGCAATGCGACTATGAGGTTGAGTATGCTGATCAATGCTCGTCTAT  
GGGTGTTCTAGTAAGAGACTCGTTCCCGTTTTAAGTTGAACAACGGAGTATCAGTTGCTCCTCGTTTTGA  
CATTTGGGTGAGTGTGTACATGTGTTTTTTAACCACCTCTTAACTTTAGCCGACCCTTATAATTTCCCT  
GAGTATAGTAGTCACTCTCAAATTTGTTCTGCCAATCACATTTTTATCGTCTCTCTCATGTATAGCA  
TAGAATTAGTTTCCCTTCGTTTTTATATCGTGGATATATGGATGATCCAAGTTGTGATTGATTCTAAAT  
ATATTCATATATTTGACGGTCCCTGTTATATTCTTGTGTACAGATGCGGCTATGATCAAGTAGTCCC  
AAACTCCATTACGCTCCTTACACAGATGGAGTATTAGGCCCTTGCCAAAAGGAAAAACAAGCATAGCCT  
CACAATTACATGACTTGGGACTAATTGACAATGTTTTAGGTCATTGTTTTAAGCAGTAAAGGAGGTGGC  
TTCATTTTCTTTGGAGATGATCTTGTTCATCTTCAGGAGTTACGTGGACCGCAATGTCTAAGACTTC  
TTTCGAGTATGTACACCAAATATAGAATGATATCTCATTGTGGAATACATAGGTTTCAGTTATAACTG  
TTTTATTTTCCCTCATATTTTTTCAGGAAACACTATGCGCTGGGACCCGCTGAACTACACTATGGAGGGAA  
AGGGATTGGAATTAAGGAGCTCCCGGTGGTATTCGACAGTGGAAAGTACATACAGCTACTTCAGTTCTG  
ATGTTTTATGGAGCAACAATTAATGTTAGTGTGAAATAAGGGAAACATCTTTTATATGTAGTTTCAA  
AGGTTAATTCCACTTTTTATACCATAATGTATAATCAGATATCAAGTGTGGACTAATTGGTGAATAGTA  
CACTATTAGGCATTTCTGCACGACTTATTACACTTTTAAGTACCCGATTGAAACAAAAGTATATGCTG  
ACTTGTTAATTAGTTATGAATGCCAAGTACTGTATCACCTTTTCTTTTCTTTTCTAATTTTGTACA  
CTATACTGCTATGTATTTTTTCAATTTGATTCTCAATCTATGAAATCTTTCTGCTTAGTGTGTTGTACA  
GATGCCTAAGGGCATGTTAAGTTTGTGTAATACTTAGAATTTCTGTTAGGTTAGGTCACATAAGCGAG  
AAATCGTGGTAAGTTTGTTTACGAAACTATAATTATCCCCTAATTCAGAGGTGACCTGGGATATTGTA  
ACAACCCCATAGGTAGAACTCACCTATAAAAACCAGTTATATAAAGGGAGGGTGCCTATGAAGTTATAT  
ACAACACGAAGGTAGCTTACACTACCGATGTGGGATAATGTAGTTTACACTACATCACCTTAGGATCG  
TTACAGATATAACCCAATGAAAACCTTTTATTTTGTATTGAACATGATTCACACCATTAGAAAAGTGACT  
AATTTGAAACATAATGATTGACGTGAGAAAGTACGTACTGTTTGTATCCCATTTGGTTGTGAATTAT  
TTCACTTATTTGGTGTTCAAATGCTTTTCTTTGACACTCAATAAGTATAGTACTTAAGGATGGACTAT  
ACTTTAATTAGACATGGACGAGTGACAACCTTGGACCGTCGAACAAGCATAGGAAAGGATTTTTTTTATC  
ATTGGTAATGGTATTACCGTAGAATAAATGAGTATGCAAATAGTGGGAAGACTCATCCTTTATTCTGT  
AACTGCAGATGAAGAAGAATTTGGATGGCAAGAAATTAAGAGATGCAGTTGAGGATCAAAGTCTTCCA  
ATATGCTGGAAAGGTGCAAAACCTTTTAAAAACATTAATGAAGTGAAGAATGACTTCAAACCTTAGT  
TTTAAGCTTTAAAAGGGGAAAAATGCTCAGCTACAATTTGCCACCTGAATCCTATCTCATCATCACAG  
TAAGCACATTTTATATGTACTGTCTTCCATGAACTTATATGAACATGCATGTAGCAAAATCGTGCACCT  
TTAAGTTTTATTGCATTATCATCAAAGATAAGTTAGGAAAAGAGAAATAGCAGTCAAGGTCTGGAGTATA  
AGTATATGTTTCTTAACTGAGGACTCGGTTAATATACATACAGAAGTGGAAATTTTTTGTCAATATTTT  
TTCCTCGAGTCTATTACTAAGATGCCTCATGACTTTGTTTGTGCCCTCTGATCATTGGAGTCTTATT  
TATTCATTCAATAATATTTTCTTGTGCATTTTGTATTATAAACTTTATAGAATGATATGTAAACAGT  
GAACTCCCTTGGTAGAGATATTCAAGGGAGTGTGCTACTGTTAGTTGACCCAGATAGAGTCATACAGA  
TAACTGGTTAGGGACTTTTCATGCTTAAATAGTTTCTCCCCTCTGTGAGGAACATGGAAACGCCCTGT  
CTTGGCATATTGAACGGCACGGAAGCAGGGCTCGATAAATTC AATATAGTTGGTGGTAAGAATCACGG  
AACCAATCTATTATGCATATTTATCTGAGATTTTTTATATCTTCTAATATACCTTTATTGTGCCTGTGCA



GACATTTCTTTGCAAGGTAAAATGGTGATCTATGACAATGAGAATCAACAAATTGGTTGGGTTACTCA  
AGATTGCGGCAGGCTTTGTAGGTACTAAATTATTACTTGCTTTTTTCCCCTTTGTTACTGAAGTGAGG  
AAAGCGTGGTTAATGATTTAACTGTCACGGTCTCGAGCATACTTTAATATAGGATGTGTTTCCCATA  
TCGATAGTGTGACACTTTTCTACTTGCAAGCTGTTTCGTCAATTTGTTACACATGTTTTGAAACTTCCGAC  
CTTTATATGGGATTTTTGACCCTTCTCTTACATTTCTGTTTGTCAATTTTTTACAGCGTGGGTCTGTA  
TTTTATCGGAGACATTTCTCACCCATATGCTTCAAACCTGTGCATTCAGAAGAGGGTTCTATTGAAA  
CTAATGCTTTCATAGGCTTCCCTAACTGAGCACAAATGAACTGTGATATATATTTCCGTGCACATATGA  
CTTCGTTGAACTTTTATAGATACTGATGATTTGTGGTTTCGAAATGCCCTTAGTCTTAGGAGTATGTG  
GTTTAGATGCTATGCTGAGATATGTTGTATCATTCAATCAACTAAAAGTAATACTGATATGGAGGAGGT  
TGTTAAGCTCGGTTGTACAAGATCCGATACAAAAGTAGCCAAGATCTTAAGCAACCTCCAAATGGAGAT  
ATTTTATAAATTTCCCTTACAGTTCCGTGAACTAGGTTTTGAACAAGTCGAGCATAAAAATCTCAACAA  
ATGAATGCTGATCTAAATATAGTAATTAAGAATTAAGATCAATCTGGACTTTCAAAACAGGAACACTT  
GGATAACATTTCTTTTAACTTGATAAGTTACATGAGAGCACTTAGTGCCAAAAGAAAAAGAGAAAA  
GAGAAAAAGAGAAAAAGAAAGATTATAATATCATCTTCTCTTCTGATGCACTCTCTAAAAAAATCT  
TCATATAATCACACCCTTACAACTTGGTTGGGCAAAATATCTACCAGACAACAATCATACAGATTGAG  
AGCTCTATGCTTTTTTACCCTCATCTCTATAGCAACTCTTGTTTATAAATAATTGAGAAGCATACTCTG  
TAACTGATTAGAGGTTAAAAACGATATTTACGAGCCTAGTATAACTCACTCACATTCAGGGATAAGC  
CATTCGACCATGTTATCTCAATTTCAAGCGTTCGAGAAGAGCTATCTTTGTTTCTGTCAATGGCTGAGG  
CTGAAAAGTCCACTGTATACTCCTTCACTTACAACCTTGTGATTTGAATGGTGACTGTACCGAGATT  
ACTCTGGAAAAAACAAACATAATTGTGATAATGAAAAGTCCACTACATACATGAGAATCGAGGAAGG  
AAAACCTTCGGAGATATCAATTTGACACATATCTGAGCTTATTGTGTTAAGAAAACAATTTTGATACT  
TTGTTTTTCTGAATTGAACAGAGGAAGAGACATCAGAATTAGCTTATCTCCTTTTTGCTTTTGAGAA  
AGAGTTGCAAGATAAATACCATAAAACAACCTTGTTCAGACCAGTTACGAAGATCAATGTAACATAATGC  
TAAATTTTCAATTTACCTTTCCAAAAGTGCTTTTTGCTTTTGCACAGGATGTGGAGTTTTTGCCCTTTG  
GAGGTACATCAATGCCCATGTAAACCCTTCTTCCACTCTGGGGAGGACTGTTGCTCACTACCTAT  
ACAATCCAGAGAGTTTTTAGTTTCGTAGGGTTAATGTCTTGATGATAATTTCTACTTATACACCTTTGTT  
AAGATTACCAAACACTTTTCAAGCAACTTTTAGAGAATATCATGATTGTCACTCCACTGTTTTGGCATA  
GTTTTTAAACAAGTACAAGAATAAAGACATCCATTGAATTAATTTACTAATAAAAAAGATCCTTCTGAGA  
TGTTAGGAAAGGTCTAGTAGGCAAGTGTTCAGAAAAATAGCATCTTGGAATTAGAAAAATTAAT  
AGGGTTAATTATGGCTTGTGACCTGTGTTTTGGCCACTTTTAGGATTGGTGACCCAACTTTTAACAA  
TTCCGTTTTAATGACCTAAATTGCCGTTACATTTCTTGATGAAAACCGTTTTGAAGTTCAATTTAA  
TCCGTATAGTTTTAAAACGTAAACGATAAATACTTAAAAATGTAAAAATACACACTCATATAAGCCCA  
CTTAAATTACACACTTATATAAAACATGTGTTTAAAGTGAGTTGCACAATTAGCAAAATAAAATGAATAC  
AAGTATCAAACACCATATGAACTCTATTAGTTGGGATGATATAAATATATCGTTACAAAAGCTAATTA  
TTGGAAAGATACTTACTCACAACCTCAATTTTAAATAATTTATCATTTTTTTTTTCAATTTCTTCACGAATA  
TCAAATATATAGAATAAAGAGAAAACCTTGTTAATATCATCTACATAAATAAATTTGGATACAATAAA  
ACCAAATATGTATGGGTTACAATCTAATTAATAAGACTCTTATTTTATTTTAGCATAAGACTAATAAC  
TCAAAAAATTCATACGTCTTTAATAAGTTTAAACAATGAACTTACATAGCAAAAAAATAATGATTTAA  
CTTATATTTATTAATTTGTATCACGATGTTTGATAGTTTTATATCATTTTTTAAATTTGCATTAACAAA  
ACTTGTTTTTTTTTTTATCAATTTACATATGAAATTTGTAACCTTGCATTTGATAGTTTTTATAAGATTTG  
TATAAGTGTTTTTATTTTATGTGTAAATTTTATAATTTTTTAAAGCGTTTATCGTAAATTTTAAACTATA  
CGGACTAAATTTGAACTTCAAACCGTTTTCCATCCAAAAATGTAACGGCGGAACACTAAATCAACCC  
AAGCTATAAATTTAGGTTACTAAAACGGGATTGTTAAAAGTTGGGTCACCAATCTTAAAAAGTGCC  
AAAACACAGGTCACCAAACCATAATTAACCAATTAATATAACAAAGGTTTGAATCAAAGCCAAGA  
TGAACCTTAATGAGTTATCATCACTTAACTGTGCTACCCCTTTTAGGTTTATTGAATATCCTTTCTGA  
AGGAACTTCATTACTTGCATATCATACCAAGATGAAGCTGTATAATCATGGCAAAAGCCAATGCAA  
AAATAAATGTTTTTACCTGTTTTTGGGCTGCTTACCTTTGACAATTCAGCACCAAGCACTCTTCTC  
AAGAAAAATTTTTTGGCTCTCAAATGGTCAAAAAAAGAAAAAGAAGTAACATTTGACTCTAATTTGAT  
AGATTCCATTACCTTAGTTTCCCGTGGGGGACCATTCCCAATCGTCAAACGACAAAATGCATTTGTTT  
CTCCCATTACATGCCTTAAATTTGTTTCTCGCTAACGGTAACTGTTAAGCAACCTGGTAAGCAATGC  
AACAACTATCTGCTCTCTCGTGAAAACCTTGGCGGACATGTTTTCATCAGCATTTGAAGAAATGGAAC  
CGCTTCTGAGGCTATCATAGCTTGAATTTAGATATATCTATAGGCATAGTTGACCATGATTGTTTCA  
ATAGACTTAAAGTGTCTAAACTGAATCTTGAGCAGTTTCGGCACCAGATTTAAGAGCTGTTACCAAT

TGGGGAATACATAATGTAGCAGCCTCAGATACATGTAGCTTAGGGAAATTTGTGAAAATGACAAGTAA  
AGCTTTTTAATGCTTCTTCGTTGATACCTCCTGTGACCACAATTTCTTCTCAAGCGCCGCTGTGAATC  
GATGCAATGACAAAATAAGATAATAGTAAACACTAAAAATTTGCAGTGACAGGTAATTACATTTCTCACA  
AGAAATGAGCGAGTGTGAGCATAATAGTAAGTTCAACAGTGAGGGTGAAACGAACTGATAGTTTTTTGA  
CATAAATTTCTAAAAGCTAGCGTAATAAAAAAGACATGAATACTAACCATAAACTTGCAAAGTGTCAATCA  
GGATACAACCTTTATATCGGCAATGATAACAATCAAAAAGATGATAAAACATATGCCATCACCGAGACT  
ATATGGTTAGAATAGATAAACTATGGGATCATCAGCGACATAATAACATTTTCACAAGTCACGACCGA  
TTAGTAACTAAAAGCACAATAACAATTCACCGGTGAGGGTGAATTGAAGGGATATAGTTCAACATTA  
TGTCAGAAAAGTACAGAAGTTCAACAACAAGAAAAAAATCACGAGCACTAAGCCACTAACTACAAACAT  
GCAATTGATTAACCTGATGACGATAAAACAATCAAACTGATGAAAAACATATGACATCCCAGGGATTAG  
AAGATAAGCACCAAGTATGAATGTAAAACAATGATGTACATAAAATGGTTAAACTAGTATTTACCTGT  
CAAAGATCTGATAAGCTCGTTCGATACATATTCTTGAAGTGTGTGATTGCAAAAACAGTACTTTGATGA  
GTGAAGCTGCTTGCCAGCAACCTCAGCGTTGGGAGAGAGCAGCAATTCCTGAATTATCAATATTTCCC  
CCGGCTTCTGCAATAGCACGCCTATTAGTTTCTACTTCGCATGACAAAAGTTTTGCAATGCACAAAAGTGC  
TACCAATTTCAATTCCTCTGTGGGCTGATCTTCCAATAAACTTATAAGCGCACGACAAGCAGATATAG  
AATCGGTTGCCCTAGCAAGTCCTTCATGTTGTGACAGGTCACCTAAAAGCAAGAGCAGCAATAATCTC  
CCAGAATTTGAAACAGTTTTGTGGGTCCAATAAATACTGTGCTAAAAGGGCAATAGCGTACTTTGCCAC  
TTTTCATTTCTCTCACTCTTTTTATTATTAACAAGTTTCGAGTAACCTTCCGCAAGCTTCCTCACATT  
GGTGTGATCTTAACACAATAAAAGCATCTATGGCACCAGCTCCAGCCATTTTCGATAGCACTGGAA  
GAATCTATTGTCTCTTGAACATAAGTGTCTTTATTGCTATAGTTATGGTGCTTTCTCTAGCCGAGTG  
TAACATTTTTATAAGTACGATAAATTGGAACCTCTGTAATAGTAGTCGGCGTCCGAGTGAAGAATATTAG  
ATAAACTAATATAGCTGATTTCCATAAATTCAGAGAAAGGTTGGGGATCATCTTGCATTATAACCTTT  
GAAAGTTCGATTAGACCCCCAGCATCAGCTACTGCGTTTTGGCCAACCTTAATGATATATTTTCTAAAGC  
CTTGATGGATGTCTGTTGTAAATTTAGTATTCTATTCCGGCGAGTTGAACAAGTGAATAACAGCGT  
TTTTAGTAGTAATATCTTGTTTAAAATGATCCAACCTCAGAAGACGACTTAAAAGTTCTGTGCTAAGT  
TGCTGTATAGCTTGAGCAGAGGAGAGTAGAAAACGGTATTAAGGGCTCGATAACCTGACTCGGAGAAAG  
TTCTAAAAGTGCAAGGCTTTGTGGTTTTCTCGAGAATGTTAACAAGTGTTTGTAAAAGCACTGTGTTGAC  
CCAAAAGACTAATATCTGAACGAAAATAAAACACCGAAAAGAGGGTTTCACAATATTTGCCGAGCTGAG  
CTTATGGATATTGCACCAATATTTGTGAGAACACGAAAATAAATTCGGCAATTGAGGAGCACAACGTA  
TGATGATCTGGGTAAAAGCTCGAGGCAGTTTTCCAATATTCGGATTTAACATATGCAATTTGCAGA  
GAGTCCGATCTTGTCTACCTTAATGAGAGCACTGATACTAGCCTCTATAAGTCTAACATTCGACCCA  
GAACTAAATTAACAAGAAGGTCAATAACATCTCAGATGCAAGAGATTTCTACTAAACGGTTGTTATC  
TAACAATCTTTCTAAAGCACAACACCCGGATTCAACTGCAGTATCATTATCAGATTGAATCAGCAATA  
AAAGAGGATCTAGGCATTTAAAACATAATTTTCAGCTTCTCTGAGCTTCGAGTTCCCAGAAATGATGAAA  
CAAAGTTCGCTGCTTTTTGTCTTAACCTTCCAAGGAAGAAGCAGAGGACAAAATTTTAATCAGGCTTGA  
TAACGGGTTTTGTTCCAATCAGTTAGAAAAGCCTGCTATATACGAATCCTCAGAAGTTAATTTAATCA  
AGCTTGTAAGTGAACATGTTGCTCAGCTTCTGATCCAGCTTCAAGCATGTTAACCAAAGGCTGAAC  
GCTTGTTGGAACTTCAAGATATCTAATATTAACAATTAAAAAGCTCATCAAGGGCCCTGGCAGC  
ATTTAATCTTGATTTTTTTGACCCCAATCGTAAGACAGCTATAAGCTGGTTCAAGAAATTAAGGCTG  
CTTCATGTGCAACAAGCTCTGGGTTGCTATACAATATTTCTCAAAAAGGTCGGTTATTATTAATTCAGTA  
AACTCTTGAGGACTTAAAGATAAGTACTTTGTTAAAGCTTCTAATGCTCCAGCTTCAGCCATCAATAT  
TTTTATTTGAATCACTATAAATTGGCGAGCCGGGTCAAAAAGTTGAACAGATATAAGTGGTGCATTTGGCC  
TATCTGGCATAGGTTTTAATAAATCCACTAATAAAGGGATAGATTTACGAGCAGTTGAACCAAATTTG  
ACATCTTCAATTTGAAAAGGTGGTTCGAGTATTACTTGACCGGGACTTTGAGAGAGAGAGAAAATCATC  
GCAAAGACCAACTAGGTTTTGAAAATCTGATTCTACACAACCGATCAAGGACATTAACCCAGAAACTG  
CTCCAGAATTTGCAACTGCTAGACTTATTCTTTGTTTTCCGTTACAAAACAAGAGATGCCATTCCTGG  
GCTGCAAAAATATTTATCAGTCATTTCTTCGGATTTTAGCAAAAAGTGAAGAGAGGGTATAATACGCAG  
AGTTGTTGAAGATGATACAACATTTTCATCTTCAAACAATATAGCTAGGACAAGGGCACTTATCCATA  
TGCCCTCTGCATTTCTCCATATCTGCCTGTATACAAAACATAAATACTTGAATTAGTCAGGAAAAGAGAAA  
TAAAGACACATATTCAATTAGAGATATCAAAGGAAAATAAAAAGGCAATTTTCAGTAGTAGAAGAAGATG  
GATAAGGATCTACTCAAAGTTGTTAAAATTAACCGTTAAACCGTGTAGGTTCAGAAAAGATCACAC  
CTACTTCTATGACTAGACTAATATTTTTGTCTCGCTGCTGGTACTTCACTGCATCAAAAATCGTTAACAA  
GTTAACGTCCTTGTGTTGGTTGCGGCTTTGAAAGTTGGCTATCTGGCATTTTTGCTTAAAGCTGGATGG

CGTTTGGTATTATCAGCTAAAGGTTGAGATTTTCTGTAAATATACCTGAAAAACCTACAAGATTTCA  
GTTCAATAAAAAAACAATGCCCTAAAGATTTAGGGCTTTTCTATAGGGAAATGGATAAAAAAAC  
CATGTACTTCTGTTTGGGTGACACATCCGTGCGATTTATACCGGCAAACTACATATGAAAAATAAATG  
ACAGTATTTTTTCTTTAAAAGAATGGAGCAGTACCCGTGCATTGGAAGTATGAGAAGCAAGCTTATCA  
GAGAGAACCTCAAGTGCCCCAGCTCCCATTACAGCAATCTTATTCTTCCCTATCAAAAAGAAGAAATTA  
CGATAGCAGCCACAAAGCTGTAGCACCTTCAATAATAGTGGCTGGATCATCAACATCAAACCTTATCCG  
CTTCCAAATACGAACCTTTATCCACAAAACTTTACTTCTAACTTCAATTTTCGAGTGAAGAGCAACTC  
GAGCTACACTTTATCATATCAACTAATGTGTAAATCAAGCGTTCTAACGAACCTGATCCATGTAACAC  
CTCCATTGCCTGGATTTTACATTCTTTAGTAGCACAAATGAGCAATGAAACACTTCCAACTCTTGCCT  
CTAAACTTGAAGAGTCTGTAATTCTCATTGATAGTCCATTAATAGCTCCTGATTTCAAAACCAACAAA  
TCACCTAATAAAAACAGGGTGATCCTTGCAAAGCCTAGAAAAGTATCTCAATAGCTTTTATCTTGTAAACAA  
TGGAGGACCTTCAGCCAAACAGTGCACAAGAGGGTCCAGTGTAGAAGGAAACTCAGCAAGGGAAGAAA  
ATGAAAAAGTGAATATTCAAATTTTGTTCGCCCTTGTCTACGAGGGACAGTAATTCAGAGCCTCG  
AGAGCATCTGTTCCATCCATATCTGTGCTATTTAACGAATCCAACACAGAGAGAACAACAAATTTGGCA  
TTGACCGTTACCCCTGAAAACATCACCGATGGAAAAATGTTTTAGTAATTGATGTAAAGCACGTATGG  
CGTTATTCTTTCCATTTAAAGATCCTTCTCCTAAAACCTAATCAAAAGAAGAAACCACTTCTTCGGCT  
AATGCCTCAGCAGCTATTTTAAAATCAGATAAAAAGATTGGCCAATGCTGAAATTCAGTTTTCATTGGC  
ATCGATGGAATTAGTTTTTCGCCAACAGAATTAGAGGCTTAAGATCGCCTTCTGCAATATAAGACATAG  
TTTTCCAGACTTCGTATTAATTTGGCGAGACAAAGCACCTAAAGCTCGAGCAGATTGTGTTGCGATA  
TCTTGAAATTACTACTCAAAGCTTCATGAAAGCGAGAACTACTTCGTCAAGTTGCAAACTATCGCA  
AATATCTTGTCTTTTGTGTAATATATCTGCTAAAACAGTAGCTGCACATTTTTGGGTTTCTTCATTAG  
ATGAACTTAAAACCTGCACAATCGTTTCTCATCCCTTTACACGCTGGACCTCCCTTATGCACGAGATCA  
TTATGTGAAGCTAGAGAAAAGAAATATGACCAAACACTCTAATTATCTGCATCTTTGAAATTTGGAGACTC  
TCCCAAAGCAAAGCTAGTAAGTGGTTTATGGTAGCAGAATCGGCTAAACGTACGAGTTTTATAAGTG  
CTTTAGCAGAAGCTTCTTGGCCTTTATTTGCACCACATTTTAAAAGCCACAAAAAGCTGGAATTTGCC  
CCAGCACTCTCGACACATACACGTATATCTTCACTGTGACAACATAAGTTACGTAAAACATGTGCTGA  
ATCCTCTCTTGCCTTGTGGGACCCAGTTTCTAACAGCTGAACCAATGGGGGAATCCCACCAGCAGCTG  
TAATAGCCCATTTACTGTCAATTTGTTCCGTTAGAATGAATAATAATCCAACGGCATATTCCTGA  
TGCTGTTCACTCGACAAAACCGAGTAGAGATATAAGTAACTGTATTCTTCTCTCTTCCCAATAGCCTC  
CCATATACTCATCTCCTTGGCCACATAAGCTAATTAGAGAAAAGAAATCAAATATTCCTCACATCAGGAG  
AGGCCATCGTTGTTAATCCAATAAGCACTTTTTTAGCCTCGGCCTGATTAAGCTTTTCCGCAAGATAT  
AAGTTGCCGTAAAGACTTGACATAGCTTCTAGAACCCGTTCTGAGCCAGCTCATTATCTTGATGCTT  
TAGTAAAGTAATTAATAATTCCTCTATTTCTTTAGCATCTAGTGGTTCTTCATCATGCATATCTTCAA  
ATACCATTAGCGAGTACGCAAGTGTCCGATTATATCAGTGACAGGAGCAGATAAATGCGTGGACTGT  
GATAGTTTTCCGAGATATAATACTAAAGCACACATTCATCACATATATTCACTAAAGCACATAAAGC  
ATGCTTTTGAAGATCTTGGCCAGATTCTCCTTGCATACACTCTTTTGAAGGAGCAACTATTGCTCCAA  
TCAGAACTGGCAGACCATCTGCCTCAACAACCTGCTTTTTTAGCATCGGTAGACGTTGAAGAAAGCGCC  
TCCAAAGCATCAGCGCGCTCGCACGTATAGATATATTTATTCGTAGAATCCACAAGACGAAGTAAAGC  
TCTGACTGCCCCAGAAGCTAATATTTTTCGGGATACTATCGCTAAAAAGCTAAAAATTAACGGGCTAATA  
AAGAAGCTGCGTTTGATTGCGTAGCAACATTTATCTGAATTTAGTAATTTCTACGATAATATCTACACCT  
CCAGCCTCAAGTGTAGCTTTCCAATATCCATCTTTATCGCCACATAGATTTCTTAAAGCACCGGTTAC  
AAAACCTCTACTACTTTTGTCTGTTTGTCTTAAATTAAGCTGCTCCCAATGTTGGCACTACAT  
TTTCTGTAACAAAAATTTTCATGCCACATGATCATCCGAAAGCCACCGGATGAAACTTCGTATATA  
GATTCTGCGGACGCTTTTCTTGTCTCCGTTGACTCAGACTTTAAGAGAGAAAAGTAGAGGAGGAACACA  
TCCACCTAGGAGCACCTTCAATCTTACATCTTTCGTCTTACATAGGAGACTCAGTATTGAACAAACGT  
CTACTTTTGAACAGGAGTGCCATTTCTGAGTATAGATATGAACAATGGCATAGCTTGAGCATGTGAA  
CCAATAAGAATTTGAACCTCTTTTTTATCTCGAGCTACACTAAGCAAACGTGATGTGATAATTTCTTT  
CTCATTTTTTTGAGGACATTTTAGCATGCAGCTGCTCCAAAAGATGTGCAACGTTAGCCATTGTTTCAT  
CTGAGTCATTCATTTTTCTATTTCAAATGAGTCCCTGTGAAATAAACAGTATTTTTTTCAATTAATG  
TGTACAGGTATTACAGTCTATGAGTGTGTACATTTGTGAGGAACAACCTCTATCTCTCCAAGAAACACA  
AATACATATCCATTTATGGACAAAGACATGGCAACTGTGCAAAACTGAGGACATGGACCTATAGTTAC  
ATTTATTTATTTGTCCAAGATTATGGTTATTCTAATCACACCAAAATCGAAAAGCAAACCTTTAGTTT  
GGTGAACCTGCATGGAATTCACATGAATTTCTCACTGGTCCGCAGAAAACATGGATGAGGTTCCCATTG

GATTGGAAAGACATAAGTCATTACAAAGATGAGATACAGAACAACACATTTGCAAAAAGCAGACCTAAA  
TAAAATTCAGCTAAAATTCATCAACTACTAATGAGCATCATAATGGATCCATTTATAGAATATTTCTGA  
TTTCTTCGCAGCGGATTTTTAAACAAAATGATGCAAGTAATCCAAAATTC AAGAGAACTTTCTAATGA  
TGAGAGAAAAGGATTGACCTAGGCGACAGAAGCAGCTCCCTGGGTCTTGAGACTCTTGACATTTGCA  
CAATGACAAAAGTTAGCCTTTTCTTTGGCCTCTGCATTGAGGTACACAATTAACATCATGAATAAAAA  
CGATCGATATGTTCCATGTACTTATATGATAGAATAATTTCTTTGATTCAGTTTGCAATAATCACA  
GGTGATCAGATTTCTGAGCTTCTAGTTACAGTATTCGTGGGATCGCCTCTCTGTACCAGGCATGTCCG  
TCATGTTTTTTTTTTCTTTCTTTAACATAGTATTATTTAAAGAAACATACTCCAAGAACTTAACCTAC  
ATAGTTACATTATAATGGTTGAATACTTGACCTGATACCCACCAGGAGTAAAAGAAACACACCTACA  
TATAACACAAACCCGCACACACACAAAAAAAACCTACCACCAGTTTCAGTAACTATTACTTCATTCA  
AATATCAAGATGAATTTCTAAATATCAGACTGACGGAAGAAATTTTAGTAATTCCTAATACTGAAACA  
ACCAGCCAAAAGAGAGTTCCCTTTGAAAAGCCCTATTTTCTATTTCTAATCGAGTCAAGGTGAATAAG  
TGTTTTAAAGTGATGTATTTTCAGTTCTCCAATTCCTCTTTCCGTGCGTTAGTAAAACCTCAATTATTA  
GTGATGAATTTAAATCATTATCTATTCATGCCGTGGTTAGCAAAAAGAATGCTCAACATACGTAATTA  
TACAAGTAGATAATTTAGTTGGCAAACCTCCCATCCAACCGTTACGAATGAGTCCAATCATAACTGGCA  
TTGCCCATGATTAATTACCCATATTATTATGTATGCTAGCATTFTTTGTAGCCACAATGCTATTGCGT  
GGGAAATCAAATAGTTGCAATTACCTTAATCACGTATGCTGGTACAGCGATGGCTTCACAGATAAGCC  
CTAACTCGCCGAAAATCATCTAAACTGCATTTACTTCAACTGCGTGGCAAACCGGATACCAATTAAT  
AATCACATACACATGTAAATATCTCAATGTGCATACGCATACGCACACTCCACTTCACTATCCTGCAC  
TGTGAGTTTGTGGCTGTAGTTTGTAGGAAAATAAGATCGCTTATTTAAGGCTGAGAAATTAAGTTGG  
TCATCCACCTTCAAACCTGTAGTTTTTCGGGCCAAAAGACAAAAGGATCGTCTTTTAAGCAGCCCAA  
CCAAATGCATTGCAAGTTATAAGAAGAAGAAGAATAAACGGCAAAAACCTTGAGCTTTAAAGCTG  
CAACTCAAGCCCTAAATAACCACAGCCTACTTTCTACCCTATCTGCTATATAAACTAATGAAACAGCT  
AAAGAATCAATTTTTTCGCAAAAGGTTTTTTTTTATAATCAAGTGTGTGGATATAAATGTGTATATTACA  
TTGTAAAGGTAATTTGGGTGCCAAACTATTA AAAAGTGCCCAAATTAAGTAACCCCAAACGACTAAAT  
CCCCAGAAAATCATCGACGTTGCTCTTACTTAAACTGCAGTGCCTCATTTTCCAGTAAGTAACGAATA  
CACATGTATATACATATATAGATAGCAATTTTCAGAGATATAAGCACAGCCTACTTAAGCATTTCTACA  
CCATCTGCTATAGAACTAATGAAAACAGCTAAAGACTTGATTTTTTCGCAAAAGGTTTTTTTTTAATAAAA  
CCGAGTGTGTGGATATAAATATGTATAAACAGTGCATTGTAATTGAAATTTGGGTACCCAAATTAAGTC  
CCAAACAACATAATCCCCGAAAATCACCAACCTTGTCTTACTTGAAGTGAAGTGGCTCACTTTCCAG  
TAACTAACAAAACAAACACATGTATATTCATGTATACATAGCAATTTT TAGACATATAAGCACAGCCC  
ACTTCAGCATTCTACACTATCTGCTATGGAACTAATGAAAACAGCTAAAGAATCAATTTTTTCACAAAA  
GGGTTTTCTTAATATCGAGTGTGTGGACATAAACGTGTATATACAGTGCATTAGAATTGAAATTTGGAT  
ACCCAAATTTAGTAACCCCAAACCTACTAACTCCTGGAAAATAATCGACACTGCTCTTACTTGAAC TAC  
AGTGGCACATTTTCTAGTAAGTAACAAATACACATATTTATATACTCCCTCCGTCCCATATTTAAAAGG  
ACAATGGGGATACGTGCAATTTTGCAACGCAAAATTTGGTGCAATTTTAAATGTCGGAATTTGTAATTT  
CAAAGTTATTCATATAATTTAGCATGTTAACTATGTTACTAAATTTTAAAATTTACAATTTCCGACAA  
TTAAAGAACACCAATTTTGCATTGCAAAATTTGCACGTATCCCATTTGTTCTTTTAATATGGGGCGGA  
GGGAGTACATAGCAATTTTTCAGACATATAAGCACAGCCCGCTTCAGCATGTTACATTATCTGCTATAG  
AACTAATGAAACAGCAAAAAGACTTGATTTTTTCGCAAAAAGGCTTTTTTTTAATACACCGAGTGTGTGGA  
TATAAATGTGTATAAACAGTGCATAGCAATTTAGCATGTTAGATATGTTACTAAAATTTTAAAAC T TAC  
AATTCGACAATTAAGAACACCAATTTTGCATTGCAAAATTTGCACGTATCCCATTTGTTCTTTTAA  
TATGGGACGGAGGGAGTACATAGCAATTTTCAGACATATAAGCACAGCCCACTTCAGCATGTTACATT  
ATCTGCTATAGAACTAATGAAAACAGCAAAAAGACTTGATTTTTTCGCAAAAAGGCTTTTTTTAATACACC  
GAGTGTGTGGATATAAATGTGTATAAACAGTGCATTGTAATTGAAATTTGGGTACCCAAATTAAGTAAC  
CACAAACAACATAAATCCTCGGAAAATCACCGACATTGCTCTTACTTGAAC TAAGTTGCTCACTTTCCA  
GTAAC TAACAAAAAATACACATGTATATTCATGTATACATAACAATTTTCAGACATATAAGTACAG  
CCCCTTCAGCATTCTACACTATCTGCTATATACACTAATGAAACAGCTAGAGAATCAATTTTTTCGCA  
AACGGGTTTTCTTAATATCGAGTGTGTGGACATAAATGTGTATAAACAGTGCATTTTAGTACATAAAG  
TGAGATCAGATCAGGAGATATGTATACATCAAAATCTAGGGCTAAGGTGAGCTGTGAATTTTCCAGAT  
TTGTTCTTGCTTTTTTGGTAAATATAGAAAATTAAGAAGAATTAAGTTAGAAAAATTTACCTTTTAAAAGT  
AGATAGAGAATGAGAGCTTAATCTTTTAGTGATGAGAAAAGATAAAAGACTTCAAATAACTGTTTTGT  
TCTCTCTCTCTCTCTCTCTCTACTGATTTTCAGTCACACTCTTACTTTCTTTCTTTCTTTCTTTTCTTTT

TTCTTTTAAATCTTTTAAAAAAGAAAATGGGTTATTGCTTCTTTATTTTAAATTAATTTTCAGTAACGT  
CATCGGCATTTCATAAAATATATTTTTTGTCTTCATAGCTGCACCTTTGTAGTTGGTGTATCGATGTTT  
AAAAAGCTCAAGGTGGGTTTTGGGGTAAATTGGTCATCTAACATCAAATCCCCTCTAATTTCTATTTG  
ATCACCGTCTGATGCGTTTTAATCTTGTCTAACCTTATACGTTTTATATGTCTATTGTCTAAACTCCGAC  
TAATTTCCGTTTTGGGTCTATTTTTTACAACAGTGGTTGGTACTATCCCTCCTATAGAACTTACCCAT  
ATTGTTAGTATCGTGACTAGTAGTTTTTCATCCAAACGAGGCTTAGGATTTGGATGACAATGCCGAA  
ACGGGACCAAATTTCAAACGCCGTTATTTTGAATGACATTTCAATTGAGCTACTGATTTAATAGTTA  
ACCAGTTATGAACTAATGACTACTGGTGAGAAGTCGGATTGTGCGAAATTAATAAATAAAAAAATA  
TACAACTTATGGTAAATATTTTTACAGATTGATTAGAGGCTCACAACTGTCACCCCTCTCTATTATAG  
CTATAAATAAACCGAAACAAAATATAAGAAATAGTTAACGACATATGAAATGTTTCAGCCGTGTTTCGT  
TCATTTGTAAGTGAATATAATATGAAGAAAAAGAACTGAGGTTATCATTCGATTATAATAATCCAACC  
CAAATCAAATGAAGATGCCCAATTTAGTCAAAAAAATTTCAAAAAATACCTTACACCTTTATATTAATT  
ACAATAATATCATATTTTATAAAAAATATAAAAAAGTAAAACTAATAAAATTAATTTATCACTTTTTAA  
CAACCAAATATTCTTTTAAATCTTAAATTATGTTTTTTTTTATTATTCACGTATTTATATCATAATTAT  
ACATATTTTATATATTTTTATTGCATTACGCGCCGCACACGCAACGCGTGGGGCAGATTACTAGTTT  
AGGCGATCAATAGCAATGATTGCTTTTTATCTTCGTGATGACTTTGGTTTTAACTTTTTCATATTAATTTT  
ATCTTTTTTATCTTACTTGGCCCTTTATTTTTTATATTTTCTGATATTTTAAAAATTTTCAATCCCCTAT  
TTATTCGGTTTTGGTTGAAATGCTATTCTCTTCTCTCCTTCATACTAGGACGACTGAGAGCCCATGG  
TTCACCTTCAAATGTTAAATTTCAATTTAAACACTTATCTGTAGTAGTTATTTACCAAAATGTTAAGGAA  
AACGGAAGAGACAAAGAAAAAACAAAAAATGATTTTTTTTCGTCTGAATCCAGCCATGTTGTTATT  
TTCAAGTTTAGCGAGCTAGAATATGCAGGGCTCCGACTACCAAGTGGCAAGCCACACTAGTACACTTT  
TAACACTTCATCGTCATACCAAATGACTTGGGTATGGTATATAGTATAGAGTAAATTTGTGGAGAATTG  
ACCATACATTTGTCTTGTGCTGTATCATCGTAATGTCGTTTCATGGACCGCCCTATGCAACGGTCTAT  
CTTGACGGCATATGAGCGGGTCACATGTTAATCTTAAACAATTAATAGGGATAGACGAGACATGAAC  
GACATTGAGTAACATCCTTTTACAGCGTCTTAGTCTATAATGGTACACTTTCAATGTTACAATGCCTGG  
TCTTAATAGAGAGGTTGCAAACACAGGATCTACAGAAGAGACAAATAAATATCCGCAGTCTATCTAGC  
AATTAATTGGAGCTTGATGGAGGTTCTTACAAGCGATATGGGGTGTGTTGGTTGCCCATCAAAGTAT  
ACTTTTAGACAATTTTACTTATAAAAAAGTAGGTGTTGTTGGATGTAACCAAATAAATAATATTTTTTT  
CAGAAGTAAATGTCCATAAGTAAACTTTTTCCAAAAGTAAAGTTGTATCTTTACTTTTGTAAACAAAAGTA  
AAATTTGGCTACTGTTTGGTTTTTGTACTTGTCTATTAAATTTTTAAAAAATTTGTATTCTCCATTTT  
CTCTTTCTTTTCATTAATCTTTGTAACAAGTTCTTTCTCTTTCTTTTATTAATCTTTGTAACAAGTT  
CTTGAATTGATAGGTCAATCTCATCTGAAACCAATATTCATATATAAGTTTTTCTATTGTTGGTTCA  
TAATTTTTTGTGGTAAGTTTATTTAAATTTATGTATGAAAAAAAAGATCACTTGGTAACTTAACATTA  
CTTTTTTTTTTATGTTCTAGTAAATTTTTGTAATTTTTCTTTGTTGTTCCCTTGAAAAAAAATTCATTTT  
TTTTTAATGAATTTTACACTTATAATACGCATTTAATTTTTTTATCTTTTAAATGATTTTTTTGCTAAT  
TAATTGTTTAGTATGATTCTATAAATCAGAATAACTATTCATATTAACCTAAAAAGTACAAAAGTAAA  
CAGGTTATACCAAACAACATTTTTTACTAGAAAGTATATTTTTTACAGTGTTTACCAAACATCATTTACT  
TACTAAAAAATAAACTTTTTTCTACCCTCATAAAAAAAAAGTATACTATGTGACCAAAAGGAGGCAATCA  
GAAGTCTTCAATCAGAGCATAGAAATACACCCAATGTGGTTTTGGCAAAAAAAAACCTTTCAGAAG  
GATCATTTGACTTCTCCCCAGAATGTAAAGAACCAAATTAATATTTATTCAAAACCTTATGCAAAAT  
CTGTTACAACCTTGGAGCCATATTATGTTATGGAATAGTAGCGAATCATCAATGTATATCCAAAAGACA  
AGTCTATTTACATACATGTGCGCATACTTCATGTTGACATGTGAGTAGCCAAATGCAACAAATTT  
TCAACACCTAATCAACTAGTTTACCTTAAACCCCTTCTTCCAAGTGACAATCATTTGACCTTACATTCT  
AAGGTCTCCTGTGCCACATCGGATCACTTATCCGGTAATCACACAAAACAGTCCCCATGGTTCACAAAT  
CACAAATCCATATGGTTTTGACACTTGGTCAACTTCAGCCCACACAAAACAGACTGAGATGATTTTCAGG  
TTTCGAGTCTCGACTGTTCAAAAAATTTCCAAAACCAGAAGGACTGGAACCTATGGGAACCCCTCTGAGCA  
ATTGACCCGTAAGACGACCCTTGTACAATGAGCTACACTTTAGTATGGCTTTTGGATGTACATAAACA  
TGTCCTGCAATGGAGAGAGCTGACTAGAACTCTGGAACGGTGAGACGAAATCGTTATCCATGGTGGCA  
TCTAGGTAATTATACGTAGAATCGAAGGCATTTTTCTCCACTCTGTGATATTGCTCTGGACCTCGGA  
GTTGAACTCGGGGGACACCACATGTTCTGAGCAGCTTGAATCTGTGTGGGGCTTTGGTACAGAATCCG  
ACGTCTCTATATAAGCCATCTCGTTGAACATCCCTGCTGGAGAATGACGAGGCGGATACTGACTGTTG  
CTGATATTTGGTTTTCTGTTCTGATGAGTTCATCATGTTGTTTTCGTGTTTGCAGCTGCAGC  
GTTTAGCTTCTGCTTCTCTAGTGAGCCTTTTTTGTGTTGATATGCGACATAGCACCCAATCATCAAGCT

GCAAAATTAATCGAAGTCAGACCACAAAGCATTACTTAATAAAAAAATGAAAGAGATGCAACTTTGAA  
ATTTGAACATTATCTAATTAATTTATATCCCCTGTATTATTTTATATCTTCTCAATCTGGCCTAGCAA  
GGGATAATGCCCGAAAGAATGCACTGTCATCCGCTCAAGCCGAAAGCGGATGGATGCCAATGTCGGG  
ACCAAAATAACAGTACTAAAATTAGTAATCATATTTACACGCCGCACATATAAGCAATCTTTTTGCTTC  
CAGTGTAAAAAGGATTAGTTTTAAATTAGTACGCCAGTTGATGGAATAAGTCTGTAGATGTCATCAATC  
CCAAATATGGCCCAGACCTCTTACATCAATTATTTGAGGCTTTAAAAACAAAATCTAGGTACTTGAACC  
TAATAACAACAAAAAGATTGAAAATGACCCATTTGATTCGGTTCACACCAGTCGTATTTATACATAG  
ATAGAGCAAACAAAGTATGCTAATTTGAGAACCTAAAATACATTCGACTCAAATGACTATATAATCA  
AGTGTTTACATTTGATCACCAATTTTACCTTTTATACCCCACTAGAACTCAAAAATTACAATTTATACA  
GTTTTTGGTCTACTCCCCTTGTCTTGTACTTAAATATTTTTTATTGATAAACTAAGAATCACTTTGCT  
TTCTGTATTTTGTATCAATTTTGTAGTCTTGA AAAACAAAATACTCCGTATTTATGTCTTTTATAGAA  
AAACAACCCCAATAACACCACACCATGGGACCAGGAGTAAGATCTAAATATCTGATGACATCTTTTTT  
ACCAAAATATATATAATTCTTATCGAAAGTTGAGATTGCATTA AAAAGAAAAGAGATTCGGTTACGGAT  
ATTAGTTGCTCACACCACGCAACTTGGTGCTAATGCTGTAAAAAAAATAAGATTATAAAAAGCAAAT  
GGTTCCTACCTATAATTGATTATGAACCATCATTTTACAGACTTTTAGCAGTTTCTTCTATACCAT  
TTCTTAAGAAAAGTACACATACATCTTTCATCTTGGGCTTACCATTTACTCCATTTATCAATAAAGAT  
GCTTAAATTTAAACAAGGACCAATAATTGATGCAACTATGTTAAAAAATAACCATAACCTAAAAAAA  
AAAACCTTAGGACAAGATACATACCCCTTAAACTATTGCCCTTCTTACGAGCAGAGCGGTCCACATCAGC  
GAGCCTGTATTCATGCATGATCCAATTAGTTTTCTCCCTTTTGGGGCTTTTCCGGCGTAAAAGACAA  
GTGCTTTTTTAAATCCCAACAGCTTTCCGGTTC CAATCGGCTTATCTGCTCCAGTTGCTTTCCAATAT  
CCGCTACCTGCTGCCCGGTTTGGCCGAGACCCATTTGGGTATTTCCGGTCCCTTGGGGAAAAAAGTA  
CCACTCCTTTTTCTCCATACAAAGCCAGTCTGTAAATTTTATAAAAGATAAGTTACTTTGTTTTCAAGACT  
TACTCTTTGACAATCATATACTCCGATATCACTTTTATAAAACATAATCTAGGAGAATAAATTACACTCA  
AAACATTAATAACATAAAAAATTACCGACGACTATAGATTTCTCTTTGGAATTTTCAATAGTACTTCA  
AATTTTACTTATATCTTTACAACCTTTGAATCTAATATTAATAATTTTCTTTTCAAAAAACAAAAAC  
AAAGTATAATACATTA AAAAATTTACCAAAAAATTTGTATTATCGGAAAAAAAATCCATTTTTTATTC  
ACAAGCAGGGAACGAAGGAATATGTGAAGACTAGAGACTGCACCCCAATAAATGATAATAATTGA  
TGAAAAATTATTACTTTCTAGGTGTTCAATTA AAAATATTTCAAAAAATTAATAATATCTCACAAATAT  
AATTCAAAAATGATAATTTCAATCTTAGAATTTCAAGCTATTAGCTATAGCTACTTAACAAAAATGGAA  
ATAATAAAAAAAAACATTTCTGAAATTATGAGACTGAACCTGATTA AAAAAGAAGCAATCAATC  
AATCAAGATATACAATTCACCTATTTCAGCTAATGATATAAAAAATTAAGTAAATAAATGATTTGAGT  
TAATAAACCTTAATTA AAAAATAAAAACCAATCAATCAAAGATAAAACATCCAGCTAATGAAATAAAA  
AGCAAAGTATAAATGATTTCTCAATAAATAAAAACATTAATAATGAGTACCAGGGAGTTCCCAAGGGT  
CGAATTTATAGAGATCAATCTCAGCAATAATCGGTACAGAAATCTGCTGCGACGCACACTTTCTACAC  
AAATAGTGCATCACCCAGCTCCTCGTCCGTCGGATGAAACCTAAACCCCGGTGGCAACACCATCTCACC  
GTTCAATCTTATTTATTTCTATTCTTTTTTTTATAATATTTCTATTTGATATCTCTCTCTTTTTTTTCT  
TTTTTTTTTTTGTAACTGTATATCTCTCTCTCTATTATTATTGAACTTAGAACGCAAGGAGAATT  
CGGATATAAATAGACGAACTTAATACTAACTATTGGTCATTTACAATTAACCCCATCAACTATCAAT  
TATTGAAATTAACCCCATCAACTATCAAACCTTTTACAACCTAACCCCACTGCTATCTTTTGTCCACGG  
AAAAAAATACGTTTAAATGATTGTACTACCAATTTTTTAGCGATTTAGTTACGGGACAAATAATTTTA  
ACAATTGACCTACCAGACTACGAAATTTGTCACAATTAATAACCTACCGTTAAACGAAATTATACTCA  
CATTCTCTTGTCTACCACATGATGAGTGAATTCTATCAACATATGTCAAAAATAAATCCCCAAATGT  
GAGATATAGTGACTGAAATCTAGTCGATTTATATTTTTTAGTCCCTTAATGGATGAATTTTCATAGTT  
CGGTATCTTAATTTGTTAAAATTTGGTAGTTCCGGTATCTAAATCGTTAGCCACCGGTAATACAATACATT  
AAACGATTTTTTTTCTTTGCTCTCTAAATAAGTGTCCATTTATTGCATATTAGGTTGTTCCAAAAATA  
CTGTCCGCTTTTTTCAATTTGGCAATTTTATAAAGTAATAAACTTACTCTTTTACCCTTTTATATGAT  
CTTAAAGAAAAAAAACATATAAAGGAAATAAACATAAAAACCTTGGTATACTTACCATTCATGGCTGTA  
AAATCAACAATTTTTCAGGAAAAAATTAACCCGATTAACCTTAAATTAATACTACTTATAAGGGCAATAT  
TAGTAGTTTATATATACAAATTTAACACTCTTAAAAAATAGCAATTTATAAAAAAGACACTTAAAAAA  
TGATGGAGTGAGTAAATGATTGGATATGTTTTGATTGATTTTTTCAATTTATTTATTTATCACTTATTTGAT  
ATTTATACATGTCAAGTAAATTTTTAAGGAATGACACAAAAAGAGTTTTGCTTACTAAAAAAAACCTTAT  
ATAAACATATTTCTGATGACATTTTACAGTAATTTGTTATTTTTAACTCATGTGCATTGAAAAAGTATAT  
GAAACAAATAATTTTTTAAAATGAAGAGATGAATAAAGAGTTGTGTCATTGTAAATATGAACTTGGGG

GATAGTTTAGGAGGTTTGGTTGCAAGAATTAATAGGCCATGGGGATTACTTGCAAATGGCTCATAGTT  
CTACGAGGTTATTTGCATTTTTACCCTAAAAAGTAAAAATATAAAAAATGATACTTCCTCCGTCCCATTT  
TATTGAGACACTACGACTAGTACCAAATACTAATGGAATATCACGATTACATTTGTTTTTTGGTTTAAA  
TTATCTTTTTTTGCCCTTATTTACTGTTTGATTTCGTTTTATGTTATTTTTTCCAAAAGGATAAAAAGGTAG  
AAATTAAAAAAAAAAAAAATAGTTTATATTTTTAGCAAGATGGCCTGATTAACCTAAAAATTAATTGGTA  
CATCCAAAATGGATACTATACTGATACTAAATTTGGGAGGGAGAGGGGTAAATAACAGGTGGGCGGGG  
TTTTTCTAGAAGAGACGTGGGTAATAAAAAATGGGGGGTTTTCTTAGAAGGTGCTAATAGAGAGCAGCC  
GGACACGTCATGTGATAAGGGTAATGTGTGTGTGTGTGTGTGTGTGTGCGTGTTTTACAGTTGTGTACT  
CTGATTCTGTCACTGCTTACGTTTTGTTTCTTGGACTGATTTGGTGATGACTCTTACGGTGCCTTTTG  
GTCCTTTTTTCTACTACCTTTTTTTTTTTTTGTTTTATTAATTTTTTACTATGCCTTTCTAATCTTTTAATC  
TTAGTAGTTGCGGTGGCTGCAAAAAGTAAACAAAGCCTTTATGAACAATTCACGTGTTACCTCATTCAA  
TTATCGGTTTAGGTTTCGTTACTTTACTTTAGTATGAACAAAATCATAACACTCGTGTCTCTTGTGTTT  
TATTATTTTAAAGTATATTAT  
ATTAATAATTTATAATCTTGAATGTTATTTATATATTTCACTCTATCTAATAAATTTATATTTTTTAAAT  
AGTAAACTAAATCAGTTTTATATTAATAACTCATAATATACTTATTTGTAGGAGTAGTATTTATCTTA  
ATTCTTATCATAATTTTAGATAAGGAAAAAAAAATATATCAAAACGAAGAATGTTAAACGAGTTCGACTG  
CACTCGTGAACAGAGTCGGATCGAACTTGTCTACAAACGAGTAGAGTCTAAACAAGATCTTAGGAATT  
GTTTAGTAAACGAATCGAGTTTGAACATATGTCTCATTTCATCTCTAGATACGGGTAATGATATACA  
CAGCCGTTACACTACTTCATACTCCATCCATAACAAAATATTAATCTCTATGTATTTACGTGCAATT  
TTGACCGACAAATATCTTGTGATTAAATTTGTTGAAATATAAAAATTTTAAATTTGTTTCATATAGTTTA  
ACATTTGAACTATGTGATTAATTTTTTAAAAAATTCGATTTTCGACAAAATATATATGTTTTATTTATCG  
ATCAAAATTCACGATAGATTTCGTATATACACTAACCATTTGAGACAAACTGAGTACATTATGTATGAA  
ATGAGTGAAGATAAAAACTGTATTTTTTGTGCTCAAGTCAATGTATGGAGAAATATAAAAAGTTGCGAGC  
AAATATTGGAAATTTGGAACATTATGCATAACTCGACTAAAAACATCCGAAGATAATGCATAGTTGAC  
TAAATTAATCCATTTGAAGGAACTAGCCAAAGTTCATTGTTGTGGCCCTTCGTTCAAAAAC TAGTTG  
AATTTTAATGAGTCCAAATCTTCTACCCTATTTCTTTATCCCATTCGGTGTCCCTTGTTTTATTTTAAAC  
CAAAAAAAAAATTCTAAAAAACTTGAAAAAAAAATGTACAATTACTATAAATACATCTATCAATACATTC  
AATAATTATTTGTAAAAGAAAATCCACACAAAATTTGTTTTGGAATGAATGTATAAATTAGTGTAAT  
TAAACATTGAATATTAAAAAAATTTGTCTAAAAACAATATTATGTTCAAAAAGTTTAAAAATTTGGATACA  
ATATAATATAAAAAGTTTATAAAGTTGTGGTATAAGTTGTGAAAATTTAAAAATTTGAGTAAAAATAAGC  
AAGGGGACATGGAAGGGGTAGAGAATAGGGGGTAGAAGATTTGGACTCAATTTAATGCATCAGATG  
GCACTCGAATGATTATTCATAGGCCAAAATACCAGCGGTATAAGTCTAAGAATCTAATTACCAAAAA  
CTAATACTCCAAACATTTATTTTTCAAAAATTTACAACCAGCTAACAAAATAAGAAGGAAAAATTTCAAAAA  
TATTATTAACAAATAAAACTAAATAAAAAAAAAATTTTTGAAAAAGTAACATTTTTTTTTAAAAAGAAAT  
CAAAAATTAACTTTTTTTTTAAATTAATTTTTTAAATTTTTTTTTTCAAAAAATGCGTGCATACTTATAAGT  
ATGCCGGTATGCATGCTTCAAAAAGTTCGCATACCTGTAGATATGCATATTTTTGGTATTTTTCTAAAA  
AATAACTATTTTTAAAAAATAAACTTTAAAAAGTGGTGCATACATGTAGATATGCCCGTATGCACA  
CTTCAAAAAGTGGTATACATACTTTGGCACTTTTCTAAAAAATAAATTTACTTTTTAAAAAAGAAATTC  
AAAAATACGTGGATATCTGTAGGTATGCATATTTTTGGTACTTTTCTAAAAAATAAATTTACTTTTTGTAA  
AAAAAAACCCCTTCAAAAAGCATGTGCATACCCTGTAGCTATTAATAAATTTATTTATTTTTATTTTT  
AAAAATAGTTATTTTTTAAAAAATAAAGTTTTTTTTTAAAAATATTAATATTTTTTTATTTTTTAGT  
TAGTTAGTTAGTTAGCTAGCCAGTTGTATCTTTTGAAAAAATAAAGTTAAGATAGTATATATTTTTGG  
TAATTAGGTTTGGTGAATTTGTATGTTTTGGGCAAAATATCCTTATAAATACTCTAAAAGGCTAACTAT  
CGAAGGGTGAGACATGTTTTTTATACGGCAATTTCTTATTAATTAATGCATTAATAAATCAAAACAAT  
TAACATTTGATCACTATAAAAAAATACTTAAATAGCGACGGGATTAGTGACGGTATTTTTTGTACGA  
GCTTATTAGCGACGGTTTTTRTGACGGSTTTGTGACAGTTTAGTCAATTTGCGACAGATTTGTGACAG  
CTTTTTTAAATTAACGACAGCCTTATGACAGCTTTTACTCTCTCTAAATCAAAACATTTATTTTTGTAGTG  
GATGCTAGTCTTAAAACTAGTAATTATTATTATTTATTAAGAGATACTTTGAGTTTTTTTCACTTCTC  
TCTATTTTATTCACATGGGCGTAAATACAATAACTTTTAAAAAGAAATGAAAAATTTAAAAAATCC  
TAAAAATAAAGTTAAATTTAGAAACATAATAAAAAATGTCAAAAATCCAAAAGATATATATATATATATA  
TATATATAATTAGAAAAATAGTAGTTAATAAATTTACAAAATTAAAAACAAAAATGAAAAAATAGAA  
AAAATTAATAATCAGCAAAAACACAAAATATAAAGAAATAGAAAAATACAGGAAAAATAATATGGCTCG  
ACTAGTAACCAATGGTGAAAACATAAACAATCCAAACATCAAGAAAAATACAAAAACAAAGCATATA

TATATAAAAATCAATAAAAAGTGTCACTTAATTAATGGTATTATTTTTACTATACCACAAATTGGTAA  
TTAGGTTTAAAGAAGTGCCACTTAATGGTAATTTTCTTTTCTTTTCTTTTATGCAATGAATTTTCAA  
CAAAGTAGTACCGGCTAATTAGCAGTATTGTACATGGTATTAAATTAGAGTTCAAAGTGGTCATTTTC  
ATATCAAATCCAACAATAATGTTCCAAGATCAAATTTTGGAAAATATTGACAAAAGATTTGTAGACTAA  
TATCACACCATATTCGTCACTCTGTGACCATGTATATTATGGTTAAGTTTTTCTGCATACAAAACAA  
ATAGTTAGTTTTTCAACAAAGTAGTAACCTCTTTTACACTATGAACTACGTGTAATTTAATCGGTT  
TATAACTTCTATCAAATTGTCAAATAATTTTTTTTTTAAATCTAATCATAAAATTTAACATTTGAAC  
TATATGATCAACTGTTAAAAAATTTTATTCCGACAATTTTGATATAAGTTCTTAACCGGTCAAATTA  
CACGTAGTTTTCGTAGTGAATAATTAATAGGAACGGAGGAGTAGGTATAAAAATAAAGTTTTTTTTTAT  
GAAGTGTCAAATCAAACAATTGCAAAAATCAACTAATTAAGTTGGCACAGAAGCCAAAGCCGTACCAA  
AGCAATGAGCCGTAAAAAATAACTGTCACTTATACATAATTTTCTTTTTTAGTTACAGACTAACAGTA  
CCGTATATGATACGAATTAGTTCTAATTTTTAAGGTAGTAGTATAATACAGTATTTTGTCTGTGTTG  
GAGCCGACGGTTGATGGTGGATGGAGAGTATACGTGGCCATAGTAAATGAATTAGATAGGAACGGAGC  
TACAGTCTCTTATTTTAGAAAATTTTTATGAAAAAATAGATTTTGACTATGTATTTAATTAAACAT  
TTAAATTTTAATGTTTCAGTCTCTCATTTCATAAAAATAACTTCATATAAAGTATAAAATTTTTTTATAT  
AGAAAATTAGCATAACATTTGCAATTTCTGATTCCGTCACTGCGTGACCATTGAATAAAAATTACGTGTA  
ATAATAGTAAGGTGAATGTGGTGACGTTAAAACCTCTCTATAAGAATACTCTATATAATAATAATCTA  
TCTATAATCATAAAAAAATTTGCGCCACAACCTCAGACCAATTATAAATAATAATAAATAAATAAATAA  
ATGTTTTGTGATTTTCGTGTGGCCCCGTTAGTTATAAATTAACCTCATTATAATAATAAATAAATAATTC  
ATTGCAAAAAAAAAAATATTTTCTTTCATCAATTTTGGAAACAAACANNNNNNNNNNNNNAGTTAATTT  
TGTGTTTTCTAAAATTTAGTAAATTTATAGGGCTTCTGATGCACGTCATTTTTTATACCGCAATTGAT  
CAAATTTTACGTAAATATATGTTTTGAGTTATCAGATGCGGATACTCTTATTAAGCTGGAAAAGGAGG  
GATTAAGGTTGATTAGGCGTTACACAAACTATTTTTACATCGACCATCGGAACCACTGGCGGAATCAT  
AATACAATTTCTTTGTGGCCGTTTTTTTTAAGTACAATAAAAAATAAATGGTATACAAAACCAAAAAACC  
TGGAGCTTAAAACCTTAGCTGATTTGTCCATTGATCTAAAAAATTTAAACGTTGATTTTTTTTTTGTAG  
TACAATAACAATAAACGGTATAAAAAATCAAAAAAATCTGGAGCTTAAAACCTTAGCTGACTTGTCCAT  
TAATCTAAAATTTCAAACCATACAGAAAAACGACTACGAATTCAAAATTTATAGTTTAAATTTTGT  
GTAATATGAATATGAAACTACACAAAAGCATTTATTTATAAAAACTTTATAATAATACCTTAAATATGC  
AATTAATTAACGAATAAGTTAAAGAGTAAACTAATGTTAATTAATGAAAAATAAAAAATAGTCATAA  
GATTCGAACCTATGGACTTTGTGAATCAAAAACTTCATGTTTACAATTTGAACTTACTATTTATTTATT  
TGGCTATTAATGTATAAACTTTAAATATATGAATTTTTCTATATAAAAAAATAATTTTTAAAAATTT  
TAGAATGACGCGCAAACCTTCCCCTCTGGTCTGCCCCGATGGAACTATCTTGCGCATTCTATAAC  
ATTGAGTGAAATTAACACTACTGTTAGGTCTCGTTAGGTGTGGAATTAATTAATCCGAACTAGTAATCC  
AATTCGGATCATGAACAATATTTGAAAAAAAAAATGTACAATTAATAATTTAGGTGCATGCATGGGT  
TGGACTATTTTCAAATCCGAGCCCCATATAGTATTAGAAATACTCTTCTTAAACATCATTTGATTTTC  
AGACCGGACTTGTGCATGAGCTGAATTTTATTTCCAACCATTATATTTGTGGGTCTTCTTGACTTGTA  
ATTTGATCTCAATTTGCAAATAATTCACCAAAACAAGGTCGTAGGAGACTTACACAGAAGTCCCTTGT  
ATATGTTTTGCCTATATTTTTTTTTCTTCGTAATATATATATGTCCGATTCGAATTACATGTGGATT  
AGGCGTGCATGGATACTTAGAAAGTTAGAAAACATCAAAAAATGAAGAAGAAAAAATCTCAATAC  
GTTTGATTCATATCTTACAAAATCTACAAACTCATGAAAAATACAAGCCATTTTCGGGGATAGAACAAGG  
AACTCGTTGATAAATAAAAAAGTTGCAAAAATTTCTAGTGAAAAGATAATCATTATTTGTGGCAGTGAATA  
TCAGCTAAATCCTCTCTGAAGGGCATGCGGTCTAACTCATAGGTAGTTTCCATGCCGATACGACCACC  
CTCCATACGTGTTTGGAGCATGGGCGTTGTCAAGCTTTGTGCGGTCGATAAATGTCACAATAGAGTCTT  
TCCGGAACATCAAATATATAATCGAGACTACATAAACTGCCATGAGAGGAAAAACTAGTATCCCGACA  
AACACTGTTGCAACTTTGGGTAAAGTGCTATGGATAATCCATCCGACAAAAGCCGTGCTCAGGTAATA  
AATGTTTTATGCCATAAATTGCTATCCCCAAAATCCAACAGATGACAATAATCTGCCCAATGGTTCATA  
ATATTTTTTTTAAAGAATAATATGCATTTATCTCTAATAGAGAATTTAAAAACTTAGTGAAGAAACATA  
CGTATATTGAGTTCTTGTGTGGTCCCATCTTGGTAGAACTACTACTAAATTTGAGGAGTGGGATGAGA  
GCAATGGAAGCTCAAATGACAAAATCATCTGAAAGAACAATGTTTAAACAAAAGCATAAGTTTTCA  
AGTCAGGAATAACTATTAACATGTATATTTAGAGAAGTGTATTAAAAAACGCGCTATGTAGTCTTTT  
ATTCCAATATATTGGTTAATGAAAAAAAAACATGTGTTATTTGCTATATTTGTTGGTAAATCGCTAATC  
ATGCGCTTTTTTCTTCTAATAATGTGCTTCTTGGCTAATATCCCGCTTTTTCGCTATTTAGCATGAA  
AGGGCGCACTTTTCCCATATGATAGTGAATTTATTTTTATGAAAACTAGCCTATAACATTTATGGTA



TTGCTTTTTAAAACACTGATATTAATATAAAATTCCTCGACATGTTAATATGACAGCTTCTCATTGTGG  
TTCAAACCTTTTTGTTTCTGTTTAAAGCTACAAATTAGATAAATATTTTGTGAATAATATTTTTCTGTTG  
CGCTATTAAGTTACTAACCGATGCGATGATGATGAGTTTTCTGCACCCGAGGACCCACCAATAATCG  
AAACAATAAGACTAGGTACAATGGCAATGCACCTTGTCAATTAGGTTTTCTCACCCATTTCTCATCTTG  
AGATCCAAAAATCCCTAAATGAATGCAACTAAATTA AAAAACCATGAATCTTTTTCTATAAAAAGAATTG  
TACAAAATTTTTAGTTTCATACCTGCATTATGAATTGTCTGCATAAGTGCCTGTAATTGTGGAACCTCT  
GCCCTGATGCTAGTAGTGAATTGCATAAATAGTCGAGCTTGATTTTCCCAATACATTCTGTAAACATT  
TGAAAGTTTTCGTAAGAGAAATTATGGTAAATAAAAAGAATCGTGCGGTAAAAAGCTATCTCGGGAAAA  
AAGTTCACGTTCTTTTATTGGGGTATATTACTTAAAACTTAAAAAGTTAGCTACGAAAAAGTTTAGTAC  
CTTAAGAAGGAAAGAAGCGGAGTTTTAGGTTGAGGTCGCTGCATTGTTCTAAGTCAGTTGGTGAATAT  
TTTTATTTGAGCAAACGGTTCCCTGATACTGAGATTATTGATACATTGATCAGAAAATGCTACAAAAT  
GCAATCCCCTCTCAATTA AAAAGTAGCGACATGCATCCTGCCAAGACCACATACATAAAAAGGCATA  
TTAATTAGTTTTACATGAAAAAGCTAAGTATTACTTAAGCGTCTTGTGATATTGAACTAAAAAGTAGT  
ATTTGTTTTGTAAGGTTTACTGACATTTATGCCTCGGATAGAATTTGGTATCTTTCTTGAAAGGACAA  
GAGCTGAATGGAGGAAAAGATTATGCCTGTAGAAAAAGAGATAAGCAAACCATAATTAATTGTAT  
TCCAAAAGAACTAACCCCTACGTGTCAATATTCACA ACTAAAAATGTTTGTAAATCTGCCAGATATAGA  
GCTCTCATAATATCTGCACAGTTGCATTTCCCTTCATTGTTGAACTGCTATTTACAATGACTTTTAGTG  
TTCCTTTTTTATCCGCAAAGGAACCATTTTCTGAAGATAAATGGTATATACAAGGCTGACATTATGG  
TGTAAGATGAAATGTGGTATTATTTCTTCTCAGATGAAGATTTTGTTTTTTGTAAATCTGTGGAAT  
TGGTTTTGTTATAAAAAGTCATTTTCTACTAGTCGACAGACAGGGAATACCAGGCAATTACAACAAAA  
TGATGTACCTTGGCAA ACTAAAACTATTTCAATTGCAAGTTATATAACTCTGCGTCCTTATAATCTATA  
TGAATACATGTATAGCGGTTAGGTAGTTTTGACTCCCTAGATAAATTAATAATATACAATATGTTAATTT  
TTAACTTTATGATGTATATAATAGGTATATTTATAACTTCAGGAAACATTA AAAAAAACAGGAAAAAA  
AAAAACGAGGCAAGGAATCATAACGGCATTACTAGGGCGCCCAACAAGGCGATAGCATCACCGGTGGCT  
CCATGTCCGTTCAATTTGGGGATAAACATCCCTTAAGCACATCTGCAGCGGGTGGCTTTACATAACT  
CATTTCTCCGAAAAAACACGCAGCCATAACGAATACCAACACCGCTATCAACATCTCCAATTTTCTCA  
CCTAATTCATTTCCATTTATAAGATTTTATTAGAAAATATTACAAAAAATGATCTTCCAATCAGGGA  
AACTTAAGTAGCTAGCTAGATTAAACAATCTATATTCTGGAGCATTTTGGATTAAAAA AACTCTA  
TGTGTTGGTTAATTACTTGAAATCAACAATTATGCATGTCACCCATAAAAAAATTA AAAAAAATATGCA  
TGTCTGTGATTGTGTTTGTGTTTGTATGCACCTGGGATGGGAATACAAGTGTAGACTTCATCGACCAGA  
ACAACATATTTGGATTAGAGCCCCAATTATTATGAATTAACACTTTACACCTACTTAGAAAATGAAA  
CAACACGTATGCTGTAGAGAAGTGCCATGTGTAGAACAACCAAAAACTTTTCGGTGAGAATACAAA  
AACTTTCTGTCATTGGTTATTTGTAAAAATACAAGTTCCGGATGCTAATAATAAAAAA AAAAAATGGGA  
AAAAAACAAAGCGGGAAGGTCAGTATTTATAACAAATACCATAATGAGAACA AAAAAATTAGTACATA  
AACTTCCAAGTTAGCTTTTTGGTCAATGTTTCTGGACATGTCTAGCTTTCAAAAAAACAAGTTTCTAT  
ATCATTTCCTGTTGCACTTGTA AATTATCTATCTTTATATAAATAACAATGGACCTATGCATAAGTAA  
GTTGAAAATATTTATTAGTTTAACTTAGTTTCGGTATACGTCTTCAGATTAATTACCACAAAAACAT  
AAATTTCGAAGATCGGGTTAGTATCTGTTGGCAATCTGACTGCATTCAGATCTTACTTGTGTTTGTGT  
ATGAAAGAAAATGCCAGATACTAAGCCTAAGGTTTATCAGAGAACTTTTCGACTAATTTGTTGCATTTT  
ACATAACACATTTAATCACACAGTTTTAGCCTTTGAGTGCTGATTTTCCGTATTTAGTGGTGAGTACA  
GCATATATACTTACATTTCTATTAATAATTTTTTTACTTTTTAGTGAATTCCTATTTACTGTATCAATT  
TTTTAAAAAAGATTACCCCATATCTTTGTAGACCGAGAAGTAAGAGAGTGCTAAATCCAGTCAAAAAGA  
ACTCCACCCACACGGGGATATTGAACAATATATTTAACGCAAAAGCTGTTCCAATCACTGTTTCAGAA  
GAGTGAGAGGAAAAAATGTTAAATACGATGATTAAGTATTA AATTTGTGATCTAGCTAACCAGCACT  
GCAACACATATATAAGCCTTTTATAATATCAAGTATAACATTTGTTACTGAAACAAATGATCTTTTTG  
AAACGTATATACTTGTATTGTTACAAGTTATAACCATATTTTCTCAAACGCTAGTTGTCATGCATAA  
AGTGAGCAGTTAATTCGTCAATTTTCTAACTCGATGTTCCCTCCTAAGAACTGCATTTTATACTCTA  
GTTTGCACCTAAAAC TAATGGTTTTCCACTTTTCTTGTATAAAAAATGAATATAAAAAGTGA AAGT  
AAAAAGGTACTAGCTAGTCCAGAAAAAGAAATATTC AAACCAGCTATTC AACCAAATAATGTGGCATT  
TTTTATTTATTTATTTTATTAGTAATTAATTCTAACAAGTTGAGAAAATACCTTCAGGTATATCTGCT  
GCTATGACGGCTAACTCTGCTAGTAGCCATAGGCAATATTTTACAAAAAATGGATATTTGCTGCTTGCA  
TAACTCTGATAAATGTTTTCTGTAGGTAATTTTAGAATATAAAGAAATTAATCAGTGTTTACATGC  
AATATACATTTTGTACATAGATTCTTTTATTCAATTATATATTTCTATTTAAATTC AACTTCTTAACT

TACCAGTGCTTACACCTAGATTTGCAGCAAGTGACTGAATGATGAGTGCGAAAAATTAGTCCGATCAGG  
ATAACCCAGAGTAGCTGCTCAAACAAAAAGTAATTTATATTTAAAAATTTGGTTGCCATAATTAATCC  
GAAATTAATTAAGTTTCAAATGTTTAAAGAAAAATAATTTATCCTATGGTTTTAGAAGTGAGGAAAACG  
ATGAAACTCAAATGTGCTTCCCGTGTATGGTTAACTGGATAGGTCAATAGTTAATTAGATAATCTTAA  
TTGTATCATTTCATTGGGATGACCACATTATTAATTTGAAGTTGAAGTATGGAAGATTTATCCTTTTTTT  
TGAATCTAATTAATAGTAGTCGATCACACACTGAAATTTTCAGTGTGTCATAGTCGATCACACACTGAA  
ATTTTGAAGACTCCTAAATGTTTGTGAAACTGTTAGAAATTTAGAATCAAACAAAACCTTTGGTCCAAA  
TTATACTGCATTAATTTTCAGTCTAGTCAACCCGTTTATTAGTTTTGGGAAAATGAATATTTTTACCTC  
ATATCTGTGATCAGCTCCCGCTTGCAAATCAGTTTTCCACTGTGACATGATAGCTCAAAGTTTAAATTA  
ACCAAACTTAGATAAATGAATATATTTTTTAATACAACCATCTTTCTTAAAAGAGACTTACAATTTCC  
GGGGTCTAAGTAAGCCAATGAGACAAGGAATCCAGGGCCAATATAAGCGAAAAAATTTCTCCATCCGG  
GTTTTCTGATATTGAAAATATAGTTGTACAGTAGAAGTTGGTTACATAAAGATCATTATAAATGCAAAT  
TTTTTACACGATATCATGATACAAGCATATCCAACATTGAGGTAGAGATATATGTCTATAAAAAGTTTT  
TTGATTCGTATCCACGTTTTGGTCTTACATATTCGTTACTTCCAATAGAACCTTAATCTGATGTAGT  
TAGCACAAACCATAGGCAATGATTTCTTATGAGAAAAATTACCTGGTGTTTTTTTTTTCTTCATAAGAA  
CAATAATATATATCTCACAGCAACTATTACTCCAACTGTTAATTTAGCTTCCGTTTGGCAAGATTAC  
CCTTCGACTAGCACATTTTGCACACCGGAAGAAGGTAAATGCCCATTTACTTATGTGCGATTTTTGCG  
GCTATATAAAATCTTAATAAAAAGAAAATTCTCAATTATGTTACGTTGAATCTCTCATCAATACAAATC  
ATTAATAAAGACATGTGTGTTCTAGTCCTTTTTAAGTTTATTTTTAAAAAATGACTATAAGAAAA  
AAATCCTGACACTCCTCGTATCCACTAACGAACAGAGATTAACATACCTGTTGTTTTCTTGTCTCC  
TTGAGCGAAGTTTTTCATCCATGTTGTTGGTCGAAACTTTAGGGTCCATACTAAGAGCCACAAGTCGGT  
TGATTTATCCGGCGTCTTACTGTTGTTTTGCGTCTCTCTTTCTCACTCTCTCTCTCTCTCTCTCTCTCT  
GAAGGCCGACTAGGACTTGTACTACTTTTTCTGTTGTTAGCAAGATAGAAGACAAAGTTATTGCTCTG  
TCCACTTATATAGGCAACAACCTTAGTGTTGTTTTTGAACATATACTTGTTTTGCATGTTAAAACACGA  
AACCAGTCCACCTATTATATAAATTAACCTTGACGTTACATATATATATAGCCACATGGCGTCACTTT  
CATGCCCTAGACTACAATTTTAATATAGTGTGTCAACTGATTTAAAAGTTGTTTTCTTAGTACTTCGA  
AAAAAAGGAATATTTATGATATTATAAATATAATGTGCTCACTATCTTGTACTCCTTGTAAAAGTTTG  
GATAACTATCTCTAGCTTCCGGTGGATAGTTTTTACTCCTATTAAATACGGAGTAGTTAATTTTTCTTAC  
AGAATCTATAAAAAAAGAGGAATTTGCACTTGTGAAATGAAAATACTGGCGAACCTGATTTTTATTTT  
CAAACCTCGCCTTATATATTTTTATTTCGCGTCGGCTCCGATCTTTCAAGGTGTCCGAGGTGGTTGATGTC  
TCCTTCAATGGCGAGTTGTTCTTCTATCCTGCACAAGAAACGAACAGGGCCCGGGTGGTACCAGG  
TTTTCCCTCTCCAACGATCAAGTCAGTATCGGTATAGACTGAAGGTAGGAATATAGTTAAGGGTGAGG  
GATTTGGTTCCGGTTACAAGTCGTGGCGTCAGGTGTCACGGTTGATATTTCTAGTGGTCCGGGTTGTTTTA  
TCTTTATCTCTCTCTCTCTGTTTTTTGTGTCCCCTACTAATTTGGTATTAGTGGGGTATTTATAGTCT  
GACACTCTTGAATGATGATGGTAAAAGTTTCGTTTACCTGTGGCTGTGAATGAAAATAGTTTAAACA  
TTGTTTTATGGCAGAAAAATTACCGAAACAACCTCACCTAGCAGATCAACGAAGTACGGGAAGTTTT  
CCGCCAAAACATTAACACGAAGACATGTATAGTTGCACTCATTGATACAGTTTTTGTAGGCTAACAAAT  
GCCCTGACACGTGTATGTCCTAATTAAGTAATTAACACATGGTTAATTTATGAAACAAAGATTTGTTGA  
AATCCTAAAAATTACTACCGCTGTAATTTGCTATTCTCGGTTCATCCGATCAAAGATCCAAAGGTCGATA  
TGCAATATATTAATAAAGAAAAATTGATACAACCTGTTCTTAGGTGCAACTTATTTCCCTTGTGGATCTT  
TGATACAACGACCAAGAATGAAAATTTCCCTTACAATCCGAAGCTCACTATTCAACAGTTAAAAGGGTC  
ATATCCATAAATATATTAACAATAGGAGGTACACCGTTGTGTAATTTTGTCTCCGAGCTTGTCTTGT  
CCATGCTAGGGCCTCGAACTCGATGCCTTAGTAGTAAAGCTGATCAAACCTTATTATTAACCTGATCCGA  
TTTTCAAGGTCTTCCAAAAGTAGAACAGGTATTAGAAGCGCGTTCAATCAAGGTTTAAATAGTACATCT  
CAACAGGGGACGAAGAGCAAAAACCTGAATTTGCAAGCACAGATATTTGCTAACAAATGCAAGAAATAAC  
AATACCAGATCGACGAAGAAAGGGAGCCACCAAAAACACTATTAATAAAGCTGAAACACCGATAACAAC  
CTTACGGTTGACAAGCCACATAAGTACATAACACGAAGTAATAACCAAATAACAAAGAGAAAAGCATA  
AGAAGTAGTGGAACAAATTCACCAAGCTATTCATGTAATAATCCAGTTCAACATAAGAAAAAATTT  
ATTAGGATCCATGAAACCAGGAAATGAAAAACAAAAACAAAAAGCTCAATCACGCTCTCAAGCGACCT  
TTCTCAGCTTTTTTTCATCACTTAAATTCAAATCGTCAAACATTTCTTTACGGGGACCGAAGGGACACC  
AGTTCATCAAAAAGCTATTCATACTAATAGCTCCTTTTTTCTTTCATCAGCTCTGGCCCTCTTCGTGTC  
ATCGACTTCCATGTTGAGAGATTTTAACTTCCAAGAACATGGCTTGTGGCTATTTTGCCGCTTTTCTT  
GGTTGCACGTTTTAATTAATAAACATCTGGGAGTTAAAGGTCTTTTACTTGTCTAGCTCAATATTA

ATATTAGCACCATACAAATCGTACCCAAGAACGTGATCCTCAGACTTCAAAAATAAGGTCCAAATGTGT  
CTTCACATTGAATTTAAAGGAAGAACCACAAGGGAATTTCCGCATGGGCAAAAATATAGTTAGATTTA  
TCCTGTTTATTTCTAGATGAAACAAGTCTCCCTAACACAGTACACTTCACCAAATCCCTACTAGAGAG  
TAAAGGCATAATTAATTTGCCAATATTTCTCAACATCTAACCAGCAGTTTTTCAAAGTTAAAAGGATC  
CATTATACCTATTAGTTAATTTTAATCGTAGTCTCAGCTTATTACCTATTTTGTACTGAAAGAGATGT  
GTTGATTTTGGTATTTTACAAGGTATTATGTTTGTACTTTTAAAAGAAAACCTTCTAATCTACATGTG  
ATGTTAGGCTATTTTGTATTTTCCAGTCACCTCCCTATCAATATCAGCTTATTACTCATTAATCTCTC  
AACTTCGTTTGACGCAGAATTAGCTGAACCACGACAAGTCAACCTCATCCCCTGCAGCAAGGTAATG  
AACTATAACTAGTTGACCCTATGTGGCTAGTCTCTCTTCGTAAAACGATATTAGTGGTGGATAGAATT  
TTCATATTATAAGTGGAGCAAATAGTTTTGCCAACCTCGTCTACCGTTTTGTAATGAAGAAAAGTGGTGA  
TCATATATCTTGGAACTTTGATCACATTTTTTTTTGCTGGACTTAATGATAAAAATCCATCCTATTAATA  
GCCTCTCATTACAAATATTGCTAGTAGGGTTGGAGTAAGTCTATTGATTAAAATGGATCAATAGTCAT  
TAACTAACTGATTCTTCTTTTTTACCCGAATCCTTAACTACCTCATGAGCAGAGAACCCAAAATGTGA  
TGACATAGATGAACGCATTGCTCTCAAGATCGGAATTTCAACAGAATGCATTCGATTATAACATACAT  
ATCTTGTTAGAGTATTGAATGCCATCTTATGGAAGAAGTGTGTTGGTTAGTCTATGTTTCGCTTACCA  
ATGTAAGAAGTGGTTTTCTCCAAGTTTTATAAGTTTGAGAATTGAGAGCTTTCATATCTTATACATGGAG  
CTACGCGGCAAGGGAGCTTTTTACGGTTAAGCTGAACACGATGTCATAAAATTTATGCATTTGCGTACC  
AGTTACTTTTACAATTTCCCTCCATATTTAACTTAATTACCATCACTTTTATATTTTTAGGGTAATAGTT  
TAACTTTATACATTTTTTCCAGCTTTCATATCAAATTTATTATCATAAGTAAAATATTACTATATTTTTAAT  
ATACTTTTCATCAATTTTTTTCAACCCAAATTAATTTACTAGAACAATCACATTAATAACTTACAAGT  
TTTTCTCGTATTTAAAGTAAAAAGTACATTTTTTACAACCTATAAGTAAAATGTTTTGGTTTATACAAAT  
TATCATCTTTTTTATCAATATCTCTATCAAAAATATACAACTCATTTTTTTTTGTTATTTTTATTAATTTA  
TATGTGAAAAGTACAAATAAATAAGAGAGAAGTAAGAGAGATGAATTATTATTTTTAATTATAGGTGAA  
CATATTGATGCCTTATATTTGAGGAATATTTGAGTTTATGTAATTTAAGATAATGGATAGTGAACCT  
GATGCGTGTACAATTTTAGAACAATCTGCTCATATTTAAGATAAACGAGTCATATAAGAGAAGTGTG  
CACTTGCTCTTAGAAAACCTGTGTCTATTTTTTCAAGATAAAAAGGTGCAAAAAGCAATTGAGACGCTACGC  
TTTTATGGGCGAGTTTGTCTTTTTTGTGTTGGAATTGAGGCTAAAATGAATAAAAACGATCAAAATCCAGT  
CATGTTCCAGCAGTTTGGAGAGTTTAATAATAAGTCTTCCAGAATAAGTAGTAAAATGACTTAATCAA  
AGTTCTTAAATTTAATACTCGGTGTTAATTCTGATTTAAATGGATGACAATAACTGATTTTGTATGAGT  
AGTAAAATGACTTAATCAAAGTTATTAATTTAATACTCGGTGTTAATTCTGATTTAGCCTCAATTAA  
GTCATTAATTTCTTGATTGGGGTGTATGATATATATTTGCAATTAGTCTCAATGTTGTATTTATTTGT  
TACTTCTCATGTTTCTTCGTAGCAATCGACCCTTCAATTTCCATTTTCAATTTATTTAGGTTTTACCTTA  
AATTCGTCTGTTTAAAGGTGGCTTTTTTCTCCAAACACCAATATTTGCTTCCATGAAATGAAATGATACA  
CTAGATTGTGCATTTTTCCAAAGAACTTCCTAAGATTTAATTTAATATGCAGTGTTCAAAAGGGCGCAC  
GGGACGGTAGGCTTGCGGTAAGGGACCACGTACCTCCTAATTGCGTTTGGGCGGCCAGGGTTGAAGA  
TTGTTTCTAAAGAAAAACAAAAAATAATTGCAATTGTATAGAAACCAATTTGTAAAAGAAAAGAAGG  
GGTATGCGAATTGATGTCCATATAACATTTCTCATAATAATAATACTACAATTAGAGCATCTGTAAAT  
TGAAAACATGTCAATTTCCGATACTGATTGTCAATCAGCATCAACCGATAATCAAACAAATTTTTGT  
TCACATGTGAGATCATATTAGAGTAGGCGAAGAGCCGAACCGGCACAACAAGTCTTTAGATGTGCGTT  
TGGTGTGTTGTGCTCTACTTATTTGTTTACGTTTGGGATTTGGCTTTTTAACATTTCTGACTAAAAAAA  
GCCTTTGACCGCATTTGATGTCTAACTATGCCTAATTACGCCTAATTTGCCATGACCGATGTTGACC  
AAAATTTTCCCTAAATTAGCGTAAATCCAGGCTGTAGCAGACCGTCTTTAGCCTAGTTTACGTCAAGG  
TTGTGCCTATGCGTGTCTTTTTCGAACACTCCACGTATGTTTATTTTAAAAATTTGTGTTTTTTTTTAC  
TGCGGTAAAATTTCGAAATATTCTTCGCTTTGAAATCATCATTTCCACTAAGTAACAACATATTCCTTG  
TACTCGTTGTTACTATCAATTAACCCAGCATATCCAATTTCAATTTTCTTATGTTTTACTTTAAATTT  
GTCTGTTTTAGGTTGGCTCGTTTTTGCCAAACCCGAATATACACTAGATTATACATTTTTTCAATAAACT  
TCCTAAGGTTTAATCAAGTATGTAATTTCTTTTTTGGTAAGATTTTTTTTTTTTTTATAACGGTATAAACT  
CTAAAGATTTTTTGGTTTTGAAATCATGTTTTTGTAAAGTAAGTAACATCTTCCCAGACTCCTTGTTA  
CTACCACTAACGCAAGTCTCACTGTATTGATCGATTTCGATTTCAAAAATATATTTTATTTTGGAGATGTG  
TGTGTAATATGAACAGAATATAAATTTGTGATAAGTTGCACTAGAATTGAGACGTAATGTAATCGGAA  
TATTAATAAATGAATATAAATTTCTTTTTTATTTGGAGAATATAATCTAATTCATAATTTCCATTTA  
TCAGTTTTATGAATAATTATGACATAAAAAAAGTAAACATTTACAAAATAAAAAGATTCTATAAAAAAGAAAT  
TGACCTGAAAAGGGAAAAGAAGAGTAAAGAAAGTTTGGAGTTTTATGCAATATATTTTTTGTGTGTTT

TGAAGTTACAACTTTTGACCGTTAGAAGATGTGGGCACTGACACATGTAATGACAAAAAGGAGCTTA  
CTATTAAGTTTTTAAAATTTCGAATTCAACTCAAAATCTCTAACACACAGTCTTGTATTACAAAA  
TCACAACAGAAAAAGGACCACCAAATTAATTAATTAATCCAAAAAATTTACTCCAAATCCACCTCA  
TCACTTCCATAAATTTCCAATCTTTTTTTTTGGCAAGAAAAATTTCCAATCTTTCTCTATCTTTAT  
ATCTTTTATTTTAGAACAAAAATAACCTTTATTTCCAATCCTGTGATACATATTCAAAAATACCCATA  
AACACCTTATTTTTAATTACTACAAAAATAAATAAAAAACCTTATTAAAAAACAAAGATAAAATTA  
ATTAATCCAAAAAACTTTCTGCAAATCCATCTCATCACTTGATTGGTCCAAAAATTTCCAAATCTTT  
CATTTTTTCAAAAAACAAAATAACCTTATTTCCAATCCTGTGATACACAAAAACAACATTTATTCAA  
AAACAATTACAAAAAAACATTTATTCAAAAAATAAGACAAAAGTGGGGTCCAATCCAACGCCCTTGT  
CCGCTCCCAAACGATTACCGAGTCCATCCAACGGCTGATATTAATAGAAAAATAAATCTAACGGGTGA  
GATAATTCTGTAATTCAAAATAACCTTTTTCCCGCCTCAAAAAGAAATCATTAACAAAATCCCTTTAAAT  
TTTACATAAACCTCTCTCTCTCTCTCTCTCTCTCATCCCCACATACATATATACCTTATTTG  
ATCATTGTTGTTTCTGGGTTTTTTTTCTTGTCAATCTCTGAATAAGAAAAATAAAAAATAATTGATCAA  
TTTGGTGTGTTGGGGTTTTTCTTGTTAATCTCTAAGCAAGAATTAGAATTTAATCAATTTGGTTTC  
TGGGTTTTATTTTTAATTTCTGGGATAAAAAACATAATTGATCAATGGGTTTTCTGGGTTTTTCTTTC  
TCAATTCTGAATTAGAAAAAGATTGATCAATGGGTTTTGTGGGTTTTTCTTGTATAATCTCTAAACA  
AGAAACAGAATTTAATCAATTTGGTTTTTTGGTTTTTCTTGTTTAATCTCTATAAGTAAGAAAACAGA  
ATTTAATCAATTTGATTTTGTGGGTTAATCTCTAAGCAAGAAACATAATTCATAAATTTGGTATCTGG  
GTTTTAATTTGAAGAAAGAAAGAAACCGATAAATTTGGGTATAGAGAGAGAGAAGAAATGTCGAGTG  
GGAATCGTCGTTTCATCGGTTTCGTCACTCTCGGTGGGTAAAAGACAGGCACTGGGTGAAGTAACGAAG  
GGAGGTGCGGTGGTGCCACCTCAGCAAGGGGCGAAGAAACGACCTGCTTTAGCCAACATTAATAATA  
TCAGAGACTAAACAATGCCTCTTCTAAAGGCCCTGCCCTTGGCTCCTCCAAATTTGGTATATTTCTTT  
TTCTTTATTGCTGTTTTTTTTTATTAGAATTGGGCTATGTGTTGATTTTGATTACTAATATATTTTTTG  
AGATGATTTTGATGGTTTTTTTATATTTTGAATGATTGTAGTGATTATGTTTTTTTACATGATTTGATT  
TGTTGTCTGATGATTATATTGGTAACCTTATGTGTGATTCTAATGATTAGCATTTTCGGTAATGACTA  
CGAAATAAAATTTATTGGTATTTTTTACTCCTATGGCTCTGTCTTGATTCTTTATATTTATATATTTT  
TGAGATGATTCTGATGATTCTTTAATATTTTGAATAATTGTAGTGATTAAATGATAGCAATGAAATTT  
AATTACTTATTTTACTACTTAATCTTATTGCTTGTCTTTTTTTCATGATTTGAAATTTTATCTGTTA  
ATTAATAATTGGTTGATTCTATTGATGAACATTTTCCGTAATGACTACGAAATAAAAAATTTTTATAC  
AGTAGTACAGTACTAATAATCACCAATCCAGTAACAGTAAGATCCATCAATGAAAGAACTGCAAAAT  
TAGCTTAAAGAAATTAATTTTCCATTATGTTGTGATTCTATTTATAAATGACTTGATTATGTTTTAC  
GATTTGATTGGAATGACAACCTGGAATTTGGTATTCTTTAATGAGATCAATCTTTAGGAATGACAGCTGG  
AATTGGTTTTCTTTAATGATAAATCCTGAAAAATTAAGGTTATTGAGATCGAAATAAAGATTTTGGTT  
TTTTGTCTTTCCATCAATTTTGTTCCTTTTTCTTCAAAATCCTTAAGTGTCTTTTTTGAATAATTGA  
GAATAAAGATGTCGGGTAAATTTCTAAACTAATTAAGCATCGGTCCATTTCCCAAACCTAACCAATA  
AAAATGTAAAAAATCAGAAAAAATGAAAAAATTCATAAAAAATAAAAAATGAAAAATGAAAAATAAAA  
AAAATATGAAAAAATCAAAAAATAAAATAAAGAGGCAAACTCCGAAAAACACGATTTTTTTTTAAAA  
AAATCCCAAATAATCGAAAAAATCCAAAAAATCAACAAAAATCCGAAAACGCAAAAAAATAAAC  
AGTTAAGACTGTTTTTAAAATAGTTCAGACTGTTTTTAAAAATAATTCAGACTGTTTTTAAAATGACTT  
AAAAATAGTTTCAGACTGTTTTTAAAATGACTTAAAAAATTCAGACTGTTTTTGGTTCAGACTGTTTT  
TAATTCAAAACATGTCATTATACATCTCAGGAAAAAACAAGACGCATATTTGTGTTCCCGTCGTGA  
AACCATTTGAGATTTGCATTAACCAAATCTTGATTTGGAGCGTTTTTACGAAAAAGTGTCTAGTTGGGT  
GTTTTTCATGATGTTTCATATATTCTCCCATATATATATATATAGATATATACATATATACACATGCGGC  
GGTGGAGGCAAGCCGCTTGCAGACGACGAGAAGGAGGAGGAGCGAACTCTGACGGCAGCGGGAGGT  
GGAGGGAGCGACGGAGGAGCGGCAGCAAAATAGATATATATATATATATATAAATATATATATGTGT  
GTATGTATGTATGTGTGTATGTATGTAGAGACAGAGATTTGGGGGATAAAATTTGTTTTCTCTAGAACG  
CGGTTTTTTTTGTTAGAGAGATAGAATGATTAATTAGATAAATAGAATTTGGAAGACTTTTTTATATTTA  
ATGATTAATGGACCAATCCTTAATTTTTCAGAAATAAATGTCCAATCCTTAATTTAATTTTATATCC  
GGACCAATCCTTAATACTTTTTGTTTTTATGGTCCAATCCTTAATTTCTCTTGTATTGTTGCTAGTTA  
ATATATTTTTCTGATTCTTTTTGTGTTAGGAACTCATTTGTTGGCTATCATATGTGGCAGTTTACCA  
TCATGTTTTTTGACAGACATTATAACATTAATATGGAAATCCAAAAAATAAATTTGGTATTATTGGGA  
CAAAGTGTGATCGAAGGATTTTGGCTTTTAAACATAATTATGATTAAGAAAAAATTAAGTGTGTTT  
TATTCAACTGGGGATCCTCTGTATGTCACCCTGCCTTTAATGCTTTTTAAAACAAATGCAAGCATTTT

ATTTAGCTAAGTACTCTTTTTGAAGAAAAGATTACAGAAGAAACAAAAAACCAATATTCGAAAACGA  
GTAATCGTTGCGAGTAAAAAGGACTCTGGATATGAAAACCTCAAGCATTCGGAACCTTGTGTGAGTGT  
TGTGACATTATGCATCCAACGTAATTATACAGTTTTGGGAGAAGTACTGTAGGAAATTTATCTATAAA  
CTAGAGATATCCTCTTGATTGTAAGGAGATAGTTTTACTTTCACATTAAGCTGCAATTCACCCCGA  
TGCTTGCTCTTTAACAACCTTTTTTTCTTAAAACCTCAAGCATTCAGAAATGTTTGCAGTCTTTTGACTT  
TATGTATTTAACATAATTATTCAAGTTTGGTAGAAGTATTATATGAAGCTATGAAGTATTATATTCTC  
TTGATTGTAACCTTCATTAAACTGCACTTCCCGTGATGCTTGCTCTTAAATTTCTTAAAGCTCAAGCAC  
TTCAGAATGTTGCGTGCCTTATGTCATTATACATCCAACATAACTATACAGGTTTGGTAGAACGTGTTA  
TATTGAAGTTCATCTTTAAACTAGATATATCCTCTTGACTGTACTTAGGAAAGATAGTTTTACTTTCCAT  
TAAGCTGCAATTTCCCTGGTGCTTGCTCTGTTTTCAAACCAGCACTTTGGACTTTCCATCCCAGGGCC  
ATTAACCTCATTAATTAGAGAGGATTCCCTAACAAATGTGTATGATAATCAGTTGGCATATAAGCTTGAAT  
TGCTTAGAAAGCTAAGCGAATCCGTATTCATTGAAAATATGCCATCTTTCTCTATTGAATTGCACAG  
TTACACCTTACTCTAAAGGCTAATACTGCTTTAGAATTTAAATTTCTTTGTTAGTGATTCACTTTGTTA  
AAGCATGAAAAAAACATTATATGAAAAGCTGCAATTTCTATATAGTTAGCCTATGCACCTGAATGGT  
AAACATTCATCCTTTTTGAATTTACAGTCACGTCTTACTTTAATGACTAATACTGCTATAGAGTTT  
AAAATCTCGTTAGCGATTGATAATATTAAGGAACGAACGAACATCATATGAAAAAATGTATTTTTTGC  
GGAGTTTTTTTCTACTGTTTTTTCCCTAGCCCTTGGGGAGTTCATTATCATGTTTATGTCTACTGCTT  
TATGTATTCTTATTTCTGCTATGGAAATGGTAACTAACAAAACCTATTTTTTTAAGGTTCCGTGTTCT  
AATAAAATTTCCAATCTCCAAGAAGGTACCCTCTACTGGAATCACGACTACAAGCTTCCCAGAATAC  
CTTGCCAACAGCCTTAAATGTCAAACCAATTTTGCCTGTTTCGGATAGAATTTTCATATACAAGTAAAG  
GCAAAGAGAACAAGAACATTAATGTTTCCCAAGTCAAAATGGATATTTACCAACAAAACCTCAAATAGC  
GATACACTTTCTATGGACGAATCTCTGTCTACTTGTGATACTCTTAAGAGCCCAGAAATCGAATATGT  
TGATAACAATGACATGGCAGAAGTTGATTCCCTTGAGAGGAAGACCTATAGCAAGCTTTTCATTTCCG  
AGCCTGAGGAAGTAGCAGGTATTTCCCTTTGTTTGTTCGTTTTTTTTCTGAAAGTGATTGCTCATAAATA  
GAATACTTTGCAAAGTGTAGTAAAACAGTTAATCATTCTTATTGTTTGCAGAGATCGTATGCAAGAGA  
GGCAGAGATACGGGTGAGGTTAACACTGAGGAAATGCTGATCTTGATGATAACGTCATGGACCCCTCA  
ATTATGTGCAACTATGGCTTGCAGACATTTACAAGCATTACGTGCATCTGAGGTTAGAATCCTCTACC  
CGTTGTTCTTTTTCTAGATATGTTTGTATTGGTAATGGTATACCAGTTAAAAGTTTTTTAGTCTTAGCTT  
TTAATACGTTTTCGTAAACTGGGTATGATTTTTCTTTTTGGTAAATTTCTCGGCTTACTAAGCTGAGTTTAT  
AATATGATGTCACTGTGAAATAAGAATCTACATTTGACATTACATTAAGAGAACAATGCTTGACATTA  
CATTACAGACATAAATGCTTTGTTGTTCTACACCTGATGTAGACACTTACAGTTATTAATAGAAGTTCA  
TTCAATCTTTTTATAAAATGGTCATGTTTGTATTTTGATAACTTTTAGGCTGAGTTAGATAAGTTTACA  
ACACAGTTTCTCAGTCGGCGAGGAGTCTAGACTGGACATTAGATTAAGAGAAAAATGATCTTTTTGAAT  
TATACATTTATGTTGGTATGATGATTAGTCTATCATAGGAACTTGAACTTTTATGTGGCATAACAAGTT  
CTGAGTAGAAGGAGTGGAGGACCTTTAATCAATGGTGAAGCTATCGTTCTTTAGTTTATAATCATGTTA  
ATTTTTTTAACATATTAGCTTTTAATTTGGCAGAAGAGTAATAAAAAGTAGTAGTTTTCCCTAGTTTTT  
TCGTGTGAAACATATTGTCATCTGTTCCAACATAAACATGGGAATTAGTATGTCGATCTTGTGTTGT  
ATTTGCTAATAACCCACTATGATTACATATAGGTGAAGAAGAGGCCCTTCTGTAGATTTTTATGGATAGA  
GTCCAGAAGGACATTAATGCCAGCATGCGGGCGATCCTTGTGCGATTGGCTGGTTCGAGGTATTAGATGG  
ATATATTTAACCTTTTTAAACAGACAAAACCTATTAATTGATCATCTTATTAATCTTTTTAGTTTCATTTTA  
TATTTAGACTTTCTAACTGGACTTTTGATGATTACAGGTATCTGAAGAGTACAGACTTGTCCCCGATA  
CTCTTTATCTGACAATTAACCTACATAGATCGATATCTTCTGGGAACACTATGGATAGGCAAAGGCTA  
CAGTTGCTAGGTGTCGCCTGTATGATGATTGCAGCGTAAGACATTTAATATTAGTCCTTTTATAGAG  
GTTTCAATTTCTTACTATGTTTTCCCAAAAAGATAAACTGTTTTTAACAAAAGGTTTTTATTTTCAAGAAAGT  
ACGAAGAGATTTGTGCACCTCAAGTTGAAGAGTTCTGCTATATCACTGATAACACATACATGAAAGAT  
GAGGTCAGATGTTGTTTCAATTAAGTGTCTGAAAATATCTGAAAAACTTTAGTTATTGTTTTATAGTTT  
CATTACGTATCGCATAAGGGTCTAAACAGTAAAGATTGCAGTTTTTGGAAATGGAGTCAAAGTTCTG  
AATTTCTTGAAGTTGCAATGACAGCTCCAACAGTCAAATGCTTTTTAAGGTAATTATTGCTCATCAT  
TCGGGTCTCGATTACCTTACCTTCCAAAAAGGGACTCGTATCAGATATGAAAAATGACTTTTTATTT  
CACAACCTGACACCTTGGTATACTGAAATTTGCATTTTAGGCGATTTGTTCTGTGCTGCCCTAGCAGTAG  
ATGAGGTATTATCATCGTCTTGGTACTTACTCTGTCTGTTCTGTATAAATCTGTTAGTTACAATCTAA  
TATCACCGTTAGAAAGTAACTAATAAATCGTGTTTTTTTTTTCTTTTTTGTCTCCCAGTCTCCACAGAT  
GCAACTAGAGTGCTTAGCCAACCTATATAGCAGAATTATCACTTATAGAGTACAACATGCTTTGCCATG

CTCCCTCTGTTATTGCCGCTTCAGCTATTTTCTTGCCAACTACATCCTCCTCCCCTCAAAAAGGCCT  
TGGGTACGTGTTGGTATTTCTATTTTGTTCCTCGTGCTTATAATTCAAACAAGTTAATTTTTTTCACCT  
GGGAAATGTAATTGGAATTTTAATGTTCTTCAATTTGTACGATACAGAGTTGACCTTGTGCACCTAC  
ACATTATAACCAACCGTCGGAGTTAAGTGAAGTGCCTTAAAGGCACTGCATAGCCTTTGCTGCAACAGTTC  
CGCTTCTAGTTTGCCTGCAATCAGAGAGAAAATATAGTCAACACAAGGTAATAATATATATATATATA  
TATATATAACGCCACAATTACATTGATAATATATAGAGCTTTTTTCTTGTGGACTGAGAACTTTGT  
GGTGCGCGCTATAGGTTTGCCTTTAAAAAACTGAGGTTTTAGTGAAGTGTCTGTTTTCTTGAGCT  
TTTTGATCATCTGTAGATTACGATCCCAACTTGCTGTGTAAAGCCATAAATGTATATAAAACAGTGCCT  
TTAGTAAGGCTTTTACCAAATATCTTTTTGAAAACTCCTTTTTTCAATTAACCTTAATGTTTTAAATA  
TGGCTGTATATACATTACTGCATTTTTTCAGAGCTTAGTTGATGTTTTGATGACCTTTATCTAATTGCT  
TGTTAATTCTTTTTGTGGATCAGTACAAGTTTCGTAGCGAATAACTATTGTCTCCCTCTATACCGTTGG  
AGTACTTCAAGAAGTTGAGCTGAGGAAGAAAGGTGCCATGCTCCAATTTTCCGTTGGATGAAATGAAA  
TCTCCTTTTTATTTTCTGTAGGTTATGCCTTTTGTAGATAAAAAAATATGTTGATAGTTTTTATCTTTTT  
TCTTCTGTTGAATGTTTGTAAAGTTTGAATTTTCTGACTTTGGTAGTTTTCTTTTCAATAGCCTTCCGTG  
TACTTGTGCTTTTGTCAAATTTCAATGAGAAAATAAGAAAATCCAGAGGTACAAAATCAAATGAAGTTT  
TATTTGGATTCTGGAGTTAAGTTGCAGAAGTGGATCTGTTTTAAGGTTTTTGAAGTACAATAATATTAC  
GGGTAAGGTCAGGAACCAAAAACGCATGACTGCGATTTTAGTTGATGCTCGATTGCTAAAGATAT  
GTACCTTAATCATTAGGCGTTGAACAATAAGTAGCATTTTGGATGCTCAATCCCTTGTACACACATC  
TATTGACATGCTAATCTTATTTAAATGTTCAATTTGGTCTTTATCAGACATCTTGAACCTGTCTT  
CAAATTAATGAATAAGTGCATTTTACATCCATTAAGTGAAGTGCCTCCGCTGGAAATCCAAATACCAA  
ATATCTATCTTAGTAAACTTCTCCAATTCGCAGCATAAAAAAGAAAATCAAGTATCATCTAGAATGCA  
AGTTTTATATTCTCTTTCCCTTGTGACGACGATGGTTAGCCACACTGTGCCATAGTCTACACCATCATGCT  
AAAATTAATTCGAAGATAACTTACACTGTTACACATTATGGCCGCACAAAACAATAAGAAGAAAAGAT  
ATGCAAGGAATCTGCCATCTGCCATAAAACGTGTACCTAACATTTATCAATGATTCACCTCATTGAAA  
TGAGAAATCTGTCAATTCACCAGGTGACATAAGTTGATAATCAATTAAGTCAAATCTCAAAGTGGCAG  
ACTTGACTTATCTCTTATAAACTGTCTTACCATCACTATAGTTGACCTTCTATTCACCCTCCAGTGT  
GGAATTCAGGCCTTCTGTCTAAAATTTCTGCATTATTTGCATGTTTTTTTCCGCTAAAATATTGAAATTA  
ATTTAAAATTTAAAATTTAAAAAATACTATTGTTTGTCACTACCTAAAATAATAGTGTATTTTGAATGAA  
CAACGAACGATTAACAATACTGTTAATCTAGTCCATTATTTATTTAGGATGTGTCAATGCTAAAAACC  
TAACACATATTAATTAACAACAAAAAATATAGAGGCTAAATGATATACCATGTAACACACTAACACTTA  
AGCTAGACACTAGATATATTACCAGCAGTTCAAATCAAGCGTTACAACCTGCCATATACCAATATTGC  
ACGTGTTATTTGGAAGTGGTCTTCTGCATTTCAATACAGTTGGGGATATATTAATAATCCATAACTAT  
ATATATAATATAGTATTATTTTTTCAAGGATCAGATTTGTGAAAAATGGGGTTCCCTTTGTCTGTTA  
CAGGCGGTGACACTCATCTCGCATATCTAGATGCGAGTATAGACCACTCGTCCACATCCCCTTAATAAC  
ATGAAGGATCATATATTGTTATATGGTTATATTTTTACTACTTGAAGAATTTTTTTTCTCCTTGTGTTGCT  
GTTAATTTTTATGAGCAATTGTCATTTCTATTTTATAAATTGCTTACAGAAAACAATACCCTCATCAT  
GGGATCAAGATAACCTGATGTGCATTTAATCATCTTTTTAGTCATCAGCTGAGGATTGATCACCTAAT  
CCGGTAAGAGCCTTGATATGGATAAATTATAACTACGAGAATAAGGAATGCTCAACCAAGTATTGGGC  
CGGGTTGCATATGGTTTGTGCGATTAACTTTAATCAAGGTTAATAAATGACCGATTTGAGCTCGAAGT  
CTTGAATCTGGTAATAGGTCCCAATTTAATCAAGAGAAAATCCATCTTGATAAATTGAAACGGAATAGA  
TTTGGGTTTTCTTTGATTAAATTTGAGGCAGGGTCGCAAAACAAAACAATATTTAATAAAGAGAATTTT  
ATTATTGAGAAAGGACATGGTTGAACTAGCGTAGAAAAAAGTATAATTGATCAACATATTCTTC  
AAAAGAATATATACACCTTTAGTGAGTTGGTCAAAGAACTTCACTTACAACGGTGCCTATTTTTTAGC  
AAAGTTTTACCTCTTTAAAGCAAACAAGTCTTCCAGTTTATATATTTTTATAACAACGAATATAATGA  
CATGAATTTATTTTTATGGTAATTAAGTATAGCCTCACACAAAATCTAAGTACTACATGCATGATTT  
TGATGATAATTTATTCTAATCCTTCCAATATTTATACTAGGTCTTGGTAGTTTTAAATTTATCACGTGCT  
TAACGATAGATCGATGCTGTGATTTTTAAATTTTGAATGATTATTACTAATTTAAAATAATACATTTAT  
GATTAACCAACGATACTTCTTCTTTTTTGTAAATCAAACCAACAATACTATTTCATTCGATATGT  
TGACTTAATAACAGAGTTTTTTTTTAGTTATAAGCACATTTTATCTTTCCTCATCTTTGGAACCGTA  
ATTAAGAGAAGATGCACAAATAGCCATCGGAGAGCTAACTCATGTACAAGATGTTGGAAAAACCAA  
TGTTTTCATGTGATTTTCCGTCACGATTCCAAAAGTTTAAATTAATTTACATGTGAAAAATCTAAAGGAT  
AGACTCCGTATTCAAATGTTTTGAGTAACTCGTGTGACGAGCTTCGAAACGGTATATCGCATGACCTA  
TTCGGTGAATGAGTGTGAATGAAAATTGGCTCATAAGTTGTATTATGAAAGACGAAATCTAAAATTT

AGGAAGAGAGAGTGAGAAAATAAAAGGGATGGGGAAGCCAGCCAAATGTCTATCCCACATCAAAGAGG  
TAAACTATTTTTGAATAGTTTATATACATATTACCAGTAGAGAGTGCTAATAATTTGTAACCTCATAG  
GTGTGTGTAGGCAAGAGCACCGCACACGGCGCTCGGGCTCTGACTCGGTCTCTGATTTGGTCTTCG  
GTTCCGGTTCCGATTCCAAGAAAGTCTTAAGTGTTTTTGAATAATTATGGCTGAGATTTTCAGCTTAGGCT  
ATAAGTAGGCAGCTCTTCCCCATTCTCTAAACACGCATTTTTTTACATTATGAAAAACTGCATGCATT  
TTTCCATAACATATTAGAAAAGACAGAGAACCATCCACCAACAGCCCGAGCTTAACTCGTTGCCAGTT  
TCCGAGGAGTCATCCGAGACGTTGTAACCTGAAATCGAAGCGTCAACGCAACCATGAACATTAAGTG  
GTTGAGCGAATATCGGTTAACGGCAGACTGTCTAACAGTCGCCTCGTCTTTTTTATTTCTGTTTTTTA  
AATACCGCAATTTAAATTCTGCAATTTATATTTTTGTCTTTTCAATTTTGAATTTCAATTCAGTATT  
TTAATTTGTTGTACTTACCTGTAATTTTCAATTTCTGTCTTTTACTTTTTCTGTAATTTCTTTAAAGTAC  
CGTTTTCTATTATGTAATTTCAATTTCTGTAATTAGAATAGTTTTTATTTTCAGTCTCTGTAATTTAAATTT  
AATCAGAACAGTCCGGCTGTTAAGTTTATACTTTCCAGTCCGGCAGTTTCTATTTATTGCAATTCAGT  
ATATCAGATTATTAATTAATAATAATCTGACTAACGTTTGTCTTAATTAATTAATTCAGTCCATACATGT  
TGTAATCTGTAATTTTCAGTTTCAATTCGGAATTAATAAAATATAAACTGGTTTTTGATTATTTCTTT  
TAGTCATTTATTATTGTTTAAATTGTTATTTTCGTACACGGAAAACAACAAAAATATCCATTTCTTTTAC  
TATCGTAGGAACAAAAGTAGGTTACTTTTAGCTATATATATATATATATATATATATATATATATATATAT  
CACCTATTTTTTTTTCTGAACATATTGGACAACGAATTGCTTAAGTACATATTGGACAACGGATACACAT  
TAGATTGGAAGGGAAGGGAAGGGACGGGTTCAAATTTTATATTGTCTAAACCATACGGTTAATGTGTT  
GTTAATTACATATCCTCTAATCATAGAATAACACGTGTGCTCATAAAATTTGATAGTTAACTAGTATGC  
TGCTTAATAGTTAACCATACTAGTACCATTTCTCTCATATTTATTTCTTACCTTTTCCAATTCACATA  
ATTAATCTTTCTCCCTGAGTATTTGTCATTATGACATTTCTACTCATAATCTCCTATTACTTACTAC  
CTGTACTAGGTATACTGTATTATTAGTTTTTTTTTTTCATTGAAAAGTTATTCTACTGATATTTTCATAA  
AGGATTGAAAATATTCATACATCAGAATCAAAAAGATGAAAATAAAAGTAATTTGTTTGACAACCGTTTA  
TTCTTTTTTTTTATGAAATTAATTTCTTATAACATTGAAATAATTTAAGTAAAATAATATCATGATTTATA  
TCGAACTCGTTTACAAAAGAAATTTATAAAATTTTAAAGAATTTTGCTTTGTTTATTCAAAAATCAAAA  
TGATAACATCTCATAACTAATGATTTATTGAAAGTATTTATTGTGAAGTGTGAGCCGGCCCTAAGGGG  
ATGTCAATTTTTTACACGGACGGCACGTCCCACCCTAAGGACAATTAATAATAGTAAAAAAATATTTCT  
AGATATTTCTTTTTCTTTTTTTTCATTTGACAAAAATCATGTTTTTTCTAAAATATACAACCTACCCATTTA  
TTTTTTTTGGACCGCTATGTCTATAGTGGAAAGGAATAAATTTGTTTCTTATAGTTTTGATTTGCGTTA  
TTGAAATCGATATACACTATTAGATGGACTATAATTTTTTTTTCTTTTTTGTAAAGATGTATTTTTTTCT  
TGTTTAATAGAAGATTTTGAGTAGGAAATGTCACAATGACAAAATACCAGTGAGAAAAGATTAATTAGT  
GGAATTGGAAGAGGCAAGAAATAGAGTTTTTTTTCTAAATGGTCTAGTGGACCACACAATTTGCCAGA  
ATGGGCTACCTTTCTGAAATATTTCCAAAATGGTCTACTTTGAAAAACGACCCGATCGAAAATGGTTAA  
ANNNNNNNNNNNNNNNNNNNNATTGAACTCTCTGGAACAATTTGGACAATAAACGATCGGTCGAATTGGA  
CAATACGACCGGTCGTTTTTTCAGACAAAACGATCGGTCGTTACGTACATTTGCATCCCGACGACGAA  
GCAGATACCACCTACGTCAACTACCTTGAAGATCGGAGCCGACGGAATAACTACATAAGTCGAGCT  
TGGAAGAAAATCAGGCTCGCCATAAATATTTTTGGCTACGTCACGGTATAAAATTTCCATTTATGCC  
GTTATGATTTGCAAGTTCAGCAACCTCCTAGCCAACCTACTTTAGTAATTCAGTATCATCGGCATCA  
ATGTTTCATGGACATTGATGCTCGCATTTGCTTATATTAACATATGTTTTTATTTCTTATTTATTTACC  
ACAACGTCTCCTTCTTTCAAGTCGATAACTTTATAAAAACGGTAATTTATGCTGCCAATGACTTTTTCC  
TTAATTTCTTACAACATAAGAAAATTGGAGTGTAAACAAGCACCATCGGTTGTAATATTTAGTGGAACTT  
TTTGAGCAGGCTAGAATCCATAGTCTCTTGATTACCTATACAAGTAAGCACATACACTAGTAGTTTAT  
TAGTGGACCTTATTCTTTAGGAATAACGATTGATGGACGAGAAAACATATTTGTGGGAATTTTCTCATT  
CAAAGTTCTCTTTTGATAAGCATGATAAAATAAGAACATCGTTTTTAAAAATAATAATAGTACCCCAA  
AACAGTACACCCGTTTAAAAGAACATAAGGATTTAATGCGTCTCCAAAATTTGAAGATATGTGTCCCG  
TCCCTTTTCATACAACCTTTAGTAAAATAGCAAAACGTGTGAATAGCAGGAGAGTATACCATAAGTGGCCT  
AACATGATTTAAATTTAATTCGTCTCCATTAGTGTATTCAACATAAAATTTGTGATATTTATTGTTTAAA  
ATCAATGGCTCTTGCTCAGTTACATTATGTGAGCAACAAGGTTGGAAGTGCCGAGTGCGGTATATTAG  
GAGCTTAACCCCTTGATCGAATTTTTTATTGCGTAAATGGCAAACCCCTAATAATCTAATATTGACCT  
TATATTAACGATGATTTAATTAAACTTTTCACTGTATCAATTTCTGATCGGGTGGTCAGTCAAGTGTAG  
GTATTTCCAACATTGATTTTGGATGATGCAATCTCAATGGAATTTGTAGCACAAAAGTCACTATAACTT  
TGTTGAAATGAAATTTGGTATTTGATCAGTTCAATCTAATGTTTATAAAATTTGACCAATTTAAGGTCAA  
TACTATTTTTTACATGATGAGAAAATTAATCTCAATATTGAATGGGGTATACATAGTTTAACTTCTAGAC

AACTCAATTGGTTGGATTAATAAACACATACAGTAAAACCTCTTAATTATTGGACGATTAATGTTTAC  
CGAGTAACGATAACAAATTATTTTCAACACTGCAAAATTCGTTTCGGTCACTGAAGTTTCAATTAATAG  
ATAAACCACTATTGAGTAATATATTTATGAATTTGAAAAAATATTGATGATATCGGTTATCGCAATAA  
AATGGATGTCAATGGGTTGTTAGTTACCAACGTGAAAAATGATAGAGGCTTGTATCTTAAGAAAAAATT  
ATGTGAACTGTGTTTAGTAACAATAAAAAATGATTAAAAATGAAGATGATACAGTACTTTGGAAGTAGTC  
ATGAGAAAGTAAACATTTATCGCGTCTATAACTCTTTTTTGGTGCAGTTCGAAAAGATTATATCAAAC  
TTTTGGATGGAATTAGAAAACTAGGAATGATATTCAAATAGATTTAAATTTTAAGAAAAACAAACG  
ACTATAGAATCATATTTTCGTTAAGTCGTCATAGTAATGTTTGCCATTTTGAAAAATTAATTAATTTATA  
ATTTTGTTCGGGAACAATATTTATATAAGAATTTTCAGAAAAATTTATTATCTTATTAATTTATCGAAAT  
TGGTGATTTTTGACGTTGGCCCAATCGGAACTGAATTTTTTTTATTATTTTAAAGAAATTTATTAATTT  
ACAGAGAGGTTACCGTGTATACCGACTCTTGCAATATGTATTTATTTTAAACCTAAAAGTGTGCCAAA  
AATATCTCCAACAACCTTTAAGAATCATTAACATAACAGAAAACATCCCCPAACCAAGACCTCTGTCC  
TCTTCCTTATATTAGTTAGTGTTTTTTTTATACTTTCATTGCATTGATAAATCTCTGTCTCATCTT  
GTTAACCCCAATAAAGGGTTAGTTAGTGATACTCCATGTAGCAATTCCTCGTCACTAATATTACAGAC  
AAAATAATAGTGGTATAAACAAATCGCCCTGGTCTTTCGAAAAATAAAAAATACTCCCTCCTTCCCAA  
TATAAACATACTATTAACGATACTCACATGTTACATGTGATACGTTATAAATTTGTGATGATGATACA  
AATGTAGAGTAAAAAAAATTTATAGGATATAAGAACAATAAATGATATAAATTTGTGATGATACAAATAT  
TTAGAGAAAAAAAATATATGATATAAGAAATTTTGTGTGGTTAAAGAGAGAAAAAGTACAATTTTTT  
TTATTTTTATGAAATTAATTAATATGTTAATTAATAAAAAAGTATAGGGGTATTTTTGAAAAAATA  
GCTAAATTTGGGCAGAATAATTTGACTTGAATTTGTTATTATAATAGAATGATACATGTTTTATGTCCCA  
AAATACGTGTTCACTTTTCAATTTTTTTTAAATAAATTTTGTATATATTTTTTAAATATCCACTATTTGGT  
AGTTAAATCATATCAAATTTATACTTAAAATTTTCATATTTTTAAGTAAGAAATGATTTTTGTTCGAAAA  
TTTTGAAACTTTTTAGTTTTTTTTTTAATTTTTAAGAGAAATTTGTTTAAATTCCTTAAATTTACGTTTT  
TTTGAACCATTACATTTATTTTTGGTACGGAGGTAGTAGCATTAAAGCACTCCTCCTCCGTAGTCATTAG  
TTTTATTAAGAGTTGATGTTAATATATACAAATCTTATGGACTTAATTTATCAAAAATCACAATTTG  
TATCATGACGAAAACTTTTTAAAAACGTGTGTTCCGACAGTGATAAATGCTGGCTTTGAGCTAAAA  
TAAGTGTCTAGCACTAGATATTTTACATCATATCAATTTATTTGAAAACTTGTATGACGTGTTTTGG  
AGACAGTATATCACTTAGGTTAGATGGATAGCAAGTGTCAATAAATTTGTAGGCAAAATTTGAAAGAT  
GAAAACGGTAAGACTTAGAAGTAGGAAATATGTGAAAACCTTAGGAGTTTTAGCTCACATTGATGATT  
TCATAAATAACCTATGAACATAGAGGCGGGTGCACCACATGCGCGTCCGGCTTGACGTGATGAGACT  
TATAGTTCTTGCTAGTAGTTACAAAATTTGTCATGACAACACTTGTAAAAGTTGTTAATTTTTGTCATA  
ATCCCCCTATTGTTGATGACATACCTTTAATGTTGTTTTATGTTTCGATCTTGTTCATAACAATATT  
TTAGTTTAGTTTTATTACGTACAATTCAGTCTCTCTGTTGCATTTCTAGAAAATAAATAATGCAATCT  
ACACCAATCTTTTTCTTAAAACATAAAAACAAAACAAAATCAAACCAAAATGCTATCGAATTAGAATC  
CTTCTTCTTCTTTTTTTTTAAGGAGGACAGTACCTCCAATTTTTTCATTTTCATCAAACCTTGGGACCAAAC  
CCAGTTTACAACCATTTCATCCAAAGTATCGACAAAAGTACTAGTACAGCTTATATAACGCTATTTTTAC  
AACCCAAACAAGCTAGAGCAGCTTACTAGCTGTTTTACAACCAAACAACACTACTTAGTAAGAATCCTTC  
TGTTTTGAAAAATAATAAAGAAAATTCGACAAAATAGCTCAAGTAAAACATGATCGGATAAAACCGT  
TTACTAGTTTAGAGATGGACAAATAATCTGAAAACATAACAAGAAGGGAGGATATTGACGGCGAGAAAA  
CAAGGTTTGAGATACATTATTGACAACAAAACAAAATAATTTGTTGGATAAGATAAATTAAGCATTGGA  
TTTTAATTTCTAGAGTACCTAACTTATAAGCTAAATACTAATGAGCTCATCTCTTTGAGTAGATCGAAT  
AAATTTAAAATCATGAAATGGAACCACGAGTAATACAATGTCACACAATATGGCTTGGTGCTTGGTGA  
GGATTTTATTGTTACAGTGGTAGTAACATATATAGATATCATATTTCCCCCACGAACCATTATATAT  
AGCCCCCTCCTTGCCATTGTTTTGTATACCTACATACTTACTATCAAGTCCCTGAGAGCTCTCATA  
ACACACTTTTCAAGTTTATGTCTTGAAAAATCCATTTCCGGTTTGTGTTTACTAGCTATTCCTCTCTT  
GAAGAGTGTGACAATAGTATTTAAAGTACTGAAAAACAGTTGGGAGAACACACACACCCCTTCTTTTA  
AGTGTTAAACGCCAAGATTTTTTCTCTAAATTTCTCATTTTTTGCATCAAATTAACATAAATATCTATTT  
TATTTCTCTGTTGATAATAAATGGGAGAAAACAAGAGGCAGAGCCACCACAACCACCACCAAGTGT  
TCGATGTGGAATTTGACTTGGCTGGCGCGGTGGTGTCTTAAGTGTTCGATGATGATGGTCGCCTT  
AAAAGAACAGGTATATGTCTATCTATATGTATATATAGTTTATCGGGAAATCTTTTCTATTCCAAGTA  
GATGCTGTAAAAAAAACACCTAAACACTGTTTCTGGACTTGGCTTGTATTACGTTCTTGGTAATA  
GCACATTCAAAATATCCATTTTCTAGAAAGAAAGCATATAAAAAAGGAAATTTGCACAGTTGCACTTGC  
CTTGAATATCTAGAATGAATACATTTTCTACTTGCAGTTTAAAGCAGGGTTATAAATCGCTACATTTTA



TCACGTTTTTCTCATTTTTTTTAATACTCATCATTGATATTCAATCAAGACGGGCTGAAACAATTAAGA  
TTAACGATGATAAACTTGAATTTTAAACATTATTCTTTCGGTTTTTAGGGAATGTTTGGACAGCGAG  
TGCCACATAATCACCGCAGTCATCGGGTCCGGGGTTTTATCTCTGGCTTGGGCCACGGCCAGCTAG  
GATGGGTTGTGGGCCCCACAGTAATGTTATTGTTTTCTTTGTCACTTATTACACATCCACCCCTCTC  
GCCGCTTGTTACCGCTCCGGCGACTCCCTCATCGGGAAAAGAAATTACACTTACATGGATGCTGTTAG  
TGCCAATCTCGGTAAATTCCTCATTTTTTTGAACCTGTCTTACTTTTGATAAAAATAAGAAAACCATA  
ACTTGGGGTTTTATCAACTCTTGTACATGTATTATGATTTTTTTCAATTTTGGCCCCAGAATTCTGA  
TTTGTGAGTTCCATACTCTGAAATAACGCTTTTGTCTGATTTGGACAAAAATGACAGAAAACTTGCAC  
ATGCAACGCACATGCTAATATATAACTCAAACTATTTTACATTCAGCCTATTTAGACTTTGCAATG  
GTTTAACTTTTTTAAATGTAAAATAATATATAACTATTATTTTATAAAAATAATGTTATACGAACAAA  
AATATATATTTACAATCATTACTCGTAAATGCAGTATAATTTTTTATATTTTTTATAAACTTTTAGTATA  
CTTCTAAATCATGTATTTATTGTTATTACTATTTTTTCAAATATTTAATTATTATTACTTATATTT  
TATATTGATTTATGGTAAATGTTAACCCATAAGGGCGTTAGGTAAAACCTCAAAAAACAAGCATG  
TGTTTTGCACATGTCTGTTGTATCTGCCTAAATAGGAGAAAAACATGAATTGAGAGTACAAGATTG  
AAAAACGTCGTAACATGATAAAACCTCACAACCTAAGACTTGATGTTTTACATATGTGATTTTCAGG  
TGGGGCTAAGGTGAAGCTATGTGGGCTCATTGAGTATTTGAATCTCTTTGGTGTGCTATCGGATACA  
CTATCGCATCATCTATAAGCATGATGTGAGTATTCAACTCTAAAACCTATAAAAATCTACCTAAGGCTAT  
TTAACCTGATATAAGTGAAGGTGCACCATTTTCGTAACAATCATTTTAATGTATTGAACAGGGCGATTA  
AGAGGTCAATTGCTTCCACAAGAGCGGAGGGAAAAACCCATGCAAAATATCAAGCACACCTTACATG  
ATCTCATTCCGGTGTGGCCGAAATCCTTTTATCTCAAATTCCTGATTTTCGACCAAAATATGGTGGCTCTC  
CATTGTGCGCCGCTGTCATGTCATTTACTTACTCTACCATTGGTTTTGGGACTTGGAAATCGCCAAAGTTG  
CAGGTTTACTGCCGGTTTTACCTTTGCTTCTATTTTTTCTCTTTTAACTAAGCTTGCTTTTCTAGGT  
TAAAATGAAGCTAATTTTTTATTTTTTAAATTCAAATCAGAAAAGTGAAAATATAAGGGGAAGTCTCACT  
GGAATAAGTGTGGGAGTGTGACCGAGACTCAAAAAGTATGGCGGAGCTTCCAAGCACTCGGAGATAT  
TGCTTTTCGCTTATTTCGTTCTCTCATCCTTATTGAGATTCAGGTACATTAGTTTTAGCAATTTGAGA  
AAAATTATACGTGTGTTCTAGCAATCTTCTAACTTCTAAGATAGATATCTACCACATAGATTCATAAG  
ATAATATCTAACTAGTTTTAAACAAGATATGCTGTAAGTTATAAAAAACCATAACATTCATATTTTTTTG  
TGTGTGCAAAAACAGGACACAGTCAAATCGCCACCATCAGAGTCCAAGACGATGAAAAAGGCATCTCT  
AATTAGCGTATCCGTAACAACCATATTTTTATATGTTATGTGGTTGCTTCGGATATGCTGCTTTTGGAG  
ACTCATCCCCTGGAAATCTTCTTACCGGGTTCGGATTTTATAACCCATATTGGCTTTTGGACATTGCA  
AATGTTGCCATAGTGGTCCATCTTGTGGCGCTACCAAGTCTTTTGTCAACCCTTATTCGCATTTAT  
CGAGAAATTTGCTTTTGA AAAATTTTATGAAAGCAAAATCATCACTAAGGAACTCCAAATCCCCATTC  
CCGGGTGCAAACTTTTAAAGTTAACTTTTTTTCGATTAGTTTGGCGAAACAATTTTTGTAATCACAACT  
ACTGTTATCTCGATGCTCATGCCATTTTTCAATGACGTGGTGGGGATTCTGGGGGCATTCGGATTTTGG  
GCCACTAACCGTGTATTTCCCGGTGGAGATGTATATTGTGCAAAAAGAAAATACCGAAATGGAGCACAA  
AATGGATATGCTTACAGATTTTAAAGTGTACTTGTCTCATTATATCTATTGCTGCGGGAGTTGGGTCG  
TTTGCCGGTGTGCTTCTTGTATCTCAAATCGTATGCGCCATTCAGACTAGTTACTAATTCAGCTAGCG  
AAATTATCTACTAAGTCGATGAAAAATGAATGGTGGAGTTTTAGTTATTGTTTGTATAAGCACCC  
AAGAAGGGTTATGTATCATGCAATAATTCATATTGCTTATTAGTGTATTATGATAATGGAATGTACGTA  
TATGGGTAATGGTTGTATTTGTAATCAGTGACAATTTTATATTTTTCAAAGCAAGTACAAGTTTGACT  
GATCTTATAAATTACTTTTTTCAATTTGACATTAGATAGAGGTGAATAATGTGTACGTTTGATTTTTCT  
CATAATATGTCACGTTCAAACCATAGACACTTTTATAAGTGGGTGGAAAGTAATTACTTAAATTTT  
CCATGTTATTAGTTACTACTTCAGTAAATTTGTAGGATGCATGTAATAGATGGAGATATTTAAAATAA  
GTGTCCAAATATTTTATCCAAAAATTTACCCGCTCATGCTACCATCACATGACTTGAATGCAAAATAG  
CACGCAAGTGACCCATGTTTTCTTGTAAAGCATTGGGGATTTAAAATATCAACAAAATAATGTTCAA  
CCCTCTAATAATTAATGGTGGTTTATCATTATGATTATGTGATTATTTGATGATATAAAATCTTTGTGA  
AATACGATCTGTTATTAATTAATTATGCATAAAGATTGGGATAAAATCTCATACTTTTTTATGAACCTA  
AATTTACTTTCCACAATTGAGCTACTACAATATAAGAAAATTAATGATTTGAGAAATTTGCTCGGAA  
CCATAAATTTTGAATAATACAAAGACAATTAATTTTCAACTGTGGCGTCTTTAATAGTTTCAACTCTA  
AAAAATAATAACTACCCTCGAATAGTACTATCTACTAAAAGAGACGGAGATTTAAGATAAATATGAA  
CAAAGCGTCCAGATAAAGATAAAAAACGTATAAAGAACATTTGATTCACTCCCAGGACCACACCCAAA  
GCATTAAGGATCTTGATAAAACAAATCACCGGACGCCACACCATAGGCAAGACATACAACGGCGTTAAG  
CGTAAGTGCAAAAAGAAAGAATAAATGCCATAAAATGAACACTCATGGCTGGATAACCTGCCACTGCAA

CAGTCATATTGGAAACTGGTTTACAGCACCACCAGCGACCATATGGCGAGTCACGAGCAATCTAATCC  
CAAGAAGGCTCACTCCGAGAATCATTACGACCGACGTCCAGTAGAACTAACCTAATGGTCTGCCTCTG  
CAATAGGCAGGAGCATAATATACGAATGTGCATAGATACGTGGTATAAAACCACCCATCCAATCGCACT  
GATAACGACGATAAAAACTCCCTTCTCTGTAGTATAACGCCGTAGTAAAGCTAGAGAAGCTGACCCA  
ACAACGAGGCTATATATGGGAAAGAGCTGAAATTTTGTAAATTTTGTAAAAGGTCAACAGAGGAATGG  
AAGACGAAATAATCGACACTATGTTTCGCGGAATCCCAAATGCCAGTGCTTACATGTGATTCGCCATC  
GATCAAGACAAGATCTCGTTTTCCGAGGCATTTCCGCAAGAGAGTTTGAATTTGTGGGTTAATGAAT  
GACACGTAATGCACATGAAATACATGAACATAATGTATCATGTATTTTCATGTCTTTCATGTTTATG  
AATTTGTAAGGGACTCAAAAAGCAATTTTATACATATGAAGACATGAACTATACCCGAAAGAACTAAT  
AAAATTTGTTGAGCTTCATGTTTCTACTTATAAGATAGAAAAATTAAGAGAACTCGTACTTAATTAATT  
TAAATAGTTATATATGTTTCATAAACTATAAGCACACATAATGCACAAGTAACAAAACCTGTAGGCTGT  
TTATCTTTTTTATAGAATTGGGATTATGTTTATTTATATTAAGTGTATCACTACAAAAAATACTCAA  
ATAGCGACGGGATTAGTGACGGTATTTTTTGTACGAGCTTATTANNNNNNNNNNNNNNNNNNNNNN  
NNNTGACGGT  
TTAGTCAATTTGCGACAGGCTTGTGACAGCTTTTGACTCTCACTAAATCAAATATTTTGTAGTGT  
ATGGCATCATAATGAAATCTAAAATTGACTTTCATAGTTATGTGTATTCATTATTCGTAGTGTATAC  
TGTTATATTTATATGTTCTACTTTAGTGTGTACTAAATGATTTCTTATGAATAAAAAGATGAGATAAT  
TCTTTATTAGTCACATTTTTGATGCCTAATCACAAAAATCACATCTCAATGTTTATATCCCAATAA  
GTCACACTTTTTTAAAAATTCACCAATTTACAAAAGTACCATTATCCCAACCTATAAATATCATTTA  
TCTCTCTAATAATCTAAAAAATAATACATATGAAAAAATTAACAATTTTTTGAAATTACAAAA  
AAAAAAGCAAAAAATAGATTTTTTTTTTAAAGAAAACCTCACTTTTCTCACAAAAAATAGCTTTTTCAAAA  
AAAAATAGATTTTTTCAAAAAAATAGCTTTTTTATAAAAAAATAGTTTTCTCACGAAAAAATAG  
TTTTTTAATGAAAAAATAGTTTTTTTATAACCGTTGCATAAAAAATGCATACGAGTGCAGAAATGTTG  
CATAAAAAGTGAATAAATGTGCATAAAAAGTGCATACGAATGCAATATAAATGGTTTATAAAAAGTGC  
ATGTGAATGCATAAAAAATGCATAAGAGTGCTTACATGTGCATAAAAATGGTGCATAAAGAGTGTATAT  
AGGTGCATAAAGAGTGCATACTGGTGCATAAAGAGTGCATACAGATGCATAAAAAATGCATACGGGTT  
CATAAAAAATGCATACATATACATAAAAAATGCATACGGGTGCATAAAAAAGTGAATAAATGTGCATAA  
AAAATATATACAATTATATAAAAAAGTGCCTACGAGTTATAAAAAAGTGCATACGGATGCATAAATGGTG  
CATAAAAAGTGCATACGGGTGCATAAAAAAGTGTATAAAAAAGTACATAAATGGTACATAAAAAAGTGCAT  
ACGGGTGCATAAAGAAAAGTGCATAAAAAAGTGTATACGTGGTGCATAAAGAAAAGTGCATACGGGTGC  
ATAAAAAGTGTAGACTGATGCATAAAAAATGCATACGGGTGCAAAAAAGTGCACACGAATGCATAAAT  
GGTGTATAAAAAATGCACGTGGGTGCAGAAAAATATATACAGGTACATAAATGGTGTATAAACGTA  
TATATAGGTGCATAAATGACGCATAAAGAGTGCATAGAAAAAGACATACGGGTGCATAAAAAAGTTTATA  
CGGGTGCCTAAGAGGTGCCTAAAGAGTGCATAAAAAAGTATATACGAGTGCATAAATTCAAAAATAAAA  
AGAATTTTTTTTAAAAATTTCAAAAAAAGTGCATAAAGTGCATAAAGTGCATAAAGTGCATAAAGTGC  
AAAAATTAAAAAAATCCAAAAAAGTAGCTTCTTTTATAAAAAAAGTGCATAAAGTGCATAAAGTGC  
CTATTTTTTAAAAATAGCTTCTTTATGATCATGCATAAATGGTGTGGCCCGTGCAGGCTAACCTTAGAG  
GGGGTGAATAAGGTTTTAGGCGTTTTTACGGAATTAATAATCTAATCGCAATTAACAACCCAACTAG  
TTCAATATATATTCGCAACAATAAATATGCGATGATAATACATGAATGAATTGAAACATGCGCACAAT  
CACAAATAATATAAGTTGCGGAAAGTAAATAGTAAGGGAAAGAGATTGACACCAGATATATAGAGGTT  
CGGCAAAACCGCTACGTCCTCTCCTCGGTATTCATGCTACCAAGTATTTCACTAAAATCTTCTTTCC  
AAGATTACAACCTCACGAGCTTGTGGACGATGTTCTTCTAATCGATTGTTTTAATGATAACAAAATA  
TGTA AACATGATAAAGCTCGTTTTGCGTACTAATCATTTATCTAGCTTGTAAAAAGTTTGAATGA  
TAGAGTATTTAAAAACAAAGCCAACGGTTCAAGCGGAACAGTAATCGGACTTAAAACAAAGAGTTAC  
GAGCATACGAAGTATAGCGGAAACCGAGAAATTGCCAGGACAAAACGACCGATCGTTTTGGACAAAAC  
GACCGATCGTTTTTGGTCCAAAATGTTCCGGTGAGGTCGTCTGAAAAATGACCGATCGAAATGACCAA  
AACGACCGATCGTTTTTGGTCCAAAATGTTTCAGTGAGTTTCATGATAAAAAACGACCGATCGTTTTTCA  
GAAAACGAGCGATCGTTTTTCTGCAGAATTCAAAAATTAGCCTTTTACTTATTCTGAAAAATTGGGCA  
CTGCTGAAAACCATTTGGATAAAGACATAACACTTCATACAACGGTAACAAGACCAATTATCTTCAA  
TAGCCCCCAATTCCTTAATGAAGATCACCCCAATTCACACACTCAATTAAGCTATCATTTCAAGATC  
ATACTGAAGATTATACTTCATTTTTTCTCACTTGTATTATATAAATTTCTTGAGTGTAATATTTATGTA  
ATCTTATAAACACCAAGATATTTTGTAGTGAGCGATACTCTTTCGATTCAAATTTGTAGAGTGAAT  
TATAAACTCATTTGTGAGCGAGTGATCGGGTAGAGGCTTTGTAAGAAAGGGTAGCTTAAAAGCTCTAG

ATCTTTTCATTTCGGCATACTCATAGAGTGAGGGGGAGCTTAATCGGTCGATTAGCTCGTTAGGGTGT  
ATCTTGGGAAGAAGATTTTACTTATTCTGGAAAATTTGGGAAACTGCTGAAAACCATTTGGATAAAAAAC  
ATAACCCCTCATACAACGGTAACAAGACCAATAATCCTTCAAATAGCACCCAAATTCATTGTTTGATA  
CAACCCCAATTCACACACAAAATTTAAGCTATTCTTACAAGAAAAATCGTCAAGCTTATACTACATATTT  
CTCACTTGTATTTCATATTAATTTCTTGAGTGTAAATATTATTGTAAACATATAAACACCAAGATATTATT  
TGTTAGTGAGCGATACTCTTTTGAATCAAATTGTAGAGTGAATTATAAACTCATTGTGAGCGAGTGA  
TCGGGTAGAGGCTTTGCAAGCAAGTGTAGCTTAAAAGCTCTAGGTATTTTCATTTCGGGATACTCATAG  
AGTGAGGGGGAGCTTAATCCGCAGATTAGCTCGTTAGGGTGTAAATCTTGGGAAGAAGATTCTAGTGAA  
ATATTCGGTAGTGTGAATACCGAGGAGAGGAGTAGGCGCGTTTTGCGGAACCTCTATACATCTTGTGT  
TATTTCTTTTCCCTTAACTTTTATTTTCCGCACTTATTTATTGCTCATATTGATTGCTTGCATAGCTT  
AACTAGCATTAATAAGTAACTAAATTTGTTTAGTTATAAAAATCTACTAATTAGCGTTGTTAATAGCT  
CAAAGTTTTTATTCCGCGAAAATCGTACGTAAACCTTATTCACCTCTGTCTAAGTTTTAGACACTTA  
CGGGCCAACAATTGGTATCAGAGCCTAGCTCTTCTATTTATAAAAATCTAACGATTTTTTAGTTTAAAGA  
TCCGTTCTGTATTTCGTACGCTGACTCAAAAATCCATAACTAGGCCCCCGTTCTTTGACGGTACAAACTA  
TCCCTATTGGAGAGATCTTATGAAAATTTTTCTATGTGGTTACGAAAATAGACCAATGGATTAGCATTA  
GTAAATGCTATAAAACGCTTAGGAGAAATGNNNNNNNNNNNNNNNNNNNNNNNNNNNNNNNNNNNNNNN  
NNNNNNNNNNNNNTTGGTATCAGAGCCTAGCTCTTCTATTTATAAAAATCTAACGATTTTTTTTGTTTAAA  
GATCCGATATGTCTTCATACGCTGACTCAAAAATCCATAACTAGGCCCTCGTTCTTTGACGGTACAAAC  
TATCCGTATTGGAGAGATCTTATGAAAATTTTTCTATGTGGTTACGAAAATAGACCAATAGATTAGCAT  
TAGTAAAGGCTATAAAACGCTATGAGAAATGGTTTAGATAAACTCGTAGAAGAACTCGACACGGATG  
AACGCCATGCTTTTTCTCTAATTATAGAGCTATGACTTCTATAACTTGTGTGCTCTCGCCTAGTGAG  
TATGATAAGATTTCTGGTTGTGATACCGCTAAGTAAATGTGGGATAAGCTAGCTATTATGCACGAGAG  
AACTAGTCAAGTTAAGTACTCTAAAATTAGCATGCTTATTCATGATTATGAACTTTTTTAAAGTTGATG  
ATGACGAGTCTATTGCTTCTATGTACACTCATTTTACTAAAATTAATAACGATCTTAAAAGACTTGAA  
AAAGTTTTATTCTAGCAAGGAGTTGGTGAAAAGATCCTAAGAAGTCTTCCAAGAAAATGGGAATCAA  
AGTGACGAATATAACAAGAAGCCGAGGACATGAACACTCTTTCTCTTGACAACCTCATAGGATCCTTAA  
GCACTCATGAACTAGACATGACAACCTCGAAAAACAAGAGGATGACTCGAAAAAGAAGAAAGGCCACCGCC  
TTCAAAGTACAACGAATAACGATAGCGATAACAATTCCTCTAGTGAGGATGATGAAATGGCACTATT  
CGCCAAATGCTACAACAAGTTCTAAGTTGGAAAAAGAAGGGCGGACAACGATTTTCGGAAAAAAGGAA  
TATAAGGGGAGAGCCATCCGACAAATCGAACAAGAAGGACAAAATTTATTTGCTATTAGTGTACAAACC  
CGGTCATATGCAAAATGAATGCCCTTGAAGAAAAAGGACAAGTTGAAAAAGAAAAAGGAATACAAGA  
AGGCATTCATGGCCGATGAGGGAGCGATGATGATAGCTCCGATAGCGACAATGAAGAAGTCGCAAAC  
CTATGTCTCATGGCTAGAGACGACGAAACCGAGAATGTAAGCTTCCACTCCTCTAACTCTTCTCTTTC  
TAGTGATGGTTGTTTTGACATAAATGATGTGTTAGCTTCTTTAGAAAAAGTTAGAGGTAAAAACAAAT  
CCTTTAGAAAAATGTTAATTACTTTACAAGACGAACTTGAAAACCTTAGCTATAAAAAATTACTCACTC  
ACCTCTAAAATGCCGAACCTTACAATGAAAATGATAAGTTAGTAAATGACCTTAGTTTCATGTAACT  
TAAGGCAGATAGCGCCGAACCTTACTTTTGATAAGTTCACTAAAGGAAGTAAAATATTAAGTATTATAT  
TAGTTTCTCAATAAGGCGCGTATGATAAAACCGGTGTAGGGTACAACCCACTTATAATGGCAAAGCAT  
AAAAATCTATTACCAAAACAAATGACTAAAAATGAAAATAAACGACCAAAATTACTTTGTAAAAAAAA  
CTTGATAAAAAATGACTTAGTTTATAATCGTTTTGTTAAACCAAGTGTGCACGTTAAATGTCTTACTT  
GCAGCCGTTGTGATCACTTTGAGGATTATGTCTATTGCCCTTATAGATATAAAATTAATAAAAAATGAC  
TTGGTTTTGGATTTCAAAGGGTCGAGACACTAACCTCAAGGACCCAAAAGTGGATTAGGGTACCAATG  
ATNNTTTTGTTTTGTAGGTATGCTTGAGGTCAAAAATTAACGAGGACAAGTGGTTCTTGATAGTGGA  
TGCTCAAGAAATATGATGGGAGACAAAACGAAATTTACTACTCTTGCACCTAAAGACGGATGCTTTGT  
AACATTCGGGGATAATAGCAAGGGTAAAATCATCGGTATTGGTAGTATTTCTAAACTATCAAATGTTA  
TTATTGATAATGTATTGCTTGTGATGGTCTTAAACATAACTTGTCTAGTATAAGTCAACTTTGCGAC  
TTGGGTGAGAACTCATTTTTTGAAAATCGCATTGCATCATTTCATTGTATTTTCAGAAAATAAACTAT  
TCTTATGGGTCAAAAACAAAATAATGTCTATATGATTGATTGAAATAGTTTCGGTGGATAATGAGGTCA  
AGTGTCTTATTATTATCAACGACAATGGTTGGTTGTGGAATAGAAGACTTGGTTCATGCTACTCTTGAT  
TTACTCGCTAAACTATCTAGAAAAGATTTGGTAATAAGTTTACCAAAAGCTCCCTATAAAAAAGGACAA  
ACTTTGTACGCTTGCCAATTAGGCAAAACAAACGAAGATTTCTTTTAAAGTCTAAAAATATTTATTTCTA  
CTACTCGTTGTTTTGAAGCTCATTATATGGACTTAGTTGGTCCCTCCCGGACACTTAGTCTTGGAGGG  
CGTGCATATGCATTCGTCATGGTTGACAACCTTTAGTCGTTTTACTTGGGTATTGTTTTTAACTCATAA

GCATGAAACATTTAGAGAATTCTCTATTATTTGCAAAAAGCTCCAAACACGAAAGGGTTATATGATTA  
AAAGTATCCGTACCGATCACGGTAAGGAATTTGAAAATACTCCATTTCAAACCTTATTGTGATGAAAAT  
GGTATTGATCATCATAATTTTTGGCCCCACGTAACGCCCTCAACAAAATGAGGTAGTAGAGAGGAAGA  
ATATAACCTTAGAGGAAATGGCACGAACCATGATTTGCAAAAATAATGTATTTTTGGGCCGAAGCCGT  
AAATTCGCTTGTTATATTTTTAAATATAGCCTTAATTAGGCCCATATGAAAAAGACACCTTACGAAT  
TATGCAATAAGCGAAAGCCCAATATTTCTCATTTACGTGCATTTGGTTGCAATGCTATGTTTCATAAT  
AATGGTAAGGATAATTTAGGAAAATTCGATGCTAAGTCCGATGAAAGAATTTTCATCGGATATGCTAT  
ATCGAGTAAAGCGTATAGAATTTTTAATAAAAAGAACTTTGTTGGTGGAGAATCGGTACATGTCTCTT  
TTGATGAGAATTTACCGACTATTGATAAGCCACCAATTTGTTCACAATATTGATGATCATATTTTTTCAT  
AATACATCTTCTTCTAATCATGTTACATCTAGTTTTAGAGATTATGCCTAGTATAGAGGTTGAACCCGT  
TGTTGAAGAAGTCACTATAGAGAGACTTCAAACGGACCTAGAATCTAGTATACACACTCATGAGGATT  
TGCCTCAAGAATGGAGGTTTGCCAATAACCATCCGCAAGAATTAATCTTGGGTAACCCGGGAGAAAAGA  
GTGCATACACGTTCTTCATTAAGAAATTTATTTAATCATCTTACATCTTGTCTCAATTAGAGCCTAA  
GAACATTCATGAAGCGGAACTCGATGAGAGTTGGGTATTGGCTATGCATGATGAATTAATCAATTCG  
AGCGTAGTAACGTATGAATTTTAGTTCTAGACCGCGTGAGAAAACCATCATAGGTACGAAATGGATA  
TTTTCGTAATAAGATGGATGAATCNNNNNNNNNNATAGAAAATAAGGCTAGACTAGTGGCTCAAGGGTA  
TAACCAAGAAGAAGGCATCGATTTTCGATGAAACTTAGGCACCCGTAGCTAGACTAGAAGCCATTAGGA  
TGTTGCTTGCTTATGCTTCTTTTAAACGCTTTAAATTTGTTTCAAATGGATGTTACAAGTGCATTTTTTA  
AACGGTTTTATAAATGAGGAAGTTTATGTAAAACAACACCCGGTTTTGAAAATCATGATTTCCCGA  
TCATGTTTACAACTTCAAAAAGCTCTTTATGGTTTAAAAACAAGCACCCCGGGTTGGTATGAAAGAC  
TTAGTAAATTTTTGATTGCAAAAAGGTTTTTCTCGTGTTACTTTGGATACTACTCTTTTTNNNNNNNNN  
NNNAAAAGACATGCTTTTTAATTCAAATATAT  
GTTGATGATATCATTTTTCGGTGCTACTAATGCTCGCATGTGCGGGGAGTTTTCTAATTGTATGCAAGG  
CGAATTCGAGATGAGCATGATGGGTGAACCTTACCTATTTTCTTGGATTGCAATCAAACAACTAAGG  
ACGGAATTTTCGTCAATCAAGCCAAATATAACAAGGACTTGCTCAAACGGTTCAACATGAGCGATGCA  
AAATCGCTAGAACTCCAATGAGTCCGGCAACAAAACCTAGACAAGGATGAATAGGGTAAAAGCGTGGA  
CCAAAAGCTATATAGAGGTATGATTGGATCTCTCTTATATTTAACCAGCAAGTAGACCCGATATCATGT  
TTAGTGTGTTGCTTGTGTGCTTGTGTGCTATGTATCAATCTTGTCTAAGGAATCGCATGTGATAGCCG  
TTAAGCGCATATTTAGATATCTTATAGGTACATGCAATTTAGGATTGTTTTATCCACATGATACTACT  
TTTGACTTGCTTGGGTATTCCGGCGCCGACTTTGCCGGTTGTCGTTTAGATAGAAAAAGTACTAGTGG  
CACTTGCCATGTTTTAGGAAACACTTTAGTTTCTTGGCATAACAAGAAAACAAAATTCGGTTGCACTTT  
CTACGACGGAGGCGGAATACGTTGCCACGAGTAGTTGTTGTGCGCAAATCCTTTGGATGCGTCAACAA  
TTGAATGACTTTGAATTATCTTTTGATAATGTGCCTATTTTGTGTGATAATACTAGTGCAATAAATCT  
TTGAAAAATCCGATCCAACACTCTCGTACTAAACATATAAATTTACGACATCACTTTCTAAGGGATC  
ATGTTCAAAAAGGGGATATTATACCTGAATATATAAGTACCGATAGGCAATTAGCCGATATTTTTTACA  
AAACTCCTTAACGAGAAACAATTTTTGTTTTATTTCGACGAGAGTTAGGCATGTTTGTGATGTGTGACTTGT  
ACATATATATATATATATATATATTTGATTGATTTTATATATATTTGATTTATTTTATATATTTTTTTTT  
GCCAAATCAGTGTGAAAAGTACAAAAAATCTTGTCTGTATACTGATTACAGACGACCCGGTTCGACT  
GTATAGCGCATCCACACACTAAAGATGAAAAGGAATACGAAGGATATATAAAAATACACCAATTACACA  
CACTAGTTCCATTAATTAACGACTTTACTATTGAGAAAATGAGAATACTGAAAGAAAAACAAACGGATT  
CGACCTTTTAT  
GAGGCTATCAAAAAATTTCACTTTTTTTCAAAAAATATCTCTATACATTTTTATTAATTACAATAATAT  
CATACTATTATAAAAAATATAAAAAATAAAAACTAATAACACTATTTATCACTCTTTAACCCTCAGA  
ATATTTCAAGGATTTTCATCTTATATTTTTTTTATTCTTCACATATTTGTCTCATAAATTACGTTTATT  
TTTTTATTTTTATCGCATTACCGGTTGTATATGCATGCAACGTAACCTATAAAGCACGATTTACTAAG  
TATATATATATACCTAATGAAGTAAATCGCTAATAAATTTGAAAAAGAAACCGATTGTTCCCCATT  
AGTTTTTTTTTTTTTTGAGGTTTTCCCCCATTAGCTTAATATGATATGAAGCTAATTGATTTCTTCATT  
TGCACCATTTAAAGTGGCACTTTTTTTACTTTGAACACCACTAAAAAAGTGGACTGTGTCGAATTCG  
ATGTTTGGGAAGGCTCTAGGTTAGAAAGCTATTCCAGTATTAGATTAGCTATATTTTGAATGAAA  
CCAGTACGTTACCTCAGTCAAGGCTCTAATTTACCTTTTGTCTTTAAAAAAAAGGTTTCGAATTTA  
TGTTACTACTAAAGTATGCTTATAAATTAACAATACCCGATGGCCTAAGTTATAAAACAATAAGCATTC  
AATAAATTTACATAAACGAAAAAGAAAACGAAAAACAATAAGGTGAACATATGCACACACTGCTAATAA  
AATGTAGGTGAAATCGGAAATGAGACGAAGAGAAAAGTTAAACGGGAGGGACAAGTTTTTTTTTTTTGG

GTGCGGGGGCTAAGTTTTGATTTGATCAAAATTCATTGAATTTTTTTACTTCTCTCCCTTCTATGCC  
TTCCGTCTATTTTCACTCAATTATTCTCTGTCTCTCTCTCTCCGTCTCTCCTCGATCAAGTTG  
ACGGTATCACTAGCCTTGTTTATAAGCAGCATTGTGATGTTGTTGGATTGTGATAAAGGTCATAAAAA  
CATCTGGATTGAATCCAAAATCAGTGAAAATAAAGGGCTCACTTAGAAAAGTAAACAAGTCCTTTGAGCA  
GAAAAAGAAGTGGAAAAAGTGTTCAGATTAAAAGTGTTCCTTTCAAACGTCATCTGGACGAGTTG  
ATTGTTGCAAGTTGTAACAGACATAGCACTCTTGAAAAGAAGTAAAAATCGCAATAGAGTTAGTTGCA  
GAGCTACAGCTCAACTGTATCTTGCAAGTTGGCTTGAACGGGATTGTTATTTTCTTACACAGCTCAAC  
TGGTTTTCTCCATTTCCACTCTCTACACTGGTTACGACAAGAACTTCAAAGAAAAAGATGAAAATGCA  
GAATATATGAGCTTTATAAATTAGCCTTTTCGTGATTAGAAAACGACGTGAAGTAACATATGAAAATCTCC  
AGAAAATTTGTTAAGTTCTGGAAAACACAAAATAAGACAGATCCGTGTTTTCTATGCACTATTAGCTTTACA  
TACAAGTATATTTCCCTTTCTATACAGCTTCTATACGTATTTGTACATGGAAAATATATACAACTTCAA  
AAAATTTAGATGAAGTATTTTGAAGACAACCTTGCTTAAAATTCATTTCAATTTACTCTTTTTACAG  
AAAAATGATCACAAGGCCTTTTGATCCATTCTTTCGTCCAATTGAGGCAACGAATCAAGCTGTGGAA  
CCAGTCCCCTGTTTGGTCAGCTTTATTTACAGTAGGAAGAGGGTGCTGACTCATCGATATTCGAACTG  
AATCCCCTCTGGAGAGTTGTTGTGCGCTTTTACCATCGAATGACACCCATGCATTGCTTCTTGCATCT  
GCTGGGATCTGTTGCAGATAAAGAGAAAAAATGAAATCAGATCAACAATTTCTACTAATCACCTAGGC  
CCTCTTGAGCTTTCAAGGGTATAGTTAGCGAGTTCAAACCTTAAAAATAAGGTGCTACTAAGCCGTAAA  
ATATAATTGTCAATTGTCACCATCAATTGTCACCATAAATGTCAATTGTCACCATAAATGATAGCAG  
AGCATTACAAAAGATAATAAACTCATTGCTGAAAGTCTTAATACTTCACTTAAAAATAGTTCTAAAT  
GCTGTTTTAGTACTATATGAAATTGTCAATTGATATTTAGAATATATGAAAGATAGAAGAAAAGGAT  
GATAGCAGAGCATTACAAAAGATAATAAACTCATTGCTGAAAGTCTTACTACTTCACTTAAAAATAG  
TTCTAAATGCTGTTTTAGTAAGACTTTTCAGCAAATGAGGATGATAAACAAAATCTTCCAAGAAACAGAA  
ACAAAATAATATCTTGCATTTGATCTTTTTTATTATTATCAGCAGCATCCTCCTCCTCATGTTACTAC  
TATAATTCCTTCTTAATATTATAATTAGTACATTATTATTACTTTGTAGGTGACTATACTTTATTTTTG  
GTACTACATCTACTTTCTTATTTTTGGAAAGCTAATAAATCAAAAATACTCATTGGAATCATCCAG  
GAAACCACTTCATAGAAGCTCTTTCGGGGTCTTCAGAATTACAGGGTTATTTGAAAATCAACTTTGA  
AAACCTAATTTTAAAGGGTGAAGTTGGTGTACCTTTAATCTAGACGTGCAGAATCAGGAAGTATAACA  
GGCCTAAAGGAAAGAGAGTGCAGGAGATATTGGTGTGAACAGCATGCATGGGACATTTGGATGTACCTG  
TACATGTAACAAAACCCATGGCTATATTTATTAAGATTATATCCAATACCGGTGAAAGGCCAGAAACA  
CCCACAAAAGGATGTGAAAAACAAGAAAGCAAATACAGTGAGTTTTTCGCACTCAAAAATGATATCGAGC  
TCTTGTAAGGAATGCACCAAAAATAAGAGCAATTTCTCAGTGTGCAACTCAGAAGCCGCACAATTCAT  
ATCACAAGCATAGACTAGCACTCCACAAAAGGGAAAGAAAAAGTTGAGCTTAAAGGCCAAAAA  
AAAAACTGTATTTGAATCTTTTTTGTAAAAGCTAGGAAGTAGGAATTCAGCTTTATTACCCTTCA  
TCAAAGGATATACCGTCTTTTGCCAAAAGAGACCTTCTATACTATGAAATTAATGCAGTCTACATGACT  
TAAACAGCCTCCAGGATAAGGCACTTACACTTTTTTACCAAAAATACCCATTGGTGATAAGCACTTTT  
TTTTACCAAACATACTCATTGCCAAAGCAAGAGAAGCAAGTTGTATTTACCACAGAGTAAAAAACA  
TGTTTTCTCTTTTTCTGGCAAGTAATAAAAATAATGTTTCTTAGCCTCTCCAGAGTAAGAACA  
TCCCCTATTTCTGGCATTCTGCAATTTGCTCAAGAAATAACTTGAAAATTAGAAAACATCGCTACAC  
ATCCTAGAAAACAAAATAAAAGTTTTACTAGGAATTCAGTTTAGAATTTGAAACCTAGAAAAGAGAGC  
AAGTGAACATAGATTTGCTCAAGTAATAAGTAGAAAACACAGAAAAGCTTCAAACAGACAAAAGGATGT  
GAATCTAATAAGAAATGAAAGGACCTTACCATGGAACCGCTGCGCTGTAGAATAAGCTGTACTGCC  
AGTTGGAGTGGCAACTATCACTCCATCTCCTTGACCTATAATAAGTAATPATTTATAAAATATCAA  
AGAGTATGTGAATAATCACAGAACACAAGACGAGACAGAAAATCATTCAGAATCAGCACAAAAATTT  
TGTGATCTGGATTTAGTTTCTGTGTCAGCAGAACTGGCAGAAGAGCTAGTTCTGAGATTTTAAAGGACATA  
TAATTCATACTAATGATTGAAATCTATAAATACTTACAAAACAGTAGGAGGCAAGGAGTGAGGCCCTT  
TAAGTTCAGGCGATTAATACCGATTTAAACAATTACATTGAAGTGTACCGCTGTACCCTAAAGAACTT  
TGTGCTTCATATTTGGTTAGGCTACTTGTCTTACTATTAGGGTAGATGGGATAGATATACGAATGATT  
TCTTTTCATTGATAAGATAACATACATGAAAGTTGGACGGCAACGTCAAAGACAAAAGGGAATACTTA  
AATAGTTAGAATAAAAATACGAAGCTAACATGAAACTATACATCAAAGGTGAAATAAAAATGAAAAAT  
TTGGAAACAGACGAAGTAACCCACATTACCTTGGTTATAAGCCGGTCATGTTCAAACACTCGATTTT  
TGAAAGATACGGATTGGACCTCGATCAACCACCACTTCAATTGAGCACATCAAATATTTTACCAGGCA  
TCGCTTTTCCCTTTGAAAAATCTCACACCGTAATCGCATTCGTAAAAGTAATATATACGCCCTTCCATT  
GTATTATTTCCATGTATGACTTGTTTTTAAGTCCTTTCTGTAATCTTCAAACATAAATAAAGAGAAAA

CCAACTTAGTGGAAGATCATTATACAGCTTGGGAGATAAAAAACAGTGAACTGCAAATAACCCCA  
TCTCTCTGGGTAGTTAGCAAATAGCCGCACATACTTCAGATAAATGTAACAAACCCCTCATGTTATCT  
GTAAGGTCTGCAATCAACCCCATACCCATTATAAAAAAATAGAATAGCTTTGAAATCACTGGTTCATG  
ATGTAAGAAACCAAAAACAGATTCCGGCATCATTTTTTTTTGTAAAAAATTAATTTCTGCTTCTGTAGA  
CAATTTTTGTTGGCTTGAACTGCTGTGGAGAACTTTTTTCTTTAACTAGCTATTTTATAGGCATAGAT  
ATTAACAAGAAACATGTAGGTCCATTACATACACAGGATTTAATTACAAATATCAAAAGTACGTGGAG  
GTTATTTGCAAAACATGTACAGTAGATGGGGGATGTTGCATTTCCAAAACTCTGAGAAAAACAACAT  
ACACTATGAGAAGTAAGAAATCCAAGGGATCCAAGGTTGAAGGACACAACAGGAGGAACAGAACCCCT  
AAATAAGTTTGATGCATGTAATATAACACCATCTCCTCCCAACATGCCACAAAGTCCACCCCTCTCAT  
GAAGTTCGCTACAATAATCCCATCAATCAAAATCTAATCTATTAAAGGATGAATATAATTAAGAAAA  
ATAGTGATGCTTTTTATCTGTGTATTAAACCTGGTATCTTGACCATAAAAGGTTTGCACGAACCCAAA  
CCCTGGGATTCTTGCAAATATATCATGAATATCAGGTTCAACAACAACGTTCAATTTCTCCTCATGAT  
ACAAATAAGACGCAACCTGCGGTAAGATTCACTTTGGTCAATATGAGACATGATCATTTACAAAACAA  
ACCGATTACTAATTGCTCTAGACAAACATAGAAAGTGTCTTATTCAATAAAGACCTTCGTTAAGTTA  
CGCTATTACATACTCTCAGTGTGCAATATTTTTCTCTCTGATTTTTCTCACTCAAAAATTGCTTTCA  
TTGAACTAGTGAATATGCATGGATAATCAATAAGAGCGTGAAAGCTAGTCTATAAGATTTCAAAAGT  
TCTTTATAATATTTACTAGGCAAGTTTAAACACATTAATTTAGCTTCAATATAGCAGTTGTGAAAGTCT  
TAAAGCTTTATTTCCCCAGAATTAGGATCTTTTAGGACCCATAAATCTCTTTCCAGTTAATGTTAA  
TGCAACTTCAGGTGAAGTACAACCCGTTTAGTTCATAAAGGTAAAGCACTCTTTGACTTTCATTA  
ATAAAACCTTTCTGTTGTATCTGGAAAATATCAAAAGAGTGGCAGAATACCTGTTAGCTTGTTC  
ATGAGTTCCTCGCCCAATTTCTTCAACAACAACACAGTCTTTGGTTTAGTTTTCCACATAAGCATTTG  
TTGTTGCGTACTAGGATGAGTAAACGCCAGTGAAGATTCGGTCACCTTCTCTCTAGAACAAGAGAATC  
CATCTGTCCGTAAGTACTAGAAACATTTCTGCTTTTTTTCTCGATTGTATTCTCACAACCTCCAGTTGCAGAA  
ACACACATATCTCCTTCAATAAGCTCCAGCTCATCATCACTTGAACGTTTGAACCTCTTTATTTGT  
CTCCCATTTTTCTGTATTTTTGAACTTCTTTTTCCGAATCATAACTTGAATCAAGTACTATATCTG  
TATGGCTAACTTGAGAGCTCGTAGGTTTAGGGGCAAGACTTTTATTTGGTTGCTGCTCCATTAGTATGA  
AAATTGATTTTTCTGTTATGTATCTTTTTCGGACGAATTTCTTTTTGCGTAATTTCTCTGTGATAATC  
AAGGTAAACGGGAGGTGAGATCTTCTTATTTCTGAAAAACATGGACATCTCTTTTTCTGAAAAAATAT  
CACAAGGAGGTAGTTGAGATTTAAGAGGATCGACATCGAGAAAATTCAGTTAAATTTTCTACGATGTCA  
CTGTTAAATGATTGATCTTTGGTGTAACTTTGCTAGAAACCGCTTTAAGATAAGCGCCATTGTTATT  
ACCATTCTTAATATCATTGTCCAAGGACATCTTATCTAAATTAATCGCTGTTGAATTAGAACTCTTAT  
CAATAATTTCTGATGAAAAGCCAACCTCCATTGACAACATTTGATCCATATCGAGCCATGTATTGCCCTC  
CACCGAGAAACCATAGCAGTAGTTCTCTTAACACCTTCTTTACTATGTAATAAAACCGACGTTTTACT  
TGTATTGCATAAAATATTTGCAAACCTTTCTGACTTGTCTCCAGTGAAGGTACAGTGCCAACTGCAACAG  
GAAGTTCAACCAGTTCAATTTTCCCAGATAAAAATAGCATTATCTAACAACGATTTGTAAAACTATCT  
TCTATGGTCTCTTCTCTAAGATCTACGATCATTTGAAACCCCTTTTCTAATAGCCAAATTTAGACCCCTC  
CTCAGTTACCTGGCTACCCATATAAAAAGCAACATCAGAATCTTCTCTCTCGATCTCTTCTTCTGAAG  
TTGATACATATACAGCATTCCAATTCGCAAACAGTGTATGACAGGGATCGCCATCTGCTCGTGGAAAA  
CCAGAATCATAACAAACGCTCTTTAATCTTTGCAATTTCTTCCATATATTCAAGCTTCGACCATCATC  
AGGTGATAAATATTTTTCAAGAGCAACATGTAACTCTCGCAATACCTTTTTCATCTCACTCCTAAAAG  
CAGCTAGAGGGGGAAGCATTTCGTGGCTTACATCCGGAGCTTCGAAAATGTTTAATAATGAAGATCGG  
CCCGAAATAACGTCCTCTTTTTCTTTGTTTAAAAGACACACCATAACAACCAAGAACAGATACTATTTT  
ATCTTCCATGTCTTCCATTGGGAAAGTGTATGAAACAGTGCATTCACCAGTTAAAGGATTGCATAATG  
TTTGCATTAATGCATTGTGTAATTGTTCCGGCAGCTCTAAATATTTCTACAGTAAGCTTCAATTTCTGCA  
ATATCCCCAGGAACTGGACCAATCCAGGTTAACTTTGACAAGTCGTGGGACTGAAAAATCTTCAAAAA  
TATAATATATTATCATCAGTTCATTGCATACACAACTCTGGATTGTTATATTTTTCTCAATAGAATC  
AAGATTGAAATAATAATTTCTAGAACCACATAGTTTTCAAGCTATTCTTAAATAAATAACTATACTTAT  
AGACAATTTGTGCTGTGTTTCTAAAATTAGTGTATCTTTTTGAAAAATTTATGAAGTACGGTATTTCAG  
ATTTGTGAAAACGTGTTTCTCACCATTTCTATTTGAAAACCAAAAAATCATGATTCAGACACCTTA  
TAGTCACTGATTTTTTACAATCTTCTGTATCTATTAAGTCAAGCAGCTATTTTTCAAAGTAAACACTTA  
TGGTAATGGTTTTCAAACCTACAATATGATAAATCATTAATGAGAAAAATGTATACCAACGAATCAAAG  
AGAGTCTAGAATAATTTGTTTTTTTTCAACTAAAAGTGCAAAACTGGATTAATCTCACTTCTACATGATA  
GCCATGGAACAACCAAGTGTGTTTTTTACTCTCAAGACAAAATAGACTTAATTCATCAGATTACCCAAA

AAAATGCACATTTTTACGTACCTGTATAAGTTATTTAAAAAGTCCATAATAGTGTAATTTAGGTGAAAT  
TATATTCTTTCCAAAAATAATATAAAAAACCAGCATTCGAAGTGCAGGGGTGACAAAGAAACATACT  
TAAAATAACAATAAATATTATATTTGGTAAACAAACAATAGGCCCGTTTGGCATCATATTGATA  
AGTCGTCGGTCACCTATTTTAACTTATAAGTGAGTTGTAAATATACAAAAACACATTTCTATAAGTTTTT  
TTTTTTTTGGTTGAGAATTTAATATGAAAAAGTTAAGAAACTCCACAAATTTCCAAGCTTCTCTGCTTCT  
GAGATTTTTTTGACCCAAAAGCTAGTTTTTAACTTTTAAAAGCTGAAAAACAAAACACCCATGGATTTT  
TTGAATCAAAAAGCTAAAAAGATAAGAAAAAGTTGTTACCAAACATGCACAATATAGAGTACAAC  
TTAAATAATAAAAAACAGTAATATTTAAAAGTAATAATAATAACAGAATTGAATTACCTTAGAATAGACA  
ATAAATATTATAACTGGCAAACAAACAATTTAGGTACTAACACGACAAAATTTTCACGGAACACC  
AAGAATACAACCTTAAATAACAAAAATAGTAATATTTAAAAGTAATACTACAATATACTACTATATTTGG  
TAAACAAACAACAATAATATAAGTACTAACTCCACAGACATTTTCATCGAACACCTAGAGTACAACCTTA  
AATAACAACAATAATAACATCAATAGTAATAATAATAATAACAGAAATTTAATTACCATAGAGTCCAA  
CCCAATATTATCCGCAAAAGGGTTTACATTAACGACCAATCCAAAACGACGGCGTTTCTATTTTA  
AAATAAACCCGAAATTTGGACCTGAAATGGGTGTCGGAGCTCCATCGGAGATTGATCGGGTCATACCG  
GAGATGAACACGTGGCATGTACAAACGCATGCCATTTCACTCAATATCTGTAAACTGGGTTTTCTCTAT  
ACTTTATTCAACTGTATATCTCATTACTCTCAATTACAGTTAAAAATGTTAGCTGTGGAGAGTTATTT  
TACAGGAATAGTCCTCAATTTTACAAGTATACTCCTCATAGTTTTGCTGGACAACAATCTTTGACAAA  
ATTTGACTGCTCTTCACTAGACCCTACTCGAACCTTGATTTTTAGTACTATTTCTATCCGTTTTTATTT  
AATTGTTTATTACGAAATTACGTGCAATTTTGATCGTATAAGAACTTATATCAAAATTTGTCGGAATGA  
AATTTTTTAAATGTTGATTATATAGTTCAAATGTTAACTTTATGATTAGATTTAAAAAAAATCATT  
TCGACAATTTTGATACAAGTTATAAGCGGGTCAAATTTGCTAGTAGTTTCGTAGTGGACAATTAATA  
GGAACGAAGAGAGTATATTTTTTCTATAAAAAAGTTGTGGGTATTATTTGATTTTTCCGCATCAACTTG  
ATAAATTGATTAGTTTATGCTAAATTTTACCCGTCATGTTTTTCAATTTGAAACGTTCCAAAATAAG  
TGATATTTTTGATTTTTCTAGAAATTTTCTTTTTAAATTTTTTTTAAAATAACCATTTTTTGTAGTGAAA  
TTAAATTTGCACATATAGCCTCATATTTTTATTTTAAAGGAAGAAATGATTGTGCTTGAAACCTTTGAT  
TTTTTTTTTCTTGAATTTGAAATGAAATCGTTTTGAAATCCTTAACTAATACATGTTTCAAATCATCAT  
GCGTACGTATGAATTTTCAACACCAGCTACTACCGCTATCTTCATATAGAAATTTGATTGGATCCATTA  
AAGTTAGAAGGAATCTTTTTGCGGCTTGTGAAGATGTGTTCAAATAAATCTGTTTGAAAAGTTTGT  
AATTATAACATCTTGATCGTACTAGTATACTTTTTTTTTTTTCCAATCAAAACAGAACTTATATATAA  
AAAGAGTCTCTATGGGAAAGACCCTCATAGCGGTCAATTACATCATTAACAAAATAAGTAACTTGACTA  
AGTAACAGCCATACAAAAGATGTACTTGCATTTAACGTATATCTTCTAGTTTTTCAATGATGAAATTA  
AAAATACAAGAAAATAGTTCTAGAATAATACCAAGTTGCTCTTAAACAAATCGTAAGTAATCCAAATG  
TTTTATTTTTAATCGTTCCATTTTACTTCCATATTGACGCGTCACACGAATCCAATTTATTACACTCGA  
GATATAGAGCGAGGCCAATACTGTTTCAATAAAAAAGCATAGAGACCAAACAGAGCTGTTCTTTAAATT  
ATCAGTAATGCTAATAAACAGACAGACTCAGCCAGACTCTCAACACATCAGTCTTAATATAAATTT  
TAGTGAGGAAAGTGGATTATTCATTTATTATTTGTGTGTGTACTTGTAACTTGTATGAGCACAAAGC  
GTGTGACTAACTTAAACAGTGAATAAAGATAGATTGAAACTTGTGTGGATAATAAATTTGGCGGATAC  
TTTTGGTGGCGGGGCTTGCTTTTTATTTGTTTTTTTTTATGCTAGTTTTTATTTCTTACTTCAATTT  
AATTTGTTTCTTTTCTGATCTCCCATGTATGTCCTTATCTTTTATGTCTAAAAAACAAAATTTCTCCT  
TCAAATATTCCGATGTGAAGTCTGTGGATATATATGTGTTTTCTTTATTGTCTCTTTATCTGTATTGT  
GTGGTGGTGTTTTTATCATATGGAGAATCTATTTTCTCAAATAAATTTGTGAGAGAAATATCTGCAT  
GTACTCATTTCATCCATGATATCTATTTTTACATATATACTGACTGATACGTTGCATTTATTTTTCTT  
TTTACTAGAATAATTGGATTTTATAATCTCATTACATATATAAAAAAGGAAAAGTTTACCTATCAAT  
TTAGAACCTTGTACCAAATAAATACTCCATAACTGATCTTTCCATGGATTTTATAATCTCATTTA  
CATATATAAAAAAGGAAAAGTTTACCTATCAATTTAGAACCTTGTACCAAATAAATACTCCATAAC  
TGATCTTTCCAAAAACTACTATTTTAAAAAAAATGATAGATTTGAGATATAGTACCCTCTCTTCT  
TTTCACGATCAATTTCTCACGATCTAACTCTCTGACCATCTACAATTTTTTTATTTTTTTTATCTTTCTA  
TATGAGGTTTTATGGATGAACTACATCTCTTCAATTCGAAACGTCATTTTTCTCTCTTTTTACACGT  
GGTGGGTTTTGGCTTTTTTATACTATTCACCATTTTGTCAAATTTATATACTAAAAATGAGTTTTGGG  
GCTTTAGAGTTTCAATTTTTGTTTTATTGACCAAATAAAGCTATATATAAATGTTTCAATTTGTGATACACT  
ACGTACGTACGTGAGTTCTTTACCACCAAAGAAAAGTTTTGAAACACATACACATATGACATATGT  
ATGCACCTCTTTGAATATGTATTTTAAATTAATTTGTATAGACTTCAAAGCATGTCAATTCGGATATAT  
TTCATAAAAAAAGTTGGGTTTTTGAAGTAAATATCGATTTTTTAAATGTACATTTTGAAATGCATAC

GTACCACTTCCTGCGGTCCATACCTAACTGAAAATAATATATAACTTGTTCATGGATGAACCAAGACA  
TCTTTCTTGATCATTTGGTTTATTACACCGCATGAGATGCACATTTTTACATGTGCGTATTAATTGGT  
ATGCCCTTTTTGCATCGCATGCCTATGGGTATACAATCCGAAAAGATAAAAAATGCAGTTTTTGATTGAC  
AATTTGGAAATCTGAACATATACCAATTGATATGAATATTTTTAAATGTGCATACCAACAGTTATGCA  
AGTGAATACCAACATATATGCACTTTCTCATAAATATATCAATTGATATGCAATGGATACTAACATTT  
ACCTTTTTGAAGTGCATATGTATGCAATTTAATTATGAAGTTAATAACAACATCATATGAGATTTAAAA  
GTGCATACCTATATCTATATGTATGCACTTTTTGAAGGGCGTAAATATATATAGTTATACACTTTTTG  
TGTATGTATATAAATTTGTATGCACCTATTGGAGAGCATAGAAAAATGTCATAACAACCTTTTTTTTTG  
TAAACAAATTTGGGTTTGATAACGAGTTTAAAAATTTAGTTTTGATTATTAATAATTCAGGTCGACCTTA  
CAAATAACTTGAGTTTTTAATTGACAATTTGGGTTTTTTTTAAAGCCTATATCAATCGTTATACACAT  
TTCCAAGTGTACTTACAAATTTGTATATTCAGAGCCGGTGAGACGCCCTCACACCTAAGTCGCATAATA  
TGTTGGGCGCTTTTTCAAATTTATCGGATAAAAAATTCAAATCATGCACAACAAAGAATTTTCATAGA  
AAAATTACAAAATGAGAGGAAAATTCATAGAAAAATCCGATATATCAATCACCTAAAACAAATTTAT  
CAACCCATAAAAATAACTTGTAGTGTTTAAGTTTAAACATTTCAATATTTGAGAGTATAGAGAGGCTTAGC  
AAAAATTCGAGACCAACTTTGTAACCTTTTTAAAAGTTTGGGAAGCAAAAAACATAAAAAGTGGTAAGACA  
AAATTACACCTACATCTTCCCTCGTTAACCTGCAACCTCTTTCCCTCCTATCACAAAAATGGATTGGTA  
ACATAAGAGTGGTGTATGTTGAGGTGAGTTGTTGTGTGATTCCCTGATTTGTATTAGATTTGTAGTTT  
TTTAGGAAGTAATTTTTGAACATATTATTGATAATGCAGTTTGGTTACATACTCTTATGTCATTACCA  
CCATATAAAAATTAGTCGTTCTATCATTATACCTTGTGATGCAGGAGAACCATCAACTAAATCAAACCG  
ATGTTAAACCAATAATCAAACCTGAAGTGTATAGATAACTAGCTAGATGAATACTTCTAGGTTCTAAT  
TTAGCGGAGTTTGCTAATTACAAAAGGCATAGTTTCTCCTGAAAAGAAATAACTATTTTTTCCAATAGA  
AGGATATTAAGTTCACACTTGATAAAATAAATAAAAAAGGGAGACGTGCAATTTAATTATAAAAATAATA  
TTGATTTAGTGAGGGTCAAAATCTGTCCAAAATCTGTTTAAATTTTTAAAAACCTGTCACAAAACCTGCC  
ACAAAACCTATCACTATTTCAAAAAATCGTCACAAAACCTGTCACAAAAGCTGTAGCTAATAAGATAGTAA  
CAAAAAATGTTTAAAAAAAAGTCGTACATAATCTTGTCACTATTTTAAACATTTTTTTTTGTAGTATTTT  
CTAAATTAGTAAAACCTAGAAAAGTCTTGTAGACATTGAGACATGAATCAGAAGCACTTTGAATATCTA  
CAAGATGTTTGTAGATCAAGAGAATATGTACATATTTTATGGTCTTAGTAGAATTAAACTACATTTCTCT  
TTCTTTGAAAGTTTGCCCGAACTTCATTAATTACATGCTTGAAAAGGACTACAAGAATTAAAAAAGTGT  
TTAATTAGCCAACAAAATTTCTTCTGTTGGACAGCAAACTGTATGTTGGCTTAATACTTTGGACATTCGG  
AGAAATCAACTTTATTGAAAACCTTATACAATTTCAATCTGAATCAAAATTTTGAATTTTCCACCCTC  
TTTCTGATTCAGAATGAGAATTTGGACGTACATCTATTA AAAAGCCTTCAATTTCTATTTTATTTCAA  
AAGCCTTCAAATTAATCATAACATATAGGAGTACAACATATTTTTTAAAAATATCTCACAAAGTTTA  
AGAATTTCTTAATAAATGTGACTTTAATCACTACCACAACATCAAAAAGGAGTACACTACTACTAAAGAA  
TATAAGTGTACCCCTCGTGTTTAGACTTTAATAGTTCTGAGATAAGCATGTCACATGTGAGCTAGC  
TACCAATAGGTCCACATAATTTCCCATTTTAGGTCCTACCATGTTTTTATTCTTTTATTCTTTCAGCT  
CTGTTTTTCAGTAACCTAATCATAGCTAACCTCACTGCAATAGTGCCATCTTAGGGAAGAGAGGGAGAG  
AGGCGGTTAGGTTCATGGAAAGTGTAGATATATGCTTGACCGACTTTAATTTTCGTGAAAATGTTATTGGG  
GTAAAATTTTATCAAATTTATAACTAACGATGTTGTTATATTAAGAAAATTTGTTAAGAAATCGGAACG  
GTCAGTCGGATATAGAAGTTATAATCATAATCTATAATCTATTTTCAATTTATTACTTATTATTTTTGTT  
GGATGTGTGAGTAAAAACAAACACTAAAAATAATTTAATAGAAAAACCTATTAAAAATTTTAAATATATC  
ATCATTTTTCTATATCATTTTTGTAACTTTTTTCCATTTATTTTCAGTAATGTTATTCTTCAAGTTA  
AGAGATTGTGGTACTTACTAGTCTGACATATTAATTTAGACAACCTCATGAATAAATAAATACTCACTT  
CTTCTCAATGTTGTTTTTCAATCGAAAATGACCATTTGAAAAATAAAAAATTTATGTTGGGATAAACGC  
ATCATGCATGTCCTTACGGGATACCAAAAATTTGGGCCAAAACAATTTGAGTCTCGACTTTTGTGCGCA  
TTGGGATCGAGATTTTTTTTTCAGTCAAAAAGAATCGGCTGATCCAAAACACGTATTGAGTTTTACGGGTC  
AAGTCCCAGCCTATTCCACCTGTAGTAACTGATACATTTGTAAAAATAATCATATCTCACTAACTAT  
CACACCCAAGTGTGCAAACTGAAACTATTATTTAAACCAAAAAGAACAATTTCCGTAAGACAACCATGG  
ATCAAACACTAAACTTCTCATCTATAGCCTAACCTTAAATTTAACCACAAACGTTACTAATTACACCT  
CACATATCACCACGACTGCAAAATTAATAATATTAACAAGAAAAATTTAACGTGTGGTATTTTCGATC  
TTAAGCATCTTGGCCTGAATGAGCTTATTTCTATGTAATGTATATCTTAATTAGTGGCTACATCTCG  
ATCTCTATACCAATAGAATTACAATATTTGTTTGGCGTGTCTTTTGGAGCGAAAAATGGCTTTGGCC  
CTATCACTAAAAATACTATAACCATTTGAGGAAACCTTAAATATAAATTTCCATAATTTAAAAATATACTG  
AATTGGAATTTCAACATTGGTTGTTAAACGTCAACACCAACAACCTGTATTCATGTTTTCGCAAGAAGC



CAGTAGGGGACCAAGTTTTTTTTTACATATAATGTTCAATATATATCCATGGATATATTAATTTATGAT  
ATAAAACCTTATAGAACAATTTATAAGTTGAACAACCATCAAAACATTTCCAATGGTTGTCATCTATAC  
ATGGTTTATCATCAGTGCTTAATCTTACGCATGCAAAATATAGGACAAGTGGTACATTCATGAAAATA  
AATTAATAGATTACACGTGACTATTGTTCTGATCGTGTAAGTACTAGAGTAAAGCTAATTTATACCTAAT  
TCAGGAGTTGCTCAGAAGAAGGGATTTCAATCTTATCATACTGTGATTTTGACATAATCACTACAATA  
CCAAAATGAGTAAAACATAAATTGCTAAGTAATTTAAATATTTACTCTAGTTTTGAATAACTGTC  
ATGCATGGTAAATTGGTAATATGATCGTTTTCTGCGACAGATTCCTTGTAAATACCGGAGAAATTACC  
ATTTTCAAGTGGTATATTAGTAGTCATCATAAAACAAAGCTATAGCAGCTAGACTTGAATAAACATACT  
TTTGTCCGATTTAAGTAAACTAGCTATTCCGGTCTGAGTTTTACCTTGTCCGAAAAAAAAAACTAATT  
AGTACACTTTTTGTTAATTTTTGTTTAAATTTCTATAATATAATAGAGAACATTTATCATTTGATGAGTAA  
TTTTCTCAATTTGTAATTTGCAACACTCCGGTCTAAATTTATGTGATCATAATCTGACATGGATCATTGTG  
GGGCTCGTTTLAGTATAAGAAATGTAAGTACTGTAGTTATATATGTACAGAAGTTAAGATTAACATTTT  
GAGAAGTAAGATTAATATTGGGTTTATAAAGTTTTGAAAAGTAAATTTAAATTTTTGGCAAGTAAGAGA  
AGTATATAAATTAGCACTACACGTTTTTACCATATATAACTCAAGTACTCAACTAGAAAAGCAAACCTG  
AGAATAGGTAATTGTGTAGCCTAAAGCTCACATATCTCTCTCTAAATTTATGATACTATTTCCCTCTCT  
TTACCCCGCTTCTTCTTTTTTAAAGAATTGTTTATAATTTCCAGTTAGTGAATATTAGGGTTAGTATCC  
TTTTGTTTTGGTTTATTTTTTATCACCTAATCCAAATTAGGGCAAACACATTTTTTAAAATTTTACCT  
TAAAATATTAGGGCTTCATCAAGAATCGTTTTCTATATCTGGCTCCCTCTCTTTTAAATCACGTGACC  
CAATAAAGAAAGTTTTAATATTCATTAGTTTACTCCATAATATTAGTGTGTTCATTTGTCTTGTCTTT  
TTTTTTTTAAGGTTTTTGTACTTATAAGGTTCACTAGTTTACTCCATAATAAGATTTTAAATATAAAA  
AAAAAGTTTTCTTCTATTTCTTCAATTGTAATATTTTTATTTTTCTCTTACTGCTACTAGCTAACACAAAG  
AGATCCACTTATTGGCAGATGAATTCGAAAATAAAGAAGAAAGAGAGCAAGTTGTTGTTAAAATTTAAC  
TCAAAGATTTGGTGTTTTTAAAAAAAAAATGATAAATTTATGTTGTTATGAATCTATATATATATTTTTAT  
GCTTTCTTGAAATTTCTTTATTTAGGCTATTGCTTCTGTGTTAATAAACTTGAATGTTTTGTCTT  
TTTACGGATTTCCCAAAGAGAGATAATTATGAGTAGAGGAAAGACTGTAATGAAGATAATTGAGAACA  
ACACCTTTTTTGTCAAATCGATCTTACCTTAAATTAGTCTCACAATTTTCTGGGCAATTTCTATACTA  
TATTGTGAAATGTAACCTTTGTGTTAATTTCTCCATCATTTAAACTCTTTATTTGTGGCAGTTTTTCTC  
ATTTTTTATTTACTTATTTAAAACCTTGTTCCTTTTTTCACTACTGGGTAGATCAAAGAGATCAGCAAT  
GGTTAGAGTGTAACAAAACCTGAAGAGGGTTGAGGTTAAAACCTTTTATTAATTAAGTTCTATCCAAAAC  
TTAACTTTTTCATCACAATATTTTTCAAATAAAAGTTTGTGTTTTGCTTTGAGAGGGTAAATTACG  
TTATCCTTTTTTCTTGTATATATGTTTTTATCAGGTAATCAAAGAGACAATCTTGACTAGAG  
GAATAACTAGTAAATATGATTGAGAACATGATCATGAACACATGACTACTTATCAAATTAATTTAGCT  
AAAAAAAAAATAATCGTTTTCTATAACAACAGTACTTTAAAATGCATTTGCTTATGAGTTTTGTAGGG  
TTTTTGAATTTTTTTTTTCTAAGTATTTATTTCTTTCTAGAAAATTTGCTGTGGTCTTTTTATTTTTATT  
TTTCTTTAGCTATTAATTAATGAGTTTTTTTTCTCTTTAGTCATGGGTAGAAGAAAGACAGAGTTG  
AAGAGGATAGAGAACACCACAAGCAGGCAAGTACTTTCTCAAAAAGAAGAAGTGGCCTAATGAAAA  
AACTCACGAGCTTTCAGTTCTTTGCGATGCTCAAATCGGCCATTTGTTTTCTCAACAAAGGGAAGC  
TCTACGAGTATTCGAGTCATCCTATGAGGCTTTTTTTTATTTCCCTTTGTTTTATTTTTCTTTTTT  
TGGCATTCTTATAAGTTTCTTTTTTAATTCCCAAATTCAGTCTTTGTATTTTTGTACTAATCTTTTTG  
TTAGTTTTAGCCCCCAAAAATATTGCTCTTTCTTATATTAGTACGTATCACGATTTCTTAATTTTTTCT  
CCTTAAGTTCTACTTATAAGATTGTATAATCTTCTTTGAAGTTTGAACCTCAAGTCTTTGCTTGCAC  
TTTTTTTTGTGTAATTCACTATTAGACGTACTTTTGATACTTAATCATCAAAATGTCACACATCAATG  
TTTAACTTTCTTAATGTTACTCTTAATTTTTATCTTGATTCTTAATTTTTCTCTTTAGTTCTACTT  
ATAAGATTGTATAATCTTCTTTGAAGTTTGAACCTCAAGTCTTTGCTTGCACCTTTCTTATCATGC  
GTGAAATGGATGTCAATGTCATTTAACCAAGTAATTAATAACGGCACTCATATATGAATTTTTTTTTCC  
ATCTCTTTGAGGTTTTGTTTTCTTAAATAATATTCATTTTTCTTGGGCTCGTTTAAATTTTTTATAGAA  
TCAAAGTAAATATGGCTTTTACAATACAATACTTTTTCTTTTCGCAATGTACCATTTTCTGTTTTATTTT  
GTAAATTTTACATTTAGATATTTTCCAATACGATCATGGGTGTCAAAATATATAAATTTATCAATTTT  
AGTTATTTCCATCCGTCCTCTCACAACTCAAACCATTAGATACTTATTTGACTAACTTGAGTGA  
TTTGACAAATATCTGACTGATCACTCATCACATGCTTAGTAATTTATGACAGTAATTACTTGACCAA  
TTTTTCTGTCAATTTGAAAATATTTTTTAAAGAAAATTAACATGGTGCCTTTTTCATGTTCTTCACTAGTA  
AGTGTAAATAAAGAATTTCCAAATGATCCAGAATAAAGTAATTAATACTCTAAAATATATGAAACCTT  
CACGTGTCACACTGGTTTTCTTAAAATAAGACCGTCACATATATGAAATTTATGAACCAAAGTCTTGCAA

ACGTCTTGAAATATTTGACATTTATGTAATTGAATTTATATATGTCTTTTGTATTCTACAGCATGGG  
GGAAATCATTGAGAAGTATCTGACTGCTACAGGAGATTGTATACCAGTAAATGACAATCGGGTAATTT  
CTCTCAAGTTAAACTAATAATTGTGAACATAGTTGAGTAATTAACCTGAATAAGCAATATCTTTTTTTG  
GTTTAGGCTCTAGTTCCCAAATAACCAAATAGATGCAGGAGCAGATGTGCAGTGAGTTGCTGAAATT  
AAAGAAAGAAACTGATAGTCTTCAACTAAGCCTGCAATGCTACAAAGGCCAAGATTTGGCGTATGTCC  
AATATGACGATCTCGCTCAGCTCGAACATCAACTAGAGTGCTCGCTTAACAAGGTCCGTGCAAGAAAG  
GTACGTATTCCATACTATTGGTTAGATTTTTTCAGTTTATAACCATTTTCGATAACGATTTTATGTCTT  
TCAACGTGTGTTTTTCTATAATTGACAAGGCACCTCCAAACTTGATCTTAAAAAAAAGGCACCTCCA  
AACTTTTAAAAGGTTTAGTTACATCTGTAAGATACTTAAACTTTGTTTTCTTAAATTGATAATTTTGA  
AAAATCAAAACCTTTAAATTTTACATTATGTATATGACTTGGCTAGCTAGGTTTTGTAAAAATAATTCT  
AGGTCCCATTTCTCACAAAAAGGTGAAAATGGAAAGTGTCTGTGTGTACATTATATTTAGGGCTAGAC  
CTAGTGACAACCTAAACGAGCTGTCTAGTTAAGTCGTGATCCCCGAATATAAAGAAAAGAAAATAATGC  
AAAACAACGTATTTTTCCCCCTGAAGCAATGTATGGAATTAGAAACAATTTTTTCTGATGGTTTTATTT  
TGTATTGTGTGAAAGTATTTTGTGACCTTGTGAGAGACTTTATAATTTTTCTATGAAATTTATATTTT  
GGTATAGTATGAATTTTTTCAGACAAAGTTCTAAAAAGTCCAAAAATATTGTGCAGAGTCGACCCTAGGT  
CACCATATACATTAAGTATCGAAGTACCTGAGGTTTAAACATTTTGTGATTTAGTCTCAATTGTTTTCA  
TTTTTTAATCAATTGCACCCATTTTCAATTTAGTCATCAGTTAGGTCGTTTTTATTTATTTTTGGACCATTT  
CGCCTTTCAAAGGTTTTGTTAAACTATGCTAACAATTGAAAATAATTGAATTATCCTATGCTACATGTG  
AAATATTTAGAAAAATCTTTTCATCACCAAATTTCAAACCCAAAAACCTAACACGTAATCTTTGTT  
GTAATTTGAAAATAATTTTCAATTAATATATAATTGTTCCACGTAAACTGTCACATCAGCATGTAA  
GAGTTTGGGGTAGCTATAGCAATACTAAAAATATTTAATTTTACATCAATTGTTATCCAATATTTTCAAT  
TATACGAATAATATCATTATAATCTAGTTATTACCTACCAATAAAGATTCAGAATCATAAATTTAT  
TTATATTATGTACTATATGCATAGGACAGATGCATACATATTCAACACTGTTTCACTAAACATTTACG  
TGAATATGAAAGGAGACTTTTTAAATTGATGTCTTGATAGAAGAAAAAATAGAAGATCATGGAAAGAAG  
ACTTTAATTAATGAGTAATAATTTATCGACAAAAAATAATAATTATTTATTTTTGTAATCTCGACAAAA  
AATAACTATATGGGACTACTTAAGTTGATAAAAGGGTAAACCACGGGCTCGGGTTGTTTTTTTTATAG  
TTGCCCTTGTATTATTAACATAACCCCTAGACATTGTAACAAAACCTTTATATGAAGGGGTTCTTCTTC  
GATATATTTATGCCCTTTTTTCTAATAGTTTTTGTGTTGTCTGGAATTCTGCAGAATCAGCTCTTGCAGC  
AACAGTTGGACAATCTACAAAAAAAGGTAATTTAACAATAAAAACCTTTCATTCAGCAAGTTTGTAACTA  
CAGTTTCAGCCTGAAAACAACCTTCGCCGTCTTTGACAACCTCGACCATCGAGTGTGCTCGTTGATAA  
CTTGTACGACAAATTAGCCATATATCTAACCATGTCCACACAGAGCAATAGTTTTAACACGATATAC  
ATGTGCGAAAAAGTAAGTCTTTTGTGGAATTCACCTCAGTAAATGATACTTATGTGTATACTCTTGA  
ACTTTTTTCATGGTAAACGTAGCATATACACACTCCATCTGTACAACCTTAAAGATAAACACATCTTAGT  
TTAAACATTTTACATAAATTTGTAATGTACCTAGCTTGATTTTTAATTGTAATGTTCTTCTTTTTCT  
TGTACCAGGACAAAATGTTGGAAAAGGAAAATCTGGAGATGTTTCACTGGGTAAGTGAAGTTTTATTT  
AATTATTTTCCAAATTCCTGCATAAATGTGATACTGTTGACGCGTAAGTACCATGTTATATGATAAA  
ACTGACAAACTAAATGGTTTACATAATATCTTGATTATTAAGGTTGAATTTGATTTTGTGCTTATAA  
AGTAATCACTTGAGGAACTAACTAGAGGTTTGGCAACATGGAAAAAAAACACGTTATCAATTTTTT  
TTTGCCTAAAAAGCTGTACAATTATGTTGGGATTATATACACTTAAAGAAATATATAGTACGCAATGT  
CGCATAACGTTTTGCTGCCAAAAAATTTAAATATTTGTAATCAAAATGTGATAGACTTGTTTATGAT  
CAACATTTTGGTTGTTGCTACCCGAGAACTCAGCGAGATATATCTGTCACTGAAAGTCAACTAGATC  
AATCCGAGTATGTAAGGAATAATGTTGGATATCAATCGATCATTACTCCATGCTTATCTTAGGATGGG  
TAAGAAAATACGGAGTACGATTCCATTGCTTTAGAAGATAGGCACTCTGATTATCTTGTAAAGAACTT  
ACTTTTAGTATGACATAATTGGCATGAATTGAATGTAAGAACTAATTTGGAACATTTTATCTTTTTTC  
AATACAAGCCAAGTTTTATGTTCAAACAATGATTTTATTAGCAGGGTTGGTTTTATAAGTCAAAGTCAT  
GTATGCAGCATCTATGTTCTACATTTTTTCAAGGTCATAATAAACAAAAATCAAAACATAGTTTTAATCTG  
GTTAACCAATTGCATCGCAGCTCACAAGTAAACTGAACACTTAAACATGACAGCCGCTGTTACAAAAC  
ATCCCCAAATCTTGGGATACCTAAATATTCCTTTTTTTTAAATATCTTTCTTCTTGCCTTTGTAGCTAA  
TTGTATATATACATTATTTCCGGTATAGTTGGCAGGTAACCAAGTTGAGAACCAGCACCAGCAGGTTAT  
GACTGAGTTGAAGCTAGTTGGAGATCAGCAACAACAAATGTTTATGGACCATTTTCAAGTTCTTCCGGC  
AACAAACAACACTAGTGCAGCCCAATGCTAATACTCACACTGGGTTACTATATCAGTCTCTCCAGCTC  
AACAAACAGTTTCCGCCTTCCAGCCGCTCAGCCTAACCTCCAAGACCCAGTTCTTCCACCCCTTGCCT  
CCTCCAATCGTATGGTATATATGATACATACGTATACGATGCATTTCAAGGGATTGTTTGGTTGCATC

TTTCCCACCTTAGCATTTTTAAAGTATAAATGCATACCTACGAATACGAAGCATTACGGTATAAAACTC  
ACATCCGAATACGAATACGATTTGGTACATTTTTTAGTTGAAAAGGTCGCGACTTTTAAAGACGGATTA  
ACCTTTTTTGCAGACAAGGCCATCTATAAAAAAGTTACAGAGGGTCGAGATTATATGCCCAATGATA  
TTAGATTGGTTATGATAAGCTATTCTTAATATTGTTTGGATATTCCCTTCACTAATTAGTTGATGATT  
TGCAGATCAGTGATTATTTCGCAAGGAACATAGCGATGAAGCTTGCTGGACATTGTTAAATACTGGTGA  
TACTGGAGAGAAATTACTAGTTTTTTAGGTTTTAAAAGTTCTAAAAAGAAAAAGCATATCATATGCAAT  
ACTTTCTTTATATCCATGCTTGGTTTGCCTAGAGATTTGATGGTATAACTTTTATTTGGTGAAGTGTT  
GCCTAACTGCTTACTACTGCCTGAAATATTGATGTTGCTTGATTCAACACTTACGAATTAATAGTGAA  
CTGATGATTTGTTTTCTAGATCTACAGAACTTGCTTGCCTATGTGTTTCTCACGAGATCTTTTGATAA  
AATGTGACATGTTTTGCTGTCTTCTATTCCCTCTAAAAACACTAAATTTTACAATTTTGCAAAAACCA  
ACACAAAACCTCGTTTTAATGTTGTGCATTAAAGAGCACATACAAAAATAGAATAAAAAATCGATGCAT  
TTTACAGTTTTTAAGTTCCAACAACAAGCCCCGGTTACAGGGGTGTGCAAAATAACTTGTTCGGCA  
TTAAACATATGCTGCTGCGAATATCACTCCCCGGAAGTACGCTAGCAACTATACTAAACAGAACT  
GTCCAACCTTGTATCGTATACTACAAAAGTACTAAAAGCTTAGACAGTGTACAGTATGGACTCTCA  
GATTGTGTTTCAATTCTATTTCGCCATTGGCCTTTTGCAGTCTGCCTTTGCCAATAAAATAAATTTACTC  
GGAGAAAATTGCAGGCAGGATTTGACCTATCTTATACTTCCACTCTTCGGTTTTGTGTAGCTTCATGAA  
ATAGCAAGCACGCAATTTTGAACCTGGAATTGTAAAAAAAATGTAGCCAAGCTATTGAAGTTTTAAGA  
ACTGATAAAGGAACCTCATAATCGATTAATTAATAACCTCTTTAAAAATGATAATTTGATTGGGTCTCA  
ACTTGGGCTAATGAGCTAAATTTCTATAGTAGATCATTTTAAAACTTTCTAAATTAATAAAATTTCTCT  
GTCTCAATGCTTTTTAATTTACAGAGGCTTTACCATAGTTTCCAATTTGTTTTTTAAGAAGCGTAGGCT  
TTTTGAGTATTTTACAGCAATTAATTTCTTTTTCTGCCTAAACGAGTAAAAAAGGGTGTTTTTAGCTTTGA  
AGTGAGCTTTTTCAAAACAGAAGTCAAATTTATATCATGTGCTTTTTCCATTTTTCGGTTCAGGAACCAAT  
TATTGAAGCCCATCAAAAAGAACCTCGTAAGGGAAAATAGAAAATATAATACAAACCAAGACTATGTTAT  
GTCAATACACACTGAATGTTGGATAAATAGAATACAAACCAAGGCTATGTCGATCAATACACACTCG  
ATGTTGGATACTTAACAAACTTTAATACTCCCCCTCACTTGTAACCAACTAAACACCCACTAAGTGG  
ATAAAAACAAGTGATGGAATAAAACATATACAAATAAGAAAAGCAACAATAACATGCTTTTCATACCAT  
ATTATGGCCCATCTAATTTCCCTTTAAATTTGGCGTTATAAAACCACAGTTAGATCAATTCACAAGCAATA  
TAGAGATCCATCAACAAACTCTAGGTGCCAACAATAATATATTGAACCTTAACTCTTTTTCTGCCTAGA  
AAAATAAATATGAAACTAAATTTGCAAAGTCAATTCAAAAGTGGAAGTATAGAAAAGAAAAGATGAAGGG  
GCACCTTAGTCGGCATCACCAAGTCCATCACTTCCATCGCCTCTCTTGATATAGGTGTGAAATTTGGA  
CTTTGGTTTTCTTTTTTGGACGAAGCCATTTTCAGCGTTTTTCCGTAAGACAGCTCCAGGGGATGGGTAAG  
GCCGCTGCTGAAATAGAGGACCCTGAATTTTCATAGATAATATGAAATTAGATTCACACATACGGCGAT  
TTCAACAAAACCCAGACACAAATAAGTAAATTAATATTTCTTTAAGCATAAAACATAAAATTTACAGTAC  
ATTGTGAAGGCCCGGCGAGTGACTTAAACAGTGAAATAGTGTACTAAAATTCATTTAATAGTGTACTAAA  
TTAGAAGTACTGAAATTAACAACGCCAATGTCTGTATTGATTAATGTTAATTTGAACGTTTTAAGAAAAA  
TCCCAAAGAGGAAAATGTGCCTTTAACCCGGCTAATTTACACCCAAAACAATCTAGTGAATGACTGA  
ATGGAATGAAAGAGGAGACAAGAATAGTAGTTTCATGAAAGAAAAGAAATGTAATCCGTAGAACGATGTT  
CAATGCGTAACAACTCTTTATTTTAAAGTTTCTATAATGTTCAATGCATATAGAACATGAGTGCTACA  
AGTCAATTAGACACTGGTGATCTCATTTATACACCATATGGGTAAAACAAAAGATTCCCACCTGTTTTCTT  
TTTTCAAAATGCATACCATGGACAAAAGGGGGCAGGCAAAAAGCACATGTCAAAAATATCAACTCTTTG  
CTTTTAATAAGCAATCACAGTATCGTGAATATAAATAGGACAACCTGTCAGACGGCTATGGGTACAAAA  
CAGTTAAATACATTTACAAAATCTTGTAATCTAGGTGAGGATGCAGCAGCTGTATACAGGTTACCA  
GGACTCTGGAATTCATATATATATATAAAGGCTGGTGAATAAGTGTAGAAACATTTACAGCATTTT  
AGTCCAGCCCAAACCTTCTATGCAGTTATTAACCCCTCACCACACCTATACTTCAAGCAACATTAATAT  
ATGTTTTGAATTATACTATCATGCGTAGAAGGGCAAGTAGGTCTAACTCATGAAGCTTAACAGGTATC  
TCTCTTTTTCTGAAGAAAATATAATTAAGTATTACCGTAGCAGTGGTATCAGCTGCTCGTGGCTGTA  
CTCCTTTCAAGCCTACAACCTGTAAAATTAACAAAATGTACAAAATCACTAGGCAACCAACTTGAATA  
CTTGACCAGGAATAGGACCATAATTTCTTAAATCATGAAAGAGAGAGAAAAGATGCAGGGAGAGAGTTT  
CTACTTCTACTAAGTAAAAAAAAGAAAATGAAAATGTTGCATACCAGCCACCACGAGGGGCATCAGAAT  
AAGCACTTGATCCATCGGGTCTAATTCATCCTCATCAGCATTTGGAACGTTTTCTGCTGTCTTTTTTTA  
ATGCCTTTCCCAATAGGAGGTTTTGTGTTGGACCTGGATAACCAAAATAACAGTAAGTAACATGCAGTG  
TTAGCAAAAATAAATTCGTTTTATTTTCTCCACCAACTTCTTCTAACATCAAGGCTCTTAAACCCGGATA  
TACCAAAGAAAATACAAAGAAAACCTGGCTTAAGTCGGGTCTCTTTTTGTTTCTTTTAAAGTCTACACCA

TTTCTTGGGGGGGGGGCAGAAAAAATTGCTACAAGAAAAATACACTGGGGGACATAAATGCTGTAGC  
TACTTTTTCTTGGTTAGTACTGTATATGTCAAAGGCTCTTTTGGGTAAGTATATTTTGTAGCAGCTTTT  
TTGCATATTCGGATTTACAAAAGATATTACTTTAAAAGTTGTTGTATCCCCGAATTGTGTCTTAAATT  
TTTAAATTATTCTGTATTGCCATATTTCGCATCATATTGGATGCAATACCCATGTGTACTCATGTTCCA  
TAGCTCATAAACTAAACAAAACCCCTTATATACCAAAAAAGATTTCGGCCTTATTTAAAGGAATTTGACAAG  
ATTTTAATTTTAGGAAAGGTGAATACCTCGGTTTTGCAAACATATTCCTCGAATTTCCGCCAGAATTT  
ATAGAATTGATAGTCTGCAGATGGTTCCTCATGGTGGCTGGTAAAAACTGGATTTCCGGTAGATTGAG  
AACACTACAATGGAATAACGTCTGTTAACATTAATAATCAAATATGTTCCATCAAATGACAACACTACA  
ATTGTTGTCTCAAAGTCGTAATGGGGGTTAATCAGTTTTTAACCCTACATTATGACATTTTTGCCAGT  
TTTGTGACCTTAATTCTAATCATTAACATATAGAGCTTGGTGTACTAATCATTTAAAAGCGTATATATAT  
ATATATATATAATATGTATTCTCCGAACCTTAAGAAAAGATTGACAAAACCGTGTACAATGAATACAGTA  
GCTCCAAGACTGTACAAGGCCTACTCCCCAACCCACAGCCTAAGCATTTATTTAGCATGAGAGATT  
GCATATCTATACTATCATTGCTGCGGGTTCAACGCGTTGTGTGTAGTTGACTGTGATTTACTAGGA  
TGTTCCCATGTTGATAACTGAGTCTTTGTGTTGTAGTAATACTTTTGACCTGAAAACCGACAAATATA  
GTAAATTAAGATGATTAGAGGATAACATAAAGGAAAAGAAAAATAAATGCAACTAAATCAACACACGTCC  
TTCACATACTATAAAAAAGTTGAAAAATAGATGCATTTCTTTCCCGCTGCTCAAAGTTATGGTTATGTA  
CACTAACGTATCACCGGTTTTGTAGACCAACCAAGAAACCTACAAAAACTAGCAACTATTACACTAAT  
GTTACATTCTCTGCAATTTACTAGACTTAGTGTACCAAATAGAAAAAAACAACCGTAGGATGGGATTC  
TAGTTAATTAAGACAAAGAATTACACTTTAATCATGTTTTTCGCTTTCGTACACTATTCTTTTCGTATA  
CTTGTTAATTAAGAGTCCGAGGATACCTTAGTGTAAACTATTATAATTATANNNNNNNNNNNNNNNNN  
NNNCACACACAAAAAAGATAAACATATGTTTAGTTATTTGGGTATTTCAAACCTGCAAGGTTTGCAAGTG  
CAGTCTCCATGAGGGAGGTGACAGAGATACGCTGATAGGTAATATCGATCGGACAAGAGTTAGAAAAGC  
TTTACTAAGCATGCATACTTCTCACCATTTTTCTATTATGTAATAAAAAACTAGAAAACACACTATACA  
TAAAGCAAACCTGATGTTTCATCCAATACCTCCACCCAATCCTCTGGGAGTTGCAAACCGATGAAGC  
CTTTGGAGAAGAGGAAATCTCAACCGGGCGTTCCCATGACTTTTTCCAGAGCTTTGGTGATAATAAT  
ATGTCACACCCTTGCAGGATCATTTGCCTCCACCTATGAAGGAATACAAAAGAAATGAAGATAACAA  
AACGAAAAGAGAAGAGCGAAAAACTACAAGACATGGTAAAGGACCGATGTAGAAAATAAATTAATTTCAA  
CTTATTGGGAAAAAAGACAGAAAACAAACCTAGTCACATGTCTACTGTTCTCAATCTTTTCCATTGACA  
AGGAACAGTAAGTTGAGCTACAAAACCAAACCTCGAGAAGCAAAGTTCTAGTCAGACTATTTCAGGAAAC  
TTTTTTCAGACCATTGTGATAAATACACAAAGCAGCAATACCTTGTAACAATCCAACCTGGATTACAATA  
CAAAAAGCTGTTTTCAAATACTATCGATCACAGTAACCAAATTTGCTCCTAATCTATTTTCGTAAATGT  
AACCATCAAGATTCACCTAAGGTGGAAAATATAAAAATAAGCTGACACAAATCATATAACATCTTGTAT  
TTGAGCTTCCGCTCCCAAAGATGACTTGGTAGTTAAGCATTTAAAAGATGTAAAAATGAAGTCTTAT  
ATTGGAGGGAGCTCATGCAAAAAGCAAATTTGATTGTAAAACCATTTGCAATTTAGTTACTGCTAGAAA  
ACCAGTCAGAGAAGTAATTTTTTTTATATATGTAAATGACATTTAAATGGATCAGACAACGAGTTGAATA  
CAAGATAAATCCATTTGTCAAGATACACTCCACTACTCTAGTATAAATATTTACATCATTCAAATTTCAA  
AGTCCAAAACCTTTCCATTTACTTCCAAATGATACAAAGCTTTACAATCCTTCCAGGTAATGCTAGACG  
GAACAGCTCTTAATCAGCCCCAGGTTCTAATGAATTTTCATGATCCTAAAAACCATTTACAGTAACCA  
GTAACGTGTGCTCCAAAAGATATTGATTATCTCTCGAAATCTAGCAAAAAGTAAGAAATGAACAGGGAATG  
ATATCTTTAACCACAAAAGTTATCGCACATAAAAATAACCTTTTTCAACTAGTTTCAAATCCTCTCCT  
TAAAATAACAAAAGCATGACATGGTAAATAGTGCACATGAAAGGTAGGAGATTTTTAAGTCCGCCAAA  
CAGACAGAAGGTAATAGCCTTTTTAAGGGAGTGTGTGGATGCACTGTCAAAGTGACATTTGAGGCCAA  
AAGTGCTTTTTCTAAAAGTTTTTTTTTACCTTTGGTGAGCTTTTATCTTCACATATTTTTGAAAAGTTG  
GACCTCTAAAGTCCATTTTGAAAAATCAGGGTTAAGGTGGTTTTACAAAAGTTCTTTTCGTAACGTACG  
AACTGCCATTTACTTTTTCTTTTTTCAGTTATCTCCGTTTTCAATACAAGTGAATTTATTTTCGATAAAAA  
GCAACTCGTTTTCAATAAAAAGCCACTTATTCTCAAGAAAAGTTGACATTTTTCTGGAAAGACTTTCCATTA  
TGTTGGATCATACTAAAAAGATGTTTTATTTGTAATTTGAAAAGTTTTAACTTTTTTTAGTATACTAACTA  
TAAGTCAAATCTCACTTGTCTACCAAATACTCCGCAAAAACCGATGGACAGCAAAAAGCACTTATACACC  
TCACATTAATTTTCAATTTGGTAAAGTGTTTTTCTAAAAGTTACTTTTCGTAACGTACAAAACGCCATTT  
TCAGAAGCAATTTGTCCCCAACACCCCTGAATCAAGAGGCAGGGTGTCTACATTCACAATGTTCC  
TGTTAGTCCAAAGCTTAAAACAGTCTTTTACAAAAGAGACAAAAACATAAATGTAAGTCAACTTACCCA  
TCCTGGAGGCAACTTCCCAGGTGCTACAGTTTCTCTGGATGAGATCTCCGATTTCTGAAACATATTTA  
TTCCAAAGAACGTTATCCGCAAGAAAAGTAGAAGGTTTGATCAGTACGTCAACTTACTGCCTAATCAGT

AAGAAGAATACTCATAGAAAAATTACGGCACCAGAAGAAATTGAGAGTTGACGGTTCGGAATGTAAAT  
TTTTAAAGTGTGAAAACCTTTGAACTATAATACATAACTATAAAAAGAAATAGATAGTTATATAAAACGT  
GGGAAAACCACCTTTCAATTTAGAAAATAGCATGTAAGGATATGGAAAAGAAACAATTGTAAAAAGAAA  
AGATACGTGCTTTATCAATAATCGCAGAGCTATGTTGGACTTGACTAGCTTTGAGAACACCCCGTGCT  
CTCAACTTTTGTTCAGATACTCGGGTAAATCTTTGGTTCGAATTATTCCCTGACTCTGATTCTTGATT  
ATCGGTTGGTACTTCCTGGTTTCCTTTATCCTCAACACCTCCAGATTTATCTGAAAATCACATTAAT  
GAGATGTCCACAATGTAAATTACTGTGAGAACTGCTTATATCATTTTCATAGACTCACTTGGCATAA  
GAGGGTATGGTCTTGACCATTATAAGCACCTCCACCCGGTACACCATACCCATTGCCAATCTCAACA  
TTTTCTGCAATGGTTAAGACATGGCCAAATATTTATATCAATATCAGTAACTCAAGGATTTTCCTTT  
TCATTTAAGGTTCAAAGGTTAAAAATTAAAAAAAAAAATGAAGACCAAACCTGCAGGAAAACCTTAATC  
AGTGTATCAGATGATGCTTATGTTTTCTACTTCAATGAAAATAAGACATCTAATCAACTCATGTCTTC  
TTACTTCTCAGTACTAATCATCTATTCATCCCCAGCTACCGCAAAAGGAGAAGTCATTAAGAAAAAA  
TATACCATGTTTCTTGACATAACCAGCAGATTGTATGGTCATACTCGTAACATGTAAGGGTTCAATTGA  
ACAAGCTCTCCTTTTCCAATCTACCTAAATTTCTTTTCTTCTTCTTTTCATAAAAAAAAAATGGATTG  
TGATGAAGCTCCATATCAAAATGCCTCTTTTATTACATTATCTTGGTGCAGAAAAGCAACATTTGCAAC  
CAATAAATTTCTTTAAGTTGTGAAAGGTGAGTAAAGGACACTCTTATGAGTTGTTCAAAGAATAACTAA  
TGAGTTCTTTTAAATTTGTCAAATAGTACATTGTAACACTCTGAACCTCCATTTTTTTAGTGCCTTTAGCA  
GAACCTTACATAAAGCTATTTAAAAGGAAGGGGAATTTTGATTGCTAAGTGCTAACCATACCGAGTGAAA  
TACGAAATAGAAGACATACTAGATTAAGGACTCGTGAAATCAAAGCAAAAGAAAAGAACTGAAAACCT  
AACCTTCCACAGCCACAACAGACTTTCCACGCTTATGGGCCATCTCAGCACGGTGGTTCATGGTCATT  
TTCAATAGATGCTCCTAAATAAGATTACAGAAAATCAAAACAACTTTACAGAACAAAACTATGTAAT  
CATAACTATTGGCTGCTCAACAAAAGACGTAGACATTAATACCTTTTATAGCATTAGGATCATGGTGTTC  
TGCAAAAACATCTCCACCATCAGCAGATGGACCATTTCCACCTGTTACATACCTGGTTATTTAGAAAT  
ATACACAAATTAACCCTCAGCTCTTGGATTATTTTATTCCGAAAATCAAGCAGATATCAGTACTACA  
AGAAATTTGTACAAATGAACCTTTGACTTTCTATTATTTTCTGGGTGGCAACTTCCTGACAATTAGATA  
AAAAAGTCAAATTAATAAAAATAATACAAAAGCATATGAAGAACTCAGTAACAAACGGAACGTATGG  
ACAAATCGCTTTAATATACATACTTGTTCATGAAAAACGGCACCTTGTACTGCAAAATTCATTTCTGC  
ATCAGTTCTCAAATGCACTGTACTAGAACCCCTGAGGAGATATTATACTTGTATTTGGTTAAAAATAA  
GCCAAAATTTGAAAAGTCAATGACGTTAATAAATTTAATACCACATACTTGAAAACCTGGTTGTTTAGT  
AAACAATAAATTAATTAGGATAACGAACCTTGATGTGTATTTGGTTGATCATTTCTTGTCTGAAAGG  
TTGAGATTTAGGAATAGCATCTTGTACGGAATCATTATTGAAAAGTTATTCGGGATTTGGGTATGACA  
TTTGAGGATTATGTGGCATATTATTGTATTGAAAGGGTGGCCTGAAATGGGGGTAGAAAATTACCTTG  
AAAGGTGAAGCAGGGAACGGTTGGTTTTGGGAAACGTTAGGGTTATAAAAAACTTGAGAGTTTTGAAA  
TGGATGTTGAGGATTTTGAAGATTATAGGGCACTGATGAACTTGGAAGGGACTGGACTCCTGGAGGGG  
CTGGCTGACCGTAATTTGTGATCCATGAGCTGTTAATTATATAAATTTATGTTAAACCACAACAGGTCAA  
AAGAAAATGACTGGCAACACGAGAATATAAAAAGATAATCAACTTTTTTCTAAGGGAAAACACTCAGTA  
TTGCATATCACATTTTAACTGACATAACAACCTACTAAAGATACACAACCTTGGATCGTCAACCTTT  
AATATGTCCCTTTAAGGTACCATTATTTACATTGGCTTACATTACAAATTTGTTATGACGTTGAAAAA  
TGCTTATAACTTTTGGAGTCAATTACAAAAATTTATGATTATCGACATACTACAATCGTAATGACAATT  
ATTAATTTAATATATAGTAGAAGACTAAACGTTTGTCTCTATTTTTTGTTTAAAAATCTAACTATTATG  
AGACCCTCTTTAAGAGTAATTGTTTCATGAATCTTTAAAAAAAATGTTAAGCACTGCAAAAAAGTATAA  
CCATAATCTTGAATGTAAACTTGTTCAACTTTTTTTTTGGAATAAAATGTATGGACTAGTCATGGGGT  
AAGGGGTATGAAGATTGCAATTCAGATAATATTTATGAAAAAGAGAGAACTGAAACTTGAAAAAAG  
AACAAAGTGAAGAATGGCTATTATAAGGAAATATTTTCTTTCGTACAAGTGATGTCTATTACAAAATT  
AGACAAAAAGTACACACTACATAATTTCTAGTACGCTGATTAACAATCTCAAAACATAATAAATAA  
ATTAATAAATTTGCCATATAACCCTTTTTGCTAATACATAACCTAGACGAATACATATGCTTGTATACC  
AACCTAACAAATACATAACCCGCATTAATAAATGGAATAATCTGTATAATGTAAAACCTACTTGGTAAAC  
TAGAACTGATTTGAAATAGAGTACGACTACTATGGCTTTTTTGAAAATAAGTCTGCAAACCTGTACCT  
ACGGTAATTATCCCATGTTCTAAACAATGTACTTGGGCACCTGAAAACCTAGTACTGACATTTTATTCC  
AACTACTTGTATCATCTATCTTAGTACAAAGCCAGGATTGAATATCAAAGGTGTAGTCTCTTCAATGG  
ATATTTTATTACAGTTGACACTGTATGCTTCTGAGAAAGTTAGACATATATTTCCGGTTTCTAGGATT  
TTTCATATACTACATCTTCAAGGTCTTCATAGGGACGTCCGTTTATATTCCTTACATAATCCAAGGTT  
GCAAAATATATCACTAATCATACTGGAAAAGGTGGAACTCAATTATCATAATCTCACAAACAACCTGC

TCCATAAGAACGCTTCTTATACAGAGTCTCTTCTAAAAGAATCTTGTAGGAACTACTTTTTAAAAAAA  
CTGTGTGTTTTGAATGAAAACCTTTTAACTTTTACTCATAACTAACCTTCTTCATAGGTATGCATATT  
TAAAGCCATAAGTTACAAACCTCTCTCGTTTTCATAGAGAACGCTTTTTGTGTTGTGTACATTTAACCT  
CAGCTAATATTCTCTCTTTCTTCCAAATTGCAGCGCATTTTTATCCGTTTAGCTAAAACTGGAAAAAA  
TTGGCTTCCAAATTTCTCAATTGTTTTTTCTTTCTTATTAGTCTTAAGTTGGATGAATCCAATTTTTT  
CCATTCTTAGATAAATCTGCTTAGGCTCAAAAGCTGCAGCAGATAACCATCCAATATAACAATTACTT  
ATTGATAAGCAAAAGGTAATACACATATTCAAACCCCTCGTTAAGGTGCATATTGTCTTTAAAAAACCT  
TGTGTTCCCTCTAACTAGAAAAATCAAACCTTTTTGAATGGAAAGCCATAAGTCAAAATTTTCAAAGTCC  
AAATACCATAACATGTAACATAAGAAAAATATGGTGCAACCAAAACAACGCCTTAATGAAGTTAAATTC  
ACCTAAACAGACCCTAACTTAAATTTATCAAGAAAAAAGTTACCATCTTTTTGAACAAAAGAAGACCAA  
CCCACAGTAAAAAATAAAAAAATAAAAAAATAAAAAAATAAAAAAATAAAAAAATAAAAAAATAAAAAA  
ATAGCCTACTAAGGGCTCGTTTTGGTTGAAGCTTTTAAAGCTAAAAAGATGGAATCTTTTTTAAACATATA  
GAAAAAGCTACTTTCTAAGCTGTATATGACAACATTGTGGCAAACAAAGTAAGTAAACGTGCTTGTTA  
AATAAATATAAAATAGTAAAAATAAATGAGATAAGATGTGATCAACAGTTAATTGAGAGCTAAACCCG  
TAATTGGATAGTAACCTAGCTTGGACTTTTTAAATAAAAAATTAATTAATAACTAATTGTAAAAATCTT  
AATGGAGATGTAGATAGAGAGTGGAGATAGAAAAGAAGCACGCACCTTAATAGAGAGAGATTAGAGAGA  
GAGAGAGAGAGATAACTGGACAATGATACTCTTTTAGAGAGAGTTCGGAGAGAGATATTAGGGGTTAA  
TTGCAAAAATCTACATATTTGAGGGGGTTAGTTGCTAAATATACATATTGTGGGGTTATTTGCAAAA  
TATGCATATTTGAGGGGGTCAATTGCAACTTCCATATAGCCGATTGGAGTTAACACAACCTTATGGGGT  
AAATTGCAAAAGAATCAAAGCGTGTGGGGGATTTTTACAAATCACCTATACTTCAAGGAGTCATTTG  
CAATTAATGAGATANNN  
NN  
NNNNNNNNNNNATATTGTTTTTAAGATTAACAACAACCAACTATTTAAAAAAAAGGAAGAAAATCCTGTCT  
GAATACGTAAATGATATAAAAGAGCAAAACAAACCAAAACAAAACCTAAACGGGAGGCTAGCCGCCAAC  
AATCTTGGGGTTTTAACCTCAAAACACAATTTCTTCTGTTAGTCAAGTCTCCACACGGATTACTC  
GAAATTTCTTGCACCTTTCCACCTCAATTCCACAACCCACGTCAATGTCTGCAAAGTCTTCGTCAAG  
AGGTAAAAACTTGTTTTTAAGAACCAAATTACCAACTGATACTTGTCCGGAAGAAACCGAACAAAGTCA  
TATCCCGATTAGAGATTACACATTGGCGACGGTCATGAGAAGCCACGGGTCTGAGCCTAGAATCCAGC  
GTGGGTGTAAAGCCTTTTATCGAGGAGGAATATACTACTTTTCTCACTTATTTAGTAAAACTCTTAC  
CTTTTATACTTCATTTCTGTCTAGTATTCTTTTTTTTTTCTCAATCTTTAAGAAAAAAGCAACTAT  
GTTATGGTTTTTTTTTAAGGTTTAGTTTATTAGATAATTGTTAGAGTTACTCTCCACTTATGGACTAT  
CCTCATCTATAAAGCATAACTTTATTACTATACATCTTAAAAATTTCTCCAAGAAGATAATTATTTT  
TCCATTTGGTTGATTACCTCTCTAATATTTATATTTAACAAACCTGGAAACATACTCGAAGGCCA  
GCAATAATATATTTTTGATAGAATACATAAAGCTAATAATTTTAAAGAGAATAAAATTCGATTTTGAAA  
GTATGCAGCTAGACTACTTTTTTATAACTATATTTCCATTTATGATAGCATACAAGTAAATAATTTTA  
ACACAATACATAACCTGGTGGTATGGACTTTGATAGAAAACAAAACCAACAAAATTAACACCATATAT  
AATCTAATGATATGGATTTTTTTTTTAACCGTATAGGTACGCTACTATAATATATTTTGGAGAACTAT  
AATATATTTTTTAGAATAAATTAATTTAATAGATATTTACTTGAAGGCTAATTAATAAATAATTTACTC  
AAGAAGCAAAAATGTAGTTATGAGAAATTTCTAAGAGGATGGAAAAACCCCTTGTCTAAGGACAACCTC  
CCTTACTCTATAACAGATAAGGTGAACAGATAAGGTGGAAGGGAGGTTGTCTTTAGGAAGTCTGGG  
CGTCATATTCTATCACTTGTGAGGCATTTTGTTCGGAGGGATTATGTTAATAATAACATAATCATATTG  
GCGAATCGTTCGCAAGCATTGGTACAACGATTTGATGGGCATGAACATGAATTTAATTCGAGAGAG  
AGGCGACACTCTTTGGCTAGGCCGCCGTAATCATGGTCTACTTTTGCCTCATCTGGGCAAGGTCAACC  
TACTGATGGGCAGCCAGGTCCACCCGCTGATGGGCAGGAAGGTCTATCCGCTGATGGGCAAGCAGGGC  
TCGTTGATTTGGAGCTTCGTCTAGGTGGAAGCTTTATGTGTGTGTTGTTGTTATGTTTGTAAAAAC  
TGTGTTACGGACCGATGGATGTATTTTGTACGTTTGTCAAAAACTGTGTTATGGACCAAAAAAAG  
TATCTGAGCACTTCTCAACCTTTACTTCTATCTTTAACTTCGGTTTTTAAACCAAGGATACATTTGGGATT  
TATTATACTCCATATTGTAATATCTCCGCTCAAGTTGTAGAAAATTTCAACTGTATGAACAGAAGTG  
GAAATTTCTCTCTCTCCGGACTTAATTCACATATGGATCCAAAATGAAAAGAAATTAATAAATAACATT  
GCAAAAGTTCGTACACAAGATTTTTTATGAAATATTTCAATTCATTAACATCCCTAACCAAAAATGAGTCA  
CAAAGTTTACGTATGATGAACACACTCGCCAATACATAAGATATATAATTTATCTCAAAAATAAAATTA  
AAAAACACTAGTACGCTGCACACACTCGCCAGTATTTTTTTTCCGATCTCCAATAAGCATGAGACGACG  
ATACAGTAAAAATCGGTGGCCATTGATATTTTTTTTTGTTGACCATGATGGACATTATGTGGGCACTCAA

CGGGACAACGTATTGGACATTTCAAGAGAGAGATATGGAGAGATATGTGTGATAAGTTCAGGTTGTAA  
ATATTTGTCTTTCATGACAACCTGAATACTAATGTTTTAAATGAGGAAAAAATCTAGCTCGTTGTTT  
ATATTTATACAATCGAGTTTCTAACCAATTGAAAGGATATCCGTACACAAAATAATCCTTTGTAGTATA  
CCGTACACAAAATAATCTTTTGTAGTAGGAGTATATGGTAATAAAGACCAACCTATCTTTACTAATGAT  
TGCTAAAATATTTTTTTATAATTTATTAATTGTCTGATCCTGGCCGAATCTAGTTATAGATTTTGTAA  
GATTTTGTCTTTTCGGTGCATCCGCGTCGTGTCTTATCTAAACATGTATCCATATATCACAGGTCCTA  
CGCTTCACTGTATTTTTTTTATTTTCATTTTTGAAAAGTACAATAAGTGTATATTGAGACAAAACCTCGA  
AGCAAATGCCCCGAAGGCTACAAGAAAGGCACTCTAGAGTTGGCTCCGCTTACAAAAAAGATGGCCT  
AACTTCCAAGAAACACAAATATATCTATTTCTACAATTGTTTTTACACATTTAAATCTACTCAAACCT  
ATTACTAACCAATCTTCGATTTCTCCAAACACTTTCCGGGAGAAGATGTAATACTCCTATAAAATCCT  
CATATTGCTTTTCGCGCCATAAACAATAGACAGTGGACGCAGAAAAGAAATATAATAAGCGAACCGGATA  
CCTCTTCGCTATGTGAAAATTTTCACTCAAAATCAATTAATTAAGTAATATTGGAACTTTTAGAACTA  
ACTGTTGTGATTATAGACCGTTTTGAGTAGTCGTATTTAACCGACAACCTGCTAGTTGTAATTTTCGGC  
AGTTAACTCCCACAAAACCTCTAAACGGTTGCTGAAGTTGGTCGGTAATGATGCGTTTTCTGGTAGTG  
ATCGATCTTCCGTCACATCTGTTTTTGTGTTTTGTGTTTTGTACCTTTTATAAAAAAGTTGCAGTTCTGGG  
GAGAACAAAAGTTTTCACTATGAATTTTTGGTATATAAGTAGGTTTTAAAAAGTTTTATGAACTGGTAA  
AATTTCTTTTATATTTCCGTACTTGCACATTTAAAAAAGGATGTAAATTTATAGGTTCAATT  
GAAAGTACAATTTTTTAATAGGAATTGATTTTGTATATATATTTAAGGGGAAATGTATATGTTTCT  
TTATTCGCATTAGTATACAATACTTTCCATTTCTCATAATACAATCAAGCCAGCGGCAAAATCAGCAA  
TGGTATATGGGGGTGTCAAAATTTAAAATATAAATATGATGAGTGATAAATTTATCGTTTTGTGTGTAA  
CATATTAGGTCACATATATATGTATATAGATATATGGAGAGAATATAGAGAGACAACAACATGTTATT  
TATTAATCAAAATGTATCAATACAAGTGCATTCTAACCTTATTTATATAAAAACATGTTAGGTTATAT  
AAGATAGAAAGACCAACTTAGACTCACTATGAGTAAGACCCAATAGTCCAATATTTATCCTACAACACT  
CCCCCTTTGTACGTCTTGAATTTCTCGTCTTCATGCAATCGATCTGAATCGAATTCATTTCGCAGTGCT  
AAACACATAAAAACCTTAGGGACAGAAAACCTCAATGTGGACAAAACCGGTACCTATGAGAAATTTGTG  
TAGCCAAATGATATAGGCCGAAATTTCCATGTAATTAACCTAACCAAAAACAGTGTGCCTCATCAAAAC  
CTTGCCAGAGCAAAACCAATGGAAAAATCTCTGATCGAAGGAAAAAAGAGTGTAAACAATGGTAGTAGTA  
AGGATCAACCACAAAACAGGTGCCTCATCAAAAACCTTACTAGAGTAAACTCAGTGGGAAAAAATCTCT  
AGTCGAAGGACAAAAGAGTACACAGTGGTAAGAAAATATACAACAGGATACTCCCCCTAATTTTCGGCAA  
TCTTAAATGAGATATGATGAGAACGTGTCTCGCTAAAAATCTTACCAAGGAAAAATCCAGTGGGAAAAA  
ACCTTGGTCTAAGGACAAAAGAGTAAACGAGGATGCGACTGGATGCTCCCCCTCACTTGCACGCGAC  
ATGGTGCAGGATTTGACTAAGTAGTAATTAGTGCAATAAGCATTCACCTGGATGCTTCCCCCTCACT  
TGCACACGACTGGTGCAATGATTTTCATATTCGAATAAAGAGTACGAGCATTCGACTGGATGCCCTCATT  
TACTTTTACACGACTGTATAACAAGAAAATATAACGTGCAATAAAAATGAGCATTCGACAGGATGCTCTT  
AAACTTCATATGTGAAGATTTATTTTCGGCAAGAAAATGTTAAATAACATAATCTAGTTATGTCTATCTT  
GATCGATAACAACAAGTTGTCTCAATAAAGACAAGTGTTTTATCTGGATCATGAGACAGAGCATATA  
ATTCAAATATGACTAATAATAACTTGAAGCCATATACACTCTCTAGTCGTCTCATAGAGCACTAGTAG  
ATCAGAGTGATTCATTTGGAGTCATTCCAAAACCTCCAAGATATCCTCTTATTCCTAATGGTAAAGAC  
AGGCCATATTAGGAATATCTCTTATGCGGGTCTGATAAGTAACCGGCATCGCTATAACCGAAAAAGGG  
TTACCTTAATTCGAGTACCGAATGGGGTTGGTACACTCGATGACGCAAAAATGAGATAAGACAAGCCCT  
CATCCATAGTTACCTTAAGTTAATGGGAAAATGTCTTTTATGCCATTTTCGATAGCAGCGTGTAGCGC  
GATGCTGTGTGCGACTATACCATTACAGCATAACGAGATGTTTCGTCTAGTACATTAGACCAAGTATA  
ATAATGCGCTTATTGTACTTGGATATGAACATGATAGTTCAATATCTCTTTATCGTCTGATCAGGGAT  
GGATCGGGTCTATATCAATGTCTAGTGATCGAACGATCATGGGAGAATCTGACGACTTAGAGTCATGA  
TGACTAAAACGTCATAACACCTTCTGGGTGTAGTCTGAATCATGGACTTAGATTCAATCTTTACGGGA  
ATCGATCATCAGGCCAAGTCACTACCGTGTCTTCCATAATATCCTTCATCTCGAAGGCAAAATCCAAAA  
CGGATTGCGTAATAAAAACACGCAAGGGCATAAAAACGTGTCTCTACGTATCCCAAGCCGATCAAGTAAT  
CACTTAAGCGGGTATACCACATCCTCTCGGATTATTTCAATCTATATAGTGAACGTCTCAGTCAATTG  
AGAACGTGTTCCATGGTCAGTAAATACATGATTCGAAGCATAAAGTCAACAGGGACCTTCATCTAT  
ATCTCTTTATCTAAATCCCCATAGAGATAAAAATCGTGACCACAATCGCATGCTGCGTAATCAGTTTTT  
CAGAACTACTAAACTGATAAAGTAGGGGACCGTTATAACGTCTTTTACGAGCAAAATAAATCATCTCG  
TAATCAATTCGAAGGTGTGGAGAATACTTGCCTACTAGGCGAGCATTCTACGATCTCATTATTTCTCA  
TCACTTTTTCTTACGAATAACCAATAAACGAACTCGTTTTAACATTGGTGGTGTGGAGCTTCAGGTC

CGAACACACTTTCTCTAAGGAGTCTACTTGGATTGCAGGTTCCATTAGGTCAGTCTATTCTACGTTG  
ACTTCAGGCAACGGTACATGGTTCCCTGTATAATTTGCTCATATTATCAGTCGTCATCGAATATATG  
AACAAATTAATCAATGACAGTCTCGTTTTCGCTTCAATATCGTCTAATATATATCATGATCAACAGATATTT  
CAAGATTCTCAGGCTGAGGAGGAATCACACATCTCCTAGATCCTCTATAATCGAGTGCACAAACGAG  
TTTAACTTCACCACCTCTAGGGTTGAACGAATTAAGAACCGGTCAACTTCATCATATTTTTGGGAAGGA  
CGACAGACTGACGGCCGACGGCAGCGTCCCTTACTTGGTGGGTTTCAGCCAAAGCAATGTGTTACGATA  
GGAACACGGTGTCCGACATGGACGTCTATCCTTGCAAGCATTGTGTAGCATGTATAAATGATCATCTC  
ATGACATCTCATAAAGTCATTAATGCGTTTTGGCATTTAGTTAGACTTGAGGGAGTCTATGCACTTAC  
TTATCACTAAGTGCAGTTTTGGGGATCAAGCTAAGACTGAGTGGGTTATGCCACGTTATTTACCTCG  
TTCCCTTATCAACGGTAACGTACAAATCTCCCCCTAACGACGGGGGAAACAGTCTTAGCGATGTCACCTT  
TCGCATGTGATGCGGTAAAGAGACTTGCCAAGGTTACTCTATCAAATGATAGCCATGAGATTCATAAT  
CGACTTATGTCCCCTTAGAGGTCCATATTTTGAACGCTATAGCAGCTCAATCAAAATATTAATTAAG  
CACTCCAAACACGCATTAATATGAGACTTCTGGCTCATAATCAGTAACCAGCTGGTACGCATATGGTG  
TCTGAGTGTCTATGTGACTCATAATGGACCAATGCAGTAAAATAGTATAACCCACACGGAAATATAA  
ATCTTGGTACGCAAGACCAAGAAGTGCCTGCAATCATTTGCAGTCGCATCATCAAACTTTCCGTGAGT  
CCATTTTTGGGTTTTGAACATAATCGACATGATGTTCAATTTCAATTTCCCAAACCTCAAGTAATTCAAATC  
AAAATTTTCGATCCTTACTCTTCGGCATTATCAAGTCGACTAGACTTTTCAGGATAATCCGGATTATGA  
GCCATCAACTTAATGATATGGCTAAAAGTTTTGGAAAATGCTGCATTTCTGTGGACAACAATAATCATG  
TGACCATATTATCGTTGCGTTAACCATAAACATTTATATTTATGGTTCGTCTTACGGTTGGATAAGTC  
CACAATAACTCCTTCAATTTTTTACAAGAATTATACGAGTCAATTTTCGTGATCTTTACACATACAGTC  
TTTTCAAAGTGAGTATTAATGACATGAATTTCCGGATTAATCGCGAAAATATATTTCTCAAAGAGAAATCCAA  
ATGCGATGCGATTATAAATCAAGCATCGTCATTTGACCCGAGAAATATCTTATCCGGTCAATGCCACAA  
TATCAAAATGCTCTTATCAATCGACAATATGCGAAAAATAGTACAGACAACCATGTCCTTAGCATCTAA  
ATCATTATCATTCGACGACATGCGAAATGATAAAGTAACCTTTAAAAGCTATAAAAAATGTGGTAGCA  
ACCAGTTAAAAGACATTTTCGACTCGTCTAAAATACGCTTTCCGGTCGTATTGAATGGATGTTATGTATA  
GAAATTTTAATTTCTTTCATGAGCTATTACCAGATAACACTGGTTTTCTCGAATATTTTATAACTCAAC  
AAGGTACGACAGGACCTACAGGAGTATAAGGCCCTCATATTTGACAAAATCAATTTGTTTTTACCAAAGA  
TTTTCGATTTGGAACGACAGGTCCATAATTATTGTACAGTGGACTCTTTTAGGCAATTAGTTGGTGAA  
ATTACATGGTACACGGTTACCCACTATTTCCAGAAAACCAACTTTCCACAAGTATTGCCTAAAATTT  
CATAATTTAAAGTTTTGGTACATTTGTCAAAGGAATTTGCTCAAATTACTTCAAAATATTTTCGAGAAA  
TTTCATAAAAAGGCAAACCATAATCTAAAAGTATGGTCCAAATGTAAAAAATAATCCAAATGGAAAA  
ACATAATCCAGATGAGCGAAAAACGGCTCAATGATTTATCAAAATTAATAAAGAAAGGTACCAAACCT  
CATTTGAGCCACAAAACCTGGGGGTCTCAAGAATTTTCTTTCAGTTAGCTTTAACCATATTAGCATCGG  
TTTTTCCACATTTATAATAGTTTTGAACTATATAAGGAGTAACCGTGATGATCTCTGTCTTTATAGC  
ATAGAGTTAGCTCCGTGAGCATTATCTCTTGCTATATGACAACGGGCCATATTTATTCATTTCAATTAC  
TGTCTTGGAGCCATAGGTCTTCGATTTTGACGATTGTCTAAAATCTCGCTTGGCTAAGCGATTCATCG  
GGATCGCGACAGTTTTGAGACAAATAACACTTGTCTCGGTTCTCGATTCTGGAAAAAATAATTCACGA  
AGAGCATTAAATATCAAGCAATCAATTCGCCATTGATCCAATAAGATTAAAACCTGCTCATCGGGATAAT  
TTTTATTTATGGTGAATATAAATTCACGATACTGCTTATGAATACAATTTCCAAGCTAGTATTTTTGG  
TGAATGATTACTCCAATATGTCAATTTTCAGACATTTTTTTCACCATAGACGTCATCACGTCTCAAATGT  
GGCGGCGGTATAAAATCAATGTCTTAGCATTATCCTGATGGTAACAACAAACCTCGTGTTTTACTCAT  
CAAAGATGGCATCCAAAAAANNN  
NNNNNNGATTAATCAACGTTTAAACAGTCATTTTCGCAAGTATGTTTTTACGAATTTTCTCATCATA  
GATGGCATTCAACATGTGTTGGGAGTCTGGATTATTTATCATATAAAATGACTGGTTTTATATATTTA  
TGGTTTTGCACAAGCATAAACTTTATTTTCGAAACGACAGGTTTCGAAAAATAGTTTTGCTTTTAAATGTGN  
NNNNNNNTCATTGATCGAACGACAGGTCGATACAGAGACACCAATTCGGCGAAACATACATCACTAT  
ATAAACACACTCTGTGAAATTTATTTAGTCAACCCCTTTTCGGTAGCTCTACTTAAAAACGACCAG  
GAAAGACGGTGAGGATGGAGGGCACGAATACCACTTAAAACCTGACCTCATTAGGATATCGACTTCCG  
TATATATTTCTAGACATCGTATCCAAATAGGTGAGCCTATTTAGGGAAGGTTCAATTTTTTCCAAC  
TTAAATGTGAAAATATATGATTTTCGAAATTACCATATTTTAAACAAGTGTACATGGCAGTAAATAAA  
TACATAGATCGTATCTATCTAGATTAACCACATATATGTATAAACATGCAGTAAATATATTTCCTAAT  
AAGGAATCCAAATTAATGTAATCAATCTATATTAGTATTTACCAAAGTTACACCAGNNNNNNNNNNNN  
NNNGGAAAGACGGTGAGGATGGAGGGCACGAAT



ACCACTTAAAACCCGACCTCATTAGGATATCGACTTCCGCATATATTTCCCTAGACATCGTATCCAAAT  
AGGTAAGCCTATTTAGGGAAGGTTTATAATTTTTCCAACCTAAATGTGAAAATATATGATTTTCGCAA  
TTACCATATTTTAAACAAGTGTACATGGCAGTAAATAAATACATAGATCGTATCTATCTAGATTAACC  
ACATATATGTATAAACATGCAGTAAATATATTTCCTAATAAGGAATCCAAATTAATGTAATCAATCTA  
TATTAGTATTTACCAAAGTTACACCAGCAATATCTAACCAAATATATTTATTTATACTGCTATATGT  
GTAGGTTTTATTTCATGGTAATTACAACTTGCAATAGGATTAACCTAAATTTATATGAAAACACATCAA  
TTTATTCAATTAACATGCAATTTTTATTCACTTGCCTTTAATAAAAAAAAAAATATATGCATGTGTG  
TGTATATTGACCGAATATCATATTTTATCAATAATATGTACTATTTTCATATAAGTATTATACTACAG  
GATCATGCGTGTAAATTTAGCAAACTATATATCTATTTACAGTATTTATACATATACAGTCCAGAATT  
TCAGACAGGTTTTCAGTTTAGTCTTTCAGTAATTTACAGAATAGTTTACAGCTTTCAGAGAATTACAAA  
TCAGTACATACATTTTCAGTTTGTTCAGATTTAATCCGACAGATTAATACATGTTTTACAATTACATG  
ATTTTCGATTTACNNATGAT  
TTTTCGATTTACAAATCGATTATATGTGATGTTGCATAGTCTATTAATATATCAATCACATGGTTACAC  
ATCTATGTATTCTAGGTGATCATGTTATACAGTTGTAAACGATTAACATGCAGATAATACAATAACA  
CTACCATATCCATATTTTATATATAAATCATGGTGGTTCAATTTTATGTAGTACCAAATCTAATTACA  
CATGCAATTTTTCTACCATCACAGTGATAAAAAAAAAAATATACATTCCTTCTGTTATTTTGGTGAAGG  
CCGATTGAATTAATAAATTCAAAATTTTCGCCGTATGTTTATAAACCAGTATTCGAGCTGTTTTTTGAA  
CAAATGTCACAATCTTCTATTTTCCGCGAGCAAAGTGCCGATAACGTGTTGTGTGACATATTAGCTCA  
TATATATATATATATAGATATAGGGAGAGAATATAGAGAGAGACAAAACAGAGTCTTTATTAATCAGA  
ATGTATCAATACAAGGGACTCTAACCTTTTTTATATAGAAGAGATTAGGGTTATATATTGTAGAAAGC  
CCAACCTATGCTCACTATGAGTAAGACCAATGGTCCAATAATACTACAACAGTTTTTAAACGTATT  
TTAGTAAAAATATCTCATAAAAAAATGAAAAATTTGGATAATTTTTTAAAAATATAGCGTTTCTTCTAT  
AGTATGCATTTAGATTTCCATAAATCAAGGTGCATACATACTTACTCATTGATGTAACGCATCTAGCT  
ATACGTATAATTTGTGAAATTTTGAACCTCAATCAAGGCACCCATPATAACCAAAATTTGTGAAT  
TTCACAAAAAAGTCACTTCAGTATGCGGCTTGGCATTACAATTTCCAAAGGTTTCAGTTTTTTG  
AACCATGCAACATCTAATTGGACTGCATACAATACACACTCTCACTGAATCAAAGCAAAACCTAGCAA  
TATTATAATTTCTAGACTCAAAGTCTACAAATAGATATCAAATCAAGGTTTCTACTTCTCTCACTC  
TCTTGAAAAATGACAGTAAATATGGTTTTTAAAAATGGGAAAAATAATATTGCAAAAACTGTAAAAGAT  
AGTATTACACTTCTTTGTCCAAAACCTCCAAACCTTTTTTTTAGATGTTCTCCTTTATTTATGTGGGAAGT  
GACATATATTTGGATATGATGGTTAAGGTTTGTGTAACACACTTGTTTTTTTTTGCTATCCTTTAAAT  
CAAAGACATGACCCCTCCCAAACCTCAATGTGCCCTAGCACTAGCTTCTACTAGCTTAATAACGTATC  
AAAGATTGATCCTCGGGTATAGAGGGGTACAACCTTTAAACCTTCTCAAATTTTATTTAGTGTTTTGGC  
TGTTACTATGTAACATCAAAATAACCCAAAAACGTGTTTTTCTTTTTACCAACTTTCGGTAAATATG  
TAAGTACATTAACAACTATTAATTATAAATCTTATGAGGTATAACAAAAATTAATTTATATAACGTTT  
TGTACAAATTAGGATGCTTGTCAAATGTTAATATATATGATCATGGTCACCAATATTGACAGTATAT  
ATGCCCGCTTCCGTCTAATCATGTTAATCTTGTACGATCATGTCTAATPATGTGTGGTTCTGTATCT  
GCCTGGTTGCGTGTCTGGGTTTTTTTTTTTTGGGTATTTTTTTTCACTTTTTTAGTTTTTTTTACCAT  
TTTTTTGTGTTTTTTTGGACTTTTCCAGAATTTTTTTAGCGATTTTAGATACTTTTCAAAGTTGTTA  
TTTTCTTTTAGTTTTTTTCAATTTTGGCGGTTTTGATTTTTTTTTGATTTTTTTTTATAATGTTTTCCATG  
TTATATATTTTTTTGGTGTTTAATACATTACAATTAATAAAAAGACGAAAACCGAAATATTTTAGAA  
AAATGGACTAAAACCAAAATAAAGTTTATAAACGAGACTCGTCTCCAATTGCCCTAATTAATTGTATA  
ATGGCAACTTGATTTTCTTTTGATTTTCCATTGATTATTTTGTGCAAGTTCGAGGTGTGTTTTTAGTG  
GCACAAAAGCAATTTTAGTGTACCAACTCACCAATTAATCTGGCAGTTCACTTAATATGTTTTTCAG  
CTACAAACGTGCAATTTGTTATAAACAGATAATGTTACACAGTAGATGTTGGAAACAAGAACTTAGTAA  
TCCCAGAATGAAATTTATCAAGAAATCAATATCATAAAAACTTAAAAATAACTGTACTTGCATATAT  
ACTGATCAAATGTCTCATAACTAGTACTGCTATTGGTAAAGCCACACACAAGCCATTAACCAATAGC  
AAAAATGATGAAGGAAACCCAGTGGTTAAAAGATTGAATGGCTAAAAACAAGGTACTCAAAGTATAAAA  
ATAAAAAATACTACAAGTACCATTTAAGTAGAAATAAATCAAAGTTGAAATAGTAAAGTGTTTACAG  
TAGGTTTGGCATTGACAAGTGCCCTAAAACATCCCTCTAAGCTGTAACCTCTAAAAGTCTCTTGTC  
TTCAACCCTTTAATGGAACTCTTACTTTCTTTCTCTCTATCTATCTTGACCACATATTTTCATTTCC  
ATAAAATTAGATTCTTATTAACAAAAACAAAAAGAAATTAAGAGTTAGCTAGAGAGGAAAGAGAA  
AAATAAAGAGATGGGTAGAGGAAAAATAGAGATAAAGAGGATTGAGAATCAAATAATAGGCAAGTTA  
CTTATTCAAAGAGGAGAAATGGGATCATAAAAAAGGCAAAGGAGATCTCAGTTTTATGTGATGCTCAG

GTCTCCCTTGTTATTTTTGCCAACTCTGGTAAAATGCATGAATATTGCAGCCCTAAAACCTCCGTAAGT  
ATCCATTTTTATTGTCTAATTTATCTCTAAATTTCTTCTATTTTTTTATTGGTTTTTTTATACTCCAGT  
TAATTTTTTTTTTTCAAGGTCTTTCCACCAATTTATATATATATATATATATATATATATATATATAT  
AAGTGTTGTTATTTTTATTGTTTTTTCAAATAATAGATCTGTCTAAAAGATGGCTAGTAGCCTTGTTCCA  
GCAGGTTTTTAATTATTGTTGCTATAAATTAGAGGATTTTTCTCTAATAACTTTTTCTAGCTTTACAT  
AATTTGTTTGAGAAGTGAATATTTTTGGTAACTTGAAGTAAAAATCATCACATAGTTTTTTGCAAAA  
ACAAGGTGTGCTGCTATATCTTTTTTTTTTAACAACCTTTAGAGGATATATATTTAGTACATAAATTTCA  
GCCCTATTTAGTACTAATTATCTAAGATCTTGGTAAATTTATATGAATACCTTTTTCAAATTTGTTG  
TTGTAGGTTGATTAACATCTTGGATGCATACCAGAAGCAATCTGGGAACAGGTTGTGGGATGCTAAGC  
ATGAGGTATAATCTTATTCTTATCTTTTTAATTAATAGGTAATTTTATTATTATTTGTTGACATTTTC  
CCCCTTCGAACATCCTAGGTTTCTGTACGAAGTTGAATATTTTTACTAAAAGTACGCAAAGGAACCTTG  
AAATATGATTTCCATGAACAGATCTACAAATGGGAAGTTGTAGTTTCAATGATCTCTCAACATTTTTTA  
GATTTTTTTAAAGCAAAGGACGATAAGTTTTTATGAGGTGTTACATCTATGGCCTGATCTGGTAAAA  
AATATTCATATTCTCTTTTCTATTTTCTCCCCTAAAACCTTTAGTAAAACCTTCTACTTTTTGTAGCAA  
AGAAAATTATATTATATCTTTGATGTGTCAATGAAACCTCTTTTTATGAACTATCTACTTTACATGG  
TCTTTTCCATGTAACATTTAAAATATCATGTTCTAAAAGGTTTATCCGCAATCTGCCTCTATCTGTATT  
TATATAGTATAAAAATTTTAGGGTTGTATTTTTATTTACTAATATAGCTATTTGGGCTGTTTCTAATGAT  
GTTATTTTTTCCAGAACCTCAGCAACGAAATAGAAAGGGTCAAGAAAGAGAATGATAATATGCAAATTTG  
AGCTCAGGTGCAATTTTTTCTTATCTCCTGATTGGAAAAAATATCGAATATTTAAATTTAATTATA  
TTTTTATGCAATTTCTTCCGTCATTCTCGTCATGCATTATTAATTTGCTATAGGCACCTTGAAGGAGA  
AGATGTACAATCTTTGCACCACAAGGAGCTTATGTCCATTGAATCCGCCCTCGAAAAATGGACTTGCTT  
GTGTTCCGACAGAGAGAGGTAACAAACCGTCATAAAGTTCAAATTTGTTATATAAGAAAATATCTTGTGTTG  
GCTATACCTTAACTCCCTTTTTAGCTTTTTCTGGGCTCTAAGGTCTAGATCATCTTTGATGCGACACTT  
GTAATTAAGCTAAGCGATTTTTTTTTAAAACGAGAAATTTTAAACGACTGAGATGCTAAGATCGTAGTC  
TTCAAGGTTTCTCAAATTTATATATAAAAAGCAATGTTATTTCTTTTTACCAACTTTCTTTTCTATGCTTT  
CTCTCATCTAGAGTGTGAAAGTACTGTGAAATCTAGAAATACTATTTAAATGGATAGCCAAATGAAA  
CTAAAGCTTACAATTTCAAATAATTTTTGTTTCTTTTTGAAGATTAACAATTTAAATATCGTTTAGATT  
GATCTCATAATTATACTTGGCCACCGAGTGTATCATAGTACAACCTTCAAAGGATTGATAAACATCCAA  
ATTAATTAACATTAATTTTTTTAGCTAGTTTAAATTTCTCTTGA AAAACGCGGAGAGTAATCATAACTGT  
TCCTTTCAAGTCGCACAAAGTAATTTGTTATCTCATTTACTACCTTTTTTGTGTTACAGATGGAGATT  
TACAGGATGGCAAGAGAAAATGTAAGAAGAAATGAAAATTTGCTTATGTTATACTAGGGCCTTCTTGT  
ATTAATTAATTAATAACTAACCTCTTAAACGATTTTATGTGTATCTGAACTATTTATGACCATCCCT  
ACAAATTAATAATAACATTTATTTTTAATTTTTTAACTATTCTACATTTCCAAAAGTATCGCTCTCATA  
CAGAAACGGAGTATTTTTGAAGTCCCTGTGATCAGACTTGTGACAAAAATTTATCCCACTGTTTCTAA  
AAATAAATAATGTTTAAATTATATAAAATTTAAGTTTTCAA AAAACTAGTCTTTCTTTTCTCATAACTTT  
CAAAGAAATTTTAACTATAAGTCTATAACTTTATTTTTGGGAGTCTAATTTCTATGAATTAAGAAGT  
TATTACATCCTCTAATTTATTCTTGGTCTACAGATAAATTTTTTACATAAAATAAGATATGGATTTGG  
TAATAGATTAACAAGTGAGGAGATATTCTGATCATTGGCGGAGGTATAAGGACAAGGGATTGCTTGAG  
CACCCCCACAAAAAACA AAAACAAGAAATTTTATATAGGTTTTGATTTTTTTTTAATAAATATGTGAC  
ATATGCACCCCATGACTAAAACCTTATAGCAACCTCACTTTTTATTTGTTTACTTTTTCAATGTCTAATCC  
AACACATTTCAAAGAAAAAAGAGACTTATGTACAATCTCTCTCTCAAAGACCAAACCTCAATAATTTCA  
AACTTAATTTTTTTTTTACATTTTTGAAACTGTGGGTAGATGGAAATTTGATATTTTGCAATTTTGTAT  
TCACGGAGAAGATGAATCTATTGACGTGCGTAATATTTCTGACTATTTTATTTAACATGAAAACAATGA  
ATTGTTGTACTTGAGGATCCGATTTTGTATATTATTATCTGTTGCAATTTTTCTTTTACATCTCTCC  
ATTTATTTTTCAACCCCTTCATTTTGTATAATGTCTCCGCCCTGATTTCTGATACACATATAATCTGGA  
ACATATAATATAATGCTCAATTTGGAACAAAATAGCAGTCTAGTCTTCTGTTAAATTCAGATAATTTAT  
ACTTCGGAAATGTTTACATACACATATCTCCCCAACTAAGTGTCTCGTTATCTAGACAAGTATCAGGG  
CGAAGCTAATTAATGTATACGTAACCTCTAACACTTGCTAGACCATCCTAAGGTAATACTAAATAAGC  
ACACATTTTTTTCGAGGTCTTTTACAAATTTTAGAGTTCACATTCATTTACTTACCAACCAATTTACAT  
TTTTATTTGTGTTTTCTTATAACAAATGCATGGGCAAGAACAATATAGTTTTTTTTCTTTGGGCAGTTT  
GCTGACAAGGAAAGGGTACTGGAAGATGAAAACAGGAGCCTTACTTACCAAAATGGTATGCTTTTAAAGA  
CTCTTCTGTATACTTGTATATGTAATTTCTTAGAAAATAACTTCTCTTATGTCAAGTCAATGGCTA  
TACTTTTTGTTTATTGATGTGCTTAATTTGGCGACATCTCTTGTAGCGACACAGCAATAATAAACCTT

TTGTTTACTTAAACATGCAAACAAATGGTTTATTTTCTTTGGGCAGTTTCCTGTAGTGAAAGATTTTAC  
ACCTTGACACAACACTATATTTGGTACCTCAATTTGGTTATTTTATGGATTAAGCATAATATAGTAATTTGT  
TGCTAATTTTGAACATAAGACTCACTTTTGGCAAAAACTAAGAACCTGACCACAAGAATATAAGTATT  
TTATGTGCGATTGCTCCGCTATTAATTAAGAGAGTGAATTTTATCCCGTCTATTCATGAGTAATG  
CAAGGTTCAATTTGATACTCAGGGCTGGAGTTATTATTTGTTGCACCTAATCTCGAATATTTGGA  
GGAGGAAAAAGGCCTTTCTAGAACAATTTTTTAATAAAAAGATGGTGAATATTTCCATTTTACTAGT  
AACTGCACTTATTGTCATTAGCATTGATGTAGCCTAATTAATTTGGTAGTAATTTTATTTGTAACGT  
GAGTCTGTGATGTAACAAAAATAACCTGCATATATGCATTAACCTTCTAAAAATGAAAAATCCGGCGC  
CTTTAATCGGCCAGCGTATGAGCAATTTGGTTGTGGTGAAAGCCGTCTCTGGCTACACTTCTCCTAATA  
CTCAGTGCGAAGTCACGAGGGAGGATAACAACACAAGATGACAAAATGTCTGAAGTATAAAAAGGAGT  
AAAAATATATTTTCTCCACATTTATGTAATAATTGTAGTTTATGCAATTACAGATCGATAATTTGTAATT  
TATGCAATTACAAATCCATAATTGCAATTACAGATCAACATTTACTTTCACCCTTATATCCAAAAAA  
CTGAATGTAACAATGATTTTAATTGCTTCGATTAACCTTCTTGTGTAATTTCTGCAGCACCACCTGG  
TGATGGATATAGAAGGCGGGGAAATGGAAAATGGATATAATTACCAGTCTCAAATGCCATTTTCTTTC  
CGGGTGCAACCGATTGAGCCAAATTTACAGGAGAGGATTTAAATATAAACTCAAAAACAAATTTGTCGTA  
ATGCTCTACTTAAAAGTAGAATTACAACATAACCTTAATCTGATTTAAGTGATATGAACCTTGATAA  
AGCATGATCAGTTTCTAAGTGAAAAAGTTTTACTCCCCCTCAAATATAACATCTCCTAAGAAACCTAA  
CGTGACTTTGTTTCTGAGGCTTCTATTTGATGTATATTGTTGTGACTTCGTTTGAGTTTAAAACCTAA  
TTGTATTCCTTGTTTCAAGTTTCATTTCTGAACGTTTGATTTCAATTTGTATTTGATGATTGTATTGG  
TTTGTGCTATTTTATTTCAAGTGTTAAATTAATTATTACGGATTACGCAATGCCTTTTCACTAGACT  
TTAATATCTTATGAGAGTTAGATAATATACATTTTTCAGACGCAATGCCTTTTCACTAAACTTTAATAT  
CTTATTAGAATTAGATAATATACATTTTTCATACGAAGCTTTTTCTCTAGGCCCTCGATATCTAGTTCTAG  
TGAAGCTCTTGCGGATACTTCTATCCGACTTTAGCAACGTTTTCAATTTTTAAACATCTGATAATCTG  
AATTAGTTACAGTAAATGTCTTGCGGTAAATATAAAAAATAAAGGAAAAAGTAGCCTTTTCTTCTTAT  
TTCTTTCATACACTAGGATAACCATCTAATTTATCTGCTGCAGTTACTTTGCTAATGAATAATCATATT  
TAGATAGAGAGAATGTGCCCAAAGGGCCACGAGAAGCAGTGTCTTCTATATACTCTGCTTTCCCATG  
ATATAAGCTAGACTTTCCGATCATTCTATTGTAATATTGAATAATCAGGCTTGCATTATCGAATGGT  
CATCTAACTATGTTTCAGAGATTTAGTCCTATGTTTCAGAGCAATATCGTTATACAACTCACCTAATGG  
GGAGTGATCATCTTTCTTGTAAAATCGCCTGACTTTGATAGTAGTTTAAAAAGAGATGTAGGATCAGC  
GGAATCATTTTATTAAATTTAATTGTAAAGTCTTGAAGATAATTTCCCTTCTGTTTACATTTTGCT  
GATAGTAATGCAAGCGAGACTTAATTTATGCAGAACTACTCTAAGGACTAGTTAATGTGGCCCTATAT  
TGCCAAATGATCTTTGTTAGTGCTCGCGGCCACAATATATATTCGTGTCTTTCGTAAGTTGTAAAGCT  
TCTCCAAAACAATATACATATGATAATTAGAAGTTACTGAAATCTGCTTCCGATAGCTTGCATGCCCT  
CATAATCAATTTGAAGGTAATTACACTTATTTTGTACCCGGTAAATGGAAAACAAGTTCATACACGCGAAA  
ATATGAACCCACCTGGGCAGAATGTATTTAAGACTAAAAGTGAAGTCATTAGGAAGGTTTCGATGAATA  
CATGAGCTTCACTTCAAAGTCAATTGCAGCCTAAGATTGCCAGACACAAATAGATTTAAAAATAACGCC  
CTAGCATGTCTTCTGGATCACTTCCAAACATGACTTGTGCGACCATGGTTCGAACGCATTTTTCATGGG  
CCACGTTCTGGTAGATTCAAATTTATTTGTGAGAATGTATGCCACAACAATGTGCAATAGATGTTCA  
AGAATCTACAGTAAGATTGGTGCTTGAAGAATCAAACCTGATTGCAACTCGTATCAAACCTGATATGATA  
ACTTAAGCAGATGAGATTTGTCTTTCAACTCTAAAGACAAAAGCTTGATTAAAAATATTTACTAGTTTTT  
AAAAGAGATGAGCGCCTGTACTAATCTTGAAAAACCACTCTATATATCACAAAAATCAAAGCAAAAAC  
AAGCTCCACGATGATATAACTAACCTGAAGCCAAAAGAAAAACCCACGCAATATTCGAGCCTTTGAA  
GTTCACTGCCCCGAGCAACAATTTTCTACTCAGAACTAGAAACAGCCAAGTAAGTAAGATGTTGCGT  
TGAGACATTTAGGTTAAAAAGATAATGTTGGCGATAACTGTATCATATCTTCAATTTGCAATTTTTATG  
CACAAGTGATCTAACATATTCAATGAACATGGCAAAGTTAAAAATATAAACATTAATTTTCGTTAAA  
GGAACCTCGACCCACAAGCATGTGTACATCTAACATAGTAGAAGAAATATAGAGCTATTAACAAAAGG  
AAGTACTGAAAAGAAATTTGATCCAACCTTACGAGCATATCTATCGTTATAAGATGGGCTTAATTCATCG  
ACCGGAAATGACTTCCCTGCCCCAGACCCACGCAAGTCTTATGTTTAACTTTTCGCTTTTCTTATT  
AAATTCATTCACAGTTTTTTTATATTCTCTCCCGTTGATGGTTCCTAGTTTATCCATGAGTTTCG  
TCTTAAACTGAGTGTCAAAGCCTCCTCCCTGACTTACAAGACATTGCTGCTCATTTTCTTCAAATTT  
TAAATTACCATATTATTTTCACTTTAAATGGAAAAAGAAATTCCAATCGACTACTGTAAAAGAAAGTTGA  
TGCTTACAGGCATTGGATACCCTTCATTAATTCAAATGCATTGCTAGTCACAAGTGCTCAGAATCA  
TAAAAACAAATTACATCAAGTGCTTCTTGTTTAACCAGTTTTTTGCCCTCAACCGCATAAACAGCACT

ATCACCTTCAATTTTAGCAGAATTTAGGAACATCTGATAACATTCATCCACATCATCGGCATTGATTT  
CCTGTTGCCAGTCCAATCCAAATATATGACTCCTCTTTGCACTGGATCGTTTACTGCTAAGCATATCT  
ATCTTCGCCTGAACACGTTTCGCGCGTTTAGACTTCAATTTTTTTTCTCCAGTGGTTTTCTTTTTTC  
TCTTCCCCTGGTATTTTTCCGTATCCATACTTGTATCACATGCGCCATTTTTTCAGGATATTACGAGTTT  
CGACATGCTCTCCTCTGGAAGCATTCTTCAAATCTTTTACACCTCTCGACTTCAGATCATCTCAACA  
AATTTCCGGGTTGTTCTTTTACTTTTATTTCTCATATTTTTGTGGAACCTCTATGTTATTGCACAT  
TCTTGTCTCTCTGATTGGACTAAGGCTCGTAAATTTGGTAGCTTCTGGCTCCATATTTCTCACCTCAT  
TCACATCGTCTCTCTCCTCCAGTATTATTTCCAACGTTCTGATTTCCGTGTTTCTCCGCGTACTTT  
TCAGCCATAATGGTTTTCAAATCACAATCTTTATCTGAATATTTTTTCTTCATACATTACAGAAGT  
TGTCCCATTTTCATAGCAATTTCAAGTTTATAAGATTCCCCATCCACTTCTAAATATCTAGAAACA  
TCTTATATTGAGGGTCCATGTCATTATTCTCCAAATTATAATCAAATCCTTCATCTAATGAGCTAGAT  
GGCTCACTTTTTAGCAACAAACTTTTCAGAACTTCGTATAATCCACAACCTTTGGGGATCTCCAAGTT  
TGGGTTTTCAATACTTCTATCAGAATTTATCTCGAATGATTTGATATCCAGATCTCCATTTCTAGTC  
ACCGTCTTATCTGTTATTACACAAGAAATCACATGGAAGAATTTTAAACAATAAAAATAAAACAGAAGC  
AGATCAATCTAACGCTGATATATAGGGATAATTAAGTGTTCATAATGACACCCCGTTGTTATGCAC  
TATTTGGGAAAATATTAGTTCTTTTTTCATCTTGTGTTGTGGAATAACTAATAAGAGAAAACAAAGACAT  
CAATGACAAGCAACGTAATAAAAAGGTAAAAACAAGTATCCATATATCTGTATAACCGTTTAGACAT  
AAAGATAAGCAGAGATCTTAACCAGCTCCGTATCAAGGTAATGAAAAAGAATTATAAACTAAAAATCAG  
AGTTTAGTGGTTGTATTGCACATTTCTAACTATTCCTTATAGTAACCTTTATATATATATATATATA  
TATATATATATATATACACACTACCTCCAATCAGCTATTGGTGATAGTGATTAACCTCAATATCTGAA  
AGGAAAGCTCTTTCCACAAAACCTAGGGCTCAAGGTCATATGGTAAATGGTTAAGTGAAAAATGCAGTA  
ATCAATAGCTACATATGAAGCACTTTTAAATCCAATACAAAAGAAAAAGTGAACCTTTGTATTCTAAAT  
TACTTGTGAGCAATATAATAAAGTACTGTTTATCCGATAACAGAAGTAAATTTTTCTTCATTAAAATTT  
TTAGTGCAGCAACCTTGACATACATATGAATAGCGAACTTTATCAAACCGTCAAGTACATTTTGT  
TGGGTTAGTATAGATTAAGAACTTATACACATTGCACAGATATTTATCCAAGACATTTGGAGACTAA  
ACGGAGTTGACAAAGGTATATCTCTCTATTAATTGGTTCTGTAAACCTTTTTTCAGTCGTTTTACATT  
TTAAACAATCTCGATCCAGAAATTCATGTTAGTAATGCTGTCATAACTCAATTCATGAGTTTAAAGTGC  
AACCTAAGAATTTCTCGGTCAACGGTTCAAAGCCAGTCTACTCATAAGACAAAAGATCGGCCTGAATA  
CTTGACATAAAAAAGAAATACTTATCTGTAAACCTCTCTAATAAATAACCTTTATCTATCATATTTCTC  
AGATTTGGTAACATTTCTAGTATAGCTTGTGCGAGAAAAATTCGTCATCGTAGCTTATTGTTGAAATTT  
CTTAAGCTAGTCTAAAAACCATCTGATATGGCGAATTTCTACTATTTTCACTAACATCCCAGCGTTCT  
TCTAATTGATCACAGTTTCATTTATTATAAATATAAATAACTGGGGGGTTGCTAATTGAAATTTAAAA  
AATTAACCAAAAAGTGTCTACTTTTTTGACAAACTTCGTCTTAAGATCCTTTTTCGTAATTGAGTTAGT  
TCCCCTAATCTACCTCTTTTTTTTTCCAATTTGATGCTCCTGTCTCTTTTAGGTAATAATCTTCTATGT  
TTCTATTTGATTAAGAAAATTATAAAACAAAATAATCTGCTTAATTTCAAGGTGCTCGCTTGATTATCT  
GGATAGCTAGGAGATTAATGAAAGCAGGAAAGAAGGGTTTTTAAATTAATAAATTCAAATTAATAGAA  
CAAAAAATCGAAACAAACACCGTTAATAAGTAAAAAAACACCATAAAATCTGAACATCAAACCTTGT  
AGAACATAAAAGCATACAAATACATAGTTAATAGAAAATAACTTATCTATGTATTTTAAATTTAGAT  
TCTAATACTAAAAGACGTAATTTCAACCAGTTAGGAATGGAATGTGTTAGATTATCAGGGTAACATTT  
TAAATTTTAAATATGCATGAGGTTAAAAAACATAAATATGATACCAAGATCATATAAATAAATAATTG  
AGCAGATAATGCAGTGTGCTGATAAATTCAGCAAGGAATAAATAGATTAAATATATATATATATATA  
TACATATTTAATCTATTTATATAAGAGTGAAAGAGGAGAGAGAGAGATTACCTGAGGAAGCTGTA  
CATTGTACTAAATTTAGAAGATGAGAAAGTTTTGTCGTTTTTCATCGGCTTTTTTATACACTATGAAAGT  
ACAATAAGCTGTCGTTTGTATGAATTTGTTTTAATAAATAACCAATAAACCCTATCACTATGTATGGTT  
TGCCAATCACCCCTTTGTAACCTGTAAGTACTTGTGTTGGTATTTTGGAGTTTCATGTTTATCTAACATG  
CTGGGGCGGATCTTTGGTGTGACAAAGGGGTACACTCGCACCCCCATAATTTATGAAAAATGACATAAC  
GATGAGTTTTGCTACCCCGTATATAATATATTTTTGATTTGTGAAACTCCAAAATGGTATTGTATGTA  
ACCAAATGCTTAATGATCCGAACATGACTTCATTTACAAATTTGTTCAATTAGTTTAAATTTTGAATAG  
AATAAGTGAGGATTTATTTCTTTCTTTCTGTGTTAGAAAAATGATAGAGGTGTATCAATATTTAAAT  
CGTCTCTTGTAATGTTTTTTTTATATATAACAAGTTCTTTCTATCTAACGTATTAATATGTAATTTGCA  
TTTTTATTTTATTTTAAAACTTATTTTCAAATTTCAACATCTTTTCGCCATTTATTTACAGAGTCAGT  
CCCAAGTTTCATAATTATATAAGTTTCTATTTTTGCAATCATTATTATATAAGGTGTATAAATCTATA  
TTTGTATATTTATTATTGATACTTCTAACTAATCTAACTTTGAGAGCCGAACATAGGTTTATTGATGA

TCGATTCATTTATTTATAGATATCCACATTTACGACCGATTTCGTTTACTAAAAAATACAAGTTAAACC  
AACTCGGTTTTATTTTATTTTACTAAGAAACCAAACCAAATATTTGACTATCCATAAAAA  
CATTATCTTTTTGGTAATAACAATTAGCTATAGGACCAGGTTGAATTAATTTTCATCATTTTTGATATAA  
GGTCCCTTACACGATCCAAACTGAGTAGTTTTCGACTTAGACAACCAAATAGAAACGTAAGAAGTATAT  
ATAATTAATCAAATAAAATAGTCATAAAATAAAAACTTTACCTGCAAAAATACCAATAAAAATGAAGTTAC  
AGGATCATAAACAAAACACTACTGTATCTAAAATGTTCTTAAATTAATAATTAATAATTAATAATTA  
GTCCGGTTCCCTCTCAAAAATCTCTTCTTCACTTAAATAATCAATAAAAATACAACCTTAAAAACACACA  
CACACACACACACACACACACACACACACACAAGCTCAATTAAAAATGGCATCTACAGACTGGGCCT  
CATCAGCACCAAATCTCCAGAAGAATATCCCATCTCTATCTCTGATCAGGTCCATACACGCTCATT  
ATACCCATTTACTGTTTTTTTTTAAATTAAGTGTTTTTTTTTCTGATTTTTTTGATAATAATTTGTT  
TAATTAGATTGAATTGGCCAAGATGTTGATAGAGATGGGTGAGTCCACGTGTTCCAAAACCTGGGCTC  
CACCTGGAGTTGATGATGATGAGAAAAATCTTTCTTTGATCAGGTTACTTTATTTTTATCTTTTTTATT  
CAATTGGGTATTTTTTTTTTATTCAATTGGATATTTCTTTTTTAATTTATTCAGGTTATTGTTCTTTTT  
GTAATTTCTCTAGATGGGTCATATTAATTATAAGTTATTTGGTAGTGGCATAAGTTTAGCAGCATTGGT  
TTTGTCTATCTTCTAAATTAGGCTCCTAAATTAAGTCTTTCGATTATGTTAGGAATTTTAGTATTTG  
CCACACCTTTTAAAGTTGGCTTACTTTTTTCTTATTATCTGTATTCTGTAGTGCATATGATGGGCTA  
AAAAAGTATTTTAATAAGCAAAAATCTTAGCTGAACCGTATTTGCAAGAGCTATGGTAGAAGCGTAAAA  
AATATAAGCTTTTAGCGGCCTATAAAGCTGGAAAGTTAGCTATTTAAGCTTTGAATCGAGCTTTTTTTA  
CTATGAAGCACGCTTTTTTAAACAGTGGAGCTTAAAAATACAAAGTATTTTTGTTTTGTTTTGCTTTTTG  
CTTTTTGGCCTAGAAAAGATTTTAGGCTTATAAAGTCTTTGTGTTACTCATTTAGTATGTTTTAGTCT  
TAAAAGTGTATTATATTGCTGCTTAATCTAATGTTGTGGCGACCTGATTTCTAAAATCCTAACTCAA  
GTCCGTGATCTGGTTTTGTTTTCTGGAATGTACTTCAATTTCACTTTTTCGTTAAAGCTTGGGAAGAT  
AGGCACATGTGAGTATGCTGTGGTCGCAACATCTCTGACTACTTGTAAAGTGTGGGAATGAGTTTCGT  
GCATCGATGTCATGCAAAAACCTCGAATCTCTTAATGGAGTTTTTTTTAAGAACACATCCGAAGCACTAGG  
GTCTTGTATATATTCTCTAGCTTTATTTAACGAACAACAAGCGTTATTTGGCAGTCAAACCTGTTGAGA  
TTGTTGATTTTTGGTTAATGTGTCTATCGGTTAAAAGAGTCAACATATACACGTAGTTGAGTTCCTATC  
AGTGAGATTTTTGGATTTTTCTTTCTAATTGTAGGATCAGAGTTATAGATATCAGCTGAGTTGTTAGT  
TTTTGATTAGGCTCAAGATATTGACAACCTGTTGATGAATGTTTTTCATGAAATTTAGTAAACAAACAT  
AGAAATACGATGTTTGCCTCTGAATCTTCTAACGAAGTCGTTAAGTATGTACTTAGATTGATTGTGTT  
TTTTCATCGAAATGAAAAAATGTTGCGGAGATGAAGGCCATCACTTTAATTGATAATTTATTTGGTTG  
TTAGGTTTATATATCTTCATCAAAAGTGCAGCTTGCCCTTTTTTATATTACAACATTTATCTATTTT  
ATTATTGCTTACGTATCTAACTCGTTATCTTTAGGGGGCTCGTCTTCATTCAGCTATCCAGGGGGC  
TTAGCTTCATATATAAAAACTGCCAAAGAAGCTTTGGCCGATTCAAAAGTTGGGAAGAATCCTTTTTGA  
TGGATTTGCTCCTTCTGTAAGCAAATATACTCTTGTTTTTTAAAAATTTAAAGAACAATATTCCTTTAAA  
TCTTCATGTATAGAGAGAATGGACTTGAATAAAAATAATGAATTTTTTTTTACGAAGGTGCCTTCAGGAG  
AGTCTTTGGTTTTTCGGAGATGATAATTTTGTCCGATTTGAGGAGGCTGGTGTGAGAGAAATGGAGAAA  
GCTGCATTCGTTCTTGTGCTGGTGGTCTTGGTGAACGCTTGGATACAACGGAATAAAGGTAATTA  
TTACAGGCAATTTTTATTGGTAAAATCTCCCCTTTTTTACACCAAACAATCTATAACAATCAGTATAC  
CTATCTATTAAGTTTCACAACTTATGACACCGAGTCTATAACAATATCGAACTATTAGTACACCAGGGC  
TAAATTTTTTACTTAAAACATAAACAAGTCTTTTTCTTATGAGAAAAATAATTATAAATTGTTGCGCA  
TAAGTTGGTGTACTTGGACCAATTTGCACAAAAATCCAAACGATGACTACATCAATGTTAACACTTTC  
CACCTTTAAAACCTTGTGATTTTACTTTTTCAAAGCAAAAAAAGAAGAACTTGTCTTGTCTGGAAGGT  
TGTCTTTTTCTCGTCTAAATTTGTGAATGTTGATAGGTTGGTGTAGTTGTTAGATATTTTGTAGATTGG  
TGTCTAAAATGGAGCTTTAAAAGTATGGTGTGGTAAATGTTTGTGATATTTGTTGATTAATGTGACTAA  
ATTGGAGCTTTAACAGTATGGTGTACAAATTTGTTAAAAAGTGTAGGTTGGTGTGAAAAAATGATGT  
TTCCCAGTCTTCATTTAATGTTGGATCAAGCATAACTAGGTGTCAATATGATTTTTACTAGTTAGCATG  
TCATGAGTGATCCTAAATTCCTTATGTAACCTCCTTGATTATTTGAATATATCCAATTACTTTGTTGT  
AACATGCTGGGTATTGGCATCGAATTAAGTACTATAGTTGGGTGTTGTACAACCTCAAACAACCTCCATG  
TATCTATGTTTCTCTTAGGTTGGCTCTTCTCGAGAATCTTCTACTGGAACATGTTTTTTACAGCAT  
TATATGGAGTCTATTTTGGCCTTACAGGAAGCTAGCCATAAACTGCAAGGAGGTTTACTTTCAAACCT  
AGGCCTTTATTTTGTATTATGTGAACCTTCTTCTATTAATGAATATGAAATATCTGTGGTCTCAAAT  
GTGCTTTTTGCTTTCGTTAGTTAGTGACCTTCAAGGCACCACAATGCTATTGCTGGTAATATGAACG  
TGGAAGCTTCTTCTGAACTTTTTAGCTCAGGTTTGAAGCGAATATTTTTTTAACAGGACTAGTTACA

AATGTATCAACTAACTTGTACTGAGATTTCAATTTTATACGCGGACCTATACAAGTTTGAATTAGTC  
CCCTAACCTAACATTTTTTTTTCCGATTTATACATTACATTGAATCAGCCCATTTGTTTAGGGTTAAAA  
TAGGAACATTTGAAAGAATACTGTTCAAAAGCAAAAAAAAAATAAAAAATGAAGAAAACAAATCTGACTTT  
CTTATTCCATAAACTTCAACCAATTACTTTGATTTATTTTTTGGTACACTAAATGCACTAGATTGCCAA  
GAATAATGTTAAATTAGTATAGAAATTGTTAAGTTTGTATACAACACATAAAATCAGCTGATAAGTTAG  
TAGAGAACTTTAGAATAAATAAATTAATGCAACAGCTGATATAAGCATAGTTAATACACACATCGT  
AGTATTTTTAGCAACATTATTTCTTTAACTTGTAGGTGGAAGCGAAAGACAGATTCCTTTTTGTATA  
ATGACATCTGATGATACACATGCGCGTACTTTGGAGCTACTTGAAACAAATTCCTATTTTTGGAATGAA  
CCCTACTCAAGTAAAATATTAATAACAGGTAATAGACTGATACTGGCCGCTACTATTATAAAGAGGAT  
ATTCTGTAGAATAGAATTGCATAATACATCCTATACTTTTCAGGAAAAAGTTGCCCTGCTTAGATGACA  
ATGATGCAAGACTTGCTTTGGAGACACGTAATAATTACAGAATTCAGGTGAATTGCTTAAATCTTTGC  
TTTTCAACAGTTATTGGAAAACAAGTATGCTCATTCTTACCATTGTCATGCCTTTTCTTATTCACAT  
TTTTTGTGTGTGATTATAGACGAAACCGCATGGCCATGGTGATGTTTCTTCTTCTTTATTCAAGTG  
GTCTTCTTAAGGAATGGTACGTTAAATATGGTAAAATACAAATAACCCGCTGTACTATGAGTAGTTTG  
GAAGTAACCTCCATTTACTTTGGTTACTAGGAATGAACACCCACCTACTTTTTAACTTTTGCAAACAA  
TCTCTGTCATCAAATTTAAATGGCATAACGTTGTGCTTAGTGATCCGTTTTGGATGTCTTTTGATAC  
ATTTACCTTGTTAATATCTATGCATGTAAGACAACAGCTAGCGGGGAAAAAAATCAATTTGATCAAAA  
AGCTGTATAGAAGCAAATCATTATTTTTTTTCAAAACCCGAATGCTACTGGCATTGCAAAAGATATCT  
AAAGAGAACATGAAAGATAGAAAATGAATCATCCAAAACGAATGACCGAGATTAAGTTTGTCTTT  
TTAAAATTGGATATAAGGTTGGTTGCAAAAATGTAAATAGTACATGGGTTTATTGCAAAAATACCCAGA  
GTGTTCTGGGCCATTTGCACTTGATCGTTAAATATTCAGGTTGCAGAATTTAACTACTCTGAATTTGG  
TGTATATTCTGTTTTAAAGGCATGCTGCTGGTTTTGAGATGGGTTCTTTTTTTTCCAAGATACCAATGG  
ACTTCTATTCAAGGTTTATAAGTGTCTTTTAAAGGCCCTTATAGCTCGTTTTTGTGTATGCTATCTT  
TCTTATCAATCTTTGTATATGTGCAGGCAATTCATCAGCTCTGGGCGTAAGTGCTACCAAACAGTAC  
CATGTAAACTCTCTTGCAGTGCCTCGTAAAGCTAAGGAAGCTATTGGTGAATTACCAAATGACCCA  
CTCCGATGGTAATTTTACTACTCAGAAGCTCTCTTTTTTTAGAACTTTGAAGTGGCTGTGAGCTTTAA  
GATTTGTTATGGTAAGACTTTTACCAGAAAATAAAGTTTCATGTCTGGTATGTGGAGTATGATGCTTAG  
CTGGCCCTTATATGCCTGCAGAACATGTTCTGTGTAAGGGATGATTATTGTTTACTACACCAACCTAT  
CGGTGGTTAAGAATCTGCATACTCACCTTACAAGATTAACAATTTACATACTCACCTATACTAGATTC  
ATCAATCAACACACTCCAGTTAACTTGTGTTAACTTTTTTAAACAGAGTTTTTGGTCACGTGCGACGTCT  
GTTTTACCCTTAAATCGTAACTCGGAGTGGTACATGATCACACGTGGCCAAACTTCTGTTAAAAAGC  
TAACATAAGTTAACTGGAGTGTGTTGATTGATGAATTTGGTATAGGTGAGTATGTAAATGTTAAATG  
TTAATCTTGTAAAGGTGAGTTTGCAGATTCTTAAACCACCAATAGGTTGGTGTAGTAAACAATCATTTTC  
CCTTTGTGTAATGATTTGACTCCTATATTTTAGCAAAATATGTGAAATATTGTGGTTCTTCAGGATTT  
ACTGTTAAGATACTCATGGATTAACCTTAGGGTGCAAACTGCAAACCACAATTAACCTATTCTGTAATC  
AAAACCTGATAACCGTGCGTACAATTTCTGTTAAGCAAATATAGCTACATGCTCCTCGTCGAGGTGAATA  
AAATACTGATCATGGTTTTGACGTTTTTACAGATCTAAGTGTCTGGCGGTTCAAAATGAGATATCTTG  
TATTGTACTTGTAAATGCTAAGGAGTCCAACATGAGATAGTTTTGCATGTTAATAATACCATTCAATTT  
TTTATATTTATGATGGAATGTAAGTCATTAGTCACTATTTCTTATTTGGTGTGTGATAATATCAGGT  
AGAGCTATGGTAATTAATGTGGAGTACAACCAACTTGATCCATTACTTAGAGCAACTGGTCATCCTGA  
GGGAGATGTCAACTGCGAAACAGGCTATTCTCCTTTTCTCGAAACATAAACCAGGTATTATTTATCT  
GAACAAATTTCAATTTCTACCTAATTTACTAGGGTTATTAATCACCTTCGCGAAACTATCTGCAGAAT  
TTTTTTTTATTACGGTGACATTGTTGAAGTACAATGAATCCAGAAACAATGGGAGAATCTGGTTTTATT  
TTTAATTGTTTATAGCCCGTTCTTGCAGTTGATTCTTGAGATTGGCCCTATATTGAGGAGCTTTCAA  
GAACTGGAGGTGCTATAAAGGAGTTTGTAAACCCCAAGTTAGCTCTCTCTCTCTCTCTCTCTTGTGTA  
ATCGTTTTGCCAAGTCTATTCAAGTTAAACAAATAAATGCAGAGTGAACGTTCTTCACTTTTCTTTTT  
GGTTCTTTACTATTTTTTATAATAATATCTAGACATAATTTGATATATCTCATGATATTGGTAGAGTGAC  
ACTAGAATATCGTTGTTTCAATTATATTTAAGACCTTGGTGTATTGCTCAGATAACTAACCAATGTTTT  
TTGCAATTTCTATAGGTATAAAGATTCAACAAAAACATCATCAAGTCTCCACTAGATTAGAGTGCA  
TGATGCAAGACTATCCCAAGACACTGCCTCCAAGTGCAAGCGTTGGATTTACAGTAAGTAACTGCTGA  
CAAGTCTTTTTTATTTAATAATAATTTGATCCTTTAAAAATCTATTTATATATATTCATGTGGTTATTAA  
AGAGCAAGTGGTATAACGTAACCTTTGACATTCTTAGGTGATGGATGCTTGGCTTGCCTTATGCACCAG  
TGAAGAACAATCCCGAAGATGCTGCTAAGGTACACAAGTATATTATGAGCATTAATTTATCTCAAAAC

TCTTTAGTCATCAAAAACCTATTTAGAAATGTTTAGTTCAAACAAAATATTGTTCTGAATTAATATTCACC  
AAGTCTCTAGTTATGACTTTGGTATTCAAAAATGTGATTCACTCTATATGACAATAAAGGAAGATC  
TGTTCCAAATCTAGATGTTCTGGCTTAGATGTACAGCCTGTTTACACTTGTGATTAGATGAGGTTCCG  
TAATCAACGACGAGCTAATATTATCGAATATGTAGCTCTATTTTTTTATATAGGTGGTGCAGGGGAAG  
TGGTAGTAATTCAGGATACGGTTTTAGTTATATACATGTGTGTATACAGTACTCCTTTATATATCAAC  
TCTAGATTGTATATTTCAACCCATTGATTCAATCTAGAGATTATCAACAAAATGCTCTTGTGTTTTGAAGGT  
ACCTAAGGGAAATCCATACCATAGTGCAACCTCTGGGGAAATGGCCATTTACCGAGCTAACAGCCTTA  
TGCTCAAAAAGGTATTCTATCTAAAATTTAGTTTAAATCTTAATACAGGATACTGAATCTTTTATTCCA  
TAATAGTTTTTTTTGTGTTTTCCCAACCATACATTTCCACAAAACGGAATCTAGCCATATATTGCATTCTA  
AAGAATAGTTGCCGAACCGTAGGACTGAAGATCTGACCCTGAATTTTCGTTATGTATATTCCAAGTTGG  
TGAATTAACACATTTAAGAATGCCAAGTGTTCGAAGATAAGTTCAAAGTGAAGCTAATCTTTCAGG  
GAATGTGAACGAACCTTTCATTGCAGATGCTTGATGCTAAATTAAGAGCTCTAGATCTTTCATAAATGT  
ATAAACGCACCTCGTGCATGTTTTCCATGTGAACCATTGTTTTATAAATTCAAAATCATGAATTGCAAC  
TGCTTTCCGAAAATAAAAACCTTTTATTGTACCTATTTTTTTTTTTCAGGCTGGTGTAGTGTAGATGAAC  
CAGTTCTTCAAGTCTTCAACGGGCAAGAAGTGGAAAGTGTGGCCACGTGTCACTGGAGCCCTAAGTGG  
GCACTAACTTTTTGCTGATGTTAGAAGTAAATGAGTGGAAAAAATTCATAACACAAAAATCTACCTT  
AGTTATTAACAGTCGTAATATTTTTCTCGAGGGTCTCTCTCTAGATGGTGCCTTGTGCTCAACGCGG  
TCAAAGAAGCAGAGGTATATCTTATGGTTAAATGTTTATTATTAATATGACTCTTCTTTTTGTAGG  
AAGGATCATACTATTTGTGTTAGTTTTGGCTCTTATTTGTACAGTTCATGAGCCTCATTATAGGAT  
TATCCTTAGTGATTTAAGTAGATAGCGCTTTGGCAATTTTTTTGAATATATCCCTTGGCTGTCTTTA  
GTTGGTTATATCCGGGCTTTTTATTTTTCCGTTTTGTAAACCAACAATATCTTTTTGTCTTTTTT  
GTTTCATCTTGTCACTGGTTTTGGATTTGATGCATGATATAGGTTTTTAGTGAGTTTTAATGTTTTTTG  
GGGGGTATCTCCAAATGTGACAAAAGAAGTGGGAGTTTTCTGAATTTGGGGGTTTCCACTAATCTGA  
TTTTACTGCAAGGTTTCTTGTGGTGAATTTCTCATTCCAGAAGAAATTAAGTTTTCATTTTGTCATGT  
TTCAACATTAAGAAGTCGTTGGATCTGACTGCAATCTTATTGCTAATGTATACGATTAACTTAATAG  
TTTACTTGTCTTAAAAAATAACAGGTGAAAATTTGGAGGTTTCAAGTGCAAAACAAAGGCTGGAGCCTC  
GAAAGTGTGATTTTTAAAGACACATCAGCACCTGAGGAGGTTAGGATTAGGGGTTTTCCGGTAAAGAG  
AGATGAGCAATTGGAGAAGACTTACAGCGAGCCGGTAATTTCTTCTTAAAGGCTTGAACCCATAATAC  
CCAAAGATGTGAGTGAATCATTCTTTCCTTGCATTTTTGATTAATCTTTTTCTTTTTTACCCTTTCATAAGT  
TAGAGACTGCTAGTCCTCCTATTTGAAACTGGGGAGACGGTAAATGGCGTGTGCGATTGTAATAAAT  
GTTTTTCAAGCACATTTGTCATCATATTTGTTACATCTTCGGAGCACCGCTCTCGGTGTAATCCTGA  
GTGAATAAATTTGGGGTGGGTAAGTTGATTAGTTCGTTTTGAGTTCGAACTGTATTTTGTATCCTC  
TGTTGACGAATAGAATTTCAATTAATTTGTTATGATTAATTTTTGTTGCAAGTACTCCCGTAGTCGA  
TGTGTCTCTTAGTACGTTGTTTGAATTTGTTGTTCTTTGTGCGTAAGAATTAATCAAAAACGAT  
AAAACATGAACATAACGAATTTGAGAAATGAGAACATAAGTTGTTTTAACTTTCTGCTAATGGAATTG  
AATCAAGATAATATTAGCTATGAAACATTACATATATGGCTATGAAACATTATACTGAACATTATACC  
ATGTGTGATTGTATGTTACTAGAGAGAGAGAGAGAGAGAGAGAGAGAGACCAGATGCAACAACCAAGA  
TAAGCCATAAATCAATATGGTTGAAGTCTTTTTCATATTTGCAACAATTAATAATTAATACCAGG  
TGAGTTTTGGGTTTTCTCTGTGCAAGTCAAAAATCCTAGTTACTCATATGAAGGCTTTTTAAGTTTTAAC  
TAATGATTCTGGCTAATGTAAATCAATGACTTGTGATTATGTTAACAAGTGGGATGGGGCCATAACTC  
TTAAATTAATAACCCACATTTTTGTTTCGTTAAGTAAATGATTATACCATGTCATACTATCAAATATCA  
ATAACATCATTGGTTCTAATGAGTCAAATGCTAATTAATGCCAAAAATATAGTCTAATTTGGGAAAAA  
CGATATGAAAATATGTCCCCGAAGCACATGTTAACAAAAAGGGTCCGTATTAATAAATCGTCAATA  
AAGTTACAATTTGACTAATATAACCCGAATGTTTAAATAGTAGTTGTTACCGGTACCTATCTAATATAAT  
TATATTTGGAACTACAACATAACTTACTCCTTTTTAAAGGGAAATAAAAATAAATAAATTTTGG  
GCCAACATGTGAGTGTGGGTGACCGACACATCAATCTTATCTGATAACTAGAATCAAAAATAAGATAA  
GTCGTATGAAATTAAGCTCTTTCCCTTTTTCCATATGTATCTATCTATCCACTTTAGTATGTCATG  
TATCTTGTGACTTTCGTTTAACTACTAATATCACGAACCACATTAGATATTTACAACCTTGTATACTT  
CATTTAATCTACTAATATCACGAATCACATTAGATATTTACAACCTTTTGTACTTCATTTAATCTATTA  
ATATCACGAACACATTAGATATTTGCAAGTCCCCCTGCAAAGAAATATTAGTATTCACCTTATCCGGG  
ACCTTAATTAGAACTAAAATCTGTTTTATAAAGTTTGGCAAAAACGGGATCGGATTTAGTGTGCCCGG  
ACTAAGGCAGGTCCGTCTGCCTTTTTGGCCAAAACGTGATAATACGTGACACTTTTTATTAGGTTCTCAT  
AGTTTTGACTGTTCACTCTATGGTCCCCTAAGTTTAAATATCTTATACCAATAAATCATATTCGACCAC

CCTTTCGTATTTGGTTGGGCGATGTGATTCAATTTATAAACTATAACCCTATATGTCAATTAATTTTTTA  
TTGGTTTTCTATACTAAGGGACTTACTACGTCCCATAAAAATTTTAGGTGGTTTTTATTGATATTTGT  
TTGTTAATTCACTACAATAAATATCAATAAACCATATATCTAAAAAGAACACGAAATCTATATCTAGG  
GACTTACTATGTCCCCGGAGTGAATTCACGAACAAGAAATCTAAGAATGGTCGAATATGGTTTTATTGA  
TAATTCACTATAAGAAATATCAATAAAACATAGCAAATACACGTTGTTGCTTATCTAATAAAAAAGTG  
AATGTCGTTAAATTTTCGTAACAGGTAGCAGCAACAAAATCTGTTACAGTTGTGTTGCTAAATTTAGTA  
ACACTCACTTTTAAAAAAAATTCATGTCTTTATGATGATATATGAGTATTTATTTTATTTGCAAGTAT  
TTGATTTGATTTAATTTAATTTAATTTACATGCATGGATCAATAAAGTTTTTTCGAATTGCGATATTGG  
GACTAATGTTGTAATAAACAGTAGATCTTTTATTTATTTTGGCACGTAATCATATATGTTGGCCAGCT  
TCGTGTCCTTGATAAGACACATATAACCGACCCTTATAATCTTTACACATTCTATTTCTATATATAT  
ATATATTATATATACATCTTTATATATACATGCACCTTTGTTTAAATTTTCCTTTACTGCAATTTAATGG  
CTATTTGGTTTTTTGAGATCAAGAAACATTTCCAATCATCTATATAGAAAGACTGGTTTTGTAAAGGAA  
AATTTGGCCCAATTTTTTTTTTAAATAGTGACAAATTTGAAAAAAAACCTGGATTTTGCAGTGAACATGC  
TACCTTTTTCAACTCCAGACGATTTGTTTCAATCAAACCCATAAGCAAGAGGAATTTGCCAAAATG  
AGGTGATTTATGAGCAACTATATATTGATCTAATAGAACTACTTTTTTCCCATTAAATAGTGATTGTG  
TTGCAGTAATTTGTAACATGCATGATGATTAAATTTGTTGAATTTTATATCTCATTTTTTTTGTGCATTT  
TATGATGTGGTCCATTAGGTTTGTAAATACCGAGTGTTTAAAGTTTTTTTTTTTAAATGACTGTGTTGTC  
CGGTCCGGTCCATTTCACTTGCACCTCGAACATTCATGTACTTAACTTGCTTATTGTGACAATTTGG  
CCCTCAATTTTGTGTAGGTAACCTTTGAATCACTTTTGTGTGGCTCTTCTAAAGGAAGTCATATGAT  
CACTAAGATGGGATCTTTTTGCATTTCTGAGAATAATTTGCAATCCTTTTTGAAAAATGATTTAAGTT  
AAAAAAAACCTGGTTAGATTTTTTAAAGTAATGGGTTGCTCAAGTGTAGGGTCTCTGAAGGCGTCCA  
TTGGGAGGTTTTTGTCTTATCAAAAATAAGCATTTTTTACTTATTTTTCTTTCTTCTATTTTTGCTTTTCTCATG  
TTGGGTTGCCTGAGTTTTTCTTAAGAGTTAGTTTTATGCACCTCCAGAGTTCGGTACTAGTGGCGGAGCA  
ACTACCAATAATGCCGGGTTGTCATAACCAAAAACGTAATTTGCAGGGTTTGCCAAAGTCCATTACCTG  
AAATATTTTTAAAGAACCCAAGGTGCATGGGAAACAAACTTTTTGTTGATTTGAGTTGTGGTGGCAAAC  
CTTCCACCCTTGGTTCAGTACAGACGTCGATTGTTTTAACTACTCCTATTAGGCAAATACCATGAGAA  
GTATGATTAGTCAACTTTCTGGCCATTTTTAAATTTGATTTCTAGTTATTGTTTATAATCAAAAATCCTT  
ACTCAACTATGGCATAACCATGGTTACATCTTTAAAAGTGAGACATCTTTTTTACATTACAAGGTAATTT  
TAATTTGACTAAGAGGGCAAAAATCCTTTGAAATTTATTTATATTTGCATAAAATCATATATGATACAT  
GTTATGCCAGACCCTGGATTTTTCTGTTGGAATAAAGATTTACTTCAGAGATGAGATTTCTTTCTG  
ACTCCCCAACAGAGAGGATACCTTGTATCAGGTTCTTGATGACGATGGATACACAATGACGGGAAAT  
GAGATTGAGCAGGTAATATCATTAGATGTTTTGCATCTTGTATAATATTGAACAATGCATATGAATTA  
TGTAGTGACACAAGTGATACATCACTCACGCTTTGCTTCCGTTTCTCGTTATTTCTTATGATATAGG  
TGAGCAAAGAAGTTGCAATGAAGATGTATAAAGATATGGTTACGCTTCAAACATATGGATAGTATATTT  
TATGATGCACAGAGACAAGGACGTATTTCTTTTTATGTGACTTCAATGGGAGAAGAGGCTATCAATAT  
TGCCTCAGCTGCTGCACCTTACCTTAGAGGATGTTGTATTGCCGCAGGTACAATATTAGTTAGGGTACA  
AGTCTTTCTTAAATACATAACTACTTATATGTGTAATCGTAACTAGCCTATTGTTGGTACTCGTCAA  
CTACGTAATATGCCATGAAGATGTTTTTACTTATTTTTTCCAGATTTTGGGGAAGTGATGTATTGAAA  
AATGCGAAACAATGAGAAGTTTTAGAAATTCGTTTGTTTTATAAATTAGTTGAAGGAACATAAGTCTT  
GAAGCAGATTGCAAAGCTATGGTTGTTTTGGGCTTATTTTTCTTTTCGATTTCTACTTTTCGGAACCTGA  
GGGCATTGTGTTGCAGTTTTTAAGCAAATAAGCTGGATTTTTTTTTTGTGGTTCAGAAAAAATCTGCAAA  
TATCTAGTTTAAAGACTTCTAGTTTTACTAGCCAAAATGCCAGAAAATTTGACCTTTTAAAGCGATCAAT  
CAAAAGTAGCTAAGATCTTAAACAAAAAACTAAAAATCAGAGCTTGAAAGCTTCAAGCAAACAAGGCC  
TTGTAACATCTTTAACGAACAAAAAGAGTGATCAATTTTGTTTACTAGCTTAAAGTGCACCTTTA  
TCCCCATCATAAGCTGAATTACAACCTTTAAGGTTATATTTAGAGACACATTCGTGATTTGCTTGTG  
CACTTTATACCTACATATGCAATGCAGTACAGAGAGCCTGGCATTCTTTTTATGGCGTGGTTTACCCT  
TCAAGAATTTGCTAACCAATGCTTTGGGAACAAATCTGATTATGGCAAAGGAAGGCAAATGCCTATTC  
ATTATGGGTCCAAAAGCTTAATTACTTCACAATCTCTTCGCCAATTGCGTAAAGTGTCTATTCTGTT  
TCTCACTATTTTTTTTATTTTTTTTTGTTCTTTCAAATCACTCATATCATTTTTTTGTTCTCAGAACACA  
GATTCCTCAAGCCGTCGGTGTGGCGTATTCTCTCAAATGGAAAAGAAAGATGCATGTGTTGTGACTT  
ATTTTTGGGGATGGTGGTACTAGTGAGGTAATGAAATTTCTGCAAAATTTAAGTTTAGGAACAGGGTGA  
ACAGATAAATATAATAAGGGAAAAACAATCTATTGTATCATGAATTTTTTAAATTTTACCGTAATTTCCA  
AAACATGTCATTATACATATCAGAAAAAAAACAAGACGCATATTTGTGTTCCCGTCGTGAGACCGT



GGAGATTTGCATTAATCAAATCTTGATTTGGAGCGTTTTTGCAAAAAAGTGTCCAAGTTGATGTCTAA  
ATTGATGTCCATATAACCTTTCCCTATATATATATATTTCTGGTATTTTGCATTCTAATTGGGTTGTAA  
TTTTGTGAGGGTGACTTCCATGCTGGGATGAACTTTGCAGCAGTAATGGATGCGCCTGTTATTTTCTT  
CTGCCGAAACAATGGGTGGGCCATAAGCACTCCTATTTCCCAGCAGTTTTCGAAGTATTTCTCGTTGTC  
AATAACAATTGTATTGATTTAAAGTTAATATGATCATTTTGCTTCACTTTTTCATTTATTTGGTCATTG  
CTTACAAGTTTATTCCCATTTCTATTGCCATTTCTCTTAATCTATCATCCGCGGAAACAAAAGGAGTA  
ACAAATTAGCATTGCAAGAAAAAAAACCCATACGTGTCTTTAACCGATCTAGGAATGAGGTCACG  
TGTAATAATGAATACTGTAATCAACACCGCTTTGTTATCAAAGCAAATTTTACTTTAGTTCCTGTTTT  
TTTTTTTTGTTCTTACAACAGGTGATGGAGTTGTTGCTAAAAGGTCAAGCCTATGGAATCCAAAATTT  
GGATAGATGGGAACGATGCACTTGCTGTTTATAATGCCATAAGAGCAGCACGTGAAAATAGCAATCACT  
GAACAAAAGCCCATACTGATTGAGGTGCATCTTGTCTTCTGTTTCAAAAAATCTGATTTTTCTCCCTTT  
TTTTTTTTCAATTCCTTCTTTTGTAAAAGTTTTATATCTTCCATGTGAAACTTATGTGCAACTCTTAGA  
CAAGAGAAGAAAAATCGACACACACATCTTAATTACTGAACCATAACAACCTGAAATTTAAATTTATCTA  
AGCTCCTTTTTATTGAGTAATTAAGTCTTTCCAGATAACCACAATTTATGATGAAAATAATAACATATCCAA  
GTTGTGTTTGGCCGTAGCTTTTATTAAGTTAAAGATAAATCAATTTAAAGGAGTAATGCACTACGTT  
GTTTTAGGGGTCACTACTGTATGTAAGAGTTTAAAGGTAAAGCGTAGGGGAAAAACAGGACACAGAGTT  
TACTGTTTTTCTGTACTTATGATGGCTTTGAATTGTTAGGCACTAACCTATCGAGCTGGACACCATT  
CACATCTGATGATTCAACGAAATATCGGCCAGCAGACGAAATAGAGCACTGGAGAACAGCACGTAGCC  
CAGTTGCAAGATTTAGAAAATGGGTCGATAGAAATGGTTGGTGGACCGATAAAGACGAATCTGATCTT  
CGAGAAGATGTCAAAAAACAGGTTAGAACAAGTTATGAAGCAAAGTACTACTTATCCGGTTTTCCGTT  
ATCATTCAAAATGTACTTATAACTGGTTTTCTGGTTATCGTTCCCAAAATGTATACAAACACACACAAG  
TGATTAGTTCTCAAGCAAACATTCTGAAACTAACCCAGGGAAGGAGCTATGTGGTGGGCTAGAGCCCGC  
ACTATCATAGGAGGTGCAGGGTTCGAGTCTTGTAAAGGGGTAGGTGTGAAATCCATTGATCCTCCTT  
AATAAGATTTTTAAAGAAAAGAAAAAATATGTGGTCTCTTAGGGTGAGGTACCCCTCGTAATT  
ACAAAAAGAACATATCATTATGCGATATATCTGAAACTAAATCTGACCTACATTCCTGCAAAAG  
TAATTTTCTCGTGTCTGGATATTCTTTTTGTTTTGAAACCGAAATGACACCAAGTCAAAGTCCTTTTG  
CTTCTATGATTTTTTAGTCTCCAAGCTAGGTACAACAAGAATTAACACAGAGACGGTGAAAAATTTTGA  
ATACTCAATCGAACATGTATTTATATTAATACTGATGAATTTAACTGCTGCAGTTATTACAAGCGATAC  
GGGTAGCGGAGAAAGAATCCAAGCCTCCGCTAGAGAATATGTTTACAGATGTGTATGAAAGTGTACCT  
ATGAATCTACGCGAACAAAGAGGAGTCATTGAGAGAACTATGAAAAGATATCCACAAGACTACCCTAA  
GGATGTCCCTTTGTAGATGGTATATAACAAAATTTATAAAAAATGGGGTTGTAATGGCATCTTTGTGGA  
GACAAAATGCGAACTGTAAATGTTAATGTGAGTAATTTTCTCTTTTGTGTTGACTAGCTTCTTGT  
GCAGTTTTGGAAGGTTCCCTTACGGGGTGTGTTGATTATTTTATGTTTGTGATGGTAGAATTTAAAAGA  
GAATAATTCGCTTTCAGCTGATGCTGCAAAAAAGATTCATTCAGCTTGAAACTTTCAACTTTTTTTCAG  
CAAGAAACCAAAAAATAGATGAATTTGTCAACAAAATAAGGTACTCTTAGGGACCGGATAAATTTTAG  
GGGTCTGAACTCTGAAGCAAAGTTGTCCCAAAACAATACAAAATTTGAAAAAGAAGATATGGAGATA  
AAATACTGGTGGCACAGGAAACACCGATACAATAGATTTGAGTAAACAATAGATGACCTTGTAACCTG  
TTAGTCGTATACGCAAAGCAAATTAATAATTTTTTGTGAGTTACCAATAGATGACCTTGTTTACATACGC  
AAAGCAAATTAAGATATCGGAAATCCCTTTGTTTGAATGTTGACATAACAATGCATGTGGCATAAGG  
AACACCGTTACAACAAGTTAAGTAGTACTGTAGTAGTATATTTTATCTTATTAGTCCACTATGCAAA  
AACACATCAGTAATCCAGAAATTCATTCGTCACAAAGCGTGTCCATATGATGTTTAGTTCGAAGCATA  
AGTGTCCATATGATGTTGGACTAAAGTGTGTTAGATCGACATTTCTTAGTCGGATGAGAAAATTTTTTT  
GTGGGGCTGGAGTTCCCTGAGAGACGAGGCAAAGGAGTATAATCAACTTACCAACTGTCGTGGTTAGT  
TTACAAGTACTCAGGCCTTGTTCGGTGTGGCCGGTAGTAAGAGTTCACGAGGGGTTATGCTTAGACA  
ACAAAATACCATTTCAATCCCATTTCCATCGACTGGTCCCAACTCCTTAACTGGCGAGGGGATGTCCG  
CACCCCTCGTCCGGACCGATATCAACTCCACAGCAGGCGATCCGGGCTGTCAACCATGGGTAACGC  
GTCACCCCGGATCTTGAAGGGCCGGACCGTGTCTAGGCCGGCCGGAGAAGCTTGTGAGCACACTTC  
CCCAATTAATGTTGCTGCT

## Appendix C

Genomic DNA sequences of 51 genes identified within the assembled *Primula vulgaris* sequence. All sequences include 500bp at both 5' and 3' ends of gene.

Exons are shown in red. Orientation of genes within the assembled sequence is also shown.

### PvG1 (+/+)

```
ATTACACATCGATACATGCACTCATAACGTAACCAACCTAAAAGATCCACACTTCTTACAACCTCCTCTC
GACGAAAAAGTATGAACGGTAGTAACCTCTGCCAAGATACACTTGATCTTTGCTATTAATTGTCAGGC
GTCGTACGTGTCAAGAGCGGAAGCTCTTTGTCATTTAAAGAAGATCCCCTGTTGTGACTAGTGATCT
AGTTTGGTGTGGAAAAATATAGTAAAACCTTTTATAAATTAATAATGTTGGTAGCATGAATATTTATTA
TTTAGAAAGATATTAATTAATCGATCAATTAATAATTATTAATTTAAAGAGGTTTTTATTTATTTCAATA
AATATACTTGTTTCATAACATAAAATTAACCTTATTATAATTATTAATAATATTCGCTAAAATTTATAGTA
AAGTCAAATACACTAATTCATCTAACCGTATATAAAATTTTGTACATATTAACCGTTTTAGCAAACCTA
AAAATAGACATTGAATATCATTGAATGAAGCAGTACAACCTATTATTTAATCACATATAGAGCTTTTTT
ATCAATACCATATATTTTTAAGGCAATAAGAAAAGTTAGAGATAAACTCCAAGTATATTTAAATTTTTA
AGAAAAGACAAACGAATATAGAGTTATATTTCACTAAATCGTTCTACTAATATTAGTCATTAAAAATA
ATTATTAATTTATGTTTTCGTTGGAACCAATACTTATATAAGCATTTTTCAAAAATTTATTTATTTTA
TTAATTTATCGAAATTGATGAATTTTTACGGTAGTTCGAGTCGGGACCGAAAAAATATTAATTTAAA
AAGTTTATTAATTTAGTGAGTAATAATTTATAGAGTTCTGTATTAATGTAGATTTAAGTCTCATCAA
TTGGATTTATAATAGAACATGATGACTGTTTACAATAGTTCGCTACAGAAATAATGTTGGGGGATTT
ATAAACTGTTAAATAATGATACAGTCCATTCTTTGGCTACCACATGTTATGTCTCCGTTACAAAAAA
AATACTCAAATAGCGACGGGATTAGTGACGGTATTTTTTTTTTTTACGAGCTTATTAGCGACGGTTTTTG
TGACGGTTTTTGACAGTTTAGTCAATTTGCGACAGATTTGTGACAACCTTTTTAAATTTGGTGACAGGC
TTGTGACATTTTTTAACTCTCATTAAATCAAACATTATTTTGTAGTGCTCGTTAACTATAAATGCCTC
CCATGTTGCTGCAAGTGCCTTAAAAACGTTGCCAAGTCAGTCAGTCAGTCCACAAAAGAGCAAACCA
TCAATGTAACCTGTTCCGTCAAATCGCAAGCTGAACCTATCACTATAAAAAAATTTTTGATTTAATAAG
AGTCAAAGCTGTCAACAAGCTGTTGCTAATTTAAAAAGTTGTCAAAAATCTGTGCAAAATTTGACTAA
ACTGTCAAAAACCGTCAAAAACCGTCCGTAATAAACTCGTAACAAAAAATATCATCACTAATCCC
GTCGATATTTGAGTATTTTTTTGTAGTGATACTTGTTCGCTAGTAAATTTTGCCTGTTTTCCATA
TCCAACCTTCAATCAACAATTTATCGAAACATGCAGCCACGTTATTGACCAATCACTAGCCAAAGCCTG
CTTCTGGACACGACTCGTTTTCAACATTTACTTGGCCAAATTTCTGTGCGACGTTTTTGACCAATACTAG
CCAAAATCCAACACTACGAATTAAGGTTCTAACAGTAATCAATTTAACGATCTCATTATCCTTAAGGGCA
ACCCAACCGGTTATAGCATGTCTACTATATATATTTGTATCTTGAACCTTTGCTTAAATACCAGTTTCA
AACTAACCCGAATAGTTACTATGGAGGCGTTTTTCCATAGACTAAACATTTCTCAGTTTCAATAATAG
ATGGTAGGAGTTTATGTAGCTTCATAAAAATGCAGTACTACTGCATTTGTTAGTACTCCATCCGTTCC
CAATTAATTTGTCCATTACGAAACTACGTACAATTTTAAACCGCCAATAGCTTATGTCAAATTTGTCCG
AATAAAAAATTTCAAAATTTAATCATATGGTTAAACATTAATTTATATGATTTAGTTTTAAAAATTTT
CATTTTCGACAATTTTGATACATGTTATAAGCCGATCAAAAATTAACGTAATTTTCGTAAAGTACAATTA
ATCGGGAACGGAGAGAGTATTAATTAAGTAGATGTATACAATAATTTGTTTACTTGTAAATTAATTAC
AGCTTTATAAAGTTGAAGTTTATGGATAACCAACTATCATTAATTTGTCTTTTATACAGCGAAACAGGTG
AATTAATATGACATGAATTAGGGGCTGCAAAATGAGTTGAGCCGATCTTATCTGTGCTCAAGCATGACT
TGTTTTACTAAACAAACCTTAAAATACTATTCAAACCTCGGCTCGTTTAGAGACGAGTTGTTTCGTGAGTC
TTTTCTCAACATGGCAAATTTAATATCGTTTTTACTTAAAAAATATTTTTTACTTAGCTAAAAATAAT
GTTAAAAATAAGAAATAATAAATAAATTTAGTTTATGATTTTATGTTTTAATTTAGACTTAGTTTTTAA
AAAATAAACTTACTACATAAATTTGAAGAGTATATTTGATCGACCATCAACATTTATATTAGATAAAGT
TTACATGTATAAGAAGTAAAATATGTGAAAATTTTATATTTAAAAATGATTAACCGAGTTTTTCAAACGA
GCCGAACATGTTTCACGAGCCTTATTAGTATGTTTTAACCTCGGCTCATTAGTAATAAACGAACATGAAC
CGAGTTTTTTAACGAGGTAAAAACAGACACGTTTCAATTAACGACTCGGTTTTAATGGCAGGCTAGTCAAAA
```

TATATAGACGAGCGAGTAGGACTTTTGCTTTCCCTTAACATTTTTTTATATCTTAGTGCCTATATTTTT  
GACCCAAATTATTTACAATTGTCACCAATATTTAAGAATCTATATTTTAAAACAAAAAGTACAAAA  
AAATTCCTTCTTCTGTGTACCAAGTCTAACTTTGTAAATCTAAATTTTGTACTTGAATTTGTCATCG  
ATCAATTATTTGTAATTGTTTCCTTCTTTGATGTAACATTTTTTTTTTCGTACTCTACTGTTTAAAGTCGA  
TGGCTTATAATGGTAGGTTTGTGTTTGCATATGAACACGTTTCAACGTGTATATTAACAAAAACAATT  
GCACCTTAATACGTGTTTCATTATGCCAACGTAGTCCGAATTTACTTGTAGCAGAAAATGTAGACAAT  
ATGTTTGATCAAATACTTATTTAAATAGTTTATTCTCAATTAATAATATATTTTTTTAATTAACAAAA  
CTTTATTAATATAAAAATGTCACGTAACCCAGTTTACATCAACAAAATTAACAAAAATTAACAAGCTAAG  
ACATCCAATCGTAACAACACTACTCTATCCGTCCCGAAAATATTGTGGCTCTATGTATATACGTGCAAAAT  
TGACCCGACAAATATCTCGTGTTTAAATTTGTTGAAATATAAAATTTTAAAAATGTGTTTCATATAGTTTAA  
CATTTAAACTATATGATTAACCTTTTGAIAAAAAATCGATTTTCGACAATTTAGATAAAGCTCCAATATAT  
TGGGACGGAGAGAGTATTTTACAAAACCGACATAACGATTAATATAAAAACAATACACGACTAACCCAAA  
CATAAGATACAAAACATACAGCACGGGAAACTATTATCATTGATACTGAGATCTTTTAGTACGCGGGAT  
TTTTTTTCAAATACTTTACTTTTCGGTGTACCCGATTCCCTTGATGTTTCCCTTAATAATCTCAGCTTTTCA  
TAAATCCAAATATCGCATAAAAATCTGAAACTCAAAGTACACAAGGTTAGTATTAAAAAACACATTT  
TTGCATCCGGATTTCGTACGTGCAAAAAGGGAAAATAAAATCAAACCAAAAAAATATGTAAAAAGCTGCA  
AGTAAGACCGTCCAAATTTAAACAAAATTTATACAATTAGTCAAAAATAAATCAGCATTTTATAAGTC  
GAAAACCTAGTTTACATGACAACACTACATTATATAAATTAGCATAATCAGTAGTAGGAGATTCAGAAAATA  
GCATAGTATATTTCCACATGTACACATGTACTTATCTGACATTTTCCAAACTCTTACCTCCTAATATTT  
CCACTGCATATGACGCTCTTTTTTTTACAAGAAAAAATATACAGTATATTTTTTGGTCCAAGTAAA

**PvG2 (+/+)**

GCCAAAGACTTTAGGCCATGTTGACTACACATAATTGCAGTGAAAAACTGAATGCAGTACAATATGGA  
ATCGGATGGAAGTTGGAACGGATGGCTCTATACCTGTTTATTTCGTTATTTGTCATTAACAATTGCTGA  
GTATCAAATTGTAATCCCCATTAAAAATTTGTTGTCATTTTATCTAAGGTCTTTATCAATTTCCCCATT  
AGGGTTTAGGGGAATGATTTTGAACCGGAATATTCCAAATTTATATTTGCCACTTCCATGCTTTTGCTTA  
CTCTAGTATTTGTGTAGTCACTTCTAGAATGAAATCGGATGTGGTTGTGATCACTTCCCTATGCATCTC  
ATTATCTAAGTAAAGCTTACACTCACGCAAGATTTACAAAGAAAATCTGACCCATGGATGTGGGAGCA  
TTTGCGCCACAATCCTGTACTTACTTATTTTTGAAGGAAAAAATAACATGATAGCTCTTCATATGCA  
TCCAACCTGTAAGGGTTTTGGGTAGAAAATTAATATTTTCTCCGGTTTTATTTTTCTTGACGCCAGTCCG  
AGGGTTCTATGCAACAGGAGTGAAGAGGATGAGTGAAGGGGACCTGCACGAACATATGTATAACTTGA  
ACAGGATGAGATTTTCGGAAGCTAACCAATGATCTAGTGTCTTCACTGTGTTTCAGCATTTGTGTTTCT  
GTACCCGTGGTCATATTTCCAGCAAAAAGAAAATCTGCTCGGTTAAGTTTCTTTTCCCTCTGCTACTCCCT  
TTTTTTTTGTTTACATTAATAGATCTAGAACACTTTGGTTAAGTTTCATATTTCTTTTTGGCTCTAAGTT  
TGCACAAATGAAAAGCCAAAAAGCTCTAGAAAAACTCCTAAAAGAAAATTAAGAATACGTGTTTCA  
CCTTTTGTATTTTAAAATTTAATTAGGGTTGTTATTTGCATTGAGCTTTTTTCAAGTTTTTTCTGTG  
TTGATTTTTTTAATTGATATATTAATTCTATTATTGTGAGATTTCTTAAAAATAGGTATATGGGTTCCGAG  
GTACTTTTGTAGAATTTATGTTTCATGACTGATCTCTTGCAGAATTTCTTTTGTGTTTGTGTGCAGATA  
ATTTTACTTCGATAGTACTTTTACTAATTTGAACACATAAAGGTTTAAAGAGTCAAAAAATATACTATG  
GAGATTTTTTTTTGCTATGATTGCTTAAAATTTAAAATCCAATAAGTCACCTTTCAAGAGTGAATATTT  
CTTTATGGTTCAACTCAGAATATGTTGGTTAAATGGAGTT

**PvG3 (+/-)**

TAGCATTCGTAATATGGGTTTACAAAATTTAATCATCAATCTCCCAACAAAATGCCATTATAAATTAGT  
AACATCTCTTTATACTTGTGCTTAATTTCTCTCTGTAAAAATCATTTGTGTCTGGCCTAGAGTCAACTG  
AATTTAATTTTTTGCACAAAAGTACAAGACGTAACCTCGGCAAGCTTGTAGGGTTGGTTTTTTAATT  
TTTACTATGTTTTACTCAAGAATGAAATCGGCAAAATGGACTGAACTGCAAAAAGAAACAGAACTTCTCC  
TAAGCAACAATAAGCAAAATTCACTAGAAATAATCCAAAACGTTACATATTTATTTAAAAATCCAAGA  
ATCTAGTCTAGTAGACACAGTACACAAAACCACGCCATGATCCAATCATCAACCAACAATAGAAAAT  
CTTGAACAAACAATGATATGCTTCCCGTATCCACTTCTTTTTTTGTGAAAATAATAATGATTAATCTTG  
CCTTTTTCAGCTGCCACAGTGTTTAGCAGGACCAGGATGAGGATCTCTTGATCACAGGCTTCATTAGCT  
TGTCTTCTTCAAGGGATATCATTCCCAATGTGAAGGGTCTTCTAACATCATCTTTGAGACGAGATAC  
CCTGCAACTGACCAGTCTGATATTTTCTCGCTTGTGTTGCCAATATATCTCCCGAGCTTACCATCATA  
GTATTCGGGCCAGCTGTCTTTCAAAGACGACTTTCCGCAAGATCAATTTGCTTTTTCTTGCAATTTGGG  
GCCGTCCAGTTTTAATGCAAGCAGCCGTTAACAGCCATAGAAGAACTGAATTTTCATATATTTGAAAATA  
AAATTTGTTATTAGGAAAAAGAAAAAATACTACTTTACAGCATGAACAGAATATATTTCCAAAACACC  
CAAATATTGCAGTTGCAATCTTGTAATTAGGCAAGTTTATGAGTGAATAAATGGGAACCATAACTTT  
GCAAGATAAATCCAAGTAGAGTTTTTGGACATATATCCTTTTCATAAGCACTTGCAATGGACACACGGT  
CAGACATTAACCTGAGACTCCTATTATTTTTGCTTAGTTTCGTACCCGAAACGTATGCACGGTCTAGTTA  
TTATTTCTACATAAAGAGTTTTGTTTCATCTCTATATGACAAGTACTGACTACTGAGAAATGAGACTCTT

GCCACATAAAACAACATCGACATAATTATGAGGAAAAACCGAAAACTTACAGGCGAGAAAAACACGG  
ATCAATTTTGCAAAATTGTTCTCACATCCTCTAATTAATAAACCCTAAATGTTAACTGTACAGAATA  
ATGGCAATATGACAAACATCAGCTGATTAAAATAAATAACATAAAAATAAAAATAAAACATTAACCTGTGC  
AGATTTTATCTGTCTTTTTTCAGAAACCAAAACCAAAACCTCATCTCCCCAGCGTGACCCCTTCTGCT  
CTTCTAAGGAAAAAGTAACTTGAATGAACAGTAATCAACTTACAAAAGTGAACAGTGAAGGAAATACA  
GCCAATGATAACACCTTTGAAAAGATGGAAAAGTCACTTTAGAAAAGAAAAATTAATTAATAAATAAGA  
ATATCTGTGCAATGTCATTATTAGGCTACTGTTATTTGTTAAAACCAACCAAGTGATTTTCGAGAATT  
ATACAGAAGCGTTCCTTCAAAACATTTCAATAAAAAGCAAATGATAATTTTTTTGATTAACCTGAACAT  
ATTGATAGTAATAGAGTCTCTGAGTCTACACAATCAATTTTCCCTTCTCACCTAAAAGCTAAATCCTG  
AATTGAATACTTGTACTCTTCTCTCAAGCAAAAAACAAATGAACCTTTTACATACATTTTAT  
AGGGCTGGGTTTCGGTTCGGTTCGGTTCGGTTCGGTTCGGTTCGGTTCGGTTCGGTTCGGTTCGGTTCGG  
TTTTTTCATGTTTTAATTAATAAATAAATACATTTTGTGTTATATTTTGAAACATGTCCATTTATAGA  
TTTAGCTAGTACATTATTATGTTTATTTTGGTAATCTATTTATGGCGAATCTCCTAATTTAGATATGT  
AAAAATGGTTTTTAAAAAAAAGTTATCAATTTGGTATCTTTTATATCATTTCTGTTGTAGGATATTAT  
AGACTATTGGGCCTTACTCATAGTGGGCCTATCTTGGGCTTTCCTAGCATATGTAACCTACCTTCTA  
TTATATAAAGAGGGTTAGGGGGTCTATTGATGTAACCTCTCTACACTTATCAATGAATAAAAAGACGAC  
TCCTTTATCTCTCTATACTTGTATCTCCATATCTATATATCTAGCTAATATGTCACACAACACGTTAT  
CGGCACGATGCTCGCGAAGAATAGGATATACGCTCAAGGATATTGGAGATTTTGGTAAACAGATGGA  
TATTGGGTATTTATAAACCTTGAGGTTTATCCGGATTTTNNNNNNNNNNNNNNNNNNNNNNNNNNNN  
NNNNNNNNNNNNNNNNNNNNNTAGAAAAATGAGTAAAATGATGTAGTAAAATGATAAAAAGATAACTT  
ATTTATGAGTATTTTTTAGTCAACTTGTTTTTTGACAAGGTTTAAATAAGGTGAAATATTGCATTTAA  
TAATGAAAAGTTAGTATCACAATTATTTAGATAGCTACAATTTATAATAAAAATCTTCTTTCATATCGT  
ACATATGGGGGTTCTGAAACTGTTATAACTTATAATTTATGCAAAACATTAGTTTCAAAATGCTAATTTGT  
AAAATGTTAATTAAGTATTTTATAGTATTTAAAATTTGAGACAGTTATAAATTTATGATTAATTTAAA  
TGTTAACTAATTAATAATACATAACAAAACATAATAATTTGGCTATGTGCAACTCAAATTTTCAGCCC  
TCAATTTGATTTTTTTCGGGTTTTTTTTTGGTTTTTTCGGGTTTTTCGGGTTTTTTCGGTTTTGGTTTTATA  
GTAAACTGAAACCGAACCAGATGTGTTGATTTTGGTTTTCAATTTTTTTCGGTTCGTCCGGTTCT  
GGTTTTTCGGTTTTTTCGGTTCGGTTCGGTTCGGTTTTTTCAGTTTTTGGCCAGCCCTACATTTTATCATA  
TAAGAAATTAGATTCTTATCAATTTATCAACCGGTCTGATGACTGAGAATAAAGTAAACTTACCCCAT  
ACTCAAACCGGAAAACATACCAGAAGCAACACAAACTGTGACCAAGCAGCATATAAAAATATCAAGAT  
GTAAAGAAGAAAAATGACAAGATAGCAGTAATTTACCTGGCCATGATCCTCCATTATGGTAACTCCA  
TCTAGTATTTCTTTGGGTACAACCAGTTACAATTTCTCCATTCATGGCTTTCTATGGCAGGATAAGCTA  
TCTTCAAAGGCATCTCTCCACTAATTTCTCCATCTTTCTCAATAAGATCCATAATAGCCACACTT  
TGCTCAGGTGTAGCCAAAGAAGATAATATTGCGACACAATTAACCAAAGCAAACCAACGAAAATCCAT  
CCTCGCAGGGCTAACGTTACCAGATAAAGTACCACACGTTGTCGGCATAAAGTCGAAAACCACTCAG  
GAATGGAATCTGGAATGACGTTAACTTGTTCACGGCAGTATGGGAATATTCTTCGGTTTTGTATCTA  
TATATATCGTTTAGCTGTTGAAAGTCAAGCCAGAAATAGCCACGCATGTGGTAAGTCAAGGCGTGTAA  
ACGTTTCACTATTCTTTCTTAAATTTCTTCCCTCAGCGTCATGTCTCAGCATCGACTGAGCAGATC  
TTAGCGCCATGAAGAAAAGCGCTTGTATCTCGATAGGATAACCATAAATTTCCCTGAAAATTTGAAGCA  
TGCGACAATTAGTATTTGCCAATCAACAGTTATAATAAGGATCGAATAAAAACATAACCAACTATAAGCT  
TAAGTATATTACCATTCTTCGATCAATCATAGAGCATCCATCAGCACAAAGCAGCGTTGGAAAAGTAT  
CGAATCCCTCTGATAAACAAGGTTAAGTATAAGCCTCATCCCTTTCTGACACTCCGGTGTTCAGAT  
AAGGTCAAATCTCCTGTGGATTTAGTATACGCCCTTAGTAAAATAATCCACCAAAATCCAGAGTCAAC  
TGGAGCAACTCGTCCAATTGCACTTTACCAAAAATCTGCTATTATAGTGTCCGTTTTACGATTAGGAT  
CATGAAGAACCTTGAACACTAGCTGGCATTGCCCTTCTCCAAGTTTGAATCTATCGATTCTCTTTTCC  
CACCTTGGAGCTGTAGTGTTTTTTAGAAGGAAGTTTTTCACTATATCGGGCTCTCCATTCATCAGAAA  
AGCCAGTGCCTAGGCACAAAATCTCGCACAAAACCTACATAACAACAACAAAACAATCAGAAGTTA  
AACTTTCATTAGCACACAGCATAGGAGAAGTCTAGCACAAATATATTTTCAATTTTGGCCTAATTTTGTAA  
TGTTATAAATTAACAATAAATGCTACCTTTTAGAAAACATATGATTTTAAAGTGGGAAAAATAAGTTTC  
ATTCTTTTTCATATTATAGAAGTGAATGTGCCTCTGTTCTAGTTGACTAGACAGTTAATTTCCAAA  
TTAACAGCAACGAATAACAACCTCTAGACCACACTAGGCTTATTAATCCAACCTAACGAAAACAAAACA  
AGTCAACTTTAATTAATAAATACTGGACTAGATAATGATTTCAAGTAGTATCACAAATCTAAAATTAAG  
AAAGTTTTGAGCTAATGTTAGAAAACAGTGTATGGACACAAAACCTCGCACGAACATCAAGACAGC  
ATACGA

**PvG4 (+/-)**

AAGAGCTACACGTTTTTAGCAGTTTTGAAATCATTTTTGTTTTTGTACTTTACAGCTGCCAAAAAAT  
ATGCCCTTTGCATTTGTTGAAAATGGAAAAGCAGTTCATTTTTTTTTTTTATCCCTCCCGGATGTAA  
GCTGCAAACTTTCGACAGACGACATGATTTGAACTCTGGCGATGAGCGTGATACTTAACAAATCTCA  
TAAAGAGATCAATATAATGAACACGAAAACATATCAAACTCCATTTGCTGAGAAAAGAAAACCTCCAAT

GGACAAAACGGAAAAGATATTTTTCTTATAAATGTGTTCACTATTTCTGAGAATGAGATGGACGTATTT  
ATACTGTTTTCATCTCATTCTGTTATAACAGAACTTTCTTTACAAATAGGTTTCATGCTATTACATAAG  
TATCACAACTAACTTTTCATACTAGTCTATCAATATTGAAACATTACAGATGAAAAACAAAACATACA  
TATGAAATGTAATACACCCCTCAAGATGGCAATGATGGACTGAAGGACATCACTCCCATCTTGGACA  
ACAAAGAAGAAAAGAGTTTTAAACCGCAAAGACTTGGTGAATAAGTCAGCTAGCTGATGATCTGTATAA  
ATATGAAGCAAATGCAGAACACCACTTGGGATCTTTTTCTCTGATAAATGGATGTCTATTCCAATATGT  
TTTGTCTCTCATGGTGAAGTGGATTAGCAGCAAGTGCAAGAGCAGACTTGGCTATCACTGAAGAGTAC  
CACATGTTGAGAAAGACATACACCCAAGTCCAACAATAATTGCTTCAGCCAAACAATTTCACAACTTG  
TTATTGCCATAGCCCTGTAAGTCAAGTCTGCTTAACTGCGAGAGACTATGTTTTGCTTTTTACTCTTC  
CAAGAACTAAAGCATCACCCAGAAATAAGCAATACCCAGTCACTGATCTTCTTGTGTCAACACAAC  
TGCCAGTCACTATCACATAAATCCTTTCAAATAAATAAGTCAAGTCAAGTCAAGTCAAGTCAAGTCAAGT  
TAGGAGAATTTTTAAGGTACTTAAGAACCCTCATAGCAGCAGTATAATGTTCTTCAGTTGGAGCACTG  
AGAACTAGCTTAAAGTGTAAACAGAAAACTAATATCAGGTCAAGTTATTGTCAGATAAATCAATCT  
CCCAATGAGCTTCCATAAATTGTAATATCAGCAATAAGTACACCCCTCTTGTTTAGAGAGTTTTAAGAT  
TTGTCTCCATAGGAAAAGTAAACAGCTTTAGAAGCTAGAATGCATGTATCTTCAAGGAGATCTAGCACA  
TATTTTCTTTGGTTTTAAAAGATGCCACTATTATTCTAGTTACCTCTATACCCAAGAAAATATTTCAA  
TGACCCAAGTCTTTAATATGAAAAGTTGTATTAGAAAAGGCTTTTACTTTATCAATAAGCAATTTATC  
TGAGCTTCATAGGATGATATCATCAACATAGACCAGTAAGACCAGAAAACCTTGTCTCAATAGTTAATG  
TAAATAGAGAAGAATAGCATGAGACTTAACAAAACCAAATTAATAAGAGCTGTAGATAGCTCGCTAA  
ACCATTGTCTACTGGCCTGTTTTAAACCATATAGTGACTTATGTAGTTTGCATACCTGAGAGCTATTT  
GATTGTACATAGCCTGGAGGTGGTAGCATGTATACCTCTTCTTATAGCTCACCATGCAAAAAGGCATT  
ATTCACATCCAAGTACTAGAAAACAGTGTTTTGGATGCAGCTATAGCAAGTAAGCATCTCACACTTG  
TCAATTTTGAAGTGGACTGAAAAGTCTTTCAAAATCCACCCCTTACATTTGTGTATACCGTTTAGCC  
ACAAGCCTAGTCTTATATCTTTCAAGGGAACCATCAGATTTGAGTTTAACTTTATACACCCATTTGCA  
CCCAATAACATTTTTTCTAGAGGCAAATCAACCAAAGACCAGATTTTGTGTGACTCTAAACCCTTAA  
TTTCTAAGTCCATGGCATTATCCATTGTGGACACCTAGAAGCAATTTTAAAAGACCTTGGTTCTTGT  
ATAGATGATACAGCCATACAATAAGTCTTATGGCCAAAGAGAGGATGGAATAAGAAACATGATTTCT  
AATATCATGCTCAACCTTTTTGGCACTAGAGTAAACAATAAGAAATCTTTTAGATGACCTGGTACAACCT  
TAAGTCGTTCTGATTTCTCATAACAGGTGTGTTAACTACTATGTCATTTCTCTGTACTGCCACT  
GGAGAGACAATTTCTTTAGGTAGCAAATAAGGGAAAATTTCTTCATAGAAAATTACATCTCTAGATAT  
AAAATAACTTTTGTGTTGAAGATCCATCAATCTATAACCTTTTTTGGCAAATTCATACCCCAAGAAA  
CATTCTTTCTGGACCTAGAATCAAACCTTAAGCCTATCTCTTGTAAAGTAGTGGCATAGCATAAACAG  
CCAAAATATCTTAACTGAAAGTAAGCAGGTTCTTTATTAACAAAACCTTGGTGTGCAGACACCCCTTT  
GAGTATTGTAAGTAATCTATTAATAATGTAAGTTGCTGTGTCATGACACAATCTCCCAGAAATTA  
TAGGCAAACCTGATTGAAATCTCAAACCTTTCGAACATTGAGCAAATGTTGGTGTTTTTCTTTCCACT  
CTGCCATTTTGTGTTGTTTCTACACAACCTAGTCTGGTGTATGATGCATTTACCATTATAAAAAC  
CACAAAATCAAACCTTAGACCATTATCAGTCTTACCCTTGTGATCTTTTGTGAACTGAGTAGAAA  
CCATCTCATAAAAAGTCTCTATTAGAGTCTGGTTTCAGATTTATCTTCATTAATAACCCCAAGTA  
ACTCTAGAATGATCATCAACTATAGTCAAGAAAATAAGAAATAGCCACCATTTGTGTTTTACAGTAAGG  
TCCCCAATGTCAAATCTACTAAATCGAAAAGAAAGTTTTCTCTTGACATACCATCAGGAAATGACA  
ATCTCGTTTTGTCTAGAAAACCTGACATATATCACAAGGTCCAGGTAAAAGAAATTCCTCTTCAAATCATCT  
ATCTTATTTGCTAATATGGCTAGATTATGATTGGAAGCATGTCCTAATCTACTATGCCATTTATTGTA  
TGTATACTGCACAAAAAATAAAGTGGTGTGACCTTCTTCTTGGTTTAGCACCTTCACATTTCTTCA  
AGAAATATAACCCCTTTATGTTGTTGAGCCATCCAATCGTTCCTCAAGAACTTGGTCTCGATCAAG  
CACTGTGTTGCATTAAGATTAAGCAACATTTTGAAGTCTATACTAAGCTTGGCTGCTGAGATCAAAT  
GTACCCAAAACAAAGAACACAGAGTATATTTCCAGTACTAAACCATTATCAAACACCCTGTACCAA  
CATGAGTAACTTTGGTTATATGACCATTTGGTAGAGAGGCTCAGAATTAATCTTCTTAAACATTA  
GTTAGATTAGATAAAGAATGAACCATGTGCTCATTGGCACCAGAATCAACCAACCACATCATCTCACT  
GTTCTTGTCACTTATACTAGTAATAACATTAAGTGCAAAAAATTCAGAGAAAGAGTTTAGAGAATTAC  
CAAAGATGCCAGTATAGCTCATATGAGCTAGATTTGTTGTCCCATTTACACTTTGATTATCTTGAATA  
CTTTGTGCCTTCAACATTTTGCACAAATTTTGGTACTAATCTTGAAGTAAATAGAGCAAGAACCAGAATC  
ATTATTTCTTGTGATTGAAGGACTTAGTAGTGTGATTAACAATTTGGAGGCTTGAATTTGCACTAGTTT  
GTGCAATAAAAATACCATTTCTTGGTTTAAAACCTGGTGGATAACCATGTAGCTTTCAACATTTATCC  
TTTGTATGCCCTTTCCCCACATTAACACATTTTGAATAGGCTTTTGAAGTATTTGAGTTGCT  
ATATCCAAAATTAGGTCCAAAATTAGGTCCAAAATTAGGTCCAAAATTAGGTCCAAAATTAGGTCTAT  
TAGCTGTATAGCTACTCTTCTGTGAGAGACCTGGGCATGTAAGCAACATCTCTCTGTTTTTCTTCA  
CCCTTAACCAACTGATATACTTCAATGATGTTGGGTACAAGTTTCATCATTAATAATGTCATCTTAC  
ACCACTATAAATCTCATTCAATCCAATGAGAAAAATCATTCTTAGCAATTTATGCTCCCTTTTAAATA  
TTCTTTCAACAAATGAACAACAGCAAGTGTGAGAACACCACAAGTACATCTAAAAATAGGGCAAGCC  
AAAGTCAAATCATTCCATATAGTTTCCAGCTTGATAAAGAATTCAGTAACCGTTTTATCCTCTTGT  
TAGATTGTACAAAGAGCTTTGCAATTCATATACCCTAGCTTCATTTCTTGGACAACATTTTTGTGCTG

TGTATCAGTATATAAAATGGATTGTCTCTATCTCTGCATTTACTGAATTTATAATCCAAGATTGCACAA  
CCAGGTTGCACCTAATCCAGGCCTGATATAGGCTTTCAGTAATAGGTGGCAGGGGATAATACAATTA  
ACAAAACCTCAGCTTAAATCTAGCACCTAGGGTTATTTCCATAGCTCTTCTCCAGGTGTGATAATTGTT  
CCTATTTAATAATGGATTAACCAGAGAACCCTATTTGTATTACCAGCCCAATATAAAATGGCATT  
CAGTCAAATCAACCAATAAATAGTTTCAAGATATTTCCATTATTATGTTGATTGTGAGCATCACTACCA  
TTATTTTGGCCATTTTCTTCTTTATTATTACCATAATTATAAGAACGCGTTTGTATCACCATTGCATA  
AAATATCAATCAATCAAGATATACCATTTTCTTATCTCGATAAAAGAAAACCCCAAAAAACGAGGAT  
ATATTCACAATAGAACCCTAATTTTTCGATCGAATAAAACCTAAAGTGTATTCAAAAACCCAGTTTA  
ATCAACTAAGGTAAAATTTATCAAGAAAACATAATAGAGATCACCTTCTTTATGCGGAAACGAAGGTT  
TGCTCTGATACCATAATAAATCTCATAAAGAGATCAATATAATGAATACGAAACATATCAAAAACCTCA  
TTGCTGAGAAAAGAAAACCTCCCAATTGGGCTAAACGGAAAAGATATATTTCTTATAAATGTGTTAACTGT  
TTCTGAGAATGAGATGGACGTATTTATACTGTTTCATCTCATTTCTGTTATAACAGAAAACCTTTCTTTAC  
AAATAGGTTTATACTATTACATAAAGTATCACAACTAACTTTTATACTAGTCTATCAATATTGAAACA  
TTACAGATGAAAAACAAA

**PvG5 (+/+)**

GCGATCTCTTCCCTTAGATTACGTTTTTCGTTGATTTCTACGCCCTGGTGTGGACACTGCAAGCGTCT  
CTCTCCCGAGGTCCCATCTCTCTCTCTCTCTATATATATATATATATATATATATATATATATATAT  
ATGTATGTATGTATGTGTGTGTTTATATATGTATTGGTTTCTGCTAATTATGATTGATTATTTTACTA  
TGAATGATTTACTTTTTAGCTTGTACTAGTTGAACTAACAAACCTATTTAAGAATACATTAAATTGG  
AGTAGTATTTAGATATGTAGTTTTATGTTTATGTATATTAGAATATGTATATGTATATGTATATATAT  
GTATTGGTTTCTGTTAATTAAGATGGATTCTTTTATTATGTGTAATAGTACATCCAATCCCCTAAAA  
ACACCAAAAACGCCTTTTGTAGTAGTAAGTAAAGGGACATATTATTAACCTATAGTCTTGATCGATAACA  
ATGACAATAACAATAAAAATAAGATGAAGATCGTGATCGTGACACTCTCTCTCTCTCTCTCTCTCTCT  
ATCTTCATCATCAGATGAGCAATTTCCATTAATGGTAAGGTGTTAGAGCTCAACGACACCAATTTCCG  
AGTCTGCGATCTCATCTTTAGATTACGTTTTTGTGATTCTACGCCCTGGTGTGGACACTGCAAG  
CGTTTTCTCTTCCGAGGTCTCTCTCTCTATATATATATGTGTGTGTGTGTGTGTGTGTGTGTGTGTGT  
CTAATCAATATCTTTTACTATGTGTAATGGTCCCACCAAAAAGGCCTTTGTAGTAGGAAGCAAGGGGAC  
GTATTATTAACCTACAGGCTTGATCGATATATTATTGATGGAGGATAATTCAACTTTAACATGAATG  
GTTTAATTTTTAGCTTGTAAAGGAACCTTTTAAAGAATATATAAAAGTTGTATCTACATAGATATATATA  
TGTATATCAGTATATTTATATGTATATGTATGTATGTTAATCCAGACCGATTCTTTTATTATGAGTGA  
TTTACTTTTTCGCTTGTACTAGTTGAACTAAGGAGCTCTTTTAAAGAATACATTAAATTTGTATGTATA  
TATGTTTATGTAAATGCATATCGGTAGATGTTTTATGTATTTATTTTTATATGTATTGGTTTCTGTTA  
ATCAAAAATCTTCAAATACGTACTTACGTAATCTTCTTCCCTTCACTCTCAGACTCACTCACAATAAT  
AACAAATAAATAAAAAGAATGAAGATCCTGATTTTTACACTCTCTCTCTCTCTCTCTCTCTCTCTCTCT  
TCTTCTCTCTCAGATGAGAAGTTTGCCATTAAGTAAAGGTGTTAGAGCTAAACGGTACCAATTTT  
TGAGTCTGCGATCTCATCATTAGATTACGTTTTTGTGATTCTACGCCGTTGGTGTGGACACTACA  
AACGTCTCTCTCCCGAGGTCCCTCTCCCTCTATATATATATCTGTGTGTGTGTGTGTGTGTGTGTGT  
TCTGTGTGTGTCTGTGTATGAGGTGTGTGTGTAGATATATATATATGTGTGTGTGTGTGTGTGTGTGT  
TTATATATGTATTGGTTTCTGCTAATGATTTACTTTTTTAGCTTGTCTAGTTGAACTAAGGAACCC  
TTTTAAGATTACATATAATTGTAGTATTTAGAATTGTTACATATGTAGTATATGTGTATATTATGCAT  
ATGTATTTGTTTATATATGTATTGGTTTCTGCTAATCAAGAATATCTTTTATTTCTGTTTATAAAATG  
TTCCCCTTTAGATAGGAAGTAAGGGGACATATTAATAAACTACAGGCTTAGATCGATGTGGAATAATT  
CAAATTTACATGAATGGTTTACTTTTTAGCTTGTACTAGTTGAACTAAGGAACCTTTTAAAGAACA  
CATTTAATTGTATGTTGATATGTATATGCATATTAGAATGATTTACCTTTACCTTTTTTAAATCAAAG  
ATCGATCTTGTGTTGATCAATGATTTACCTTTTTGCTTTTTACCAGTTGAAATATATTTAGTTCCCTTA  
TAAGGGTATGTTTCAATTTGTGGTACGATTGCGCAGTAGTATAGTTATTTTTCAAAATATATATAGAAACC  
TTCTCTATATTGATTTTTCTTGTAAAATCAATTTTTTAACTTAAACTAGTTGAAATCAAGCAAAA  
TCTTATAAGGGTATGTTAATTTGTTGTTCAATTGCCAGTTTTATAGTTTCTTCTTCAAAATATAAT  
AGTTTCATACAATTTCTGATTTGATGAAGCAGCAAGAGGTGGAAAAAATCCGAATAAGACTAGATTCA  
ATTAAGTAGTAATCTGGTTCACTAGTAAGGGAGAGAAAAGAAAAAAGGCTATAAACCCATGCATATTT  
AAAATCTGAGGAAAAGTTCAATTTTTACCATTTACTTTTTGCCGAGGATAGATTTTTAACCCCTGTAAT  
ATCATTTTTACATAAAGTTTCACTCTCCCATTTAGAAATGCTGCTTACGCCACTTTTCTGTTTTATA  
TCATTAATTTTTCTCATTAGGCTATAAAATTTGTTGGTTTTTGTGACATTTTGTGCTAAAATGGGAAAAAT  
CCATACATTTTTCTCATTGATTGCGTAGGCATATAAACTATGACGAGTATTTTAAATGTTTCATGTA  
TTTTCTAGTTTTTTGTTGTAGCTTCCCCGATGGCAGAAAACCTACATATCATTAATTTTTCTCATTTAGGC  
TATAAAATTTGTTGGTTTTTGTGCTAAAATGGGAAAAATCCATACATTTTTCTCATTTTGTAT  
TGCGTAGAGCATATAAACTATGACGAGTATTTAATGTTTCATGTATTTCTTGTTTTTTTGTTGTAGC  
TTCTCGATGGCAGAAAACCTACAGGGTAATTAAGATGACATAAGTTTTGGCTGTACAAAAGTTTCGATA  
AACTGACCCACTTTTACATCAATTTTTCTCAGTAAGAATATGTAGATTTTTAATAAATTTCCCATCTTTA  
GAAAAAAGTATCCATTTTCCGTGAGTTTTGTTTATTTCTTATTATCATAAATATTAGTTTTTTTTCAAT

AATTGAATTTAGAGAAACCTCCAATAATCATTTTTGGCTTATATGATTTAATAGCCCATCTTTAGAGCA  
AAATTAACAATATCAATATTAACCTGTTTTGGTTTTGCACAAAATAAGAACTAGCTTCAGAGAGGGGAA  
AAAACACTCTTTACAATAGTAATCTATTTTCATGATATATGTGTATTCCTCAATAAAAAGATAGAAGAA  
TTACATCTTTTCGTCTCTTTCGCTACATGTCATCAGTTTTTAAAGAGCTTAGAATTACTTCTAAGCTCT  
TCATTACAACCTGTCTTTGGAATCATGATCGAATTCATAAGAACCCTTATCTTATGTAGGATAAGCTA  
ACAACCTTCCAACCTCCCAAGTATTAGAAAACCTAAAATTC TAAGAAAGTTCAGGGGAATTGAAATTTATA  
CCAATCTATATCTATATATCAATGGAATAGAAAATTTATACCAATCTCTATCTATCTATCTATCTATCT  
ATCTATCTATATAGTTATATATATTTACATAGATAGATAAAATCAAAAAGATAGAGATTGGTATAATCTA  
CAATTCCTTATATATATATGTATATATATATGTGTGTGTGTGTGTGTGTGTGTGTGTGTGTGTGTGTAT  
GTATATATATATGTATTTGAATATGTATATGTATATATTTGGTTCACCTTAGATCTAAAATGACTGATT  
ATCTCCACACACTAAAATCTAAAATACAAGTGTGCACCTGACTGTGATATCATGTATATCTGATCTGATTC  
TTTTTTGAAGTTTTTTCACGACTGTGACCTCTTAAGTCTTAGTATAGCAAATCAATGGCTAACCTGCTAG  
GATCGTTTTCAATGCCGTATCAAATTCATCACGAAATGTTGTTTTCCGTAGAAAATATTCCTCAACGGG  
ATATAACTGCGATCTTGTGATTTCATAGCGGAAAATAAAATTTTAGTAAAAACTAGGATTACGAGGATAT  
TCCAAGGGTTCTTTTCTACAAATTTGTAGTGATTTAGGCAGTTGGGTGAATTTTGACTGTTAGTTGTC  
CATGAGTACCATGATTTATAATCCAAAGTAGTGTTCACCTTTATTATCATTCATGGATTTGAGTTTTG  
ATTGGTCGAAATAGGAAAACATTGCTTAAGTGATTAATAAGTTAGATAAAATCTATAACTCTTTGACAC  
TTCCCAGCAAATCTAGGCACAGCAGACTGCAGACCATTGAATGATGATGTT CAGAATATTGAGTATAT  
GCTTTTGAACCTTGTGGTTTTTAAATTACCAGGGCATTGGACATTTTTGTGTATTTTTGTCTAATAATTA  
CTGTTACTTTGAAAATTGAAATCCATTATATTAATGAGCTAAAACAATTGGCATCATGGTTTTCAATGG  
AGAAGCAGTTGTATTACCATAGATTTCCCATCTCATTTAGTAAGCATTAATTTCTCTATATATTTTTG  
GTTTCATTAATGTCCGGCTTCGGTTTTGCCTGAAAACATTTCTTCTTAATCAATCTGAACTTGCTTTT  
GGTTTTTAATCCACGAATCCAAACTCAACCAAAGGTAAGATTGTGGATAGGAGAGGATTAAAATTCAT  
AGTGTTCAGAGTCCATGGATTTGTTGGTGTCTTAAATTTAGTCGCCTTAAACAAAATAACAATAAT  
GCCCTTCAGAGTCACTCCGAAACTGCTCATGGATTAAGGAATTTATAAATCCTAATGCAACCTAATGGT  
ACGTAAGGGAATAGACTTGAGATTCATAAGGATTTGGATATCTTCTATATTTTTAGGTAGCCGAGTT  
CAAGTTTTCTATTTCTTATAGTGCTCCTTTACCTACCTTATTTATCTTATTTGGTCCAAGTCATCAATT  
AAGCTAACTTGCATATGCATTAGTTGACTCTTATTATTCTACTTATCAAGCCAATTAACGAAAATCT  
GTACACAACCTAGAATTTTCATGAGACTGTTGTGACCATTAACTATGTCTGTGTTAAACAAGATTGCT  
CTTATTGCCAATGTAAAACCTGATGACTTGTGAGATCGAAGTGGAAATATATTTGGAACAACTTATATGA  
ATATCTTGCCGTGGCATATGCATAGAAAATCGACACTTCTGCTTTTTTGTAAACAGTCTAGCTGTTAAA  
AAGATATGATCAAATCCCTTAATATGGAATAATTGAACAGGTTATTTATTTATCAAATGGGAGAAAGAAC  
ACAATATAAAATTTAAAATATATGAGTATGAAAAAATAGAGGAAAAGAAATCACTAGCTTCAATTA  
ATAACACATTTGGTAATGATACAAAATAAAATATTTTTCTTTGTTTAAATTTGATTTTCCATGTTTTCTG  
CGAACAGTCTGCAAGACAACCTACTAGAAATAGGTTTCAAAGATGTTTTTTCTTCTAAAAAATGCTT  
ACTTTTATATGTACAACATAAAAATGGCAAGCACTGTCCGATGTGTTTTGCCCCAATAGTGTATCCTAA  
TCTGTGATGAATTTGTGTAATGACAATTTTTACTGATAATGTTTCTCCTAGAACTTTTAAATGTATTAA  
GTTACATACGATAAAAAGTACTTAACTAAAAGTCTAAAAGTCAATTAAGCATATGGCAAGTCATCCTC  
ATTGATTGTTTTGGGGTAATAAGATGGGTGAAATAGATAAGAGGTGACTATAAAGGCCGTAGGATATTT  
GAACTCCGCTTTAAACTTATAGATTTGCAATGACTGGTGTACTTTTTATAAAGGGCGAGGGATTAAATA  
AGTGGTTAATATCTTTGTATAGCCTAAAGTGGTGATTTCCCAAACCGTTCGATTGACTATTAACAGAGA  
TGACATGGATTTAGAAGGGCTGGTGTACTATTTGAGTTTGAAGGCATCTCTAATCATTCCTTTAAAT  
ATCTTAGTATCATAGAAAGTGTCTCCCCTTATGCAAGGGGCGGTCCATATGGATACAAATGGTAAA  
TTTTAACTCCAACCTTTAAAAGATTGGTTCTTGAATTCCTTCTCTACTATAGCATTTCTGTTGGATTA  
TTATTTTGTTCATATTTCAATTTGTTAAAAGTAAGAACTATTGACCTCTTTTCTGTTGTCAGTTAGA  
CAAAGCTGCTCCCATTTCTGCTGAACCTGAAGAAGCCTATAGTAATAGCTAAAAGTAAATGCTGATAAGT  
ACACTCGTCTGGCTACTAAAATATGAAATTGAGTATGTTCTTTAAAACCTATTTCTCTTTGTTTGACAT  
TTGATAGGATTTTTTCTACTTTTTCTATTTGAACCAAATCCTAGTAGTATTTGTGAAAATAAAGAGTAAT  
AGAGTTCTCAATTAGCTAGCCAATAATTTCTTGAACACAAAAGTTGTCATTTTGATATTAATATAAGA  
TGATTATTGAATTTCAATTTTATTCCATGTGATGCAGCGGTTTCCCTACCTTAATGGTATTTATACATC  
GAGTTCCAACAGAATATTATGGTCCAAGAAAAGCCGATTTACTTGTTCGTACCTTGAAGAAGTTTTGTT  
GCTCCAGATGTTTTCCGTTCTTACATCTGATTCTGATATAAAATGACTTCATCGAAACTGCCGCAACAGA  
GTTTTCTATATTTATAGGATTTGGTTTAAATGAATCGGTAATATCTAATTTGGCAATGCAGCATAAGA  
AAAAGCATGGTTTTCTGTGGCAAAGGATTTCTCAGAGGATGCCATGGTTTTATATGATTTGATAAG  
GGTCATGCTTTGGTGGCTCTTATCCCAAGTACGATGAAAAGAGCGTATTTTATGGCCCTTTTGAAGG  
TTAGTGTACATTATATTGCCACTTTTGTTTAAGATTTCAAACAAAATAACCCATAGTCCAACATGTTTT  
ACGAAGACTCGAAATTTCTTTTTATCAATTTTAAATGAAATCTGTGTTTTGAACTCATAAAATGAAAGAA  
CATGATTCAAGTCATATGTGGTGATTTTATTGTTTATATATGTGACTTTTAAACCATGTTGAGTGTGT  
ACTTATAGCCTCATTTTGCATATGACTTGCAGTATTAAAAATGGTCCCTTTTTTTTTGGCAATTTGGTTT  
TTTTGGGAAAAAAGGTATCCAAACGGTTCAAATTAATGCCCTACGCTATATCAAGTTT CAGTATGAGT  
GGTTTAGCTGACATGCCATTGGTTTTCATGCATAAAGGCAATATATTTGTTTTATCTGTTTCTTCAACC

ATTTTCAGTTTTTGGAGATTCTTTAAGAAAATGTGTTGCCTTCGTTCTGATCTTGAGTGAAGAAATTTG  
AGACACCAAAGTTATTTAAACATGACTGTAGGAAATAGAGAAGTGCTAATTTACTTCTTTGTGCACAA  
GCTTAAATATTTTTTACTCGTTCTTTTCACACAGATGAATTTTTGGAGGAGTTTGTAAAGCAAAATCTG  
TTACCTTTGGTCGTGCCCTTGAATCAAGAAACACTAAAGTTGTTAAAAGATGACCAGAGGAAAATTTGT  
TGTGACAATCATGGATGATGAAAATGATGAAAAACAAAGGACTTTGTCAAACATTTGAAGGCTGCTG  
CATCTGCAAACCGTAACCTGGTGTTTGGTTACGTAGGGTTTACGCCAATGGGAAGAGTTTGTGTAATCA  
TTTGAAGTCACTAAGCAAACCAAATTTGCCAAAAATGGTTGTTTGGGATGGAAAATGAAGATTATTTATC  
AGTAAGTTCAATTATTCTTGAATTTTTTTTAGACCATTTTCAGTTTTTCAGTGTGCTTTTTAAAGCTG  
TGATGGTTCTGCATCAGTTCTTCTGTAGGTACTGTAGGAGTCGAAATTAATATCATGAGTAAAAGATG  
TCTTATATGTCTAGCTTGTAGCTGAAATATGATTCTAAACATGAACGGGATCTTGTGGGAGATTATGTTT  
TTGTTGGTAAATATATGCTTAATTACTGTCCAACCTTATGTTGCTATGTGGCTTGCCTGGTAAACGTC  
ACTAGATTGCTAGTTTGTCTATTCCTTCGCTACAGACTTTGTAATTAGATTACTGTCCAACCTTACTGTC  
TATCTCAGCTTTGTAGTTTTGAGTTTTCTTCTCTTGTGACAGGTTATTGGTTCAGAGAGTTTCGAA  
GAAGGCGATATAGGATCTCAAATCACGCGATTCTCGATGGGTACAAAGAAGGGAATGTGATTAATAA  
AAAACCTAGTGGCCCGTCATTTATGGGGTTTCTCAAGTCGTTGTTGGGAGTTAGAACCATTTACATTT  
TCATTTTCTCATTGCCACAATTATGCTTATACGAAGCATCAGCTCAGAGGAGCCTTTAAGAGTCGGT  
ACAAAAGAGCAAGTTGGTCATGAAGAGAGCTCCAGTTCTCAGGATGATAGCAGAGAGGCGATCCAAGG  
GTCAGGGAAAAGGAAGATTAGCCGCTGCTTCGTTTTCTTTTAATTATGTTTTCCACTTCAACGGA  
GGGAAGTTGTAAACTTACCGTTTTGAAGAAAAGAAAACCTGTTAGCACATCCTCTCTAACTCACCTTT  
TTAAGTTAATGTGAGTCTTGTAGAGCAATTAGCGTTTACGAGACAACCTTCGTTATAAATTTTGGTTT  
TTAATTTTTTTTTATGTAATTTATATACCGTCTGTTGTTTAACTGGTATGTTTTAGTCCACAGGTGT  
CTTAACAAAAGTTTTTCATTGTGTTATGTAAACAATGTTCTGTAAACATTTTCATATACAAGAATAATTT  
TGTAACATATTTCTCTCAATCCCATGAACATTTTCAGATGAAATTCGTTTTTTTTCTGAAATAGTACAAA  
TTTACAAAACTTTTCAAGGTGGGTTGGGACTTTTCTTGAAGAGG

**PvG6 (+/-)**

TTCTCCTCATTCCCTCCACATTCCAAAATTCATTTATTTTACACAATTAATTTAACGAATGACCAAGGT  
CTTGGAGCTAATGAAATGCATAGCAGGTAAAGGAATAAAAAACCGGCACTCTTTAACTGGAAATTTCTA  
CAAAACCGTTAATTGAGTATTCTCATCAATCTAAGTTTTTATCAGACATTTCAAAAAGAAAGCTAAGTC  
TTTATCAGACATCAATGCCATAAGCAAACACAACAACAACTACAATTACACTTAAAAAAAATTTCAAG  
CCTATAATTTAAAATAACCAAAAAAAGGTCAACATACGGAATAAAACACACGAGCTCTTCTCAT  
AATGTACAAGCAGCCTGACAAAATCAAATAGAACTGAAAAAAAACGATGTAAGTGTTTTCAGAGGAT  
ATCGAAGATCTTTTGGTTCCTTCATGCATGTACCAACACCTTGCTATAAATATATACCAACAGGCT  
TCCCATAAATATATAGTCAAAATCAACATCCTGGTAGTGATTGAGCAGAATTAACCGGAGAAAAAGTCG  
ATGCCGACTCACTGCAATGAAGAGGGTTTTGTTGACGGCTTGAGGACCCAACATAACTGGACCCACAC  
TAACTGGAACCATCCATGGGACTAGGTATATATGGCGACATAAATCTAGTATTGAGTGGCGAAACTGA  
AGGATAAGCCATAGAGTAAGGTGTTATTAATGAGAACCAGGAGATCTTTGCGAAGAATACGCGTTTT  
TAAGATCGACCGAGCTCCGGCTCACACTCAAGGAAGGAGATTGTGCGAAGGAGGATTGTAAAGAGTGG  
TGCATATATGGAGTACTAGTTACAGATGGGGATGAGCGGTATGAAGATTGGGCAATAGATGCGGAGTT  
TATAAGGGAGCGTGATGGGGACAAGCGATACGAAGATGGGGATTTTGTATAGCTGCGGATGAGTGTA  
GTGATGATGTGGTGGAGGAAATTACGGAAGAGGAAACGAAAGAAGGCCAGGAGAGAGGGGTT  
CGCTCTGAGGCCGGAGGTTACCTGTGCAAGTTCTGGAATCGCGTTTGCATACGGGGCAAAGGTTCCG  
CCATGTGGTTAGCCAAGCATCTACACAAGCAGCATGAAACCCTGTGAGAAAAAGATTAGATTATAAA  
ATCGCCATTAAGTAACAATCACTCAAATCAGAACCATAATAAGCTAAGGCGACGTAGTAGTCCACAAG  
ATTTGATGGAAATATAAATCACATTAAGGACCAAATCATAGCTCACAAGATCAAATGGAAATATAAAT  
TACATTAAGGATCACATCAAATCAGGAATTTTGGGGTCCGTCTATCAACCCAATAGAAGGGAGACTA  
CGTTTTCAAACCAAAGGCTCCTAATTACCAATTGATGTGGGACAAAATAATAAATGAACCAGAACAAAC  
TCACATAGAGTCTGGGGGGATGGCTTTTTAGAAATAAATTTCTCTGACATAAAGATTCTCCGTAAATTA  
AGCATATGTTCTTTAATGCCCCCTAGAGACTACATACGAGCCTATGTGGAGACGGGATAGCACTACTT  
TAATAAAGAAAGGAGAAGGGTTCTTTTTCCCTGATTGTGCAATTGATATTAATCTTCACTTTTTTCC  
TTTTAGGTGGGGTTTATCAGAAAATGACATTCACGGTAAAAATATTTTGTAAAATGTTTACAATCCA  
GGCTTACACATTATCAAAGAATAATCTTATCATTGAGCAACCTAGCATATCACTATATGCTGGAAATG  
TAAACAAGGCACTGAAAGTTTCTCCCTAATAAAAACTGTTTCTGTAAAAGAAAAGATAAAATTAACCTGC  
TTTTTAATATTACTACTGGAAAACTCTTTAGTTTAATAAAAAATTTTCGAACTATCACAAATGTAAGAAC  
TTGCATTTCAACATATTACTACACACACACACACACACACACACACACACACACAAACAGTTATAGTAC  
TCAATAATTGGAAATACCAAATGCTCATCGTAGTTGGCTAGCAAAAAGACCGATAAACATACTGTACA  
ATGATTAATTAGGTGGCAATGGACCTCTACACTTGGCACTTGTGAGTTTTTATTTCTACGCATGACC  
CACTACCACCTACTACTTTGACAGTTTGCACAAACCTGCTTATATGTGTGATCTCGTACAAAGCATATT  
CACCTACTCATTTTTATAATATATCTTAAACAAAGCATATTCACCTACTCATTTTATAAAAGATTTAAA  
TCTTTGCCTTGAACCATATAGATAAAGTTGGTTCAGTTTTATCTGATCTCATATCGTATTTGAGAAGGT  
CACAAGACTGAAAATTTCAAGAAAACCTCTAGACGTATTTTCACTTTGGAAAGGCATATCCGTTTTAT



CTGTATCTGATACTCAAATTACATTCAAGAGTATCTTTCGGTTATAGAACCCCCATTGTTCTCAATA  
ACTAAATGCTCATCTAATTAATATAAAAATTTTTTGGCCATTGTAAATGATAGATTAGGCAAAACCACAG  
AGAAGAGACTCACTGTGATGACAAGGCAATATTCTGAGTTTATCTCCAAATTTATAATCTTCTAGACA  
TATCGCACAAGTCTCCGAAGTACTACTTTTCGTTAACAACCACTGCAGTAAACTTAAAGGCTTGGCATTG  
CTTTTACCAAACGACGGCTCATCCCTTGATATTCTCGAGAATGAGAACCTCGGTTTCTCTCTCCTA  
ATTCGGTGTTCGGGACAAAGAAACATGTGGCGAGCACTGCTGACATGGCAAGCAGAGATATAAATGA  
TATAGCCATTATTGACCATGCCGAGTTCTCAAAGCTTGGGATGATCCAAAGTTCGAAATGCTACTAT  
TAGCATACTTTCTGAGGGTTCACCCGACGATTTTCGAGACAAAAACTGCGTGTATTTTTATTTCCCGCA  
GCATTTCCGGCCACTGCAATGCCAAATTTTTGATTATTCAGTACAATCAATGCATGGTCACAATTTAT  
TTATTTTTCATACGGTAAAGAAAAGAGTAAAGATTAGGATCATGTCACTGACATAAAAAACATTTG  
AGAGAGGTCATGGCTTTGGACCCAAACTCGGCATTCAAAATTAGTTTAAAAAATACTAGAACAACTTT  
CTATTCCAAAATAAGCAAAGACAACAGTGAATGGGAAGCAATATGCAAATGAGATCCTTCTAACTT  
TATGCCACTCGGTAGCACAACAAATCTGAGTGTTCGCGGAATAAAAAGAAGGCTATTTTTACAACCTT  
CTATAGGAAAGGACCGATTTGGCTTTCTAAATAACATCGTCTGGGAGGATTCTAACCCAGAAAAACTT  
GAATTAATTGACAGTAAAGAGTACATTGCATAAATGAAACTTTAAGATGTAAAAACAACATCAAATG  
CTAATCTGCAACAACACTACTCTATAATTTTGAACCTTGACGAAGTATAAGCTTTTCTGAGAAGTAAAT  
ATAGGAAAATGAGAACGTTTGCTCAATCAGACAGGAGTAAAACGGTCCGTGATGATAGTTTTAAACA  
CATTTAAACAAGATTTTACACGGGAAATTTGATTATACCTCAGGATAATAAAAACAAAGCTGGAAGAAG  
GAAAGACAATCAGCCAATAATGTATGACGTAACGGTTCGATTACATTATTTATTTTTTACCATTGTAGA  
CAATAATAATTATATAACGGAAAGCACTATCATAGTTGATATTGGTTAAAAGTCAAACTACCCATGC  
CATTAACTACACTAAAACCTGCATGATGTTTCTCAGAATAATGACAAATTTACATTTCAATTTATTGC  
TAGATGGTGATATTTTAAACATATTGGCAAATAACAAATAAACCTGAGTGCATTTGTACCATGGAATATA  
CTTTTTCGGGAACAAACACTCATTTTTATGCTTTATGTATATGCTAGAAAAAATAAGGAGAGATATCAACTA  
CAACCATGATACCATTAGATTTAGCCAGACAACATAAATCTAAAAGGGCGGAATTTCAATTTCCACTAGT  
TACGATGAACTTTATCAAAAACAAATAACGGGGTTTTATGGGGCAAAAAGCACTGATATTTCTATTGCCCT  
ACTTGTACCCATAAAGATACATGGCCATAAATAATATACCTTTATGTTTCTTAGTCATGCAACAACCT  
ATCTAATTAGGTTCTTCTTCTCCCAAGAAAACCAAAAAGGATACGACTTTTAAAATGATTAACATATCA  
ATTCGGATATGGAAATCAACCTTATCCAGAAAGTATATGCTAAATCAAATTTCTTTTATATCAACACT  
TCCACGTAACACTCTAATCAGAAGCTAAGTCTAGAAAGGAGAAAAATCATAACTTCAATTTATAAATAGT  
AATAACATCACTATTTCATTGCTAATTGCCTGATTGCATAATAACATGATGAGACCCTGAGCGCAGT  
CAGATAGACAGTAGGGAATGAATAGCCTCTCAAAATCTATTAAAGGAAGCATGTTAGTTTCTCTAATA  
AATAGATTTCAAAGAAAACCTTGCAGCAAGACAGGGGTCAAAAAAAGTTACGCAGAGAGAATATATTT  
GTATATTCGCATGTGTGAAAATTATAAGATCATATGTGCGTGACACTACAAAACAGTTTAGGTAACCT  
ACTTAGACTAATAATAAAAACATCTTTCGGCTTATCCGAACATACTCAAGACATAAACTAACATGCTA  
CTCCCAATCTTCTAAGATCTTCTTAGACAATGGATAACTTAGATAAGCTCATAAGAACAATATTTCCA  
CATGACTTGCCAAAATAGAATACAGTGTTCGACAAAGAGAAGAGCTTTACTTGGGACTAAATCACC  
ATCAGCATTGTGCTAAATGATGGCCGCTTTGAAACCAGCAGCTTGTGCTTCTCCTACTTTATCCTCAA  
AGCTGCAGTTGCCTCGAATAATTAACACAAAGGGAGATTTTTTGGCCAGGACATTAGATTCACCTTA  
TTTAGTAAGGGTGAACATGCATCTCGAGGCTCTGCCACAAAACAAATATGCCGCATTCACCCGAACCTTT  
CACCGATGGGGCTTCAAAATAGTATAACAAATAAAAATTAAGTGGGAATCATGTCCCTTTTAAACAGAA  
ACATAATATTAAGTTAATGAAAACAATTTGAAGTTTTCTGAAATCAAAGTGAGTATTCACGAATATAA  
CAAGAGTCCAATACTTAAAGAATGGTTAGGCATTGAACGGAGTACCAGTTTGGACTAACCGAATGAA  
AATTAAGCTCTGATGAAAATAAGTAACACTCAAGGATTTAATATAAAGATGAAGTTTTCCA  
TGAAAACATAAGAACCAACTCTGGAACCTAATCAAGGATTACCTAAATGCTATAAGACTAACCTGAA  
CTTAACAAAAGCAAAACACTTGTGAGAATTACGATAACATTCACACAGTTTACCAAAAAGTGAAGTTT  
TTTCATGAAAACAACATATACCAACTCTTGAACATAGTGGAGCGTAAATTCATACATTTGAGAGTTAC  
AACCTAAAAAAGCGAAGCACTATTACGCACTATATCACATACAGTAGGACTTATTTGGCTGAAGCTTT  
TAAGCTAACCGACTACCTTCTTTGAAGTTGAATATATTTCAAAATTAATAAAGCTTAACTTCTAGCTC  
TTCCAGTCTAGAAAACCAAAAAAAAAAAAAAAAAAGTTTTAAAGTTTTTAATCCAGCTGACCAAAACACA  
CAACTTATAACTAAAAAGCAAATAAGCTGAACTTAAAAACAGCTAAAAACAAAACAATAGCCCAATAAAA  
AACTGAACTTGACAGTGTAAAAAGAATAGCTCAACTCTCTTATAACATTCAACTAATCCAAAGTTC  
ACACAAGGAGAGAAAAAACAAGAATTAACAATAAACCCAGATCATAAAAAACAAAAAGATCACAAAC  
TATAGACACTATAGCAGATAAAAAGACAAACCCATATGTAAAAATATAAGATAAAGTTGAAAACTAAC  
CAAATTAGCTTCAATATCCTCAAAGATGTTGTAACATTATTCCAGTGAGCACTAAATTTCCCAT  
GCAATATTAAAAAACACTGTTAAAAATAAAAAACAACCAACCAACCAAGGACCTTCTCACCATCGT  
CACCCACACAATTTTTTTTTTAGAAAACCTATTAAAATTTAAAACCCACCGAACTTATATAAAAAAAA  
GGCCACAAAAGGTAAAATCCGTTTAGGAATAGGAATTAGGGTTTTTTTTTAAATGGAACA  
TCAGCTTCCATCACTTTAATTTTTTCAAAATTTCAATATCTTAATGTGATTCAAATCTTGGGCCCTTT  
TTTTTTTTTTTTTAAAAAGTTTTGTTTGGTTTTTCTTATTCTGGGAAGCGTTTTATATTTTTTTTTGG  
TTTTTGCTATTAATAGCTCTAATGTTATTGATATACATGATTATATGGATTTTGTTTAAGATAAGTCCC  
CATAGTTTCATTGAAGTTAATTTGGTCTCTTTAGTTTTATTTTATGTATAATAGGTTTGGAGATTTAT



TTTTAATTGGGTAATATAAAAAATACGACTCTTTTTATTGTTTGGTTCAGTTATAGGGCCTTTGATGAG  
TATCAAGGGATTGAAGTTGCTTGAATCAAGTTAACTTAACGATTTTCTTCAAAGCCCAGACGATCT  
GGAGAGGCTTTATTGTGAGATTCACCTGCTCAAAACACTTAAGCATAACAACATTATGAAATACTACA  
CCTCATGGGTTGATACCGCGAAAAGAAACATCAACCTCATCACCGAAATGTTTACCTCAGGGACACTA  
AAACAAGTAAGCGCACTTGCAAAGTAAATCTTAAGATACTAGATTATTTGGTATCTTATAGTGTAGCCT  
CACCATTTTTGGATTTTTCTTCGTTTATCTACTAATTATACCTGGGGCCTCTTTGGCATTGGTAACAGC  
CTTTGAGCTCGTAATTTGTGCTTTTTGTTTAAAAGTGGTACTGATTTAATTTAGTTTGTTTACTTAAA  
ATTGAGCTTTTTACTTTTTGCTTTCCAAGCTAGAAGTTTGTAAACAGGGTGAACCTGGATTTCTTATCTG  
CCTCAGATAAGTCAGCTTCTTTGCTAAAGCCTCACCAACAAATCCTTAGGGTATTTTGAGAAATTTT  
ATCTTTGAGCGCAAATTTTGTGATTTTTTGTCTTTTACATTTGACTGCATTTTTGTAGGCTGGTTTTGTT  
TTATAGTGAATGTTTTTGTCTTTCTTACCTTCAAGTTCAAAGTTAGAAGATTAAAGTTGAATGAACCTTG  
TTTTTTTTCCAGCCTCAAATAAGTCAGCTTATGTGCTGGAGACCTGCAGGCAAACAAATCCTTAGTGG  
GAATTCGAAATCGTATACGTTTCTAATCTGGGTCCACTTTCGTTTTGCTGTTTTTCCCTTTTTTCGTGT  
TTGAATATAGGTATAGAGAAAAGCACAAAAGAGTAAATATCAGAGCAGTAAAGAGTTGGTGCAGACAG  
ATTTTTGGAAGGGCTTTTTCTATCTACATAGCCTCAATCCCCCAGTGATACACAGAGATCTTAAATGTGA  
CAATATTTTTCGTTAATGGGAACCATGGAGAAGTAAAAATCGGAGATTTAGGCCTAGCTGCTATTTCTTC  
GAAAATCGCACGTTGCTCATTGTGTAGGTAATTTTTGATCTAGTCTTCTCGTTAAGAAAAATGTGCAT  
TTATTACTAGATGTTAGGTGCAAGTTAAGTTGGAGTTCGTTATTAGATAAGGGATATGTTTTTAATGT  
TTCCAAAACCTGTTTTCCGATGCTGCACGGAAACAGAATGTTGGATATGTCCCAAAGTAGTTTCCAG  
AATCTTCATAACAAACTTCTTTCTTTGAAACTTACAAATTAATAATAATAGTATCTGCTGGTTTTGG  
GAAAAGGCTTTTTCGTACATTAGACTGAATTCACATGAAATAGTTTCTAATTAGAAAATGCTCAAAATT  
AGCAATTATATTTAGAATTCAAATAAAAAAGTTATGATAACATAACTGAACATGTATGTTTAAATTTAAA  
AATGCCTATCTGTTTCTTTAACTGTGGCAAGAAGTATGTAACCATAGCTCCAAAGCCATGAAGTCAGG  
GGGAAAAAATTACATGAAGAAGTTTCTGAAAATAGTATTGACGTTTTTTTTTTTATAAGACCCAAATCTG  
AGGCATATGAAAAGGTGTTTATCTCAGGTTTTGTATTTGTAAGAGAGAATAACACGAGAATAATATAA  
TTTGCAAAAGCTTTGTTATGGCAATAATTTAATGATCTCTCCGAACCTCAACAACTATACTTCGTTTT  
TTTTATGCATTGCTTGTAAATTAAGATTGGATTCGTTTTTAAAGTGATTGATCGAATGTTTTTCTTTTT  
TTGGGAAGATCGGAACACCCGAGTTTATGGCCCCGGAAGTGATGAAGAAGATAATGAATGGT  
AGATATTTACTCTTTTGAATGTGCGTGTGGAATGGTGACTTTTGAATACCCGTAGCTGAATGCA  
CTCATTCTGCTCAGATCTACAAGAAAGTCATTTCAAGTAAGCACCTTCTCTCTAGCAATAATTTTTGCA  
CAAATCTCTACCCGTTGTTTAGTACGAATGTTGCTTAGGGGACAATGAGCCGCATACCTTTTTTTTTT  
TTTTGGAAAAAACAAAACAAAACAATCATATAAAAAAAGTCAAAAATAATTGTACGAGACCCAAATGC  
CCAGTCATCTGTGTATACAGATCCATGTAGAAACCTATCTATCGTTTTGCCCCTCTTTACTCCTGTTT  
CTATCTTTATTGATTTTAAATTTCTTTAGGGGAAAAGCCAGATTCCTTGTACAAAAGTCAAGGATCCCG  
AGCTACGTCAATTTATAGACAAATGTTTAGCCAAGGTGTCACTTAGACTCTCTGCGGGGGAGCTTTTA  
AATGACCCTTTTCTCAAATTTGATTGTGAATCGGATTTACAGCCGATGGGATCTTGGAAAGGAGATAA  
CGAGCTCTCTCTCAAAGGAGTCTTCTGCGAATTAGATCATGACAGAATTTCAAATGGCAACCGAA  
CTTTGAGTGATCACTTGAACGTTGTCAACTTTGGATCTGCTGGTGAAGAATATGGTTTGACAGACATA  
GAACAGCATGGAGCTGAATTAATTTCCGCACTCCAATGACGAACTAGAGGAACATTTGACAAATGTGGG  
GATAGCCATGAAAGGGAAAAGGAAAAGATGGTAGCATCTTGTAAAGACTTCGAATTTCCGGATGATC  
AAGGTCAGGATCGTATCCAACCTTTTGGTAAAAGTTTTCAAATATAGTTATGAAAATTTATTTTTCAACAT  
TTTATTGGGTTAATTACAACATTGTGCTATCATTTTTATTCAGTTTTGCTCACGAACCTATAAAAATT  
AGCAATCAGCACACCAATCGTAAATTCCTCAAGGGTTTGGCACCCTTGGTGTATTGAATCAAAAAACG  
GCGTATATCTGTTACTAATTTAGTTACCTAAACCCAAAACCTTATACATCATCTATCACGTGTTTCA  
TTTTTTCTACACTTTCTATCATGTTTTTTTTCTATAGTGATAACTAATCTATGATTTCTTTCTATGT  
AGTGTACAAAAGCCAAAAATTATTGCTAGTTGGTGTTCATTTAAAATTTGTCTTACATTGAGACTC  
AACATTGAAAAAATGGTACAAAGATTTTGTAGTTTAAACAAAAAATTTGTTGTTCAAAAATTTACTTT  
CTGGTGCACACGACAAACATCCTTTTTAATCGTCAACTTTTCAGCAATTTTATTTCTCGAATTTGGAACCTA  
AAAACCTAATTTCCATTTTTTTATTAATATTCAGGAAGGATAAGGAACATCTATTTCCCATTTGACATT  
GAAAACGATACCGCTCTAAGCGTAGCGACAGAAATGGTTGCGGAACTGGATATAATCGATCAAGATGT  
AACAAAAATAGCCGATATGATCGATGTTGAGATTTTGTGTTAGTACCCGAGTGGAAATCCCGGGCCAG  
GTATTGTTGAAATTTCCCGTACTTCTAAATCAGTTTGTGTTGCAAGTTGCTCATCCAAGAATAGTTCA  
GACGGTTCATTTTTGAAGTTCTTGTCTAACACTTCCGTTTCAAGAGTTGAAGATTTTGAATGTTTCA  
GGGCAATGGATGTGCAGCTATGCATGGACGGTTTGAACAAATCACCTACCAAATTTGATAGCCCTCGAA  
AAAATCCTTCCAAAGATGTAACAACCCAGTACATCAAACCAGGTAACAGGAGAGGAATTAGGCAG  
TGACGGTCTCTTTATTTATAAATGAAACATTTTTGCAAGTACTGTTATACATTTACAACAAATGTGTAT  
AAAAAGTGATTTGGTATCATTACATAATAATATATATATAAATGTTAGTACTTGACAAGTTACTGATT  
CTGCCACTGCAGGTAACCAATAACTATAACCAAGCAAAAACTTTGGATAGGCATGAAAACCTAGAGTG  
CAGTACGCATGGCTTTGGGAGAGAGCTGTTCCGATGGGGAAAATGAAAAAGTGGATCAAAATAATTTCAA  
GCGAGGGTAAGATCATCAAACCAAAGAATTAATGGAGAGAAAATCGTTCTTTATTTGGGAGAAAGTTT  
ATTAATCATTAAGAGCAGTTTCTGTTTTCTCAAATGACTTTTCGGGGAGATACGAGGGAGAGATCCA



CAATAATTGTACAACCAATACATTTTTATTAACTTTGGTGATTAGCCTCAGATCAAAAAGAATAATAT  
TAGTGAAGCAACTCTTGAGGCTAAGTTATAACGGGAAAAGTTTTCGTTATTCTGTACTTAATATCTTA  
TCTCGAAAGTTATATGGTTATTGAGGATGCTGTTTGAATCAACAATGTTTAGATCTGTGACTGGGATT  
GCTTAATTGACACCAGGGAGCAACTGTTCAATAAAAATTAATTTTTATGGACTATGTCGTGATCAACAAT  
TGAGCAATTTTTGCTATTGTGAACAAATATCATTTGGCTGAAGAGCTTACATGATAGTTTTTTTTCTCC  
CAAGCTAATGAAGACGATGTATGTATTAGATTAAGGGCTTGTTTTTGGCTAGAACCCTTTTAAAGCAA  
TAAATTGATATACTTGAGACCGAGAAAAATAAATACTCCGTATGATACTTTGTTCAACTTAAAAATAC  
TAGTT

**PvG10 (+/+)**

TACGATGCTGTTATGTCAATGGAATCAAGTCTTTTTAATATCAAGCTGGGGAAATGATTTTCGGTGAAGG  
AACACCTTTGGTTCAAAGCTTCTTTTCATGAAAGCTGTTTAAAGTGAATATTACATAGTAGTAATTAAG  
AAGTACAAAAGACTTAGCAAAGCAAATGCTACATTTTATTTTCCAATCAATGCAATACTGCAAGTATC  
CCAAATCCAAACTCTTACTAGTATTTTTAAAAAAAAGATCCTACAATAATGAAATAGCTTTCATAATCA  
TTTTATACGAACATAAATAAATTTGAAATGCAAGTGAATTTATTTTAAAGTCTAGTCTTCTCTGGCCT  
GTTGTATTTTACTAAATATAAGTTTAAAGATGACCTAGGTATATCAACATTTAGTTCTATAAATAGGA  
ACTATTATGAGTTAAGAGGAATTAAGCAAAAAGAAACACTTGTATCTCCATACTTCAAAAACCAACAA  
CTTTTTAATCTGTTCAACAACCTCATGGCTGAATTTCTATGTTATCCCTCTCCTTATCCTCTTTTCGCT  
TCTTCTGTTTTTTCTCAAATTAAGAAAATACATTCACCATCTAAAGATTTCCAATTTCCCTCCAGGTC  
CAAACCATGGCCATTATCGGGAATATACTTCAAATTTGGGAATATACCTCATGTAACGCTCTCAAAA  
ATTTCCCAATCCTACGGCCACTCATTTCAATGAGAGTGGGAAACCAATCATGATTGTCCGATCATC  
CCGTGAGGCAGCAAAGGAGATCTTGAAAACCCATGATAAAGTACTATCCGGAAGACATGTTCCCTGATG  
CTTCACCAACAAACAAACAAGAACTCAATTACTTAACAGCGGGTCTCTTTTCGAATGCAATAGCCAT  
TGGAAGTTTCTGCGCATTTTATACAAAACCTGAGCTGTTCTCTCGGAAATCCATGGACATCCATGAAGG  
TTTGAGGGAAACAAAATATATCTAACATGGTTGAATATTTGAAGCCGATGGATGGTAAAAATGGTGGAGA  
TTAGGCAAGTAATTTTCTCAACTGTGTTAAATATCCTGAGTAATATGTTTATGTCTAGGGATTTTCGCC  
AAATATGATCAACTTGATGAAGAAGATGGAGGAATGAATGGCTTGATAAGAAGTTACATGGAGACGTG  
TTCTTCACTGAATCTAGCAGATTTTTATCCAATTTTTGAAAAATCTGATCTGCAGGGTCTAAATAAGA  
AACTAATGGATGTGATGGAGAAATTTTGGGCTAAATGGGAACCTATTTGTTGAAGAAAAGAAGAGAAAGC  
ATAAAATCCAATAAGTTTCAAGCCAGCAAGATTTCTTGATACACTTCTTGGCAAGTCATTTAGCAA  
CGATGAGATCAACTATATGTTATTGGTTGCTCTCTTCTCTCTCTCTGTGTGAAACAAAATCAAC  
TACTAATCATAATTAAGGTCCAGGTTACAGCTAATATTTCTGTGTAGACATCAAAAATAACATAAT  
GTTAGACATGATCAGTCGTTATCTTTTCGAAAACCGGAGAACAAGTTGTAACCATTTCTGTAAAGCCATA  
CATGTTACAAACATTTGAAATCTTGGCCACTCAGACACACTATTTGGAAAAATCACCCCTTGAAAGAAA  
TAATTAACCGAATAATTTTCATGCTATCAACAATCTAGCTATTAATCGGACTTGCTTTTTTTGTAGGTGA  
GGGCACTGCAATTTTTTCATTTTATTCAACATCTCTCCTAATAAAAAAACCGAAGTATTAACATCTTA  
AAAAAAAACACTACTTTCCGGCCTTTATGCTGTGTAACCAAAAAGGTGTCTCTTACAGGAGCTCTTCG  
TCGGTGGAACTGATACTGTAACCTTTGACCGCCGAGTGGGTGATGGCAGAATCTTAAAAAATCCTGAA  
TACATGACACGTGCACGTAGAGAACTTTGAAAAGGAGATTAAGGAATCCTAAAACATTTCCATTTAGA  
AAATTTGACATATCTTCAGGCATGCGTGAAAGAGAGCCTCCGGTTACACCTCCTGGACCAATCTTAC  
ATCCTCATCGAGCAGTAGAACTTGTCAAGTGTGAGGTTACACAATTCGAAAGATGCTCATATGATT  
GTAAATGTGTGGGCAATTTGGTAGAGACCTCGCATTTGGGAGGACCTTTAAAGTTCAAACCGAGAG  
ATTTGTTAATTTCCGAATTTGACTTTAAAGGTAATGATTTTCGAGTTTATACCATTTGGTGCCGGAAGAA  
GGATGTGTGATGCGTTACTTATGGGTTGAAACTTGTTCGCTTATTTGTTGCTTCACTGATTCATAGC  
TTTCGATTGGTCTCTTCTTTTCGGTGGCAATCCTACTGAGTTAGACATGATAGATAAGGTTATTGCTAA  
GGCGAGGTTGCGCAAGGAGAAAGCTTTAGTACTAATTTCTACAAAAATAAATGGGTGAATGAAAATTC  
CACGCTTTCCAACCAATGTTTTAAATAGCGTTATCGCAAGCGTAGCGTTTTTTTTAGAGAAACGCTAAA  
AGCGCAAATAGCGTTTTTGGCGGTGATTTTTTTTTTTTTTACCTAAATATACACTAAACTTTAGAATAAATGC  
TGTAGGTGGGATTTCAAACCTTAGGCTGCTGTAACCTGAAAGACTGTCACCACCTCTGTACTGCACAC  
ACTTTTACAAAAATTACACAATATATATTAATTAATTTAGATCCGCAGTTTTTTTTCTAATCGCTATTT  
ACGTTTTTGTATCCAGAATTTTCGCGATTTTTTTCGCTTTTTGGTCCCTATAGCGCGATTTTTAGTGCAATT  
CCAGCCAAATAGTGGTTTTTTCGTTGCGTTTTTTTTTTCAAAAAAGCGTTATTTTCGCGCTATATAACGC  
GATTTTTTAAACATTTGATTCCAACACAACAATAATTATGCTAGCTAGTTGATACAGTAAAAAATAAAA  
TATTTTATAAT

**PvG11 (+/+)**

ATTATTAACGCTGTTTTTTTTCTCTTACTCCATTTGATAATGTTGCTACTGGTTGGTTGAGTTTGAAG  
TTTTAATTAAGGTTGCTTGTGACGTATATTGTGCTACTATTTTAAATTTCTGAATTTGTTATTGCCATA  
AAATTTAAATCAATCATACTAAATCAAACCAACCCGATTATGATTGTTAGTTTGGTCAAGTATCAATT



ACTCGCTACAGAGTGCCTAAAGCTTGCATTTTCAGTGTAAGGATAAAAAATGTGTGTCTATTTATGT  
GGTTCTCTGTTTATAAGTTTTTAATCAAATGGATAATTTATGTAAAGTCGTTTTTAGCCATTGTAAA  
TTCTGTGCATATAAATATAGTGTTCGAAAACCTCACGCTCTACTCATCGATGTTGACATTTGAGTGA  
AACTCAAGGAAAAACGTTTAACTGGGCTTTTCACATTTTAAAAACATTAATAATCAATAAAAAAATC  
GAACAGATGCACATACCTTTTCGCAAGGTGTAAAAAACTCGAGATACTTGCAAAGTGAAGCTGAGTCG  
TTAAGATCCTTAAGAGGCTTTAAGAGATCTCTTAGAACGACAATATCAGAGAGAGCAACTGTCATTCC  
ACCGCCTGTTAAAGGATGGCGCATGTTGAAAGCATCGCCCAATAGTAATGCACCAGGTGTCGGGTGTG  
GGGAGCCGGCATACTCCTATTGGGCATTGTTCTGATGTTTCTTTCTCAATAGAGTCAAGAAATGCA  
TCAGTTAGCTCGGCTGGAAGCTGATACAAACATGTAACAACCTTTAAGAAAATAACCTTTGTAGAATA  
AGAGAGAATTTCAATTTACTGTCTCAATTTTTTCGGAACGTGTGATTTAGTGAACCAACATTTACA  
TGTGATCAACTTAGAGCACAGTTGTGGAATTTGTTAAATTTTTTATTTCTGTCTGTGACCTCATAGGAC  
TTCTGATTGAACATATAACAATGGATAATTTCTGGAAAATAAACATCACGAATCCCTTTGAAACGAGTTTT  
TTCAGTAATTTTAAAGTTAAAGCTCTATTTCTTCTCATTTTTTATGATTACTTTTGTTCGTATGCTCAT  
TTTTGTTGGCTCAAATGTATCCCTGAAATGCTTATGGCAGAGTCACAGAACTGATTTCAAGTCGATTTA  
AAATTCAGCAATCAGGCACATAATTACTACAAAATAACAAAATGTTACTATGTTAAAACTCATTTGGA  
CAGGTGCAAACATTGGGGGTACAAAATCAAACATAACTCCAAGATTAATACTACTATATTTGAAATTTTC  
TAAAACTTGTATTGCCATTATAAGAAGATTATTACCTGAGGAGCCACACTGGTTTTTAAATACTTGG  
CAAGTTCTCCGCTAGCGATGGAAGGGATCTTTTGACCAGGAATATCGACCAAACAGCGAACCTCAGTG  
CTGCTAATCTTATAAAAACAAAATGGGTGAAGGATCAGCTAAGATGACATGGCCGTGATTTGGGAATGG  
AAGGTCGATATTTTCCAGGATCAGTCCAACAAGCAAGATGGCACCTCCACTGTAAAACATGACTTA  
TTTTAATTTTTTATACAAATATAGAGCATATAAGAAAATCAATATAATATATAGAAAAGATGATTTTTTT  
TACCTGTGGCTTGCAAAGAGATCGTCGTAAATTTGAAAAGCATCCATCACAGACAATAGTAAGAGGAG  
CATAAGTTTTAAGTTCTTACCAGTTTTGGTTTTGTATTGAACTCCTTTAATAGTGCCATTCTCTTCT  
AGTAGGGATGTAACCTGTTCTTCTAATTGAACTGAAAATAATTTGAATACAAAATATTAGCCTAA  
AATTGGATTTGCTTTCCGGACCAAAAAGACACGGCGGAAGAAAAGAAACCTACTTTGAAAGTGTA  
AAGCCTTTTCTCTCATTCTCTGAATAAACCGGCCATTGTGGAGCTTCTACCAGAAAATATCTGAGTGA  
AACTTTTCCAATGGGTAAGATAACCTTGTACTTCTCCATCTTTGAAAAGAGCATATCCAAACACTCT  
TTGAGCATCTATGTCTTCTACGCAATCTGCAATTTATTACCATAACTTTTTTATTCGAAGATCAAACAT  
AAACAAGAAACAGGGGAGGAACTCATCCCTTTCTGATATATTTTAAAAATATGCTAAAATATTTTTGT  
GTCTAAGAGCATTTTTTACCTTCAAGTCTTAATTCGATAAGCTTTGAGATAACCTCGGCTGTAGCAAT  
TCGCCGACGATTCTGTCCGGCTCTGTCAAATCTCTTTTCGATTACATGAACTCGTCTCCCTCCTACAA  
TAGAAAATAAGAAAATTATTGGCAATGGCATTAATAATAAACTAAAAACATGGTCAAGATACATTTAC  
TAACACCAATCTAGAGAAGTTGTGACTTATGCATCAGCGACTTTTTTTTTATCAGAAACGTTATCATA  
AGGTACATAGATATAATCAATTAGTAAATATTAAGATACACAAATCACAGTTCAGAATAGAAAATATAC  
CATATCAACAGGTACGCTAATTTCAAAAACACAATGAATATCAAAAAGTCAATGAGTTTAAAATCTCAT  
TGAAATTAAGGATCCGTTTCAAGTTTCAAGTTTATAAGCTCAACTTAGCAAATCTTTTTTTTTAATATTTAA  
GTCGTAGTATAACTTTGTTTCATCAGCTTAAATAGCTGAAAGAAAATGAATTTGATCAAATTAAGTGC  
TAATTCAGGTTTTATTTGGCTGACAGCCAGATTATTATAAGCTGCTTCTTATTTTCTCATAACCTTTG  
AAACTCTTATAAGCAGATAAGCTATTTTTTATCCTCTCATGCCAGATATCTTTGAAAATCTTATATAA  
GCTAAATTAAGCAATCTTTTGTAACTTTCTCATGCCGTAATTTCTTTGAAAATCTTACAATCAAACAA  
CTGTTTTTTTTTTTTATATTCTCATGCCAGAAAACCTTAAACAAATGTAATAAAATAATTAAGCTGTTTTTT  
AAAGACTTGAAAAAAAATCTCTTCTTTATTAACCTCATGTCATAAACCTTTGAAAAACAAAATAAGC  
AAATAAGCTAAAATGAAAATTCAGCAACCAAAAACAACTTTCAATACCCTTCTCTTTTCTCAGCCC  
AAATTAATTTCTTAAAATCATTATTTATTATTTAAACAAAACAAAAAAATTTAATTTGTAGTAAATGAAA  
TCACTCGGAAAATGACCCGAAAAGACCTTGTATCAAAAATTTCCGAATTTGTTTTTTTTCAAACATTA  
ATCGCAGAATTTGAACGACATTATAATTTTTTTTTTAAAAATATATGTTTCAATGCAAACGACTAAATCGT  
AACGGGGTAGCCCTATAATTTTTTAAACACAAAAAACACGTCGTTTTGATTGAAAATATGAACAAAAAA  
ATTTATTTACGCAAAAACAAAAAATTTCTATGACGAAAAAAGGATGCACAAAATAAATTCGTAG  
TTAAAGTGATACTCCCTCCGTTCCCATTTAATTTGTCCGTTACGAAACTATCTACAATTTTAACCACCT  
TATAACTTGATCAAAAATTTGTCGAAATGATTTTTAAAAATCTAATCATAAAAATTTAACATTTGAACAT  
ATGATCAATCTTTGATGATTTTCAATCCGACAATTTTGATACGAATATTTACCAGGTCAAAAATGAC  
GTAATTTGTAAGGTACAATTAATAACGAACGGAGCAAGTAATATCTGCATGACCATAAGCATAAAAA  
CAGAAACAAGAACAATAATAATAATAATAATAATAATAATAATAATAATAATAATAATAATAATAATA  
TATGAGCAAGGGCAGCACCAGCAACCCAGCACCAACAATAATGACGTCATAAATAGAATCGGGTCCG  
GTCTCAATCGGGTCTACGTGACTCCGAACACACTCCTCTCGGTTCTCGACAACAATAAATCTCTCTTT  
TTTTAAAACTTATTAGTAACTCGGAAAAAGCGAAGAAAACAAAAACCCCAAGAGGAGCGAACAATG  
TAGCTACGACGACGACAACCAGTTGTTTACCATTGTTTTTAGGGTTTGTGTTGGGTTTTTTTCTC  
CGAGCGAGAGAGAAAAGAGAGAGAGAGAGAGAGAGAAATGTGGAGGGAAAAGAGATGTGGGAGAGATTGTA  
GGAGAGAGATGGGTTTTTATAGAGAGAGATTATAATGGATTCCGGGTTTTTCTTAAACGGGTCGGGTT  
TTGTTTGTACTTACGGAGTTGAATTTGGACCTTGTCTTTTTATTTGCATTAATTAATTAACTTAAT  
TCGTAACGTTTTGGTTTTTACAAAACCGAAATCGAGTATATTTTTCGTTTTGATTTTTTTTCAGTTTTC

GGTCTTTTTAATTTTTGAATCGAATCGGATCAGGTTTTTTCGCTCCAGTTTCGGTTTTTTCGGTTTTT  
CGTTTTATTTTTTCGGTCTTTTTTCGGTTTTTTCGGTTTTTTCGGTTTTTTCGGTCCAGTTATCGGTTCCAGTT  
TGTTTTTCCGGTTTTTTCGCCAGCCCTAATTCCTATAGTAATAGTGTAATATAGATAG

### PvG14 (+/+)

TTTTTATCAGCCAAAAATAAAATAAAATAAAGTTTCATTTTAATTGATATATATATATTGTGTATATATAT  
ATATATATATATGGTGTTTTTCTTTTGCAAATGTCGAATTAATTTAATTGTCAATTTAGGTTAAAAC  
AGTTATAATAAACTGAGTTTTATATCAGACTGAAACATTACAAGAAAAATAATAATTTATGTTTCGTAC  
CCAAAGCTTAATAAACTTAGCCGGGCCCATGGATAGGTCATGTAGTCATAAGTCATAACTAGTCAAAG  
TCTTGAAGAATTACAAAAAAGACAAAATACATGAAGTTATGTATTCAAATATTACAAGATTTAAAAATA  
CGTATTGCATTCAATATAAGTGGCTTGAAACCTTGAATACCACTTCTCGTACCCTATATAAACGAAAG  
AACTCATTTTTCACTTTTCATATACCAAAAAAGATCATTTCTCCTAAAGAACTTATTTAAGTAATTTGCA  
AGAAGAAAGAGCTTTCTTTTAAAAATGGCATCATTTTTTGGATAACTTGTCTTCAAGACGCTCAAAGGG  
TTACGCAACAATCCTGGCAATAGGAACAGCCAACCCCGACAACATCTGGCTCCAGGATGAGTTCCCCG  
ATTTTTACTTTTCGGGTGGCTAACTCGAAGGACGAAGAGTTGAAACAGAAATTCAGCGTATATGTAAG  
TCTTTTCAATACTCAATCGATCATGCATTTTTTTTTTCTGTCAAGTTTAAAGTACTGGTATGGATGTA  
CCGCTTTAATACTTAAAAATTAATTAGCTTAAAGTAAAATCAGTTACATCTTTTGTCTTTATTTTTCATG  
TAAATCAGTTACACTAAAATTTTAGAACAAAAGTACTGAGAAAATGGGTGTAGATTATGACCATTT  
TGCAGTTTTTCAGCTTTATTTTTTCCCTGTTGATATTAATTATAGGTGCAATAATGCCTTTTTGT  
GTTAAATTA AAAACCGAAATTTATTTTTTATTTTTGTCGTTCTTCGTCACTCAATAAGGAAACTTTTTG  
TCGTTTTCGTTTTCTACAGGTGATAGATCAACTGTACGTAAGCGTCATATAACCTGCATGCACGAAGAAT  
TTTTCAAGGAGAACCCAAACATTTCTTACATACGGTGCCCGATCACTCGATACACGCTTTGACGTAGAA  
CTTGTGCAAAAACCCAAAACCTTGGAGCAAAAAGCAGCGGAAAGTGCAATAAAAAGAGTGGGGCCAAACCCGC  
GACAAATATTACACATCTTGTATTCCACTCCTACTCAGGAGTACAAATGCCAGGAGCCGACTATCAAC  
TTGTCAAGTATTTAGGTCTAGACCCTGCGGTAAAGAGATTCATGATTTATCATAACGGGTGTTACGCA  
GGTGAATGGTTCTTCGCTTAGCTAAAGATCTTGTGAAAATAATGCTGGTGCACGTGTTCTAGTTGT  
GTGTTCCGAGACTATGTTAAACGGTTTTCCATGCACCGTCACATAAGAGACTTGACCATCTAGTGGCTT  
ATGCAATCTTCGGCGATGGTTCAGCTGCAGCTATTGTCGGTGCAGATCCTGATTTGTGCGATTGAACGA  
CCACTTTTCAAATGATAACGGCGAACC AAACCCCTTTCCCTGAATCAGATGGTGCACCTTATGGGACGA  
TATCAAGAGATAGGATTTGTGCTTACATTAGGAAAAGATGTGCCGAATCTAGTTTCAAGCAAAATTTGA  
GGATTGTATGAGTAAGGCTTTTGATGAAATTTGGAATACGGATTGGAATTCGTTATTTCTATGCTATAC  
ATCCAGGGGGTGGCGGATACTCAACCGGATCGAGGCAAAATTTGGGGTTAAGTGAAGAGAACTTAAT  
GCTACTCGTCATGTCTTAGTGAGTATGGTAATATGTCAAGTCCGACTGTGCTTTTTTGTGCTCGATGA  
AATGAGGAAACGATCTCATAGTGAAGAGAAGAGCAGACCGGTGATGGGCTGGAGTGGGGTGTTTTTGT  
TTGGGATTTGGACCGGCTTGACCGTGGAAACTATTGTGCTACGAAGTTGTCCAATAAAGACAAGTGTCT  
TAAAGTTTAGAGTCAACTTGGGATCCCTTTTTTATTTTTTATATTTCGAAGTCTTTTTTCTAGTGTGTTG  
GTGTGAGATCATTGTTTTTGTTCATTTCTTTGTAATAATACTGGTGCCAGTAATAACTGTATCAA  
ATAAACATGAAATGTTAGTGAAGTTCTATGTTTTCATTACCGAACTTTATCTTTTTTATGATTTCCGC  
CGTGATGAACCCTATTAATTGGCACTACCTTTATAAAAACATATGCAAGTTAGTAGTATTATACTATTA  
TGCCTACAGGGTAGCAGTAGCTATAAAAAAAAACCTATTGCAAGGCTGATAGTATTTAAGGGGAAAGA  
AGCATTTCATTTGCAGTCATTGGATATTTATCGGACGACCTTTAACTTGTACATCAACCGCAACAAA  
TTTTTACGACTGATATAATCCCTTTATCCAATTTTATCCCTCCAACCTCAAGTCATCAACTTTTCGCTA  
ACCTCCTGTAAATTTGTAATAGTTG

### PvG15 (+/+)

AAGGCAATTATTGTCCTTCCATATGTTTTTTTTTCTTTTTTCATGTTATCTAGCAAACATAAAATTTA  
TTTTTGTACATCTTTTGTGATAATATTTGTTAGAGATGAAGCATAACACGGACCCCTCCTAAATAT  
TCTACTACTTACTACGTAATTCTAGAATGTATTAGACTATATTAGAATATGAGAGAATGTAACGGAAC  
CCTCTAGAAGGGTATGTATATGTATAGAATGTAATAAAAGGGTATAGAAGATAGAAGATGTGATAAAT  
CTCTAGATCATTGCTTAGACTTGTATATAAGGGGATGACCCATCTCATTTGTAATCATCAAGTTTCGA  
GTGAGTAATAAGATACATTCTCCTACTTTCTCTCTCTCTAAATACTTGTGAGTTGAGTGTGAGCTTTA  
ATGCTTACTTAGTTGCAACAAGGTGTGAGTATTGTTAACTAAATGCCACACGAGCTTAAGAAAAC  
AGCCCGTGATCTTGATGGTGTAGATGGTTCTCAAAATTTGCTTGAGATCGGGGTACTATCAAGTTCCG  
TATTGCTCACGGAGATGAGGAAAAAACCGATTGCGTTACCCGGTATGGTTCCCTTTGAATTTCTTGTTA  
TGCCTTTTGGTTTACGAATGCTCCGGCTACGTTTTGTACGTAAATGAATAAGGTTTTCCAACCCCTC  
TTGGATCGCTTCGTGGTGTACTTGGATGACATCGTTATCTATAGTAAAACCTTGGAGGAATATAT  
TGATCACCTACGACAAGTTTTCCAAGTCTTGAAGGAAAATAGCCTCTATGTAAAGAAAAGAAAAGTGTG  
AGTTTGTCTGGGGTGAAGTGTCTTCTTGGACACAAAGTCCGAAAGTGGGAAGCTAAGGATGGATAAA  
GCCAAAGTTAAGGTGATACAAGAATGGGAGCCACCGAAGAAGGTTCCCGAGCTTCAGTCTTCTTAGG  
TTTGGCTAATTACTATCGACACTTTATAAAATGGTACTCTTCGATAGCGCCCCCTTAACAGATCTTT



TGAAGAAGAATAAATCTTGGGATTGAAACGAGAAGTGTGATGGAGCCTTTCGAAAATTGAAGATGGCG  
GAAATGGAAGAACCCGCTCTAGGTCTTCCCGATTATACTAAGGCGTATGAGGTGCACACCAATACTTT  
CGATTTTGTCTATTGGAGGGTTATCTTTTTTCCGTTAAGGTCGGGACTGCACTAGAAATCATACCGGTC  
CGACAAATGATGTGTTGGTTGTGTAAATTGCAATCAGACTATTACCGCAAATATACTAATGAATTTT  
TAGAGTATTTGCTAGGGGTGGGCAAAAAATCCGCAAAACCAACCCGTAACCCAATCCGCACGGATTGG  
GGCGGGTTGAGTGTCAAAAAAAGTCAATCCGCTCCGTTCCAATCCGTTTATATTTTGGCGGGTTGGG  
TTATTATTGGGGTTACCAAACCGCGGGTTAATCCGTCACAACCCGTTACAACCCGCTATATATATAAA  
AAATAAAAAATATATATTTATATATACATTGTGTGTATTTAAAGATAACAACCTCCCGGTATTATTA  
CATTTTAGTTTTCTTACTTGTGTGAATGTTATAAACGTATTATAAAATTGTTGTAATTTTTATTTATC  
TTTCAAACATACAATTTATTTTAAAATTTACGCCGATTATACAAACTATGAAAAATAAAAG

**PvG16 (+/+)**

ACATACAAAATTTTCCTTCATTCTGCAAAGAGAATACACCGAGAAAATGCAGGATTTAGAGGTTAACAG  
CTTACTGGTGGCTAGAACTTTCTCAACTTGAACCTCACCTCCTCGATTTATATTTATTTATTACTTTT  
TACCGGAAAATTCATGTGCAAGCGTTCAACAGTTCACATATGATTATGGCATTFTTTGTTCTGTTTCA  
AGAGCAATTAATTTTGTGTTTCTATTTTTTTTAGTTTGGCAAATGAAAAAGGTCAACCCCACTTC  
TTTAATTTTTTTGGTGTTCCTCAATTATCACACTGAAATTAATCAAACCGTTGACATTTTACAGGAAC  
ATGTTCTATATCTTAGTTTTGTAAACCGATTTTACATATATTTCCAGCTACATTTCTGATTTGAAAAG  
AAAACCTTTGGAAAATTTAACCATTTGCACCCTTTATGCTAAACTACATGACTCTCTTAATGTTTTG  
CAGGAACGCTCAGTTCTTCAAAAATGAGTGCTTATATTTATAGGGGGATTGTCTCTCTAGTAGTCAC  
CATTTTTCTTTCGAAAATTCAAAAATGACAAAAAACGTGGTTTGGTCGTCGATGTTGGTGGTGAGCCTG  
GTTACTCCATACGTAACCACCGATTTACGTCCCCAGTGATTACTTCTGGGAAGGTATTGTTAAGGAA  
TAGTTTCAGTTTCGTACACTGACTTGTATACTGATTATATTTTACACACCAACGTGATTAATTTTGC  
GATCAGTACAACAGTGTATTAGTATGCTTGTGTATAAAATTAGAAGAAAAGGAATCATAAGTTGGGG  
TCTTAACCTCGTTAACAAAATGACTTATTTGATTCAATAATCTATTATTTTGTACACTGTTCTGTCTAT  
CACATTTCTCCTGTTTTAGCCCTCAAACCTATGATTTTCTCCTGTGGTGAACAGAAGCAAAAAGAAAA  
GTGTTAGGTTAGGGTACTAATTACCAACTTCTATAGACTATAGGTTTTGGGTACAAAATTGAAATCGT  
ATGATAGTTAATATGCAAATTTATATTTAACTGAACTGCTGTCAGTCACTGAAAAAATGTTAAAATCCCTT  
TACAAATCCAGCTACAAGTTTGGACTGGTAATAGGGGGCATCTTTTAAACCATTCCTTATATTGTCCAA  
ACAGGTATTTTAACTTGCAGAGCTTTTCGAGCAAGCGTGTGAGCAACACAGGGAGAAAAGGCTTCT  
TGGAACGAGAAAAGTTGTTTCCAGAGAGATGGAAAAGGGTGTGATGGGAGATCATTTGAGAAGCTTC  
ACTTGGGTGAATATGAATGGTTAACCTATGGGCAGTTTTTTCAGGCTGTGTGTAATTTTGGATGTGGG  
TTGGCAAACTTGGGCATAAGACTGAAGAACGTGTAGCTATCTTTGCTGACACACGAGCCGAATGGTT  
CATCGCCTTGCAGGTGCTCATTTTAAATCTCATTATAATTAATCATTTTTGTTATTTATTTGTATGTT  
GAAATTACAACCTGTAAGCTGTATGGTCTCTGAGGAGGACATATTTGGTATGCTTTTAGTGTGTTGAGT  
TTTTAGTCAACAAGTGTCTTTGTTGCAGAAAACCTTTGTTGGAACGTTTGAAGATTTTGCACCTTGA  
TAATATAAGTTGAGAAAACAGTTGGAAACATCTTTTATTAAGATTGTGAATGTAAGACCCCATAC  
AAAGATCTGTTTGTGTTTTCTGTGAGATTGGTCTTTTCATTTCTTTTGTAACTCATCGCAAAGGTTCT  
TGACCAAATCCAACGATAATCGATTTTCTTCTAATGCAAATTAGCTATGATTCTTATCTATTTTATTG  
TTTGATAGTATTGGGCACCTTTGTATGATTTAGGGCTGCTTCAGGCGCAATGTCAGTGTGTCACAT  
ATATGCATCATTAGGTGAGGAGGCTTTGTGTCACTCACTGAATGAGGTAAAGTCTCCCTCCTCGACTAG  
TCTCTCACATGTACACATTTCTTTTACGATTTTGGAGTAAATCATGATATGCATTGTCACATTTTATCGC  
GCTTATGTACTTCTTTTATTCGTGAGCAACATTTCTATTGATCAACCAGTATACACTACTACTGAAAAC  
TTGATTCTGAACATTATTCTACGTTTTCTTCTAGAATAAACCGTCAATTTGTATCCTATTCTCTACTT  
TCACAGACAGAAGTTACAACAGTGATCTGTGGGAGTAAAGAATTAAGAAGCTTTTGGACATAGGTGG  
GCAACTCGACACGGTAAAACGTATTATATGTATGGATAATGGCATACTTCAAATGAGAGCAGTAACT  
GGACAATCACTTCTTTTAGTGATCTGGATAAACTTGGCCGAGAGAAATCCTATTGATGCAAATTTACCT  
GTGCGATCTGACGTGGCAGTGGTCATGTATACAAGTGGGAGCACTGGCTTACCCAAGGTTAGCCTATG  
ACTTTCAACATATTTAGAAATTTTGGCGCATACTTTTTTATTAATGTTTTGCTTACAGAGTCTCTC  
ATTTATGATTTGCATAGGCCATACTAGCATTTTTTTTAGCTTGATTGGTTCAAAAAGTTGTAGTTTGT  
TTGTTTCCGGTTTCAATAACAATTTGGTTCTTTTGCCTTAAAAAATACTGTAATATGAGAGTATCT  
TAATAAGAAGTAAAGTAGTCTGTGTCAATTTGAGTAGCCGGTTTCTGGAGTTCTCCAAAATGTTAAC  
CAATTGCTCCGTTTCTGATAAAAATTTTGTGTTGTTACATTAATATTTTGTCTTATACTTTG  
GTTTCAGGGTGTGATGATGACTCATGGCAATGTTCTAGCTACATGTGCTGCTGTAATGACAAATTTCCC  
TGGCTTAGGAAACAAAGACGTCTATTTAGCATATCTTCCCTTGGCTCATATCCTTGAACATCTGCCC  
AGGTACGTTACAATATCTTTTTTCTTTTTTCTTTCACATTCGATAGCTACTTTGTTAGGTTTCTTAC  
CATTTCTTCTTCTTCAATTTTTTTTGTTTTACAGAATTTTATAGCGGCTGTTGGTAGTTCAATAGGTTA  
TGGTTACCATTAACTTACGGATACATCAAACAAGATAAAGCGAGGAACAAAAGGAGATGCTTCCA  
TGTTAAGGCCTACACTAATGGCATCTGTCCAGCAATACTCGATCGCGTACGAGATGGTGTGTGGAAG  
AAGGTAATGATTTCTTTTTGGGATTATCCATCTGCGTTCATTGGAGAAAATAAACAAAGTTCTTTT  
TGATCATAATAAAAACAACCTAGTAAAATATATACCTAATTTGGGAGAACCAGATCTAGTTCTAGCT

TACATGTAAGAAGCTCACTTTTTTGGACACACTTGTCTAGCATCTCATTCCCTTCAATTTAAAGTAAGCA  
TGCTAACAAATATAAAGTGGATTGTTTTACATCACAGAAAAACAATTTCTTTTTCTTTGTATAG  
TGAGAAACAACCATGTATGATTGAGGAGAATACAAACCGACGTTATTTCTTTCTTTTAGTAAATAGAT  
CTTCAATGGATGGTGTATTGTGAAAATTCAGGTAATGGAGCTGATGGATTTTCAAAGAAATGTTTTG  
AACTGTCTTATTCACGTCGATTGTCTGCAATTAACGGAAAGTTGGTTTTGGTGCGTGGGGTTTAGAGAAG  
AGTATTTGGAATGTTCTCGTATTTGCAAAGGTCCGGGAAATTTGGGTGGACGAAATTCGTTATGTGCT  
ATCTGGAGGGCGCCCACTTTCTCCTGAGACTCAAAGATTTATAAATATTTGCCTTGGTTAGTATGGT  
TTTACCTTACATTTAACTTTAGCTAGCAACACAACATATTTACTTTTTATGTTTAGCATGTAG  
GTTTGATCAACTACATCAATTTTACTTTCTTTTCATGTTTGCTATTTACTTATGTGCGCTATTTACTA  
AGTAATTAACCCCTATACTATTAATTAAGCAACGTTTCTTTACTTCTGATCATATTCATTTATTC  
TGTCTTGAGGTTATGAGATTTCTCATTTTCTTTCTTTCTTTGGCTTGTCCATAATAATAGTGCTCC  
AATAGGTGAGGGCTATGGTCTCACCAGACTTTGTGCTGGCGGACATTTTCAGATTATGATGATACCT  
CTGTTGGCCGTGTTGGCCCTCCACTCCCTTGCTCATATAATTAAGGTAATTTCTACTTTTTGTTGTTATT  
TGACTCAAGATTTTTTTTATCTTTTTTTTTATATGCAAGTTACTGTAAAAGTTATAACTGCCCTTGTTA  
GTTGTTACAACATTTAAAGCTCATCTTGATTGAATTTGTTTTGAAATTTTCAGTTGATAGATTGGCC  
TGAGGGTGGATATCTAGCTAGTGATAAACCGATGCCTAGAGGAGAAAATGTTATTTGGAGGACCTAACG  
TTACTCTTGTTACTTTAAAATGAGGAGAAATCAAAGGAAGTTTACAAGGTAATACTTAAAAGAGT  
ACACATTTTCCACTATTTGCCAAGTCTAGCGTTGTAATTTCTTTTCGCATTTTTTTTATTTCTAAAAGG  
TTGATGAGAGGGGAATGAGGTGGTTTTACACAGGTGACATAGGAAGGTTTACATGGATGGTTGCCTT  
GAAATTTACGACCGTAAAAAGACATTTGTAAACTCCAGCAGGAGAATATGTCTCCTTGGGAAAGGT  
GTGTGAGGCTTAAAATATCTAACGATGCATATACAGAAATTTACTGTGTGCATATCTAAGTATAAGTT  
TTAAGACTTTAATAACTTCCATCATTTTCGTGTGGCAATGGTTTTGTACAGTTGAGGCGGTCCTAAT  
AGTGAGCTCTTATGTTGATAATATTATGCTACACGCTGATCCATTTTCATAGTTATTTGTGTCGCTGTCG  
TCGTACCCTCTCAATTCGCAGTTGAAGGATGGGCATCACAAAGGAATTCGTTTTCTAATTTTGCC  
GATTTGTGCCAGAAAGAAGAGACTATCAAGGAAGTGCATGTTTTCACTTGTAAGGTTAGACCTTGTAC  
AAAGAAAAAATTTTCATGCAGATTTCTACTTTCTAGTGATCCGTTTACTGGCAGTGTAAAATCAACCA  
GTTAGTTATTTGAACCTTGCAGTTCTGAGCGTGAATAATCAAATACTCTAACCAGTTAACCAACATTTA  
TCCCCCTTATACTTTGAAGTCTAACAATTTGAGGATAGCTATTTGAAGTTCACTTTTAAATAGGTC  
CGGTATTTTTCAAGGTTGAAAAGTTATTTTTGTGTGGAACATTTAAATTAATAACCAACAGGTTAA  
ACAGGAAGCAGCTCTAAGCTCCTCTCCTTTTCAGACTCCATGATTATAATCATTTGATTTTTTTTCATC  
ATACAGGCTGGAAAACAGGCTCGGCTAGAGAAGTTTGGAGATTCCGGCAAGGATTAAGTTGCTAACTGA  
GCCATGGACTCCCAGTCTGGCCTTGTACATCGGCCCTTAAAATCAAAGAGAGACGATTCGGAAAA  
CGTTTTCGGATGAACTTGCTCTCCTATACAAATCATAGGTTGCTCAAAAAATTAATAATTTGCAGATCA  
ATAAAGAGATCGCTAAAGCATCGGTGTACCATATACAACCCGCTCTTCTTACTTTTTGACTAATTCATT  
CTTGTGTTGCTTATCTTGTGTTCTTCAATCTCCATTTCAATTTTGTCTTTTTAGCAGTTTCTTAAATTT  
TTATAATTTTGTGAAAAAATTATCTTTAGAGAGGTGAATTCGACTTATTTTTATGACTTCTCATTTC  
CTTTTTCTTAAATAACAATAGTATATTGTCCAATTTTTTATGAGAGTTTCAAAGGATAAAGTAC  
GCAAGTTACAATGCTCATTACTCGTTACATTTTCCCTTTCTTTTTTGTCAATAATTTATCAATTTATGT  
TACTGCGGTGGGTACGTTACAACCAAAAAATGCTCATAAATATGTCACATTGACATCAACCTTGGATC  
CATTTTTACTGGGCCAAGGCTTCTTTTTTAAAATTTGATTTGAAAAGAGTCGTAACGCT

**PvG17 (+/+)**

TTGAGTGCAATTTCTGTCAACATCCGAAAGAAATAGATCCATAAATGTGAGATATAACGACCGTAATTT  
CATCGATTTATGGTGTAGTATTTTAATTTGACGAAATTTTCATAATTYAGTATATTAATTTAAAAA  
TAGTAGTTGAGTCGCTAAATCGTTAAAGAAGTAGTTTTGTTTGTAAATTAATAATAAAGTAGAGGTA  
TAATGATAATGTAACCGTAATATAATTTGATGTGACCAGTATATAAAAAATGAAAGGAGTTGTATAT  
TAAAATTAATAAAAAACAGAATATGGAAACGTCATACAAGTATGGGAGTGGGTGGCCACAGCGTCAG  
TTACTTCTTCAACCCACGCATCTATATCACTACACAACCCCCCTACTCTCTCTCTCTCTGTATA  
TCTGTAGTCTATATACATACATAATAAATACTCCATTATTTATTTATTTACTACTTATTTTGACATAG  
ATATTATATTATATATACTGCGTGATGAATCTACTACGACGTCATCATGCTCATCCACCCAAGATC  
AGTTATCATCGGCGTTTGGCACCTTTGCCTTCACGAGCGTCTCCTCATCCTGGCCGTTAACCAAAAGG  
TCCAAAACCAATCCAACGGCTACCTTTACAACAGAGCTCCTAAACCTCACCAGTTTAAACAGCAATAAA  
AACGCGGCACAGATTAAGATTAGTAAACAAGATATTCGCGTTGAGAAACTCGATTCTCACTCGCTTCGA  
TTCTCTTCGACGTAATTTCTGGTTCAATTTCTGATGATAATGCCACGTCATCCCGGATCAAGGTATAT  
TTTACGTACCCGTATATATTACGTAAGTGGTGTATATATATTTGTTGTTTGTGGTTCATTATGAAA  
ATGACCTCTTTGTTTTTAAGTGTGAATTCAGATTTTACTGTTTTTCCCAAGTTTTGGAATAATGTGTT  
TAGTTGGGATTTGGAAATATGGGTGATAGATTTGGGACCATTATAGAAATTTTCGTTATTTTAAATATC  
AGGTGCCAATTTACATAATCAATTATATTACTGATTTTTTAGGGGTGTCAAACATTGTTAATTTTTTA  
CAAAANNNAAAAAAAAAAAAACGGTTATTGGGGTTAGTAGAGAGTCGTGGACAAGTGATAAAAAATATGG  
GTGCCAATCCATTAATTTAAACAAATTTAGGTAAATTCATGTTAAATAATAAAAAATAAATTTGTAG  
TTTTGTCCCTCCGATCTCCCGATGCTAATAACCCATGTTGTTTCATAATTTATCCACTTTAATAAAAAAT

TACAGAATCCATTTAGCACTTTTTAATTAATAAAAAAGGCACATGACATGTGATTTGACTGGTATTTTGGT  
AATTTTCGAGGTTCAATGATTGCAATTTATTTGAATTTGTGCAATTTTAAAAGTGACGTTTAAATTTTGA  
AAGAGAGAGAGAGTAATAGATTGTAAAGGGATTGAGAAAATTTACATGGGACTAGTAAATGTGATTTG  
TCATTTTGGAGTTTCAGTATGAATTTATATTGCTATTTAGGACCAAGTGTGTTAATTTTGGAACTTA  
GTAACCTTTACTATAGCGGTTTATTGATGTTCCCTTTGAAGGTTGCTGCGGAGTATGTGTTTTTCGTGTT  
AGGTAGGCTAGAAAAATGGAAGTATAAGAATTAGGTACCAGATTGTGAAACATTGGCTTTTTTATTTTG  
TAGTTTTATATTTTACATTAACCCACATGTATTAGTCTAGTAATCAGATAGTAACGGTGAATTCGT  
CTCAAAAAATAAATATATAGTAACGGTTGATGAACACTGAACGCTTCTTTACCCTGTAAATAAACA  
AACCTACTTAATACTGTATATATTTATTTCTATAATTGATTTCTTTTAGAATTGCCTTACCCTCTCG  
TAAACAAGAAGATTTGAACGATACACAACACTATGACCAAGTTTGTGTTAGAGTGCATCAATTACAATAT  
TGTAGAATAAAAAGGTAAATATTTTATTGTAATAGAAATAGATTGAGAGCTTGATTGATCCAGCAAATGA  
ATTTTTTTTTTATATAATACGACGAAGGAAAAGGAAAAGAGAAAAGCATATTTGTAACTCTGTGTGAAGGA  
AACCATGAACCTTGAGGCATTTCTTACAATTGGATTATTATTCTACAAATACGCCCTAATTTTCTAATTG  
GCGGAGATTTAATAGGTAGTTTATGTGTTCCAGACATTGGGCTTTAACCAGGTTGTTGATTTTCTACA  
AACTCTGTATTAATAATTTCTGCTACTGTAATTTCTATTTAAAATTTCCCTCAAGATTCAAACCTCACTGTT  
AAAAGACTTGAAACCATTGGGCAATTCTAACTATTACCTAGATTACCTTTTTTATGTCTATATGTATAA  
GAATTTGTATATTACATTGACATGATTTCTTATGTATAGTACTCTATGGCAATCTTTTTATGCTGATT  
GTTGAACATGGTGTGCAAGTTTCTTTTTGCTGTTCCCTGTTTTAACATGCGTGTGTTTTGTTCTATA  
GTGATGTTACAGCTAATTTATTTGTCACCTTTGAAAAGATAATTAAGTAACCTCTAACGAGCAATGA  
CAAGTTTAGAATAAGGTTGGTTTGTATGCGTTAAAACCTAAAGAATTTGTGTTGAATGAGCAAAGT  
TTTGGTGAATAATTTATTTGATCAATTGATTGATCATAAATATGTTTTTGTAAACAAGTAATCCATTTT  
TTCTCTTTCAATCTTCTGACCATTTAGCTTCTTAAAACCTTGATGTTTTATCGACAGATCATTTTTAG  
CTTTGATTGAATTTTCTTGAATACCCTTATGCTTAAATGAAGATAAGGAATTAACACACCACCTCGC  
TATCTGATTAATTTTTCATTGATGTTTATCGAGTATCTTAAACAAATCATGTAATTTCTAAATTTCTGTTA  
CTACAGGACTAGAGTGTTTTATGATTGTTTGCTAATCTATGGGTATTTACAGATTCATTTATATCAAT  
CAAATTTGAAGACAATGGAGTAGCTTCATGGGACAAGGGCATTAGTGTCTCAAAGGTATCCCTAGACC  
ACTGCAACATCTCATGGAACAAACACAACCAAGTTTGAAGCCAACTAAACAATACCAGGAG  
GGCGGAATGGTAATTAACACCCCTGAGATGCCAGTACGGGTCGGTGGGCTAAACGGATTGG  
GCACATGTTCCAGCTCATTAGATGGAAGAGGCTACTAGCAAAGGAAGCGGTGGTGTCCACAGCAATG  
TGAGAAAATAGCAATGTTGCCAATGGGTGGATAAGAAGCTCTGACAAAAGAGAAGGCCAAAGAAATAAGG  
TGGTGTGGTGTGGTGTGTTATGTAGAGAAAAAGGAAAAAGTAACACTTTTTGAATGTGAATGTATTAT  
GTATATAGTTTATAATAGTACTATATTTCTTGTGATATGAAATGGTCAAAATAGCCTTTGCCCATATCT  
AAAAATGTGCTTTTGTCTGGTCTCTGTGCTCTACCCCTTTGATTGCTTATAATGTTCCCTGAATCTA  
AAGCATTTGCCTATTGATGAGTCCCAAGTTGCTTCTCTTTCACATTCACAAGCTCACACTTTTTTATA  
AAGCAAATTTCAAAAAAATCTGTACTGAACTTTTAAAAAATGATTTGATTGTGACCGATTACTTGCA  
AATTAGTATTTACTGTTGTAATCGTTAGTTTTACCTTTTTTGAACATTTTTTCTCATTATGTTTAATA  
CTGTTACTAATAGACATAACTATTTTTTGTAGTACTACTTTTCTCAATTTGTGTTCTCTTATTTTCGCA  
AAGCTACTAAGAAAAACA

**PvG18 (+/+)**

TGACATCTTGGAAATATAAACTAGAGAAAAATAAAAAATATCCCAAACAAATATAGTCCATTTTTTCCAA  
ACAAGGAAAATGACTGGCTGGACTTTTTGGTCTTTCAGGAAATAACTAAAAATGAAAAATACAAAAAC  
AAAGAAATATGTGGATTATCTCATAGGATATCCAAGTAATCCTAGGTGGCAAAATATGAAACCCCTCC  
CTCACACAATACTAGAAAATAGAGTCACAATATAGAGGATGTGGAGAAGGAGAATGCCACGTGCTTAT  
CACGTGCCCCCACAGATGTCCACGTGTCAGTTTACAGCAGGCTGTTGAGATTGCGGGTACTGCATC  
CACTTATCAACTAAATAAACAGAAATTTAATTTTCAACTGAACAAACACAAACAAAAATGACACCAT  
TTTTCTTCTCTTCTCTTTCTTGA AAAAATATACAACACCATTTTCTTTAATTTCTTCTCTTCTCATT  
TCATTCTCTCTTTGTA AAAACAACATGTCTGTTGTTGCCACGGCTGCGAATCTCTCGATTCTTCTAT  
CTCTCTTAGTTCGCTCGAGTAAATTCAGTACCAAGAAGGTATATTTTTTACC AAATCTTTGATCATT  
GTCACCTTCTAGTCTCTTGATCTTATATTTCAACTACCCTTTTGGCTGTTGAAATATATGTTGTGTA  
TTAGTTACTATAAGTTGGTCAAGTAATATCATATGCACACAAAAAAGAAGAAGATAGGGTCTTTAGTT  
TTATACAGCATAACGGTATATAGTTTTTAAATCTTTGTATGAAGTGAAGATTGCCCGTCCCTTGTGTCA  
CTCCTAGACGTTACTGTGCTTGAACAGTGAATTTGCTTGTGTTGTTGTAAGCAATTTATTTGACAAGTGT  
AGAACTTAAAAGGTATATAGTTTTTAAATTTCTGTATGAAGTCGAGGATTGCCCGTCCCTTGTGTCAC  
CCTAGACGTTACTGTGCTTGAACAGTGAATTTGCTTGTGTTGGTAAAGCAATTTATTTGACAAGTGT  
AACTTAGAAGGTACTATGTACATACAGCTTTCAATTTCTAACTTTTAGGCTATAAACTGTAAATTAGG  
TTATCAGGTGATTAACCAAATCAAATCTGTGAAAGAGAGGGAAAAGAGCATAAAAAATGCAACCAAACA  
CAACTAGATTTATAGAGATGTTTACATATGGAGTGAAGTGAGCATTTAAGTTGCATGGATACGGATA  
CGGATACGGATACGAGTATCATATCCGATACGATACGGATACCCGAATACGGTTTTAAAAAATAAAT  
AGGATACGATACCGCTTGGAAACGTCAATCATTAGAATATTAATATATATTTTTATATATAAATAAAAG  
TATCAACAAATATTTCAAAACAAAAGCAGCTAACATAGATAGCAAGAGAGAGGGAATAGAAGGAGAGAG

TTAGTCTTAGAAAAGAGACTTTTTCTTTCCCGTTAATACCCCATTCCTCTCCATATTAATGTGTATGT  
ATATGTTTGTAAATAAGTATCTATATGTTTGTATGTAATAGTAAAGGTAAAGTAGATTTGAAATTGGT  
AAAGTACTTGTGTGCCATTATTACATGTTTTTTTTTAGAAAAAATATAAATTTTTTTTTGAGTTTTT  
TTTTTACATCCAAAACGTATCCGATACGTATCCAAAACGTATCCAGATTGGTCAAACCTCAAATAGT  
CAACGATACTCCAAATCACGTATCCGATACCGTATCCGTATCCGTATCCGTATCGTATCGCCGTATCC  
GTATCTGATACTCCAAAAAATAAAATCGAAGTATCCGTGCTACATAGTTCACAACCTATGGTAATA  
AAGATGCTGGAATTACCCATCAATTCAGTCCAAGAAAATGCTAGCCTAATGACAAAATAAGTCTTAA  
TTCCATGGATTTAATTTCTGTATATGCATGTGTTTCCAGGATGTCCTTTAGGAATTAATTTGAACTGGAC  
TTGTTTGGAAAGGCTTATAGTTATATGAAGTTTATTTGAAATACATATCTTTTTAGCCATCTTGATGAA  
AACAGACTGTTGTGTTTTGCAATAGCAAAGGCCGTAATTTGGCGGGAATTTGACAGCCACCTTAATAAAG  
GGTTCTTGGTACAGAGTTCAATCTTACCAATTATAATATATCGAGTCTTTTTGGCTTTATAAGTAGG  
GTACAATTTGGAGGATGTTGATAAAGATAGTCAATATATCTTAATGATTTTAGATCTGAGGATGGTCT  
AGTGTACATTTATACCTACATTAGCCGTAATGATAACTAAGAAAATACAAAAAATAAGTTTTTCATTCC  
ATTCTTAACTGGCGTAATACGGAAAAGTCCAGATTCCAGATGTTTCTTCACTGTGTGAGTTGAACTAT  
AACTGATAGAATAAGTTGCAAAAATGGAACCTCAACCAATATCAAGCCTAGGTGATGTATAAGGAT  
AATCACCTTTTTGATGCGAATCGTCTAATTAGGAAAATGACCGCTGTTATACAAACCTTACCATTA  
TCATTTTGGGTGATTTTTATCTACTAATCTGGAGGACGACTGCAATTTAGGCTGCTAGGGCTGGCTT  
TAGAGTATACGCTATATTAGGAGAAGAAAATGATTTAACAGACAAGAAAAGCATATGGGGACCGCTCT  
TTGACGTGGAAGATCCGAGGTCTAAATTTCCACAAGCTAAAGGGAAAATTTTTGGAAGCAAATCAAGCC  
ATAGAAGTGGCTCGATTTGATATACAGTATTGTGATTGGAGGGCTCGACAAGATCTCTCGCCATCAT  
GCTCTGCATAATAAGGTTCAATATACAATTATTATTTTTCAACTTTAACGTTTTTCTTTTGGTTCTA  
ATTGTTGCTTAGGTGATTTTTTCTCATTTTTGAGGTTATATTCTTGTAGGTGGTGGATGTATTAACCC  
TTTAGCCCGGATTATAAATCCATTGGTACCTTAAAGAAGGACCTTGCAGAAATGCAAAAATGACCTCG  
CAGATGCTCATAGACAGGTATGGAAATGGACTAACATAATAAAGTATGCTTTCTTGTGAAATGCGTTT  
ACAATGACACTTCTCCATGCCACATATTCAAGGATGTATAAGTTACCTTGACTTTTTACAGTAACAAT  
TAAGGCTAAAAAATCCTAACTTTTTATGTTACTTGTAAATTTAGCCATATTATGGGAAGGGATACATAA  
TCCTAATAAATCCTTCAAAGTGTGGGGACATTTGAAACCCCATCTGCTGGACCTTCAGAAGTAACGAA  
TCAAATTAAGGTTTTAAGTGTGAAATAAATTTAGGACTAAAGTGGTGTATCAAAAAGAACTTCTA  
ATGATGAAAGGAGGTTCTAAAGGAAAAAATAAAGATATTTGATCTTACATACCAGTGTCTGGAGAT  
TCTTCATAGCTGAGAAGCATTTCGACCGTGTTTTTTCTGAGACATTTCAATACCCTTTTTATATTTA  
ATTCTTGCAGGTTTCAATTTATCCGAAGTTAGAGTTTTCAAGTGCCTTAGATCGGCTAGCACACATGGAA  
GAATTAGTCAGTGACAACTATTACAAGAGAGGCTAATAGAATCTGAAACCACATCCCTTTGTCCAAG  
TACTTCCACGTCTTCTGTAGACATTGCCAAAAGAAAACAAACCCGCTCGTAAAACCTTGACGTATCTG  
GTCCTGTTCCACCTTACAATCCTCGTTTTGAAGAACTTTTTGGTACCCCATTTGCTTTCTCCAGGGACCTC  
AACGATGATACCATGGTAAGAGTCCTTTTGAAAAGTGTGCTTAATTTAGTATGTCAAGAGAACAAAT  
AGTAATCAAAAGGAGGGCATACTATAAATGGGATAAGTATAGTCTTACATCTTAAATGGGAAAGAGT  
TGGACAGACTTAGGAAGACCAGTTAGCCTTTATTTAAGGTTTTCAAATGAGATACAACAAATAAAACG  
CATTGGTAATAGTTGTACATACACAACCTTTAGGGATTTGAGTCAGAAAAGTCCAGTTCTATGTCTCAA  
AGGGAACCTTTTGTATTGCAAAACCATTTTTTTGCGCTTATCACGGGATACTTATCTGATATTTACA  
ATTTATGATTTTTCGTAATAATTTTCGAAGCTAGTAACAGAAAGACTGAGATCAAACCTCAGGCACACAGAT  
TTACAAGTTAATTATTATTATTATTTTTTGTGCAATTACTCATTACTTTTTCACTATCAAATAGGTT  
CCAATTGAATGTTTTGAGGAACCTTTGGGTTATATTTTCGTGGAAAAGATGGGCAACCAGGATGTGTCCA  
GAACACGTGCGCTCACAGAGCATGCCACTTCACTTTGGCTCAGTTAATGAAGGTCGCATCCAATGTC  
CCTACCACGGTGTGAGTCGAGACAATTAGAATCGAGTCTTACATCATAATAAGAAAAGAAAACAAGAACT  
ACGTAAGGAGGAAAAACAATGCTCATGAAGTGCATTTAATCATTGTTGCTCACTCGCATTTTTGGGAAA  
CATGACGCATTTCTAAGATCCAACACGGTCCATGTAGACTAGATCAATCCAAGTTTGCCGCATAAAAT  
CCTATATTAATAAAGTATAAATAAATTATATAGTAAACTTACTCCTGGCTATTTTTGCTTTACAGCAAGG  
TAGACTTGATTTTTGAGTTTAGGCTAAAATTTGACATCCTGAATTTTTCTGTTATGTTATGAAACGTTAG  
GTTGGGAATACACAACAGACGGAAAAGTGTGAGAAAATGCCATCTACGAAAAAACTAAATGTGAAAATA  
AAAGCATTACCGTGTTTTTGAAAGTGAAGGAAATGATATGGATCTGGCCAGGGACTGACCCCCAGCCGC  
CAACATACCTTCTTTACAGCCTCCTCCTGGTTTTCAAATACACGCAGAGGTTTTGTGTCCATTTCTTTT  
TATTTTTTAACTAGTTTTGTTGCTGCTAGTACAAGGGGATACATTGATTTCTTTATGCCTTTTTTCAT  
TAAGATTCTCAGTGTTTTATACTATTTTACTGATAATTTGTTGGGATTTTCAGATTGTGATGGAACCTC  
CAGTGGAGCATGGGCTACTTCTGGACAACCTTTTTGGATCTCGCACACGCCCCGTTCACTCACACATCC  
ACTTTTCGCCAAAGGATGGAGTGTTCGAAGTTCGTTTAAATTTATACTTTATATATCAAACCTTGTGT  
TTACCGGATGAAGTGTGTTTAAATTTTGTGAGATAAGTTATTATTTACCATAACATAAATCAAC  
TTTTTCCAGCATGGTGAAGTTTTTACTCCTTCAAGTGGGCTACAAGGATATTGGGACCTTACCCAA  
TTGACATGGAGTTTCGACCCCTTGTATGGTGTGTCAACAATAGGGATTTCTAAACCGGGAAAGTTA  
GAAGGGCAGAGCACTAAACAATGTTCAACTCATCTTCACTCACTACATGTGTGCTTACCATCATCGAA  
AAATAAGACAAGGTTATTGTACAGGATGTCACTAGATTTTGCGCCCTTTGCTAAAGCATATCCCTCTTA  
TGCAGTATGTGTGGCGGCATTTTTGCTGAGCAGGTTAGATACTTTTTGGTAATTTTTCTCTATATATA

AAGTAGATTTGGGCTCCTTCATTGTGGTATTTCAAGAGAGAATATTCCTAGAACTGTTTTAAACCTAT  
CCACCAGCCATGATTTATACTAACATGCACATTAATCAACAGTAAAGCTTGCTATTTTATGACCAAGT  
GCGAATACCTGATAAGGGTACCCGGCTTTTGAACATCCTTTTTTTACAGGACACTTCAAATGATCTGT  
ATCATCTTAAAACCTCTAAATACCACTCACGGACATCACATAATTTAGATATGATTTGTAAGACTAAAA  
ATTGTCATCAAGTTCAAAATGAGGCAAACCTGTCAACTGAATTTTTTGAATATCCTAATTTTCAGTTCT  
GAATGAGGATCTACGACTCGTTCTCGGACAACAAGACAGGATGATAAATGGGGCAAACGCTCGGAATT  
TGCCCGTTTTCTTATGATAAGTTGGGAGTAAGGTACCGGCAATGGAGAGAAGCTGTAGAGAGTGGAGTT  
AAGCAATTGCCATTCACGGATTCAAATAGGACTACTATCAAGAACAACCTTTTTCTAATTCTCTGTA  
GGCTGTTCTCTTATAGCTGTCTGTTCTGAGCTAAAACCTGCAGATGTTTCCACCATGCAAAATATCA  
GCAGGTCATACCCCAACCCGATATATGGAAAACCTGTAATAAGGATATAACAGGAGAGAGATGGTCTC  
TAACGTACACTCAGTTTTGTATTTTTTCATGCACAGTTCATCAATCCTTTTTTCCCTCATTTTTTTT  
GGTGGTCTCTAATGGCTAACAGAAGCCATGAAAATTGTAAGCAAAAAGTAGTCTGGAACGAAGTGCCT  
GTTGTAAATTGACATCATATTTGTCTTGTAAAAAGAGTTTGTGATTTTGCCCTGTGATTTAAGTCATA  
CACTTGCATATATCTATTGTTTCATAGCACGCATTCAAAACATGTATATCAGTGTGAGCTGTTAAGGAT  
GGTGTGGTGCATGTAGAAACACCACCCTTAACAGCTCACACTGATTAGAT

### PvG19 (+/-)

GGCTAACAGAAGCCATGAAAATTGTAAGCAAAAAGTAGTCTGGAACGAAGTGCCTGTTGTAAATTGAC  
ATCATATTTGTCTTGTAAAAAGAGTTTGTGATTTTGCCCTGTGATTTAAGTCATACACTTGCATATAT  
CTATTGTTTCATAGCACGCATTCAAACATGTATATCAGTGTGAGCTGTTAAGGATGGTGTGGTGCAT  
GTAGAAACACCACCCTTAACAGCTCACACTGATTAGATAATTCCTCGATCTAGTATCACAAATAAGTAT  
ACTTTCAACCTCCTGCTTTATGTATAACAGTATAAAAAGATATAACTAAAAGGAAACCAATACCAATTTG  
TAAACATCTTCTTATATGCCATATTATTAGTATTACACAAAAGCTACCGAAGAAAACAGAAAAGCAACA  
GAACTAACCCAAACCCACACAATCTTCAGTTCCTCACACCCTGACCGAAAACAAAACCTAAATTCAC  
TCCACTAGAAAACGAGAAAATTCAAGCTGACACCCACAAAAGGGACAAAACCTTGAACCCGAATCCA  
CCTCTCTCAAACACGACTCACATCTCAGTTCACCCCGACACCCTTCTTATAGGCGGAAAAAAGAAT  
CCGCAGTTGTGCGAGTGCATGACTGGTCCACTGTCTTTCCCTTTCCACTCCAAACCGGCACAAAAA  
CACCTTCAGAACCTTCTCACACTCCACTAGGTCCGACGCTGAGCTGCACGCTATGCACCGTCTTATCC  
CGGGTTTTGATCACTTGGCTCACCTTCTGGCTCACTCCACTAAAAAAAAGAAAAACATATATTTCTCT  
CTCTCTCTATATATATATATCTAATTTCCAAGCAGCTGTTCTATTTAGTATATACCAGAGATGGTTTT  
TCTGGTGGATTCTGGATTTTGGCGCAAGAAAATTGGGTAAAAGTTACCTCCTGAACTATGGGTATTATGC  
AATTAAGCCCCAGTTTTTCAACTTTTTGTAATTGGTTCATGTGAACATATGCTAACTTTCAGAATTA  
TTTCATGTCTGCCTTCAAGTTGACATTTTGTATTAGTTTGTGATGAAACAAGCAACTTTAAATGAGATG  
GGGCGAGATTTAAATAATTTTACATTTTTTATCATTTTTTATCAGAATGGGTGAGAACAATTATCTAT  
ATTTAGATCCTTTCATGGACCTTTTATATTATTTAGATTTGACATTTGTTTCTATACATGTAGTTAGT  
TTAACAAACATGTGGCAAAGGGTGTACGGAAATAAAAATTGAGTTTCGAACCTTTCGCACAGTATATT  
GGGAAAGGTCGATA

### PvG20 (+/-)

AAAAAATTCGAAAAAGGCTGAAAAGTAAGACTTAAGATATAGAAGGATAGTTGACTTTTTGGCCATCAC  
ACCTTCTTCAAACAGACGATGCTTTAACAATCAAAGGTAAAAACAACATCTTAAAAATAACTATTTCAA  
TCGTCCCAAAAAAATGTCTCGATCATTGGTTTTTTCAGTAATATTAATAAATATAGTTGGAATAAT  
TAATAAGCTTGCAATTTCACTCATATCCTTTGAATAATATTGATGTTAATAATAGTTGTTATCGATA  
GACATTCATATGAGTATATATGAAAATAAAGCACTCACCTCGTAAATGAAAACGAGCTATAATTTG  
GGACAAACAAATAATGAAATTGGACTATTGTTTTAAACCGATTATTAATTTTGTTTTCCCTCCGATAA  
CACAATAGACATAGCACAAATCGCACTACTAGGCACATTCACTCTAAGCACACACATCAAGCTTTCTAG  
CGGAACCTTTAATTTGGGATATCATCTCTCTCGCCATATAAGCACCTGGCAGCTTCAAGAGCGAAAT  
ATGTGAGGATAACGTCGGCTCCAGCTCGTCCGAGGCACATCAGTACTCCATCATCACTCGTTCTCTCA  
TCAATCATATTTAACATCCCTCCCGCTTTAATGGTTGAGTATTTCCCGGAAACCTAAATATTAATAAC  
AAATATTGTGGTTATAAATTTCAACTTGATGGCAAGGAAAAAGATTTTCAGTTTGAACCACTGAAGGAA  
AAGGTCTTTTTTCTATGAGTGCCATATAAAAACATGACATGTCATTTCAAGATAGTCATTAAGACAATCG  
GATTTGTAAAGCTTATAAAAATAAAGAATAACACGAAAAGTATTAACAAGAATAACAGGATAAAAAA  
GTGATTAGTATAACATTAAGAACCTGATATGCCCAATTTGGCAAAGGAGAAATTTGTCACGAAGAAGCCT  
GATAATATCCAAGTAAGGCAGACTGGTTTACCTGCAATTTGGTTTTATATATTTTTTGGATAATTTT  
AGTCTTTTCGATTTTGCACATTTGGATATAGTCTAGTTTAAATATAAAAAATAGAAGATGAAACGAAC  
CAGGAGGATATCTGCGCCTTACAGCTCATCTCGTGGTCTCAATCAACGCTTCTCTGTAGTTGGCTG  
GGTTTCATCTGGTAACTTTTATTATAAAAACAAAAGAAAACAACAATTAATAATCAATTTGAACT  
ACTACAACCGATTTGGTTCCAGTCAAGACTGGAGGATTATATTTGAAAAACCTCGTACGTTTTCTTAT  
CTCCAAACCGTGGATTTGACTCCAGAGCTTACGAAAATGGGCCATAAAAATGAACTCGCATACCTATAA  
TAGAATAAACATAGAAAAGTATAACTACAAAAGAAAAAGAGGAAAGAAAAAGCGAAGCGGAAAGTAGATGAA

AAAAACAGAACATAATGAAATAGTAGCATATTTACTTCGCAGTATAGGACATGATCAACACATGCTCA  
AAACCTTCATCATCTAGAGCAGATCGGATTGCTCCTATACGACCATCCATCATGCTACTGGGTGCGAC  
AACGTCTGCTCCTGCTCGGGCCTAAATATAGAAATTA AAAAGCTGATGAATCTGCGCTATTTAGATAC  
ATATGACTTATGCAATGATAAAAAAATAACCTGCGCTACAGCCTGTTTACACAATGATGCACAGTT  
TCATCATTCAATATAACTCCTGCATCAAGCCAAGTGTATTTTTGATATTCTAAGAGACCAGTGATTAT  
ATACTTAAAATTATACTAAAGGAGTTTGTCTCACCATCTTCTCTAACAATACCATCATGGCCATCAGAT  
GAATACGGATCTAACGCGACATCAGTGAAATTTATCTAATAACAATAACAAGACATCAGAACCATAA  
AAAAACTAATCAAAAGGGTTTCAGCCTTCATGGTTATATTAATAAAATGATAAACAGAAATGAAAAAT  
AATTGATTAACGTACAAGATCAGGGTACTTGTCTTTGAGTAACTTGATTGCTCGTGGGACTAATCCAT  
TTTCGTTGTAGGCTTCGTCCCCTGTAGGAGACTGGATCGAATGCTTATAGTATTAGACTGTGTAAACAA  
AAACATGTATTTTGTGACACTTAGATGGTGAATATGAACCTTTAGAGCATCTGGAACCTTTTGGGAAGA  
GCACAATGCTGTTGACACCTACATCCCGGGCCTTTGACACCTATGATCAAGAAATAAAAAATCAAAATC  
AAATGTGAAATACTAAATAACTGAACACCCTTTGAAGAACAATAATGGTGTTTGAATAAGGTTAAATAA  
AAAATTTACACTAAAAGAAGCATATGTTGCATTACATAAGTTCTAAAATATTATATAAACGCAAAAGCA  
TTTGTAATCAGGAAAAGTAAGAGGAGCGGCCAAAATTAGGTAAAAGTTTGATAATTAAGGTTTAAACTT  
CAGGAAAGTACATAAAAGGGCTAATCTGGTGCACGAAGCTGTATGCGCGGGTCCGGGGAAGTCGGGCC  
ACTATGGGCCTCTTGTAGACAGCCTTCCCTTGAATATTTGCAAGAGGCTGCAGCATCGACAAGACCC  
CATGACCTCCACATCACAATGGCAGCAACTTTACCATTACGCCAAGGCTCACCTCTTTAGGAAAATA  
AATAATGAACCTTAATTGTTTCCCTTATAGTTGATTCAATCATTTACAGTGCTAATTTCTGCTGTGTA  
CATGTAACAATATCGACATCATCAAATCATATGAATAAGTAGATAAGAAGAATTGAAATTCAGGAGC  
GTAATAATTAGTTATATTCAAGGAGCGTAAAATTAGTTAGCTTCTTTTACTGACCTCCTCAATTAGCC  
CATGTCTCCACCAAGTCTGTAACATCCGGGCATAGCCCCAATAGGGGTGTTTTGTTTACCCTGTTATC  
AGACAAAAGATATATATTACAACCTTTAATTTTTCTATCCTTTTTGTTGGTGAATAAAGTGAGAGAGAGA  
ATCCAAATACTGCGGATACACAAAATTGATGCCAACCTTCATGAATAAAAAAGCGGATAAAACAAAGTTT  
GCAGGTTTCAAGCTAGTTTCTTGAACGCTGCTCTCAATACCGGTGATCTCCTATTACGACGTGGCCG  
CCGAGTAAGTGGCTGACATAAGGAGACAATAGATACATAAAAACTGATCAACACAAAAAGGAGCTAG  
AGGAAAACATAAATTAAGAAATTAATAGCTACCGTGAACCTATTGATGCTCAAAATTTACTGCATTAG  
GCTTAGAAGAGATTGTGTACTTGGATACTCAACTTCCAACCTGAGTTTTTGCAGTTTTAATCTTGAAA  
ACTACTTCTTCTTTAAAACCAAAAAAAGTATTTTTTTTAGCTATTTCAACCAATTTTTTTCTAAAA  
CTAAGGGAAAAAAGCTTTGCTGTTCAACAATCAAAACTTTTCAAGATTCTCCTGCAGAAATTAATTCATTT  
ACTTACCATTCTAAAAGTTATATTAGATCTAATGAAACAAGGCAACATCCATCATTTCATTCACATTT  
CAATCAATCCACTAATAACCAATAAAAACAAAAAAATCTTTTAGTGAGTGGAGCAACTAATTTTT  
AGCACAAACACGGATCATAATGTGTTTGTATACTTACAAGTGAAGATGCCATAGGAGTACCAACTGGC  
ACGGAGGGCTTAGGTGGCACTGGTGGTGAGGCAG

**PvG21 (+/+)**

TTCAAGGTATATTGCTGTACTAGTTTCAAGTACCATTGTCTTTAGTTACTTTTTATTTATCTTTTGGATTT  
TTATTATTCTTGGGTTTTCTAATCTGACCTTAATGTGAATCTATGATCCTTATATGATTCTTAAACTTC  
CAATTAGATACTAAAAAGTTGAAAAAATTCCTGACCAAGTAACTGAAATGATTTCTCTTGTATTTTTTA  
TTAAGTTTTTTCATGATAAGGAGGGATTAATAGCTTATAGAGTCTGATAACTGATCTAAATAATGCAAT  
GAATTCACAACAGATAATAAAAAAGAGAGCAAGAACGTTGAACCATAAAATAATTTGCTTTTTTAATAA  
CTTGTTCAATTTGCTCTTTTATGTTTCTGACAAAATGAGACTAAAAATAATTCACAGTTGACTAAAAAT  
GTTTTCTGGACAAACTGTAGATATACACAGTTTGTCTGATTAATTTAAAAAAGCAATTAACAAAATAT  
TCAGTCATAAAATGTAACATAACAATGATATGGCTTTTATCATTTTCCCAGTTTTGATTTATCATTTT  
CTTTTGTAAATTCAGATCCGAATGCAGAAGTAATAGCTTTATCCCCGAATTCCTTCTAGCAAAGAACA  
AATTCGTGTGCGAAATATGCAACAAGGGCTTCCAAAGAGACCAAAATCTTCAACTTCACCGAAGAGGT  
CACAACCTTACCATGGAAGCTCAAGCAAAGAACGAGCAAAGACATACGTAAGAAAAGTTTATATATGCC  
GGAAGTAGGTTGCATACACCACGACCCTTTGAGGGCTTTGGGGGACTTGACAGGAGTTAAAAAGCACT  
TTTCTCGAAAACACGGCGAGAAAAAGTGGAAATGTGACAAGTGTGCAAAAAGTATGCGGTTTCAAGT  
GATTGGAAAGCTCATTGCAAACTTGTGGGACGAGGGAGTATAGATGTGATTGTGGGACCTTTTTCAC  
GAGGTAGTTTTTTTTCCGAGTTCATAAAATTTAGCCGTTATGATAACTCGATAAAAAAGTAAATAAAA  
TGGGGATGCATTTTTTTACTCCGTATGAAAGCATATGAGGTCATGAGATGAAAGAAAAGTAAAAATAAC  
GTGAAATTTGGAATTTATATGGAATGACTGCCAATTAACAACAATAAGATAGGCTCTTAAAAAATTA  
AGTTGGCTTAATATAGTCAACTCGTTTTATGAACCTTTGTGTTAATTTATTTTTCCCACATAGCATGCG  
AGTTAAAGTTTTGATTTGATGTTCTTGAATAATCACGAGGGTCCCTTGAGTTCCATTTTTGGCAAATACAT  
TGGGTGAATAAACACATAAAATGATTGATATTTAATATTTTTGATGCTGTCTACACCATGTGAAGTGAC  
AAAATATAATGAATTTATTTGGAGATTAGATTAGCCTTGTTTAGCTATTTTTGTCAATGTCTAGGAAAA  
TGTGTAAGATATGACATCTTGTCTTTGATGATGAGGCCCTGTGTGACAATTTGTCAATGTAAAAATAG  
TGTTTACCATTTTTTACTTTCATACATTTCTTAGATTCTGGTTTAGCCTGTTTATTTGTTCTCTTTATGT  
TGCTGGACAAAGGTTTTTTTTCTAGCCAAATGATCTAACAATCTACGTATTTTTTTTTCCACCAGGCTGA  
AATTAGAAAAGTTCTTAACATTTGCATGTAAGGCCCTTATTTGCTCTTAAGCTCAGTTTTTTTTTCCCAC

TATACTGCTTTTGGTTGACCAACTACCAAAGACTTTTTGTTACTATTTGCCTTAAAAAGTTAAATGTA  
CCCAAGTATTTTCTATATTATGAGAAAATTCAGCTTATTTGCTTAAAATCTGTGATCAACAAGCCATA  
AGCTTCACTAGAATGTTGACATTCTTACTATTTTTTATTTTTTTGTTTCCATTTTCAGGAAGGATAGT  
TTCATAACACACACAGCCTTTTGTGAGGCACTAGCAGAGGAGAGTGCTAGATCAACACCCATCAAACAT  
CCCCTTTCTATCTAGTCCACGTGTGCTCCACCGCCACTGCCACCTCATCACCACCAACTCCCCTCTGT  
GGCAATCATTCGCACCACCCATTCACCCGATCTTCTCCTCACCGTTGGATCTCAATGGTTTTACAAAC  
CCTCAGTATGAGCTCAAAACACTAGATCAAAACCTTAACCTTTTCGAACACATGCCCGCCACCGCTTT  
GCTTCAAAGGGCGGCTCAAATGGGTGCAAAAATGAGCAACAACACAAGTATTTTTGCTCCAAACATGT  
GCAGTTTAGAGGGTACCCTGGTTCGGTGCATGTAGGAGGTGCTACCATGGATGCTCACTCGATGCTC  
ATTCAGGACATCATGGCGAACACTCTTCTCCTCTTCACCCCTACGTTTTCTGCCGCTTGAGGATCG  
TACGAATGAGAGTACATTTTGTGGTCTGCTAAGTCTAAAGGAGATGGGGATACGAGTTTTTCATGAAG  
AGGGTATGACTAGGGATTTCTTGGGATTAACACCAATTACAATAATGATTTCTGAGTTTTATTGAC  
CATGCCCAAGAATCATGGGAAGATTAGCTACTAATTAAGCAACTAGCATGGATCCTAAGATAACAAAA  
AATCAGTTTTGTACTCTCCACATCTTCTCCGTCTATGTTTGTGCCGTTTGAGGATTATACGAATGCGA  
GTACATTTTGGAGGTTGCTAAGTTCTAAAGGAGATGGGGATATGAGTTTTTCATGAAGAGGGCAGACT  
AGGGATTTCTTGGGATTAAGGCCAATTTCAAATAGTGGTTTTCTCAGTTTTGTAAATGATCATGATCA  
AGACCAGTACCATGCCCAAAAACCATGGGAAGATTAGCTACTAAACAACAGCATATGAATCCTAAGA  
TGACAAAAGATCAGTTTTGTAACCTTTTTTGGCTATATGGTTTTCTTTTTTGTCCAAATGAAGATACT  
ATGTGGAATTTGGATGATAATATATTTTATGAGAACCTCTCTTTTATCTCTGTTTTGAGTGTCCGA  
TTTTGATATTACAAAACAGTACCATGCACCTTTATATTTCTTTTAATATT

PvG22 (+/+)

CCCTAAATTTGATTACAAAAAGTAGACTATTTGAATACCCTTAAGAAATGGAAGAAACATCTGACTTAT  
TTCAACTAGTAAATAAGCCATTTTTGTGATCTATTGTAATTTTTAGCAGAATCCAACCTCAGGAACAT  
AAAAATGTGAGCTTGAGCAATTTTAAAGCCTAGTTATCCAATCTTTCTGGAGGAGTAAATCCCTTGA  
ATACCCTCAGTGATTTTCTTACATGTTAGATAAGAAAAATGCTATGTAATGGGTCAAATATGTCATAT  
ATTTTCGACATTTGCACCAATTTCTGTAATTTTCTAAATTTGTGAGAATGTTACTGTATAAGTTAAACC  
TTAGGGACCGGATATAACTTTTGTTCAGCTACGGGATCCGTTGTATACTTTACCTAATCCTGTACT  
CTGGAGCCTTTTAGCCATTTATGCAATTTCTGGAATCATTCGTTTTAATTAGCAGAAAGACTTCGAA  
TTTGGGTGGAAAGTACAAAAAACATGAAGATTGTTTCATAATGAAAAGGTTGAAGGGTTGTAATTTCT  
TAAAAGCTTACATTTTATTCCGAACCTCAGGGAAATGCAGGTGTAAAAATTTGAAAATTTGTTGAGTAA  
CTCGTATATTATTATGTGTGCAGTTGGTGGAGAATTTAGCTGACGCTATTGAGAACGGGACAAGGGAT  
CAACATTTCTGATGCTTTGGTTGTATTTATTGCTTGTGATTTTTTACTAGAACGTGTATTTAGTTAC  
ACAGTTCTGTGTATTAACCTGGATACATGGTTGAATATGTTTTGTTTAAAAGGTTTCTGAGTTGAATG  
GCCAGTTTGAGAAATGCCAGCAGCTGCTAAACTCCATATCAGTCTCGATAAATGCGAAAAACAATGTA  
ATCAGAATTTCCCTCTCTTTGTAATTTGACATCGAGTGTTTTAAAGAGTGAACCTGGCTGATTTTGGAAA  
TGTTGTTAGCTAGTACCTTATATATTTGGGGTTTACTCACAATTTCAGAATATAACCATGACAGTGYA  
CTATTTGGAACAAAGAGAATTTTCGAAGTCATAGATTTGAAATTAACAACCTGTCCCTGTATATTTCGATC  
TAAAAGAATAAAACAAAAGCCTCTTTTCTACATAATTTCTCTTGTACCTTTTCGCTATATATATTTATA  
TCTGTAAATACCAATCCAGCATTAAGTCCTTTGTGAAAATATTGGAAAATTAATTTGTATGACTCAATT  
TTTTTACCTTTTCTAAAGTCTGTGCGAACTAGACTATTTCTTTTATGAACTTTAGCCCTTGCTTGCT  
ACTACATTTACTAATCCAACCTTTACCCCTTACTCGTTTGAATTTTCTCTCAGACAGTTGAGGGTCAA  
AAGCAGAAGCTTGAGGAGAATGAACAGTTGTTAAATCAACGCAAGTATGCCCTTAACCTTATCCGGC  
GTCTCAAATAAATCAGCTTTTTTGTACAAATAATAATTTTCACTAGCAATAATTTTCAGGGATGTGATC  
GCCAAGTACAGAAATTCATTGAAGAAGTCAAGTCTGGACAAATGATCTCAGGAAGATGCTGGACT  
TATCCTTGTTAAGGAAGATACGATATCTTAAATCTTCTTTTCTACCCCTGTTTGTAGCTTCATTGAA  
GTAACCGTTTAGTGTAACATCGACTACCGTAATTCAGGAATTTTTTACAACCTCTAATCTAATGCTTG  
TCCTCTTTGGTCGTGTTGTACAAATCCATTTTTGCTGCCTTAAATTTTTTGGAGGCAGCCTGCCCTAGT  
TAATCACATCTATTAATAGTTAAATTTTCGGATCCATTTGTCTTTGGTTTTGGTTTTGTTTTAATGT  
TTTGGAAATGAACCCGAACGAGTAACACTATCGTGAATCCAGTCCACTATTTCTTTAGGGTGCCTCACA  
TACTAAAAACCTAACACATATTAATGAACTCAGAAAAATTTCTACCCATAAAATTAATTCAAAAATTA  
CTAAAAAATACTAAAAATCTAACACATATTAATGAACCAAAAAATATTACCATAAAATTAATTCAAA  
A

PvG23 (+/-)

AAAAATGTTTTAGAACTTTTCAAGAGACCTTTTCTTGTGCTAGTATGATTTTGGTTGGGTTTTGTGA  
CCTTTTAAATCAACGTTGGAAGCGCTTTGTATCTAACAAATATACTAATTAGTTTCGAAAACAAGTATT  
TAGGATATCTTAGAATAATTA AAAAACC AAAACTGAAAAGCTAACCAAAAATCATTTCTCACCTGAAA  
ATGATGATAAACCCGACCCAGCCCTTTTCTTGGCAATACGCACCGATTAATGACCTTTATGTTTTCTG  
ATTGTCTTTTCCAAGAAACATTTTGTACCGTCTAATTTCCATAAGGTTGGAATCTTTAATGCTATGT

AACAGATCCCGATGCAGATCTATCAGGTGTCAATGGACCTCAAACAATATTTAACCAATCAAGATGTC  
TGAATCTGTGTGCGGACCCACTGCCAGCTCAGAAATCTCGTTAATAAATCTTGTATGGAGACCTATGTA  
AACAGATTCTATTAGCACACTTAGACAGCTTCATTTAAGTCTTGTGGTTCGATGTTCTTATCAAGAA  
AACAGCATTCCATTTCCATTTGATGGCCCAGTTCTTTCAACACTTGGTAAATCTTCGTCATTTCTGTT  
TGCAAGCTACACCCTGATGAGAACAATGCACCCTTTTCTCCACCTCAATCCAACCTCGACCCGGGAT  
TTTCTTCAAACCTTTTGTTCGCTCAACTCTCACTCTAGAGGAATCCTCCCATCTCCCATTGCTAG  
CATAAATATTTGAAAGCAGCATATAACTCCCCGTCATGTCAGATTCAGACTAAAAATCCTAGACGAA  
ATTAATTTGCGAAAATCCGTGTTTTATGCATTCTACAAGAATTAAGTAGAGAGCTCCACACGTGAGT  
GTTTGGCTCCATTGGCATAGAATTAATTAAGTCAATTGCTTCTTGTAAAAGCCCAACGCGACCAAGAA  
GATCGATCATAACAAGCATAGTGTCTAACATGGGTTTCGATATTAACCTCCTTTTTCATTCTATCAAAA  
AGAGTTTTACCCTTTTAAACGAGACCGACATGGCTACAAGCAGATAAAAAGGGTACAAAAGTCAACCC  
ATCGGGTTTTATATCCATCACTTAACATCACCTCGAAAGTCTCAAAGCATCAAAGCTCGTCCGTGCA  
TTTTATACCATTATCATCGTGTTCATGAAATTATGTCTTTAAAATCAATTCTTTCAAATATCAAAA  
TGTGCTTCACTTAAACATCCACATTTTGTGTACATATGAATCAAACCATTTCCACCAGAGTGTCCC  
GTTCAATTATAGCTTTAGTTACATACCCATGTATTTCTTTTCAAATCGAAGGCACGATAATTTCTGCAC  
AGGGCGATAAAAACACTAGCAACCGTAACAAAATTAGCCGATACGTTTGCAAATTCATACGCCATAAG  
AGATTGAAACACTCTACATTACGCCCTTTGACGAAAATCCACCAATAACAGCACTCCAGCTAACCCAC  
ATCGTTCCGACCTTCAATCTTTGAAAATATAGATAAGGCCTCATCGCATAATCCACATTTCTGCAATGG  
ATGATATTAAGCGTTCCAACCTAATCTATTCTGTTTCCATTTCTGAAAACAGATTTTTTGGCTTC  
TTAACGGCACCTTGTTCATACATGAAATTAGCGAATTCATTACGAATATATATTTTTGGAAACC  
ACTTTTGATTGCATCACCGTGACAAATTTCCCATTATCTCGTTCACCAGAATCAGCACAAACTGAGA  
TAACCACAGCAAGAATTTCTGCTGAGATCCAAGTACTACTTCTCCTCATCAGGTTATACAGATGCAGC  
GTTTCTTTATAACGCCTACACCTAGGGTCATACATAGAAAATAATAAAGGAAAAGAAGGGTTGATTACT  
GTTTCGTACATTACCCAATCATCAGATTTTGATATTATACACAACCATACAAGAAAATATCAGCTAGTG  
CCCTATCTTAACAGTTTTCCGCTTGTGTACACAATATAGGAATATAATCAAAAATAAAGGACTGAAAC  
AAATTAATTGCTTTTTGTAGATTGGTGTAGAAAAAATATTTTTATGATATGTAACACAAGTGTACAA  
AACAGCAAGTAACTGAAAGAAAATATTGTGGAGTATTATATTATGTGCGCCTCAACTAAAAAACC  
AAAATCTTTATATAGTAATTAGTCAACAGTTTCAGTAAATAAACCCTGTCAAACACGAACAAAGCCTTA  
ATTTAATCTAATACAGTTATTTCCGCACTGAAACAAATCTTTCCCTATCAAACCTATAAAAATCTCTAA  
TGTAACCTACATTAATAATTTCCCTAATCATCATCCTTATACCTGGCATGGCTCGATAACCAATGAAGTCC  
ACGTACATGGTTCGGCACAAAGTCATCCGACTCCATCTTGCAAAAAGCTTCGAAAGCATTGTCACAA  
TCATAATTAAGCGCATATCCCAGAAATCATAGTATTCATGAAATATGACTCTTCTCAACCATCCTATC  
AAACAACCTGCAAGCATCGCTCATATTTCCAAGCTTCCCGTATAAGCACAAACCTCATTACACACAT  
GAATGTTACTATGCAACCCATGTGAATAACATGACAATGCACATCTTTTGCCAACTTTAAACCACCA  
AACGAAGAACAAGCTCTTATAACCAAGGAAAAGTGTACCATCAGGCTCAACCCCAACCTTTCTCAT  
CCGGGCATAAACCCCTAATCGCATTTTTCGACTTCCCATGTTTCACATTTGCTCTCAAGACCGAGTTC  
AAATAAGAGAATCTTGAAAACACTCTTCCGGGGCGTTTTCAAACGCTTTTTGGCATCATCAAGAAAC  
CCAAAAGAGGCATAAGACGAAATAATTTTATCGATGAAAAACGAAGACTTTTGGGTTTCGGTGACGTT  
AATTCTTGCCTGAATTTGCTTGCATTGTCGAATAGAGGCACAATGTTTAAAGAGGGTATCAAAGGTAT  
AAAAAGATAGTATTTTTTTGAGTAATATTCGACAGTGGATATCGACCTGACTAGTTTCGGAAAATGT  
GCAAAAATGCTAACGATGAAAATACGTGTTTTGCGAAAACCTCATGAATCATGAAGATAGTTTTATG  
CTCTCAAATCTTTTGTTCATTTTATCGAACACCTTGTGGGTATACCAAAAAATGACATTTTATAAGG  
TCACTTAGTTTGTGAAAATAAATGATTTGTACCCTTTAATCAATAGTCCAAAATATCTACCCCTAT  
TCTCTACCCCTTCGGTGCCCCCTTGTATTATTTATCCAAAAAATCTAAAAAACTTAAAAAAAT  
TGTACAATTACTATAATAACATGTATCAATACATTCCAATAATTTATTTTAAAAGAAAATCCGCACAAA  
ATTTATTTTGAATAAATGTATAAATTAGTGTAAATTAACATGAAATATPAAAAAATTTGTCTAAAA  
CAATATTATGTTCAAATGTTTTAAAATTTGAATACAATATAAATAAAGTTTATAAAGTTGCGTTAT  
AAGTTGTGAAAATTTAAAATTTAAGTGAATAAAGCAAGGAGACACCGAAAGGGGTAGAGAATAGCGT  
GTAGAATAT

**PvG24 (+/-)**

TTCTTTGACATATTGTTGATGCGAACTTATCAAATCGGTTTTGTTGTTATTTGTGGTTCGAAGGTTAT  
GACTTGTATATCTTACATGAACTGATGATTACGTATACGGTATACGTAATGTAATAAGGATGGAGT  
TCAGATTATCGACTGTTCTTCATCCTTGAATCTCAGAACAATACCCCAAGAAAAACAAGCATTGTGTC  
AGTGCTATATTACAGATTTATCTTGCAAAAATGTAAATCATAAAAAAAGCAAAAAATCCAAGTCATTG  
GACAAAACAAAAACGGAATCAGCCAATTATCAATTTATCATAACACAAGTTGAGTTTACTATCCGAGCA  
TCGGCTTAGTTTCCACTAACTTAAAATGAAACTAGAGTTGTTTAAAACTACAACAATGTTATAACAAA  
ATAAATCTCTGCTATTTCTATTCTCTCCAAGCCCCAGAGTTGATTCGTAGATAAAAATATCAAAATTC  
TAGTGTGTGTATCGGATGAATCAGTAACCCCCAAGTCATCCATTTTGGCATGCGGTTCCACAAGTG  
GGTTCTTTGATCCTTGACGATCACAAACCGAAGCCTCGGTTGTGTCGTAATAACAACGAGACACTGTAA  
AAATGAAAAAATTAAGTTTCATATATAGAAATACGGAAGACTTGTAAAATTTAAGCGACAGGGATA



GAAATAGGATGGCATTACCTAGCAGCATCTACCAAGGCTGTTCTGATAACTTTGAGAGGGTCGATGA  
TTCCCGCTTTACCATGTCAACATACTCACCTGGTTAAAAAAAAAAACCACATGCATTACTAAGGGAA  
AACAGTAATAAAGGCAATTCTCATTTAACATTTTTGAGCTTTTCATTATGTGCTAGTGAGATCTTATC  
ATTCCCATTTAATGTCACTGAATACTAAATTACTATCGACGTACATTTCCAAAATCGGCTTATTTAAT  
AATTTACCACTCAAATTTGAAATCACTTTATGAAACAGTATGCCAATACAAAATGATTTTATTGGAGT  
TTATGCCCGTTGAAAAGTGACATCAGTTTATTGAAACAATATGCCAATCAAAAATCAGTTCTTCGAGTTGT  
ATGCTATCGAAAGCACCCGTAAATACGTAGCCGTTTTTTCTTCTTCTTAAGACTGAATGATAACCAAG  
TCCAAAATATTTAGGCAATTTTCCATTAAATGATCATATACAAAACAGGAATATGACAAGTAGAGAAA  
CAAACCTTGGCAGCATCATAACCAAAACAATATCATCTTGCTCCAGAAGCTTGCCAACCACCAGAT  
TGCCATCTCCACCAGCATTTGAAACTATAGCAACAGTTGGTGCCTACAAGACAAAATGCTGCGTCGATA  
TCACACACTACTACAACATAAACTTAGCATGGGATACTAATGAATTAGTGTACAATATCCAAACAA  
GACGATAAATAGTGTATTTATGATTTAACAACAACACTGATGGGAGGACATTAAGGAGAGAATGATAGCT  
GAAAAATAAAGGAACAAAGACCTTAAGAGCCTTCTCGATTATTTGGACCCCTCCTTTGGTCTTCAT  
TTGTAGTTTTAAGATTCTTCAAACCTTTGGTAGCATACAAGAGAGCAACACCACCACCTATAAAGAAA  
AGGCGACTTCATTATTTTTTTGATCGAAAACAAAAAATTTGACAGTTTAAAGGACAAAAATAGTCACCTG  
GAACAATGCCCTCTTCCACAGCAGCTCTTGTGGCATTAAAGGCATCCGTAACCCTGTCTTTCCCTTCC  
CCAACCTTCTGCCTCACTAGCTCCTCCTACCTAAAAGACGAAGAAGACTCCTCAATATTTGGAGTATGA  
AATAGCAACAATTTACGAAAAAGATAAGTTCCCTCATGTATACATGAAATTTTGAACAGGAATTTTTT  
TTCTACAATTTGAATTTTTTCATTGCAAGTCATTAGCTCCAAAGTCCAAACATAAGGAAAAAGAGGAA  
ATTTCTATAAGCTGAAGAATAATGCTGGTATTGGTTGATCGTCAATTCGAATCCAAATATCAAATTA  
GAGAATATAATTTCTGCTACGATTTTTATACGTATATATATAGAATAAAAATCAATTTATTGATCAT  
TACATATAATTTCAATTAAGATATTGTATGAAAGTCGAATTTCTTCTATTCTATTTGAGAATGGGAGGG  
TTATTGATTGGGTGAATTCAAAGACTAAAGAAGAATTTTTTCTATTTTACCTTCTCCTTTTGACTTC  
ATATCAATTTACCTTGAAGACAGCAATACCACCAGATAGCTTTGATAGCCTCTCCTGTGCTTTTTCTC  
TGTCAAACACGGCTTTACTGTTCTCAGCTTTGTATCTAAGCTGTACACAATTAACAACAACGTCCTATT  
TAAGCTACCACCATGGTTAAGTAGAACAAAAACACGACTAAACAAGTTCCAGATGCTTTTAAAGAA  
TTTTAATCGAAAAGAGGGGGTCTGACTTTCCGTTTAGGAGGTCTACCGTATCTGGAGGATCTCATA  
TATTATTTTAATCCAACAATCGGACCCAAATAACTGAATATATACCAATATGTGGTAGTTCAAGTCAT  
GTCTGACAGTAGTTTCAATATCACAAAAGGTGAAAAGACTAAAGTAACAATGACATAATATCAGTAAAT  
GGCTACTTGGCACAGCAGACTTAATTAATACTTACCTGTAGTATCCGATGAAAGGTACAAAAGTA  
TAAAGATGCTTTAAAAAATGAATTAATAATGATACAGTTAATCTTGTCAACCACCACACTCTCTTCACA  
TTTTTCTTCAACCAGCTTTCTATCGCCACCTCCATGTAAAAAATTTGTATCATCAATAGACACACTAA  
CCTGTTAACAAACAAACCTAAGTGACTAAGAGACAAAAATAAAAAACCCGCGGAGCGAGGAAAGTTAAC  
TAGTCTTAACCTTTTTAGCAGTACCAAGCATATCTATTTGAACCTTGTCAAATTCACCCACGCTCT  
TCAGTTATGACCTGAAATAACAACGGGTACTATTAAGAAGCAAGACAAAAAGAAAGAAAATAAAGAAA  
GGAGAAATATGAAACAAATGGATTGATATTGAATTACCTCTCCTCCCGTGAGTAAGGCAATGTCATTA  
AGGTTATCTCTTCTGTTGTACCAAAGCCAGGGGATTTAATGGCACAACCTAAAGAATAACGATTAA  
AAAAGACAATGATTTAAATCATGACGTTAAGGGACAAAGAGAAATCAATGTCTTACCTTAACCCACC  
ACGATGTTTGTTCATGATGAGCATAGAAAGTGCATCACTTTCCACATCCTCAGCAAAAATAAGAAGGG  
GGCGGTTTTCTCTGTTGGGTAAAACACAAAAAGATAATAAATAAATAAATTTCAATCCCAATCTTCACT  
CATCTCTCTGTTACTTCTTAAGGATAAAAATAGCTTTTCGAAAAGACAAAAATAACTGTTTACTACCTTT  
ACAGCCATCTCCAGAATTTAACAAGCGATTCCATGTTGGAAAATTTCTTGTTCATGGATTAGGATCAG  
TGGGTTTTCCAATTCCTGCATACAAGTAAACTTGAAGCTAAATTTGATGTGCAATATACTACAGAAAA  
GATGTTTCAAAGTCAATTCATGAGGAGAAAATCATGAGAAGAGCTATACGTACACATTTCTGAGTGG  
TCTGGTCAGTAACAAAATAAGGTGAAATATAACCCCGCCTAGCTTCATCCCTTCCACCACATCCAGT  
TCATCATCCATAGTGTCCCATCCTGGATTATTGTCAATTAATAATGATGATCTTAGGAAAATACTA  
ATTAACCGCCGTAATAGAAAGTAATATTGTTATACTAACCAGCAATAGTTATTACTCCATCCTTGCCAA  
CTTTCTCCATAGCTCGTGCTATCATTCTCTCTATTTTACGCTCACCATTGGCAGATATAGCAGCCACC  
TACTTCGGATGTATAGAGGTTAGAGAACGCAAAATATATGGGCTACTCAAACTCTTTTGCACCAACTAA  
TTAAAGATTTTTTTCAATTTTTTTGATATAACCTAACAAAAACCATGATATGACTATATGAGTATATCA  
ACCTAATGTTTTTTTCGCGTTTATGCACTACAAAAGAAAAAAGCTCATAAGTTGCTAACTAAATCGAAAC  
TATGTGATAAAAATAGTTTATAAACAAAAAGTATGATAGGAGTGTGTACAGAATACTTGGTTTTTCATAA  
CTAATTAGTACACCAGCCTATGGTCTTTTTTATTATATCTGGTAAAGGTAAAAATAAAAGTATTAAT  
TGTCGGAAAATGCAAGGTTTATGTGCTAATTGTTAACTTTTGTAGATTGGTGTACAAAATCGAAATCA  
GATGACATGTTAGCTTATAAACTGTTTTTAACTCCTTTTGAATATTTGATCCATAATATACAACCTC  
ATGAGTTAACTGCACATCAATGAGCCTGTTACCCATATCAAAATGCAATAAATAATGGAAAAACGTTAA  
GTTTTCTCACACACGTACCTGTGTTATTTCTTCTGGTGTGCTAATCATATGTGCTTGGCTTTTTAGGT  
CCGCTATAACAGCATTAACAGCCATTTGACACCCTACGCAAAATCCATGGCGTTTACTCCAGCAGCT  
ACTGACTTGTAACTTCCACAAATATGGCTTGTGTTAGCACCGTGGCGCAGGTAGTACCTGTAATTA  
TAAAATATAACCGTTTATCAATTAGAAAAGTTTTTGCATGGCATGCTAAGCATTGTTCTTGAGGTAAA  
AAGATTAGGGGCAGTTACAGTTCTGTACACTAGCATATTTATCTGTTTTTCAGTTTTGTAACTAAGCA



ATTTACAGCTATTGAATATATATGTGTGTGATTTACGTTTTTCTCTAGAAAAGATTACGTTTTTGG  
CATCGTAACTTACGATTCGATAAAACTATCCTGAAAACGCTTCAGCAATGCTTTAGGTTTTAAAAACA  
TTGATTAATAGTAACTTAAACATAAAAAGGAAAAAAGGAAATTAATTAATAACCTGATAAAGCAATGAC  
ATCAGTTTTGGTTGAGACCGTGGGAGCTAAACATAGTGTTTAGTTTTGTATAAGCTAAAATCAGGGTGTG  
GGAGGTTGCGATTACGCTAGAAGCTGGTAGATATTCTCCCATCTCTTCTTCCCAACTCTACTGAATAA  
GAAGGCCCTCCAACCTGCGAAGAAATATATATATATATATATATATATACTATTACAGATTTCTACT  
TTATTATTTTCATAGTAATTTAACATAGTAACTAATATTTTGTCTACTTAGGGTAAAAAAAATAGTT  
TTTACTTGTGGTAGTATAAGTTACAACCTCCATACTTATTTTCAGAAATATTGCAAAGTTCCCTTGT  
GTGGCCATAACTAACCGAAGACAGTTATACAGCTAAAAAACTAACATATACAACATTGTCCCATCATT  
ATGTGTACGGAAGTTATTTTCGAAACAACATTTCAAATCTGTAAAAGTTTCTTAGATAGACACATTTT  
GGGGTTATAGTACTTCTTATAAGATAAACAGTTTACCAAGGCAATGACATCCCTAGTAGCCAATGCCA  
ATATATCTGCACAAGAGACTTTATTTTGGCACTGAGCATCTCGATCAACAGCTTCTTTAGCTTTAATA  
ACAGTATCAAATCCGTCACCAGCAAGTGATAAGTTGTCTGGGTGTCTTTTTTCAGCGTTGTTTTCAGG  
CGAAGCCAATATCACAGACGCATCGCAACCCTGTTATTTAAATTTAGTCAAACCCAGAAATTTGACAATT  
AAAATATTTCTTTAAGGGCACTGCCGAAACTTAAAAATGCACTAAAAGGGCATTATTAGGATATGATTA  
TAATTAACCCTGATTCTTAGAAGAAAACTCTAGTTGCACAGAAAAATTTAGTCTCGGAATACCTCCG  
AAAGGACCATTTGTATATGAACTTACACAAATTTGTCTTCCGAGGTATTCGGGGGCTAAAACGTGTA  
CAAATAATGGGTGACATTCTAAGTTAATGAAGTATCATGAGTAGGCTAAAAGGGATTATTGCATGACA  
TGTTTCAGAAAAAACCCGAAGTGTATCAGGAGGAACTAGGTACGGCTGAAAGATGCTCAAACACCCC  
TATATTGAGAAAAACACTTAAAAATTTACATATACTTTGATCAAAAATTTATAGATTGTACGTTTCAGC  
ACCCCATAAATAAAAATTAGTTTACATATCTAACTCAGCCCTACCCACATCTACTTCTTAGTTCCGCC  
ACTAAGGGTTATCATGTAATTTACCAAAAAATAAAAACTATAACCATTACCCACCTTTTATCATGACA  
AATAAAGATACACATGTAATTCAGCTTCTCCCATAAAACAAAAGTCTAGTTCCATAGTTCATATTGTTTC  
CCAGTGAAGTTTTAGGGAAATTAACAAAATGGTATCCCATAAATCGTTTTATATAAAAAGTCTATTGGCC  
TCGCCGTTTTAATTGAAACAGAACTTAAATCTCCAAAATTTTGGAAAAAGTGGAGAATTTAATAACA  
AAGATCTGTAATGTGATAGCGACATGGGTCTGAATCTTAGCGGATCGTGGCAGCAAGGCCACTCTGC  
CGTTTACAATACCCGTCGCGTATTTAAGTCGTCTGCAAAGGATTCTACCTGCCGCTCGATGAACATTT  
GATTTTTCTATAATTTACAACTACTATCATATAACAATTTATAGTAATAAAAACACGATTGTTTGC  
ATTGGAAAAAAAATATCACCACAAAATATTACCAATTTGTTATTAATAATCATTAGATAATGTCCCA  
TTCATAATAGGGTCACTCTTTTACTTTCCAAAATTAACAAGGACATTGCTTTTTGAACTTAAAGTATGAA  
GGCCATTTAAAATTTTATTTGAAACCATATATACATGGTACCTTTGCAGTATTTAGCATTTACCTGAA  
TAATTTAGATAAAAACCTAGCATGATATATTTTAAAGCTATTCTTTTTTTTTTCCGTAAGTGTGAAGAAT  
TTAAAGAATTATGCCAACTTAGTTTGAATTAATCCTAACCATCCTTACGTTGAAACAAAATTACTAAC  
CTGAACGAAACAATCGTGGAAAGAAAAGGCGGAGAGTAGCCGGAGCGGTGACAAATGTTTGTGGAAC  
TCTTTGTGACCGCGGCACGAACTAGCGACTCAACATTTGGGACAAAATTTCTTTGTAGAACTCTGTACTT  
AATTGACCATTTGCATTTATTTAAAACCAGTGAGACTAATAATTTGACACTATCACCAAGACGGCTCT  
TTTTGTTTTCCATCTTCAATACTTGCTAAATTTTCTTTCTATTTGGTTTCTCAACTCAGTTGTTGTTT  
GGATGCTGAATTTGAACTTCTATTTATACATACGTATATGCAATTTTACAAAATTTACAGTATATCATAA  
TTATGCCAATGGCAATGGAAACAATGACTATGGTCACGCACAAAGCTGGCATAAACTTCAATAAAAAT  
ATTCTAAGAAGATGAGGTTAATGATGTTGACGCCCACTGGGCATTCCAGAGTTACCATAATCAATTAG  
TTGAGCTTAAGTTTTCTCAAGTTTTGCTTAAATTTGTAAATTTTCCCAGTTTAAAAAATCGAGAATAT  
AATAATTAATCCAGTCTCAAACAAGTTTCTATTTTTCTTAAAAGCTGCAGGAAACAATCCACCAAC  
AATTGTGTAATTTGTAACTTTTTCTTGGTTCACTACTTCTAGTTTCTTAGTATCGTTTGTTTTT  
ACAATTTTTCCCTTCTTGATCTAGCATCGTTCTTG

**PvG27 (+/-)**

AATGGAATCACTTTTATTATTTCGAAACAAATTTCTCACTTTGCTATACACACATTTGATCCTCTTACAG  
AAAAAATTCACATCCGCAAACCTCTAGTATCTCTTAAAAATAAATGATTGAATGGAAAAACATGATGAA  
AACAAAAACCAAGCTCACAACAACCCCTGACATAAAGAATAAGTAATTAACCCGGGAGGAAATGACC  
AAATACAACATCTGTCAAACCATATCACCACATTTGGGAAAAAGATGGAATAAATCAATCAGGATGTAA  
AACAAACCAGAAAAATATCGGCTTCATGGGAGCAGAAGCAGTTAAAAAAAAGGCATGATGCTGTCCCT  
ACAACAATTGAGATGTGGGTCTTGAACCTGCAGAAGTTTAAAAAGAAAAGGTTAATGTCGAAAAGACA  
AAACGGAAAAATATGGATGTAACATAATGTTTTTACTATGTAACCTGATGTGCAAGAAATGGAGACAAA  
AACCAGGAGGCATCGAGAAGACTCAGAACAATTGAAGGGCCATCTTCAACTTATTTCTGTTTCCATTTCCG  
GAAGCTTATAGAAGGCTATTTTCGGCATCCAAAACCTTCTCTTAAACTCTTGTGAAGAAAGATAAGTC  
TGCTTACAATAAAAACATGAATTTAATATACCAATTTCTTGGTTAAACATTATATGACACAATAATATA  
TATCAGGTAAAATACCTCTCGTTTGGTTAAATCAATGTCTGTAACAGGATCAGTTGAGGATGTTTTTA  
GCCGCTCATATGGATGTATCGCGAGTCTTCACTATCTTCAGCTTCACTTCTTTAACATCTTCTGTG  
ATAGTTAATGCTTCAATTTCTGCTGCTTATGGCGTGTCTTTTGAATTTACGCTCGTTTTGGTTTTAGG  
TTCCTGAGGGTTCACTTTACCCACGAAAGCAATATTTTAAATTTCAAAGCAAAGTATTGACTAATGGCC  
TTTTGCAATGTTTTCGGTTTTATTTTATGAATAATTTATCAAATAAACACATGTTTCAAAGATTATACTTT

TCAACTTTTAAATGTATAGGTCATAAAAAGACTTCCTACGAGAAAAGATTGTCAAAGAAAGGGTTCATTAC  
AATTTTATACTATCACCACCTTTTTGATTTTATACTCCCAATTAATAATTTTGTATATTACGTATACC  
AGACTTTTCATTGTTTGTAGTTATCATTAAAGTTTACACCCCATCGCGTTTTTGTATCCAGTTGTGTGTACAAA  
ATAAAAAACCTGATAGTTGGGTGGGGTGAACATTACTGTAAGTACTAGTCCCTAACAGAGAACATACATGTG  
ACATCACATGACATTCGATTTGACTGGAAAAATGGCGGGAGTGTACCCATGAGAAAAACATTCCTACT  
CATTAATTACAAAACACTTCTAATTGGGCATACTAAATCCGGAAATCGTGATAGTAGGATGTAAAACAT  
TGTAATAAACACAAAAGATGACAAAAACTGCTCGACTGATAGTTCTGTGCATCTTAAAAAAAATCACCA  
TTTACCTTTAACGGCTCGCGGAATCATGGTTTTCCCGTGGCCTTTGTTCAAAAAGTTGAAGTTATAGAGG  
AAAACGCTGAAGATCTGGAAGCCAATTTTACGAATCGGGGGTAACTGATCTTGGATAAACTTTTTTA  
GCTACAGGTTGGAGGGTTGAGAGATTTCTCGCATTTAAGTTCTCAAAATTAGCCGCAAGCGCATTAAA  
AGCGGGAGATCTTCCCCTTACACGGACTCTGTGGACTGGACGACATACTCGTGATCGATTTTGGC  
GTTTTACTTTGGACAGTTGACCTCCC GCCATAGGATATAGGTGCTCTTCGCTTGGGTTTCTAAAAATTTT  
GCAGCATTTTATCAGAAGGTTTTTGGAAATACACAATATACTAGCAGAGAAAAGGCAAGGACCTTTATT  
TAAAGTCAGACCGTCAGCAACTATGAAATACACGTGTGATAATTTAATAGCGAGGCCACAAAATAAAT  
ATTCATACAAGATGACGGTCAACATAATTCATTTAACAAAACTAAGTTTGGTAGTAAGAGCAATTGC  
AGAAAAGGATCCATACAGACACCTTTTTGTATCTGTTTTCTTAAAGAACTAAGGTGAGCGTCCACTAAT  
AACCTCAAATCATCTTCTACTGTGCTGTTTTGAAGAGGAAAAACAAGATAACTGTACTACCATCAGCCCCA  
CTTTTTGTATCTGTTTTCTTAAAGAACTAAGGTGAGCGTCCACTAATAACCTCAAATCATATCTTCTA  
CTGTGCTGTTTTGAAGAGGAAAAACAAGATAACCGTACTACCATCAGCCCCCTTACTCAAAGGATACTCT  
CTCTCTCCTCTAATTATTAGAGCTAACTTAGGCTCCTTATAGATAAAAATCCCGATAGTTTCGGTTACG  
TGTAATAATAAAAATATTACTAAATATACTAAAATAAAAAGGAAATAACAATAAAGTTTATATATATGT  
CTATGATAGAGAGGCTTAGTTATCGTGTAACTGTAAAGTTTCATAAAGTTCAATGGACTGTTAAAAATA  
GAGAGGGTGATAAATAGTCTAGTGTGGATGTGTAATGAGTCAGTACAAGGGGCAAAAAGAGAAAAAAGG  
AGAGGGATGAGGAAGTTAACAAAGAAAGAGAAATGTGTGCGTCAAGTTTTGGAGAAATGAACGTCAAGTT  
ATGGAGAATGAAGAATGCAGGGGTCTAAAGTTTTAATTATATAAGTACGAGGGTCCATTTTGTATTCC  
CATAAAAACACTCATAGGAGTCTAGTATAAGTATTAAGCCTGTTGAGCTCATTAGGGATAATGAAGAA  
GAATATGTTACTTTTTATCCTTTAATTCCTGCATTTATTTCTTGTAAATCGTTACTCTTTATCAATAT  
AAACCCGAAAAATCTTAACAAAAATGTTGCTCTCATTTGCTGTTATTTGTCAATTTGATGTGAGTAACT  
TGTACACAAGATCTTTATGGAAAGTTTATGCTGCAAGAAGCAACATTTCCCCAACCTCTTATGGAATG  
CATTTCCACAATTTAAGTGGATAAGCCGGAGTTATGAAGAAAAAAAAGGTGCAATCATAAGGAATAA  
AACAAAACAGTGCATAAGGTACCGAAAGAGAAAAGATTAGGGAGTCCATAAAGAAAACTGAAGGGAAA  
TACAAAAATCGACATACTTACATCGGAGTTTGGAGTTCCCCATTTTTCACTATTGCAAGCTTCCCTTT  
GGAAAGAATTTCCATGCATCTGGACCAACATACACAAAACTTAGTAAAGGAGCTAAAAGACATCAGAAA  
ATCATCATTCTTGTATTTTTTGTCCAAAAGTTTGTGATTTACTCAGAACATAAGATTGGAGGT  
TTAGATTTTCGTAACAACCTTGCTTGTTCATGCCATGATAAGCAATTTCTCATGTAAATCAACGAGCATA  
AAAAGAGTAAGTTCAATTTTCACTGACTTATGCTATCAGATTTGACTATGAAACAACACTGAATTTTGG  
AGATGCCACATAATGGAAAAATGAGATACATAAAAATGTTTATGAAAACAGAAAGAGACAAAACA  
TACAGTCAATTAACAGAACAAGCCTTTGTTAATAGAGCATTTTATAGTTGCCAAGGGCCCAAGAGCCA  
CGTAATATGCCTTTAAAATAAGTCTTGGAGTCTTACTGAGTAAAAAAAAGAGTCTCTGGAGTCTTT  
GTATGGGTGGAGGCGGTAAGTGAGATGCAAAAACGATTCTATCTACTTTAGAAATTCATATGTTTTTAT  
TTATAGAGTAAACCACAAGAATATTTATACTTAGAACTTACAAAAGGTCTATTACCCCCAAGCCTTTCC  
ATTTAACTATTATCTTCACTCTTAAACAAAAGAAATACAATAGCCACAATTTCTTTAGTTATAAAAAG  
ACTCATTCCAAGAAAACATTATATCCTACTAAGAAGCAATAAAAAGTCTGCCAGAGCACATTTGTGTTA  
GTAAGAAAATATAAAATGTGCCATGTACCACACACCACACCACCTATCTTTTTACCAATAAATAT  
AATGATTTACATCATATTTTAGACCCTTACAGATGATTTTGCAGAGTCCCACGTGAAGAAACGTGTG  
AAAAAAGGAGGTTTCGCTACCTTCCATGACAACATAAATTTGGAGCTTACGAGATAAGTTCTCCAGAAG  
GAAATCTCGTTCAAGGAATTTCTGTGCGGAATAAGTATTAAGCATGTATTTTAGGACAAATTTTAGGA  
ATTACTTGAGAATTAATTTTTTTCAGACTTTCTGACAAAAAACTAAAAGACAAAACCAACATAAACGCAA  
CTGTCAAGATTTTAAATGTTTCAAGTTCCGAACTTCCGATGTGTTTTTTGGTAGGCTGAGAAACAGATACA  
TACTGCCATACTGGAAACATGAGTGGAGTGGAGGAAAAAAAATTTCAAAATTCAAATTTGTGTCCTTG  
CCCTCAAACACAATCATATGAAGCAGAACGTGTGAATTTATTTTCTTAAAGTTACACGAAAATGGG  
TTGTTTAGCTTTCTATTAGTAAGACAGCCAACACCGTAATATCGCAATGAAAGCACATAATATTAAT  
TCGTTTAAATAAGCTACAATAATTTAGACTAATTGCAAATTAAGCAAAATATATTTTTTTTAGTAAATTC  
TTATCGAATCCCACCATCAATTTAGTATTGTTAACATATGATAAGATTGCAAATTAACAGAACATAT  
TTTTTTCAGTAAATATTTTGCATCACACCATGGAAGTTAATTATTAAGTAAAATAGTCTATAAAAAC  
TGATTGCTTGTACGGAAACTGTTGAGGTTATTATCCCACATCACTTGTGGATAGATCGTGGCATGTGT  
TTAAAATGTGTTGCTCACCTTACTTGTATGAGGCCTTTTGTAGTGGGTAAGGTATGCGTTTCAATATGG  
TATCAGAGCCGGGTTAGCCCCATGTGATGTTGGGTACCTCTCCCGTCCCAATGGACGTTATATTACA  
CTTGTGGGGCCGTTCCGATTTAGTCCAGCCACAAGTGAGGAGGAGTGACCTTTTACTGGGTAAGGG  
TATGAGTTTCAATAGAAACCCTAGTGCCCTGCCAGGAACACATGGATAGTTTCTTATTTATATTA  
CACAATTAATAATTTTGTAACTTACGCTAACTTTGTTCCATAGCACCATCGAACACATGCAAGATTTT

CCATTCTTTATATTTCAAAGCCAATGGCTATTTAACTTTTCACAGGATTTAAAAATAAGAAAATAC  
GCAATTGTGTAAGCAATTAGCCACAAGTGGTCAACCATACCTCTCCAATAGTTAAAGCTTGCATTTTA  
ATCTTCGAGTCAACCTGTTGACCTACCCAGACAAAAATGTCAGAGTGACAATCAAGGATAAACATATC  
TTCAGTCATTAATCATCTGGTTGAAGTTGTATATTTCCGGTCACCTGCAGAAATAAAGCTCACTAATCA  
AACTGACGCTGCACTAGATCCAGAACTACTACATATATTATTCTAACTTTAAATATCTTCTAATAGTT  
TTTATTGCTTATAATCACCCAATGCAACACATATCAGTACATTTCAATACGGATCTAAGTTAATCTTCA  
AATAAAAAACAAAGCAATTACTAAGGTATTAGAGCTAACTTTTCACAGTATTATATTTCCAAAAAGATGTG  
TCATAATTTCGTAAAGCTAGATATAAAAAAATTCAAAATTTGTGTATAACTAAAAGCTTTACTAGTTAAT  
TAGCAAAATGTATACCTTCAGATCCCCTGAGATTGATATAAATTTGTGCCATTTGCAGTTCATCAATGCCA  
AAAGGAAAAAGAGCAAAAATCCATTAATAATAGTTTAAATTTGAGTAGTGAGTATTGAGTATATAAGGGA  
TAGATAAGTATAGAATATTGTTCTTTTGCACATAAACATTTGTTAACAAATGATATCAAACCTTTTCCGA  
ACGTGCACGCAAAATAAGTGAGGATCACTCTCAGAATTTCTTCCAATCTTCTGGCTGGAGTACTCAGAT  
TTACCACCCAATAAAGCTCCCAAAATTTGTTTCAGATTCTACACCTTCTTTCTGAGGTTTGCACTGCATATT  
TGGCTGCAACCATAATATGCAACAAAAGACACTCAGTAAACCTTACTAAAAGAAAATAAAATAAACTTGT  
TTTACGCAATTTATTATATTAATATTACGTTTTATTGGGTAAGCAGACCTTTATTATGTCTAACTGCC  
TCTCAACAAGTTCTTGGTCATCTGCAGTTGTGAGTTACCGGCCAAGTAAAGACGGTTGAGCCATTG  
TGTAAGATGTAGCAATAAGAGGAGTTCAAAGATGATGCCACCTAGTTTAAATTTATGAAGCTCAAACTT  
TAAATAAAGTTCAAACAAGCAATAAGAAAATAGCAGATGCTGTAATAATAAAATCTGCTGTCAGTTGTA  
GCAAGATTGGGAGATTAGACGAAAACACAATTTTAAATTTCCCGTCTCCAAGGAAAGAAAGGATTTGAAT  
CCTTGTACAACGAGTTCCATACAAAAGTCAGCTAGCCCTAGTTCAATGCCATAACGACGCTTATTTTT  
CCATCATTTTTTTTTTCCCTCAAACAAAATCCACTAATTGCACCTAGCGTAAAGGTTGAGTCTTTTTAAGTT  
TAGAACTTGTATACATTTCTTGTCTAATTATGTCAAGAGAAGAAATCTAAACTATTATGTGAGGTACAAA  
TAAGAAAAGCTCTGAAGGTGAAAGGAGAAAAGAAAACAAAAGGACTCACAGGTTCAACTTGAATTGCTTG  
CATATTTTCAGGTCCAGAAGCTTGAATGCGAAAATAAAGCAAGTCCATCCTCTGTGTACGTTACATCTG  
TAACACCACTCTCGGAAATGTGCTTCTTGAATGCATCACTGTGACCACCCTGAAACGTTTGTTCAAAT  
TTTGTAGGCAGTTAAAATAAAAATTTAAAATTTCAACTTACAACCTTTCCATTATCGTGTACCTTGAA  
AACATAAAGCTCTGGAAGATGGAGAAGAACAGGATTTGGCTCGTTTTCTCAAAGATGCGTGCCTGAA  
ACCCGATTTGGTCAGATGATACGACATTCATAGTTTCCCCTAACAGAAAATAAAGATAGACCATAA  
GTACCTGAACAGGTAATTTTTTCATGGACTCGGCTCACTTTGTTTGCCTGTGAAACAGCAGAACTCGA  
TCTTCCCTATATAACAGGACAAAATCATGGTAAACAACATCCATTATTCCCCCAAAGGTGTATAGAT  
ATATAATTAAGAGGCTTGACTTCGTTAAAGTGCTTTCACATTACAGGGAATTCAGAATAAATCTCTCCT  
ATAACAGGTTGTTTGGGACAAAAGGTTGGCTTGGAAAATTTCCCTCAATTGGAACCTAATAATTTTTTAA  
GTATGGTTTTTCCACTTACACATGTAGCGAATTTGCTGAAAAGAAAACATGCTTGCATCCTAAAATCCTAG  
ATTTATGTGATTCAAGCGTTTTAAACAGGAGAGGCGCATTTGCTATCGATGAAGAGTAATAATCAAAGTA  
AAAAGGGGCGGGGGTGGGGGAAGTGGTTTTTACCTCAACTTTGCTTCCCAAACCATGTCCCAGTA  
AGGACTTCTCTTTATCTTCTCCAGCATATGAATATTGAAAGATATAACAACCTTCCACTGAAGAATTT  
CGAATGATCAGAAGCTGAAAGGAGAGTCTTTTTCTTGGCCATTCAACTCCAAGCCTGTAATTTATAATT  
GAATTTAGCAGTAGCAAAATATACCATAGAGGTGCAAAATTTCTAAAGTATTGGACAATTTTCACAAAA  
AATAATTTCCCGATTTACACTATGAAGAGGACCCTGTAAACAGACGGAAACAGACAAAAAGTTCACC  
ATATTTCTTAAGACAAAAGTGTCAAACAGATCTAATATCCATGGTTAGGTGGAAAACAATGAGCCAAAC  
GGGGAACCTAACAATCAAACAATAGCATGCTCTGTTACCAAGGCTAGGATCAATAACCCATCGATGAG  
GGATAACTACACAACAACATAAATAGTTAATTTTTAACTTATCTAACAAAACCTATACAGATGGACTT  
GACTACATCTAGTAAACCCACATCATATCAGTTGATAAGATTAATTAATAAATGAAAATGAGTTTTTCT  
TACCTGTAAGAATGTTTCAATATTATTTATATGCTTCACTGGAGGGGGGATGTTCTTAGGTTTTGGTGA  
AGGACTAAGACATAACAAGCAGTTTAAAGAAAATGAAGTACAAAACAAGACTTTCATGTCCATGGTAC  
AGTAGAAGGTTTTATTTTTTTTTTTTTTTTTTTTTTTGTAATCAGTAGGAGTTTTATTATACACATAAT  
TTTTCTCCCTACATTATTTAACATCGAGGAAGGTAGAACAACCTCTTAAGCCACAATACATTTTTTTACTA  
CCTACATGCCACATCTAATTTGCAAAAAGAATATATATATTATTTATGTAACATAAAGCTAATCACCTG  
TAGATGCCCTGTGCAATCAATATGTGGTTGAGGATCTTCTTTTGTGAGGAGCTTTCAACAAAACCTT  
TTACGTTAATCCCTTGGCGTTTTAAAAGTGCTACACATTTGATAAGCAATAAGAAAATATGATAACA  
ATATTGGAAGTCGGTATTGAAGTCGATAATATCAATAGAGCACAAAAAGGCAAAAATGACAGAAACAA  
ACAATTACTGACCAGCAACCTTTCTCTTCCATCCTCAGATACAGCAACATTAGCAGACTGAGGCCAT  
ACCTCGAAGTTTGAATTTAAACATAACCGTCTCAAACCCCTCTATCACACGGATTATGTGAGATTTTGG  
ACGATTAAGGCTACGCCTAGCTCCTAATTAGAAAAGTTGGTCAGAAAAATGAAAAATAAGGTTTTTTA  
AAGATAAATAAAAACAAAAGCTATAAAAATATTACTTCAGCAGCTGAACTTGCATTTTTTCTCTCATCTA  
GAGAGGTGTTTTCTCCCATCCACACAAAACCTTCTAGGCCACAGTCCATAACATGACATTTACTAGTA  
TCTAGCAGGTCCCTGGTAAGAGTATCCGCCTCGATAGGTTTCACTGACCTTCTCAACGCTGAAAA  
AAATATGTTGTTTTGTCAACACGAAAATTTGAAAATTAATTTGAAAAACAAACCACTCCATTATGCAT  
CTTCATCGCTTTCAGCTTATGTTAAAATGTTAGTTTCTTGCATTTATTTTTTTTTTCTTGCATCGATTCT  
TCTTTTTAAGGAAAAATTAACGTTCCAAGTCAGAGTGTGAGCAACTATAGTTCTTAATGTTTGCAG  
GTTAAGGAACTGTGGATGAATAATACGTAGATGAATAGTACATCTGAGTAGAAAATAGGTTAAAAAAG

AAGTAAAAGGCATACTTAGCATGTCATATAACAGCAGGGAATTGCCATTATAAAAAATGATTAATTCCA  
AGGTTAATTATGACCTTCAAAAACAATCTAAATTTGCAAATATTATCATTTCCACACAAAAATGGACTA  
ATATCACTTGGTTCGTTTAGACTTGAGGCATGTTGAAGAAGGATATGAACTGAGTACGAAGTCAC TTC  
ACTTTCTTGAACAAGGTTAAAGGACTTGGTGTTCAAAGTTCAGACCAATATGTGCATTATACAACAT  
TACAAATAAAAAACCAATTATATAAATAATGTAGAGTTTTGAAAAAATACTTTCTTGAAGGCATATTTT  
GATAATCATATTTGGGAGTTACAGGGCTTGAACCCTAGTGGTGAGCTGGGTATGCTAAGGCCCTAAC  
AATAGGACAAACCATTGCTTCTTAAAAGTTGAGTGTAGCAAAACACGATATGCAGGTTGAGTTAAAT  
GGAAGCAGGTTTTTCTCAAACAATTCCTGGAGTATAAGTATAGTGTCTATCGAGATCCTTTCCATCCC  
CAGTCAAATCTTATGCTCATCTAGAACAACATCTTATAAATATGAAGCATCAAATATAACCTTGCC  
ACCTTGCTAATAGCTATAAACTTAAAACTGTAGTCCGATCCTACCGGATTGAAAAAGATGGAGTAGT  
TAGATGCCTTGACAGGTATCATTCCAATGAGTAGATCAAGAATGCCACCTATAAGTGAACAATCTA  
AAGATACAAGAACGCCATCTACCCTTATTTAAGAAAGGATGAGTAACAAAAAACATTTGAAGAAAAAG  
GCATTTCTCGTAAAAATAGTTGAAAACGATCCCAACAGGAATATTACCGAAACAGCCTTGTGGGGACA  
TCTTTTACAGCCTTGTTCATCATCGTTGAATGTTTTTCTCGGAAGTGGAGCAAAACCGCCAAAAACCC  
CCAAAATTCACCAGTATCAGAATCGGCCATCATTCTCCCATCCTCTGAACAGAAAAAATAGCTATTA  
GTGTTGATAATTAAGATCACAACAGTTTTGAAGTACTCGATGAATTAACCTTACCAATCGCAGCTATA  
TCACATTTTCCGTCATGGAATGTATCTTTTATATACTGGACAACCTCAAGAGCTTTGGCCCTTCTTG  
TATAGAGGAGTTGGAACCATTGAACTGAAAAATTTACCCTTGGTATCTAGAACGAAAAATGTCATCAT  
GGTTAAGAGAGGAACGAGCAAAGGGAACCTGTACATACAGATTA AAAAGATCAGGAAAAAGATTTAC  
TGACAGAACCCTCATCATCCTTAGTTAAAACAGGTTATAGAAGAAATGGACAGAGTTAAATTACCTCT  
TTCACATATACAACATGCTTTCTTTACAAATATACATACGGGTTCGTATGCTCTTCCGCCTCAGCATG  
CTTAAATCCTGACGAAACTCCACCTTCTTGAGGTATAATACATGGTTTAAAAATAAGAAAGGAATTTCT  
CAGTTTTCGTGTCCCTGTACTTCCCTATACTGAACAGCTCGGCCACCTAGAGCTGCATCAAGTTCAACA  
GTTTTAACGGCCGAGCACCAGCTTCATCCTAATTA CAATAAAAAATAAGAAAGAAAAAGAAACAAGTT  
GGTTAGATCATCAAAAGAGCAGATAACAGAGTGATAACCCATGATAACTGAACTTAAGTTACCTGGC  
TGGTGTCTTTACCGAGCCAATAGTGAATGTATGACGTAAGGCACCGCTTTTTAGGGAAATTTGTCTGC  
GTAAAGTACACATCAGACATTAATTTTCTAAAAGTTAACAGGATGACCAAAACCAATGCGTTACAT  
CTCTCTCTCCCTTGA AAAATATTCCTAAAATAGTCAATTCATGTTCTTCATATTTATCAAAATACCT  
ATCCCTAGACAAGAATTGACCTCTATAAGAGTGTAAACACTTGTTAGATAATTTAAACATGAGGACC  
TTAGGCAATACATGTATTCCTTAGCAACCGCATAGATATCATATTCATTAACATACTACTTTGG  
TCGTTATCGTATATTTCAAGGCTACTACAATTA CTGAAGCATTGATTTACCTCTAGAAGAAACCCCTAG  
CTAACAATTTGCTAATAATGTGCAAAAAGCATAATCATATGCCCTTGGAAACCAACAACGTTGTTGACG  
TCCACATAAAACATTACGAACACTGACTTCACATTAACGATCAATTTTTTTGGAGACATATGTACAT  
CAAACAGAAGAGTAAAGGCAAACAATGGTTCACAAC TAGATTAGTTACCTTTAAAATCACATAGGAAT  
CTCCACTGAAAACTTCCATAAGAGGACTTGGGAACCAGAACAGGACGAAAGTTTTCGATGCGCCAT  
ATTTACAGTTCCACTATGCATTATCAAGGAGAGCAAATTTGACATATTTGAACTTATAAAAAACTAGAA  
ACATCAGCAGAAATATCTTTTGCATACACAGAGGAGGAAACTTATGAATGGACCAGCTGTTTCATAAA  
CAAAC TAAGGAACCTTTCGACAGGCGCTCAGTTAGATACTTAGATACTTCTTTAGATAAAATGGGTCA  
CACATGAACAAGCAAGTTAGGCTCACTTAGCAAACCAGTTAACGGGTTTTCTAAGGATCATATCATAG  
TTAATTTCTTGATTGGGATAAAAATGCTAGCCAAACTAATTTGAGTAAACCAGAGCATTGGTTTTCAATGT  
GCATATATGAGTGCAGATGAAAAGGTGGTATGCTTAAAATGCAAGTTATCAGACCTCTAGTATGACCT  
CTAGTATACAAAGTACAGTTACATAGATGTTTGAACGAGAAAGCTACGTATTTGATTACTATTACGA  
AATAATTAATTTAAGCTATATCATAATTCATAAGGTAAATGAAAAATAAATGGATGACCACCTCAA  
CGAGAAAAACTCAGCAGAACTTTAGGTTCAATTAAGGACAGCCAATGCGTTAATGAATACTTCTATC  
ACTAATTTTAACTAGTTATGGAGTAAGATTCCTAAATACCTCATAGTCCAGAATAAAGGAGAATATA  
ATCAACTTTTACTTTCTGTCAATATACGCAGAAGAAAGAGAAAGACAGCAGGGGAACACAAAAATA  
ATAAGTTAAAAGCTTTTTTAGATTTAAAGGATTATCTCATTCCTTTAATATCTGCAGTGAAGAATCA  
TGCAAAGGTTTTGTCAAAAATAAACATTCGATCGTAGACACAAAAGGATACGCTTTTTGTCCAGCGCCTT  
GAAATGATGGGTCTAGATCCCTCATTGAAACAGCCATGTTTTTAACGATTAGCAGTTTCTAACTGGGG  
AAGGGAGGTAGAATAAGCCTGAAAATTTGCATAGCAGGGAATCAATATTAGGAGAAAGACCAAAAAAT  
GAAGGAAAAACAAAGGAATAATAACAGCCATTACATACACTAAATCTATAGACTATAATACAACAGACC  
AGCTAAAGAAATTTAGAAGGCATGGCATAAAAAAGAAGTAACAAAAACTTCAATCTAGCCGAACGGAA  
TATCCTGCCTATCCC GAAAAGGGAACCTCACCTCACCTCCTTCCCATGCAAGACAACCTTACAGACATG  
AAGCTCCTAAAAAATTTGCATCCCTTATAATGGAGGTTTCTAATAAGTTGGACCAGCCTAAATCCT  
GCTTCTGCTAAAATTTGTTTCATTCCGATAAAGTTCCCGGTATTTTTAACCGGTTATAGTTACACAAAT  
TGTTCACTTATGTGCATAGTGAGGCCTTAATAGTTGGGTGATAGCTCTTTTCTAGGATAGT

**PvG28 (+/-)**

ATAAAAAACAGAATTTTATAGAAAAAACAACCTAACATGATTTGAACTCCTAACATTTCTACTGCCTTA  
AACCAATTTTACCCTACACCAACAAATATTTTGTTTAATTAGGAGGGACCATCAATGCATATATAT  
TAGAAAAATTTTAAATTCACATATAAAAAAATTTAAAAATCGCCGTCGGGGGTTGCCGAGGGTGGCCA

CGGCCACCCCCAGCCACCCCCTGGGTCCGCCCCGGCTGGTTAGAGTAAAACCTCGTCAAACATACGCAT  
GTTGTTTTAGTTAATACTTATTTATGTTTGATTTCGTCAAAACCAGGGGCGGATTTAGGATCTCGAGTCG  
GAGGGCCTAATTCGGGAAAAAATAACAATCATAAAAATAATCGATAAATTAAATGTTAAACATTCATA  
TTTTGAGTTACAATTGACCTCTACGCTATGCCATTATTTGAAAAGTATTTCAATAAATACTTCCTTTGAT  
AAACTAGTTGCAAAGTCTTTTTCAATATGCCATTATTTGAAAAGTATTTCAATAAATACTTCCTTTGATA  
AACTAGTTGCAAAGTCTTTTTCAATAAGAATAACAGATTATCACTCAACCACTCATTATTCATCCGG  
TTTCGAAGCCGAGTCTTACAATTTAATCCCTGAAAATGTTCACTCAAACGTTGCAGTTGTGACTGG  
TAAAATCAAAGCCAAATACAAGAGTTTATAAACAAAACAGGAATGCTAGATTTCTTTTACTTTTTAAC  
ATCATCCTAGTAAGATCATTATTTCTTTTATATTACAAGATCAACATTTGAGCGCATATCCATAAT  
AAAGTTTTCAACTTGATTTGAAAGGGATAAAGGTCAAATCAGAGAAATATTTAGGATACAAAATTTGC  
AAATCGAATCAATTTCCGACGTCGAAGGGAGGAATGAGTCGTGTGAATCTATAAGATGCGATGCAA  
CGCAATAACTCGATAATTTAGCTTTTGAAGTTGCACATTTATCACGGAGTAAATACTCGACACAATA  
GTGATGAAAATTTGTTCTTTTCTCGGCTCTACGTAATAATATTTCTTCACAGCATACACATCTTCCA  
TGGTTAGAATAGAAATATCATTTTTTATCACAAAAATATAAACTTTTTCTACTAAATAGTCCCATCCG  
TCATCCCTTAACTTTTGAAGTCATCTGTTAGAAATATAAACTAATCTAATAACATTTCTCAATATTTTG  
ATATTTTCTTTGCAACGCCTGCAATAAATCATTGTGATCCAAAATATTTTCCATCAGTGTAGTGTA  
AACACAAAGTCAAATGATTGCATAAATGTTATTATAAGAGATGTCACATACTTGTGACGGCATTTTGA  
CTCGTCATTGCTAATCTCATCAATCACGTCAACTACAACACCAACAAAATTTGATCAATCATCAATCTA  
TCAAGAGTTCTATAATGTGATCCCCAACGAGTATCACTTGGACGAATAATACAACCTTTCTTAATTCAA  
GTCTCCCGGTAATAATTTTTTCAATTTGCTAGCTCATCAAATATTTCACTAGCTTGTGCATCTAGTAGC  
ATATCTTTCTTTCTTACAAGAGCCTCTACTGTACTCACAATATTAGAAAAAATCAAAAATAAAACA  
TTGACAAGTGAATGTATTTTCGCTACTCCACAAGAGCTAATTAAGTTGGTAAGCAAAACAATGAATG  
TGATGTGCAGACTCATACTCTTTCAAAATGAGAGCCTTTAGTCCATTAATTTGCCCTCACATATTACT  
AGTTCGTCATACCCTTGTCCACGCAACATAGAAAATACTCAAGTTATGTTTTGAAAACAAAATCATCTA  
ATGTTTTTTTTAAGGGACTTTGCAGTAGTATTTGCTTCTGTGTAGACACATCACGAGCTTCATCAATAA  
AAACGAAAAATAAACCACCGACGAGCTCTTTATTATAAGTTTAGTGGTTTCACGAGCAATAGCTTTA  
ATAGTATCTTTTTGAATGAGTGAGAAGTTAATTTAAATTCCTTCGGCATTGTCAAACAAAACCTTA  
CTAACCTTTTCACTGTTATCAGCAAGACCTGCAAAAGATTGATGAACAAACCTTTGATGTTTGAATC  
TTGGGATCATTGTGTCACGAAATGGGAGACCTGATGGAAAAGAAATCTACCCTTAATTGAAGATG  
CAAGATAAAACATGTAATCATGTTTTGCTTGTATTCTTAACGTAAATAGTTTTGATATGTTGC  
TCTTCTTACCTAGATTTTTACTTTTTCTCGTGCCTTTGAAAGTAAAACCTATTAAAGACCCCTGATGGA  
CCTTAAAAATTAGGTCCGATGCGTGAACCTTCACTTCCCAACTGAGAACCAATGAAATGCTCCCTTCT  
AGGGCATGACCCGTACTTCTTGCTATTGTTGCGTAACCTGTGCACAAAATAGCTAAGATCAATGAGTAC  
TTGGTGGTTTGACCACCATTCAACCTCTTTGCCTTACGGAGTTTGTAGCCCGTGTGGCTAAACCTT  
AGAGGGGGGTGAATAAGGTTTTTGACGCTTTTGCCTAATTAAACTTAAGTGCACACTAACCCCAAC  
TAATGAAATTTAAGCTTAAGCGTATTAACAAGAGTTAATGAATGCTATAATTAATAACGCAAGTA  
AGAAAATAAGCAAAAGTATAAGTTGCGGAAAGTAAAAGTTAGGGAAAGAAATGCCACCGTGATTTAT  
AGAGGTTCCGGCAAAACGGCCTACGTCTCTCCTCGGTCTACCGAGTATTTCACTAAAAATAATTTTCC  
CGATTTTAC

**PvG29 (+/-)**

TCAGTATGCTGATCACAATTAATTTCTTTTATGGTTAACTACACTAACATGTTACCAATTTTTTATTAT  
GTACATCAACATACAGAACTAGCAAATTAGTACACTAACGTTACATTTATCAATGATTTAGTACACT  
TGGTTTTGGTGTACATAAGAATAAAAACCACAGGCTGATTTCCAAAATAATCATGAAAAAGAAAAATCA  
AACGTTACTCTTAACATTTTTTTTTCTACATCTTGTTTACTATCATATCAATTCCTTTTTCTATTTCAA  
CCCCGAACCGTGTCTTTTCTATGTAGTTCATAAAAATCAGCACAGAAAAACTTTCGGTTGGAGTACT  
AATTTCTCTGTATGCAATAAGCACGGCATTGCCTATTAATTACTCGAGACATGGAACAGGAACAGCAA  
GTCAGTATAAAAAATTAAGTTACTTTTTCAAAAAAAAACCTGGAAATACTTTTAACATAACAAAAT  
CAACTGTAGCAATTAACCTCTTTTACAGCTCAGCCCTCCTTCGTCTTGCTGGTCAAGTTGCTTGT  
TCTTCTGAATAAATTTCAATTTATAGCTTCTTTTGGTACGATCTCCATCGTACTGTGACAAAACCTCACTT  
GCTGACCTGAAGTACAATGTTGGATAGCCTTGCACGTCAAATGTATCACTTGGAGATGTCATTTGCAGT  
GGCGTCTCTGTAATTAAGTCAATCAATTTGATTAAGTAAGCCACGTTGTGTATGTGTACACACACAC  
ACACACACACATATACATATACATTTATATGGTATACACGAAAAATAGTTATGATAATAGGTCAATGCT  
AGATTTTTTCTATCTTAAAATGGCAAATATTGCGGACAGAATTTTGCAGAAAGAAATCATATCTATCAG  
TTGCTGTAAAGGAAAAACGCATCAAGTAAAACAGTGTATGCTTGTTCGGATGTGAAACCATTTTCCAG  
TAAATTTGTTTACATTTTCCAGTCAATTTGTTTACCATTTCCAGTGTAAAATGAAGTTATTTAGG  
TAACATATTTACACAACATTAGTAGAAAATGACTTAGGGTGTGCTTGGAAACCCGAAAAATGTCAACGA  
AAAAGAAAATAAAGGAATAGAAAAGTAAAAGTAAACATGAAATTAATTTCACTCATGTGTTTGGAAAGTTT  
GGGAAAACAAGAGAAAATGAAAAGAAAAAAAACAATATGAGAGGGGGAGAGAGAGTGTGGTCCAAC  
TTTTTCTATTTGTTTTTCAATTTTCTTCCACTTTTGGAAATGAGAGGGGGAGAGAGAGTGTGGTCCAAC  
TTTTTCTATTTGTTTTTCAATTTTCTTCCACTTTTGGAAATGAAAAGCGGTTTCCCTCATTTTACACGAAT

TTTTCTCACTTTCTTTTGTTCCTTTTACTAGTCTTTTATTATGGAGCCAAACACAAAAAATTGTTTT  
CTCGCGAAATCATTTCATTTCCCATGAGTTTTCCGGGTCCAAACACACCCTTTAAGTATTATTAA  
ACAAAAGGTGGTTTTCAAGAAAACCGGGAAGGTCGTTAACTTGGGCAATCTTTCAAAACAGTTTTCC  
GATAATTTAATCAAAGATCACATTTGAATGGTCATTTGAAAAAATAAACAGCTTTGAAAAGCAG  
TTATAAGGCTAAAACATAATCCATTGCTAGAAAACAGATTTGGAAAATGCATCCGAAATCAAA  
ACAACAAGTACCAGAATAGTGACTAAAAAACAATATAGAAAAACCAATTCATAAAAAAATAGTT  
AAAACCGTTTTCCATTTAGTATGGAAAACGATTTGATAAGTTCCAAAATAGTTGTACTTAAGCTGT  
AAAGGTTTCGGAAATTGCATTTTATTTGGTAAGTAAATTAATCATTTCCAGAACAGAAATCTTGTCT  
CAAAAGAAAATTCAGAGAAAGATTATAGTATATTAACAACACTTTACCGGAAACAAAATTATAAATAAA  
TAAAAATCAATAATGGAATAACTGAATAAAAAATCTATCAAGGTCGAAGGTTCTTTGAGGAACTA  
AGTATTTCAAGAAAATAGCTTTTGAAGAATACTCAAGAATAACTAGAAAACAAAATTTGAAAAA  
CTTTCTGAAAAGAGTTAAGAGTTTATTTACAAGGTTATGACTAATGATAAAAATTTGACACCATAATG  
CAAAAAGTACTTTTCATAAACACATGGGGAACCTGAATATGATTGTACGAAATCATTTCTGTAAAAT  
GACCTAAAACTTTTTAAGTGTTCATGTAGTAAAAATATTTTTTAGTCAAGAAAAAATCCTTACAAA  
ATATAAGTTAATTTACTTCGCCTTTTCGGAGCCATAAAAAGAAATATACGACCCAAGTAAAAACAGAA  
AACTCATAAACAAATTAGAACACGAGATAACAGCCAAATGTGGTGTGCAACTGTGCATTACGGCAGAA  
AACAACTGTTTTTAAAAACATATTCAGTAGAAATACAAGAAAACCTGGTAAAGAAAATCTTACAAATC  
TTGGCAATCACAAACCAACATCATCTTAAATGAGGTAGCAACTTCATCCAAGATAGGAGCCAGCTT  
CTTGCAGTGACCACACCATGGTGCATAGAACTCTAACAACACTGTTAATAAAACATGGGAATTCATA  
AGCACTTGAATGAACAATCTAATTTCTTATTATTATGAATAGCCCTCTTGTAGAAAAAATAAAATCT  
AAACAGGTAATCATGTTCCACATCAAAACCAATACTCATTCAAGTGAGAAAATGAAAAGGAAATCT  
CAGTCTATAGCACCAATACTTTGACGCTTTAGGGGAGAGAAGGCACAAACCACTAGTAATTAATACAA  
AATCAGTGAACCTCAAAGTCAGACTCAAGATTAATAATGTCTATGGTTGCCACTACTCCAGTTAACC  
CAAGAATAAGTAGTACTTAAAGGGATTTATCTTTACAGAAAGAAATATGGTGAGTTAATAAACAATTG  
TTCAACTAATGGTAACCATTAATGTAAGTGGCCATAATATAGTAAAAATAGATGGATGGCAGGATCACA  
CAGAAGCTGTTTGACCTAGTATTTCTCCAAGGTTTATTATAAGCAATAAATAGTATAGTATGCATTT  
AAGGCAAAAAATAAATATTACCCTTTATCACATTTCTCGGGAAGGGGGGGGGACCTTAATGTCATA  
TGTAACCAACAAATCACATTATTAATATGTTAAATTTTATTGTCATATAAGTTGTCTTTTCGGAG  
ATAATTTATGTGATTTTCAGAAAAGAAAAAATAAATTAACCTTTTTTCCCAAGACAAATATAGTTT  
CAAGGTCATGCATGAAGGGGAAAGAGTAGTGCACGCATAGTTTCAACTTCTTCTTTGACCTTTGTC  
TAATGTGTATACCTAAGAAGGAAAGGGGAAGCCAGAATAGGGAGGGTGCGAGATGAAGGAGCTAGATA  
GAAATTTAGTTTTTCTTAACTTGTCTGTGAACATTTAATTTTTTAAGTTAGAGATCAGATCTGAGTTC  
TGGAAGATTAAGGTAGTATTTGGTCTGGAGCTGATCTCAAACCCACAACAATAAAGGCAAAACATGAA  
AAAGTTTAGAGAAAGGATACTCTTAAAGTCTTAAACAGACTTAGTGGTCTGTGGGACCAACTACCATTCC  
CCCTTCAGAAATATCATATAAATACTTTAATGCACACAAAAAGTCACCATCAATATTTAACAACAAAC  
AGCAATGGAGTAAACACTGTTACTACCCTTTAAAGAAAACTAAACATTTGGTACGCACCGTCTTGCC  
AGAGTTCCACAACAATGTCATCAAACCTGTGAGCCACCACCCTTAAACAGGTTCTGTCATTAGTTTCCG  
GAATGGGCTCTGACTTTTTGAAAGGAAGCACATTGCCATCTGGAACAAGATGATTTGAGCATTAGCC  
AGATGAATCGTTATATCATAAAGCATATGAAACGTAAGGCTCAAGTCCCAGATGTTGACGCCAACTTA  
CACATCCTTAAGAATACAAATCAACTACCACAGATTATCCATTAATGTTCACAATGATAACAAGCATT  
ACCTTGAAATCCTTACCACATGATGAAATTTGATCAGGCTCCAAATTTGGGCTTAAGATATTTCTGTCC  
ATCATTGGTCTGTACAATGACGAGAGGAGCCTGGTCTCTTTAAGCCAAAATACTGTTAATTTAAAA  
CAAAAAGTTAAAATGGTAATAGGAAAATATAAATAAAGATACCTCAAGTATAATATACTATACTATAC  
AAACCTGGAGGGCACCTTGACTAGATTCATATCACCCAACAGAACTTTATACCCTGTCTTTAAAT  
TGCTCAGCAACCTCACGATATTTGGACTTGAAAGCATCAAGAAGTTCCTGCTAAAGTTCATAAATAG  
CATTGCCCTGCCAATGCCAATTAACAACAAAATGTAACACTCATACGAATATACACCATCAAGTCATCA  
ACTATCACAATGCAAGAGCAGACTCGCGTAAAGCAGGTAGACCAAAATAACGAAAAAATAAAGCCAA  
CCCTAAAATGGATCGACAGCATGCCACGAAAAAATGATAAAAATGCAACTTTTCATTAGTCTAAAAC  
ATATTTATGAACACACTCACCTTGGCATCGGGACTATTGAAGAATTTGACAACAAAAGGGTGATTTTC  
AGGCTCTTTATTAAGGGTCAAGAGGCACACTAGCTTCTTCAACAACTTCTCAAGAGCATCCA  
AGTCGAAATCCTACAAGGTAACATACAACACTTTATATCATCATAAACATAGAATTAATTTGCAAGAAA  
GAGAGATTTTATGGTACACAAAAAATCAAGGAATTCGCAACTTTAACCTACCTGAGAATCAACAAC  
TAGCTCGTCAAATGGCTTGAATAATCTAACTGTAGGCCAGAAACAGTTGTATCTCCACGTGGCAAGA  
GCTTTGCATTTAAAGTGTGACCAACTCATAGTCAGAACGAACTTATCGGTAAGAGCCATGAAGTTT  
TGGAATTTCTCTCCGAAAATTTCTGGGAACACTCCAATCTACAAGTTTATCACAACCCCTGCTTTTTTA  
ACCTTCTATAAATACGAGATAACTTAGCAATACGTGAACGAAGGGTTGAAAGTTACTTACAAACAACAA  
TCTTTTTCTCATCAATCACAGCCTTCGCATCTTCAGCATTCTTAATTTTCAGCAGATGCGGGGCCACTT  
TGCTTTTTTAGATATTCGATAATACCTTCGGCTTCCCAGGTCCTTTGTAATCTTGAACAATTTTGCC  
TCCGTTTCTAAAATCTTAAGTGTGGGGAATCCCTTGATGTCGTATTCACCAGCAAGCCCTTTGTTTT  
GTTCTCATTAGCATCACTTTTGTAGAATGACCGGAGGGTCATTACTGCTCAATACTGATGCTGCT  
TTCTCAAATGTAAATCGAACAAAATAATCAATCTTCAGATTATCAAGAAAATGCTATTAAGGTAAC



AGATATATGAGACAAATCACATTAAGTTTGTAGTACCTCCGGAGCAAGCTTTTTGCAGTGTCCACACCTG  
TCAGAAAATAGAAATCTTAATAAACATCACAAATAAAATAGAAAGTCTCGAGAAGCAGAATTCAAAAC  
AGTCATCATATAGTCAAAAATAAAAGTATTAAACTTAATAATGCCATTGTGGTAAACACAAATCACAAAT  
AACTACCAGTTCAACTACCAACACATTGAAAATAGTGAAAAAATAATAAGAACGATACATGAATACA  
ACTTGACAGAAAGGTAAGATACTTGACTGGACAAAGGAGTGAAAGAACAATGTAAGAACATGAATAG  
GATTGTGTAAAAGAAGAATCATCTTGAGATCTTGTGGTCTAAAAAGCTACTGGTTTTGTTACAAAAGGAT  
ATGGATTAAGTAAAATAACAATCAATCAGCTTGTATAATAGCCAAAAACAAGGAAATTCATATTTGTTA  
ATTACACCCAATACTTGTACGTTTGCAATTTGACAAAATAGACTACTACGCACCTATCTTAGTTCAAC  
TCCCATTTGAATCAACCCATCAGGATCACAAAAGACAAACTTGCTACACAGAATGCATATAGAAGATG  
CATGGATATATATATACTGGTAATCGTGCCCCACGCGTTGCGTGTGTGACGCGCAGTGCATCAAAAAT  
ATAGAAAATAAATGTAGTTATGATACAAATATGTGGATAAATACAAAAAATAAGTATAAGATGATA  
AGACTTAAAAGAATGTTTGGTTGTTAAAGAGGGATAAAATAGTGTATTAGTTAATTTTTTACATTT  
TTTTATGTGAGTATGGTATTATTGTAATTAATAAAAAAGTATAGGGGTATTTTTGGAAAAAGTGGCT  
AAATTGGGCAGCCTCATTTGACTTGGGTTGGCTTATTATAATATAATATAGAATGATATATTCATAT  
ATACTTCGGGGGAGACGCATTCTGGAAAAAGTTAGATTTATTATTCTCAAAAATGTGGAAAGAACC  
ATTTCTAGCCCCCCTACCAGCTTTTAAACAATTAAGTACCCAATGTACTAACTTCTTCATTTTTGGTAG  
CCAACGTAAATGTTTTCACGTCCAATCAAGTCACATATTGCAATTATATGAACGGAAATTCGTCACATA  
AAGAATAGGCTAGGTACCAAAACGTTGAAATTGTTAAGATGATATTAGTTTGGTCACATGCTTTGTAG  
TTTGGGTGCCAAATTTGGTAGGACTAGGTAACGTAACGATCATTTCCCAAAATAGAAAAACAATA  
CGAGTGACTTGGATTGGACATGAAAAAGGTTATGTAGGGTACCAAAATGGAAAACTATACTCAATTTGT  
TAAAAGCCATGACTAAACGGGCTTTTTTAACTCAAAAATGTCATAATTAATAATGTTCAAAAATTTAT  
TTAAATCATCACTTACCTTAAATATGTGACAATTAAACTCTGCAATTTTCGTATTACATTTAAAAATGG  
CACATATCCCCAAAAAATCCAATTAATAAGAGCGGATGGAGTAGAGAGTATAAACTAGTCACCGAA  
GCACAAGAATATCACAAAATAAAGCTGGGAACTTAACGTTGAGTACAAAATTTTCGGACAAAATTTATA  
AATAAAAAAACCTAATTGTATTTTTTTTAAATAGATTTTGGTGTATAATAAAATTAATGAAGCATCA  
TTGAGCATCTAAGATAAAAAAAAAAAAAAGGATAAAAAATATGCAACATCATTCGGAATCATACCAAA  
TCTTAAAAGAGATTTTCTCGCCCAATATATATATATTTTGTAGTAATTAAGTCTCAAACTATATACTAA  
ATGATTAATTTTTTCCAATAATGTAACCAAGTTTCAGCTAAATAGAAAACAAAACCACTTATGAACCGAA  
TCTCAGAATGAATCTAAAATTTCCCTAATACATACATGACACACATATAAAAAATAAAAAATAAAAT  
AAAAATAAAATAAATATATATATATATATATATACCAAGGAGCGTAGAATTCGATGACGATAAAATCATGC  
TTGGCCACAGTATCGGCGAAATTTGGATTGATCTAGAGTCAACACGTTCTCTTCAAGGTTGAATCTGC  
ACCGTCCGATGAAAGGCACGGTATCCAACGAGTGATAATACGACGACGAATAAGCTGAACCAAAACC  
TAGAATCCATCGCCAATGAGCTTTCTCTCTCTAGAAAAATGAAAAATAAAATAAGATGGAGGAGTTTG  
TTTTCGATCTGTGTCTGCTAGTGAGGGAGTTTTCTTTTATAAGAGTGAGGGACTGAGTTTTTTATTTT  
GTTTTTTTTGCAGTTGTGAGCCCCTTATTTTTGAACTGGGTATTAATTAATTCATTTCTACTAGTTTA  
GGCATTTATTAACCTTTACTACACATTTGGAAAGCTCATGTTTAAAGTAGTAGTACAAGTTAATATCTT  
GCTACTTGTGTTTTCAGTACTTTTGGCTTTAATTAATTTTACCCAAGAAAAATTAATGTTTAGTTTG  
TAATAGTCTACATCTTACTTTTTTAAATGAACCATTAGAAAATCTATCTAATAAATAATTTAAGTAGC  
CAAATTGATTAGTGGAACCTCATTAACCATTAATGAAAAGCGAAAGTAGTACAAGTTAATATCTT  
GCTACTTATTAATTCCTACTAGTTTTTGGCATTAACTAGATCT

**PvG30 (+/-)**

GAACCATTTCATAGTAGTTTCGAAAATCTTTTTGGTAAAAGTACACTAGTAAAGTGAGGCAAGTAGGAAAA  
TAAAATGAACGACCTCCAAACATAAAGTCAGGAAGAATAATGCAAAATGTCATTGCTGGATTCCCTGAAT  
ATTATATTTTATGGAAAGTATCAAGAAGTGAATCTCAAAAATTTCTGATTAGATTTACTCAATAAAG  
AAAAGGGCGAAAAATGGCATGAAAAAGAAGATTCACTCTATATATCAAAAAATTTCCAGGTACT  
CCCACAGTTTATACTCTCAAAAGATTGAACATTAATCCATCAATGGAAGACCATTACCAAAATGAGCT  
TTCATAATAAACCAATAAACGAATATCTGTACAATTTCTTAACCTAGCTGAAAGACAGAAAATA  
CACAAATGACCAAAACTTAGCTTACATTTGTTACCTAAATAACTGCTGCATATTTTTCTAAATTA  
TTTTCGCTGTCAATTTGGTTATTAATTCGGGATTTTGAATTTCTCACATGCTCATAAGCTTTTCAGCGCCT  
CAGAGGTAAAATTCCTAAAGCCTCAAAAATTTGGGATCAAAACCGCTTGTATACTACTTGAACCTGTG  
TTACTAGCAGCATCTCTGTACCTATCTTCGGTCCATTTCTTTTTTCATCATATCTAAAATCCACTTTTAA  
ATCATCCATAGCTGAAACTCCACTATCAGATGTAACAAGAGACCCGCTATCACTAATGTCTATTTTCC  
CCCTCTCCATACGAAAAGCCTAAGTCGTTTTTCAAATTCCTTTGAAACATATTCGCTTTAAGCCTT  
TGCCTCTGTTCTTCCCTTGGTTTTTCCAACAAGTTCCAAACCTCGAAGCAAAATTCCTTATTGCTT  
TGCTACCTTTCTTTCAGAAATCGAATCCATTGCTTGAAGCAATCGTTACAGATTATGAAAGTTTGGAG  
GGGCACCGATTTCGGCCAGGGGAGTACGGAATAACTCCATCAGGGGAATCTTCAGGTTCTGTAATAATA  
CACCTTACTAGCCATCCGTTTAGAGATTGACGAAGGATTTTGTAGTTGTGATCCAGTTACTAAAATG  
GCCATACCATGATCGGAGTTCCACTTCCAGGTCAAGGGTGGCTTTTAAAGCTTGCCTCCCTCCCGAGAGT  
TGGTATTTGTTCTCAAACCTACGAGCTTTACTCTCGATGATAGCCTGGAACCTGCTTCTGGTGGCACCTC  
AGCATGCTCCTCCACATTTTATCAATCTGCAAGGTGCAGTTTATATATATAGCTCAACTTGGCAGCAT

AAGAAGTGAAAAAATATTCATGGTATTTGATTTTTTTTTTTTGAAGGGGTATTTGATTATGATAAAGA  
AACTTTACAAAAACAGAACAACCCGGAGCATCATGTAATTGCAAGCATGTAACAGCAAAACGTTGGCTT  
TTTTTCTTCTGTCTGGAATCTAGGAGTAACCTAAGCCATTTTAATATCAAACGAAATATGAAGTATA  
AACCTATTAATAACACCTGAAAAACAATATTAAGCTACTATATGAGAGAACGATTTTCAGTAGTCTCT  
TTCACAGATATGACAAGTCAACATAGACAGGCTAAGCGTTTTATTGGACTTGAACCAATTACGCATAAA  
TAAATTTAATGATAATAATGCCTCCAATGTTTCATATTCAATACCTTATTCATACGTGTACTATGCAA  
ATTCATCAATTTCTCCTGGCTGAAATGCTTTTCATTTCTTTTCGATCTTGTGGGCCGTGACTGAACA  
CTAAGCCAATCTCGATAAAGAAAACTACAAAGCAAGTAGATGGTTGGACATTGGAGACTACACTTTAC  
ATATTCAGTGTTTTTAGATCAATTCTGCATCACTTCCTTAAGCTTTTGATATTTTCATTATTTACTA  
CTACAAACTAAGACAAGCATCCACGGTAAAAAGAGAGAGAGGCTCATAAAAAATAAGCACATTTTCT  
TGTGATAGGAAATTTCTTAATAGATGGTGATAAACTTAAAAATGTTAATACTTCATACCATAAACTCAA  
TTCGGAGACTTGGGGTTGTAACCTCCTCGTCCCTCAACTTGTGTATCCTCTTTGATATAGCATCAACAG  
ATCTAATACAGACATTAAGTCTTGTGAGCAACTTTTCGTATGGAAGCTTGTGTGGCGTCAATCTTACTA  
GTCTCTGCCCCACGCTCATCCAGAACTTTTCAGCCTTTGGCATTGTTTTTTCATACATAACACGAAACCC  
TTCTTCATCCTGAACACAAGAGAACTGTTTTAACATCGGAACCAAAACTATCCAACAATTGCAACAAG  
TATGAAAGCATGATGATAAATCATAAGGTATATGTAAAAACAAGACATGAATGAAATGGAGTAAT  
GTCCAATGCATGATCATGCCATTTATTAAGTCTGTGACTACATTTAATGCTTCCCCAAAATAAATAG  
CCAATCAAACCTCCAATACGATCAATACAAAAAAATGAGTAACAGATAAAATCTAGTTTCAATTCA  
GGTTAAGCACTAAAGACCTTGTACTCTTTTGTAAACCGAAAGACATGCACCTTAACGTGGTTACTA  
AATTGTCAAATTTATTGTGCTGAAATTTGAAAAACACGTTATAGTATAAAAATAACATGTTACATAATTG  
AGATATTTCTCAGGAATGCGTCAAACAGACATCCAGGCCAAAATCTTTTAACTTATATCACCTCTCAGA  
ACTGAACAAAGGATACAGAATCACTGTCCAGTAAAACTAAACATGTATACTAATTTGTCCTAACATATA  
GACAATACAGTAAATATTAGAGGCAANN  
NNNNNNNNNTTCATAATTTTCATCTATATTGAAATGTTTAGGTCCACCAAGTGGATCCTAAAAAATATCC  
CATCACTGATTGTATACTAATTGTCCAGTAAAACTAAACATGTATACTAATTTGTCCTAACATATAGAC  
AATACAGTAAATATTAGAGGCAAAAAGAGATGGATAGCGTTTTTGTCTCCAAAAAAGTAGCATGGAAA  
CTTTTCAATAATTTTCATCTATATTGAAATGTTTAGGTCCACCAAGTGGATCCTAAAAAATATCCCATCA  
CTGATAGAATCCAAAGCACGCATCAGTCTAGCCTCTTATTGATACAAAAGTTTCTGAATGGAAAAAAA  
AAAATCTATTTCAAAAACAAAAGAATCCGTAAACAATAATTTATTTTCTCACATGAAATCCTAAGAACA  
ATTTGATGTACCAAGACTTGGGTAGATATGCCGAGTAAAAAGGCCAAAACCAAGACTGGATATGGCC  
GAGTCTCAGCTTACAAAAGGAAACTAACTAAGCAAATATTAAAAAACCATGCCAACAGCCAAAATA  
CCTCCCTATCCCTAAGAAGATGAAAACGATGAACATAAAACAACATAATAGACATATATTTCCATTTCC  
TTTACTTCTGAAACAATGAAAGTGTGAATCTCCCAAATGAATTTGTACATTTAGTCGAAAACCATTAGT  
TTCTTAACTTACACATTTCCAATATTCAAGAAATATTTATATAAAAACCTGGGCGACATACTGTCTCTCT  
TCCTACATCAAATGCACACTAACTCTTAGATAATATAATTAATAGATTTCTAGTACATAAGGTGTATA  
AAGGAACATGAGAAGTAGAACAACAAAAAATCTGTTCAAATATTATGCAAGACCAACATCAATGGG  
TACACCAATATATCCAATGTCTCTAACTTAAAAAAAAGGAATTAAGATCACAGTTGACAGCATATT  
ATGAGCAAAAACCAGTATAACTTTTTCAACAGCAAATAATTTCTTGTGAGGTCATTTGTGTGAAATGTGC  
AATCAGAAATTTGATATTATTCTTAAATTAATTTCTGTATTCCAGAACTATAAGCATTTAGCACTACCAT  
AGTACTTTACTAGAATAAAAAGCCTATAAGATGCAATGAATACTCACATCCCATAAAGCAGCAGTTGC  
ATCTGTAAGTCAGGGGAAAAGGTTCTTATTTCGACATTTTTTTTAAACAATTTCTCAAGAAAAATATGAAA  
TGGATCAACTTCAGTACAAATAAAGCATTATTCTTAGCCATTTACCCCAACCTTGCATGCAATCATA  
GTTATAGGATGCATATATTTCTTGGCAAATATAAATTTATCCAGAAAAATAAAATCAAAAAGTAGCATCA  
TATTACCTTTACTTCTTTATATAGTTTTCTTCTCCATACATAAAGCTTCTCCAACGTTGATGAAAGGT  
TTCCAGGCTTCAGACCCCTGTTCTTTTCTGAGTCCCTCATAATACGCTTTTGCTAATTTTCATTGTGCTA  
TAAGAAAACCTTACTGAGCGTGTAGATGGAGGGTAAGAAGATGGAGCTACCATGTATAGGACACGAGA  
TAATAACACTGCATTAATAACACAAGTTCTATTGAGTAGTGAATATCAGTCCGATATCTACTTATGA  
AAGCTTAACAATTATCATTTTCATAGGAGATCTTCAATAGTTAGCAAAAAGGTGATTCAGAGGAATGGAT  
GATACACTTATCCCAAATTCAGTCACTGATTAAAAAAATTAAGCTGGTTTTTACCACCTATAATTTT  
TTAGAACTTTTCAGTTATCTGCTTCTTAAAAAGAAAAAGGTGATGTACAGGATTAAAAACAATGATTCAA  
CTAATACAAACATCTTATTGCTTTTGAATCCAAACATGTGAAGATAGACAGTTGCATCAAACCAGCAC  
AAAGATGGATGTGTAAAATACTGGCTTAAATATCATAGATATCTTCTGAATAACTACTATAACTAAAC  
TGAACCTACCAATGTGCTACAAACTAGGTTTATGACTTATTTAGTTAAAAGTATAAGACCTTGAATTT  
CACTTCATTTCTAGTTATAATTTTTCGAATGGCTATTAAGAGTTAAATCATGCCTAGTTGCCTACTATAC  
CCTTGAATATGGTCGACCCACAAATATCTCTCCATATTCATCCCTCTCATCAAATTAGATAGTAACT  
AACATTAGAACTTAAATCTCTCATCAACAAATAGCACCTACATTATACATAACGACAGTATACTATT  
AAAATTTATAAACTTTAAATAATTAGTATGCTGTACAAAATATTTAATGCATATACTTTAGTATACAAC  
AAAATAAATTTAAAGACACTAATATGAAATAAAGTTGGGCTGATAGTAGTTCCCAATAAATAAGTACA  
CTAAGGAGTACTAAACAGAAATTTTTCCAAATATATCACTCTGCAAGTGTAACTGTATCACCACAG  
TGAAATCTTGTACTAGCATTTCATCACATGTTAGATATAAGACCAGCAGAAAAATAAATTAAGCGTA  
ATAGCCTTAAACAACAATAAGGACAACAAAATTAACCTCAGATAAATAGATTTAGCAAGGTCACCTTT

AAGCAACGCGAATTTAGGCTGATGTGGCAACTTTCCAACCTCAAGCAACATAGCTACCTCATTCCCAT  
AACTAGAAGCTGTAACAAATTCATCTCTAATTTTCAGCAACAACCTCCTGCAAGTCTCGTGTACCACGA  
GCAGAGAAAGTAGCCAAGCTACTCAATCTCGACGATTCTATATCGTGTAGAGGTGTTGTGTCTACCTC  
AAAAGTCACCCCTTTTTTCTCATTGACCCATCTTCTGTGCTTTTAGTAGCAGTGGTATCAGGACTGC  
TTTTTACCTCTTTTACGTCAACCGAATATGCCACCTCATCGATTTCTGATGGCACTTCCAATGTTGTT  
CGTTCACTAAAATCCTGTGCTGGCACTGACTTTGAACTTCTCTTACTAGACTGTTTCTGTGACATTTT  
ATCGTAATGCTTTTGTGACATATCACTATACTGCTGTTGTGATGGACCGCACTTGACCCGCTACCAG  
GTCTTTGTGATAACCCATCTCTAGAACTGCCCTCTCCTTCCCTTTTCTCATTCTATTTCCATTGATA  
TTTTTCTCTTAAAATTTTCCCTATTTGCTTCACTCTCTGTTTCATCTTCCAAATCAGGAATTCCTC  
TCTCACCTCACTTCACTTGAATCAGGACTACTTACATTTGAACCGTTTACATATGATCCATACGTAA  
AACCAAGGTAAACCCATATCGTACCATCAAACGGAATTAAGAAAGTCCCAACCCAGCCTTGGGTGAA  
GGAGGAGGTGGTGGATCAACCGGACGTTTTGGTTGCTGATTCTCAACCCACGAGATTGCATTTGGGTA  
CCATAAAAACCTCCATTCTCATATGGATTATTCGAATATGAATTTGGATATGAATTTAAATATGAAG  
TCGATGTTTTCTGGAACCTGCCATGATGACGTGGACTTTGTGCGATCGTAAATTACAGAATGGACCTGT  
GGCGCAGATCTTTCATGTAATAAGTATATGAAGTTGATTGCGTTCCGTATTGGTTCCAATCTGGTTG  
AAAAGGTGGGTTTTCATGGGATATGAACCCATCTGTTTGGAGTTGTGGGTATACATTATAAGGTTCAA  
AACCCATCCCAGGATTTATCCCGTATTGTTGCCAACCTGCTTGAGAAGGGGGTGTGAATACGAAGTT  
CCTTTATCCTTACCACGTGGACTATCACGTAAATGAATATGGCCTGATGATGAACCAGATTCGGAACC  
AGAATCAGAACCAGAAGATAAATGCAAATGTGACCCCTCCCAACATGGTCTGGTTGTGGTTATGGT  
CATGATCATGATCATGGTCATCATCTGAGAGATGAATATGTGAGCCTGAATCTGAATGTGTGCAAGAA  
GATGAATCAGAGTTAGCCCTTTTGTGATCAGTGTATATAGATCTACTACTGTTTTTCTTCTTCTTTGT  
TTTTCTTTCATTAGAAGGCAATGTTAATACAGGAGAAGCTGATGGTGACATAATTAAGAGCTCTTCAT  
CAATGAAATGGCGAAGCGCGTCGCCAACGCTACCAAGGAACGGAAGTATGTCATGTGGGCGGCTGCT  
AGAGCGTACCGATGGTTGGCTGCATCCCGTATCAGTGCCTTTCTCTCTACATCTAATCACCACGG  
CAAGTCGTCCTCTTTGAACTCCGAGCCCATATCAACCACCACCACCAAAACAAATTTGTACTCCAA  
AACTTATATTTATTCATCCCTATACCTACATCACAGACCAAAATAAAGAAATGGTAAACACTAAAAGCA  
TTAGACCTACAAGAAGTCGTAATAAGGGAAATAAAAAAATGCATAAATGTTTTAGAGTCATGCGG  
TAAAGATGTAGTATGGGGCCAGAATTCAGAGCTCAACTAAAGATAAATAATGTCATTGCATTTACTCT  
AGTGGTCTTTCTTCTCTATGATAAATGAACATCCCTTGTCTGATACTTGATTCATTGTTCTCACT  
AATCCTGAATATTATTTCTATTCCAGGTTCTGAGTAAATTTGAAATTTGAGAACATAAAGTTCTAAC  
TTGATAACATTACCACCGTGGGTTCAAACCTTCAAACCACTGTTTTAAATAGCTCGCTTCGCGGCTAAA  
AAACTCGATTTCATAGTTTAAAAAAGCGGAAAAAGCTTGTCTTCCCGCTTTTTTTACAC

**PvG31 (+/-)**

TTAGCTTTTATCTTCTTTCAGTGCTGGGAGGGCTTCAAAGAATGGTGAGGTTATCATTTAAATAATCCTC  
CATATCCTCGTTATCAGTCTCTAAATTTTCATCCATAAGAGATTCTGATTTTGAAGAATTGGCTTGGA  
AGCAATCGGAAAAATCAACGTCTAACTGCTGTTGGAGAAATTTCTAATAATTTTTCTTTTTCTTGAT  
CTCAATATTAGATCCTAAAGTAAATTTCTTTTTTAAATCAGAAAATTGATGGTAGACCAATTGTCTTTT  
TCTCGGGAGCATATTCCCTTTCCATTTTATTAAGGATTCAATAGTCTCTTGAATTTTTTATGAGGATT  
AATTTGTAATCAAACCTTAGTCCACCATTTATAATATGATTGCCATAAATAAGGTCATAATGCCAATTTT  
AGTTGGTTTTAATGGCAAAGAACCATTGCCAAATCCAAGGTAAACTGAAAAGTGGTAATAAAAACGGAGTA  
AATTACTCCCTTTAACAACCTTTCACCCCGAATTTTTGGGTTACTGGAAAGATAATTTTCATATTTCT  
CAAAAATATCAGGAGGAAGAATATCCTCTTCGGGTCTATAAAGGAAAACCAATTTGTAACCAATAT  
GACAATTTCTGGGTCAATAGGAATGGTTCTAAACGAATAAACCATGTATGTTTTTCTGCGGATTTTG  
ATAATAGAACGCATGTTTCCAAGCAGAAATATAATCCAATAAATGTAATTTTTGTGGGCGAAGTTTA  
ACTGAAGAGGTTTTATTAGGATTTAATCCCATTCGGTAATATGAATAACTTGGTTAATAAAGCTTTA  
CTAAAAGAAATATCTCCAGTATGCTTATTTTGGTTTCATATGATTAATAACTACTAAAACAGTTTCAAT  
AAGTATGGATTGAAAATATTTTCAGATCTTTGTTATCAATTAGAGGGAAAATTAGCCTCTGGGTCAAAAT  
ATCTTTTGGCCAATGTATTTGGCTCTTTAAGAGCTTCAAGAAAACCTTCTTGGGTTTTTCCCGAAGAT  
AAATAATCTTCATAATCAGCAGGCTCTCTCTTTGACCTAGGCGCTTGGCTAGAAGAGGATCTGGATAT  
ACTTTTTGCAGAGGAATATCTCTGCTGTTGTTTTCTTGCAGGAAAGAGGAATGTCTCTTCTTCCAT  
GACTGGAATGTCTCATTTAGAGCCCAAGAATATATTTCCCTGGTTAAAAAATTAGGAAGAAAAATTATTT  
TACCTTTTTATGTATTTCAATATCAAAGTCAAATATAGACAAAAATAGATTGCCATCTTGCAAAAATTTG  
TTTTGTACGCTAAAATTTTTTACATCAATTTTCTAAAACATCTTTTGCAGTTTTGCAACCAATTTAAAA  
TAAATTTTTGATTTAATAAATCATCTTGAATTTAGTAATACAATTAACGATAGAAAAGATTTCTTTT  
TTTATAGTAGAGTAATTTTTCTGTGCATATATCCATTTGCCAGACGTATATCGAGATAATATCTCAT  
ATGTTTAGAAGGGAATTTCTGTTTTAAATTTCCACCATAACCAATATCTGACGCATCTGTCTCCACAA  
TTTTAAAACCTGTAGGAGATATAAGAGCTAGACAATAAGACTTTTGACTTTTGACTTAATAAGTTTAA  
CAACATTTGTATGAATATCACCTATAGGGGTGGATTTTTCTTTAACCTTTTCATATAAAGGAGAACTA  
TCAATAGAAAGGTTTTTATAATAGTCAGCAATATAATTGAGACTGTCCAAAAATCTTTGTAATTGGGT  
TTTTTCTTGTAAAATAGCAGGGAATTTATCTGCAAATGAATAGCTCTATCAATCGGAATAATCTTTT

CTTGATCGATTTCTGTCTCTAAAAATTGAATATGTATTTGGAATAAAGACATTTTAGTAGCAGAACT  
ACTAAACCAGCATTTTTTATGAGTTTAATAAAAAATATTTATATGCTTAAAAATGTTGGTCTATATCCTG  
AGAAAAGATGAGAATATCATCAATATACACAATGCTAAAAGACGAATAGGGATAAAAAATATCATTCA  
TAATGTTTTGAAACTCAGAAGGAGCATTTTTTAAACCAAATGGCATTACATTCCATGCATAATGTCCC  
ATAGGAACAACAAAAGTAGTTTTGTACTTATCTTGTTCAGCAATCTGGATTTGCCAATAACCATATTT  
TAAGTCAAATTTTGAAAAAATATTGGCAGACTGGATCCTAGTAAGTAAATCCTTTTTATTAGGAATAG  
GATACCTAATCCATTTTAGAACCTTATTTAAAAGTTTATAATTAATAACTAATCGAGGAGCACCTCGT  
TCTATCTCTGTATTTTTATAAACATAGAAAAGCAGTGCAACTCCAAGGGGAATAAGATTTGCGAATAAG  
CTTTTTGTGTAATAAAGAATTTGGAAGTGAACATATGCTTTTTCTGTCCAAAAAGCAGTGGGAA  
GGTCGCTACAAAATTTCTCTTTTGATAAGATTTGGTGACAAAATAATTTTATCTTTTTGAGAAAATAAT  
TGTTTTAGAAATATTCATAAATTTTTAAATCCTTTTGCAGAAAAATGATTTGCTTTTTGTTTATAAAATCAA  
AGTTTTCTTTTATCATATCAATTTTTCTAGTTTTGTGGCTTAGTAATATAGTCAAACATAATATATTGAC  
CATTTGTCTCAAAAACGATACCCTTTGATGTAACCATAAAAAGTTTCGATTAGATTTAAAAAGGGAGTA  
CCCAAAATAATTTGTTGAGTAAGGCCTCTAACCATAAACAAAAGTGGTTTTGAAAACAGAGCCAGAATTA  
CAAATATAGGCATTAGATAATTTATACTGGATCTTCATACGAGACCCATCGGCAATATTTAAAAAATG  
TGAAGTTTTATCATAACTGTGTAGGGATTAAGCCTTCACAAAATACAATTTAAATCAGCTCCACTAT  
CAATAAGAGCTTGACCAGAAAATGTATATTCTTTATTTATAACAATAGTGACTTGAGAATGCCACTTT  
TGATAAGTAATTTCTATCTATAGTATTAAGAAAAGTTTCATCATCCGAAGTGCAGTACGCTTTTTATTC  
AATAAAAGGAATATCCTTTTTGAATAAAAACCTTTAAGAAAATTTAACCTCATTTTTTAAATTTATAAATTT  
CGCTGCGTAAATCAAAAATAGAAATCTCTTTTATTTTAAAGACATTAATTTCTCTTTAAAAGTTTTT  
ACCTCTTTATGAATTTCTTCAATTGAAATACTTTTTAGAGGGAAGGGACTGAAGTCTTTGAAACACCTG  
TTTTAAAGAGTAAGCTTCTTCAGGAATATAAGAGGTTTTCTTTTTGCTTACCTTTTTGTAAGAACATCCA  
AATAATGTTCAATCATTTTTTTTATTAACATCAGAATTATCAATTTTCGTTAATAAGATCTAAGATAGAT  
CGCTCTTGAGATGTAAGAACATTAATACTTAATCCATTATCAATCAAGCATGGCTTTGTAGTGATTATC  
CTTACAACCACAATCAGAAGCAGATGAGCTGCTATTTTGTTCAGACTCATCATTTATAATCTTCGTTTTA  
TCTCATTAGTATTTTTCTGACTCATCATCAGAGGAATATAACATGACAGTTATAAGCTGTTTTTTTCCAGA  
CCTTCAACAGAAAATTTCAATTTAATTTCTGCTTAGTCCAACATTTATTGGCATAAGTGGCTGTTTTTCC  
ACACTTCTACAAAACAACCTGAAGCATTAGAAGTACTAGGTTTGGGTTTAAATTTAGAAAACATAAT  
TAGTCTGATGATTACGAGTCTCTCTCTAGTTGAGAAGATTTTTTAAAAAATCGTTTTGATTTTAGAA  
AAATGTTTTCTCTTAGAAGAAACCTTATTATAATGATTTTTGAGGAATTTGTAATCAAATCCAAATG  
GTCGCAAAAATCACCATTTCTTTTTCTACCGGTCAAATTTTACTCTTTAATTTGGGCTCGAAGCTTTA  
TGTCGTTACAGAGGGATAACGCTTACCATCACATTCACTAATAAGTTGCCATAAGTATAATTTATGG  
TAAGGGATTGTAGTTTCCCAGTTTGGCGTAAAATTTCTATCTTTAACCTTTTGGGCAAAATAAATTTGG  
AAGACCTGCTAAAAAAAATTTCTTGACAAAAGTTGCATTAGTATCCGGTCTCATCATAATTTTTGTAA  
GGAAAACATCCTTATAACCATCTAAAATGAGTTAAAGTTGGACATTTAAGATTAATTAATAAGTCCCTTA  
TTTTCGTTCAATAGAAACGGGATTTGCTCCAATAAAAAGCTTGTAATAAGCAGTTAACAGAGTATATAC  
TGCATTTGGTGAAGTGTATCCGTATATGAATCTAAACCCTGTTCCGTTTTTATAGGATTTCTAACGA  
TTTTTAGTAGGTGTTAATATCATTCTTTGTTGTTTCAGGAGACATAACATTTGTCCACCAACCACGTAGT  
TGGCCTGCAAGCCTGCTACAATAAATTCGGCAATTTAGTAGTCTGTATTATTAGCACTCAAACATAC  
CGTAGAGTACATAGTTATCCTATGTAGTAGTACCATAATTTGGTACTCAGTTCATACCATCTATATTTCC  
ATTCATAGATGGTTCTAGCGCTGAAAATAGCAGCAAGATTAGCACTCTCTTCTTCATAGAGTATATCT  
TGTGTCTGAGGCTAGAATAATAATGCCTCATAGGGGGCGTTGGAAATGGTTTTTTCGACCAAAAAGCTGT  
AGATTTACCAAAAACATTTTGGTTTATACTAGCATGTGTATTTGGAGTATGTTCCATGGCTAAAAGCT  
GTTCTTCAAATTTGTTAATACTTTCTGTATCAGTGGGAATTTCTGATAGAGTAGCAATTTGTTTACCT  
TTACCAATATTAAGGCTTTCTAATTTGTTGTGTTAATAACGTAATAATATCATTATTCGTATTAGAAAAT  
AGTAATATCAATACTGGGTTTTAAAATAGTAGGTTCAATAACCTTTTGTGAGGGGTGTAAGAATAAC  
TAGCTACATCAGCTATTTCTTATGTACTATAATAGTTCCCTTTGCTTCAATACGACTTAGTTGGGAA  
CAAATAGTCTGAAGAGTTAAATTAGTAAAATTTAACTGTTTTTTATGCGAAAATGCCACAGATTCAT  
AATAGCATCACCAGCACGAATTTTTAAAAGTTTCTGAAGTATAGCAGAAAATCGTGTCCCTTTTGGCCGT  
TGTCCAATTTTTATGAAAAGTTTTGAGAACATTTAAAAAAGGACTGTTTTCTATGGTAAACCATATAG  
GAAAAGAAATTAATTTGTTGCATACAATCAATATGATTATAGTATAGGCGTTTATAATTTGTTTTTCT  
TTACTATTATAAGTAGCAAAAAACCATTTACGGAAGAAGTATACTTCTTTTATTAGATCGTTTTAC  
ACAGTCTTGTCTATCATAAGTAAAAGGAATAGAAAATAACATTTGACAGCAGATATGTCATCAAACCTCAG  
ACAAAGTTTTCTGGTCTCTTTTTTCTTCTGTGATAAATAGCACGAGGTATATTTTGTGACGAATTACAA  
ACATCATAAAAAACTAAATTAGAATGTTTTGTTGATGTTATAGAAGGGTTTGCTAAAGAAGGGTTGGG  
CGTATAGAATCTAGAGGATTGTCTTCTGGCTTAAAAGAGCTTTTCATAGTCAGAAAAAGAACTTCTCG  
CAGATAAACGTTTTCTTTTATCAAATTTGATAAAGACATTTCTTCTTTGGTCTGAATAATTTCTCTCA  
ATTTTTTTAGTGTCCATAGGTTTCTGACTAACAGAAATTTAAATTTCCATTCGGATGGAGGTTCAAT  
ATCCTCCATTTAATAGTTTGTGGGGTGTGAACATCTGATTTTTAAAAGGTTTGTCTTATTAACACAG  
TTTTTCTTTTTGTGTCAAATATTTTCGCCCTTGACTTAAAGTAGTCATAGCTTTATAAAAACTCTA  
TACGTTATGTTTAAAGGCTCAGTGCCTTCTTTGAGTTTATAACCATGAGTTTTGATATTTAAAGTTAA

AACATTCAAATATTTTTGTCTGTTAAAGAAACAGAATACTTAGACTTGGGTATTTTTTATCATGTGT  
ATTTAAAGTTTAATACTTTTTTTTTTATCATGTGTATTTTTTGTGCAAACTTAATACTTAGACTTGG  
GTGCATTTATCTTTTAACAATCAACATATGCATGATTGGTCTTATGTGCATCCATATGAACGGGTTG  
ACATTTTTGATTAATATTTTTTAGTCCATGCAAAAACCTAAAACACAAAATAGATCAATAACATTTAT  
GTATATATAGAAGATAAAGCCAAAACATCCCATTTTACTTCCTTAATGGCTTTGGTAAACCTTATGCT  
TTTGAAAATGAATTGTTTTATTTTTAAAAAGAGAAGAAAATGAATGATTTTGCAAAACGCAAAAATGTAA  
AATACTAGATGTGATGTTTTCTTTATGGAAGGATTGACAAAACCGCAAAATATTACCAAGATATTATGA  
TCTAGCCGTCTAGGTCTAGCCAACTTAATTAAGAGCATCTTTAGCGGGCTGGGTAGGATGGACGG  
AGCAAAAATCCACATGTGTTACGTTTATCGGAGTGTGGCAGCGATCTCCTATC

**PvG32 (+/+)**

TCTGAATTTGGAGTTCGCTTCTCCATTTGGTCTGCGTTGGCTCCGTGTGTTAATTACAGGACTGATC  
TCTGTATTATTTACAAACCAGTCATTTAGTTTTAAATGTATTAATAAATATGACCGTTAATAATTAC  
AAAATGGTGCATGTAGTTTCGAAATAATTATAAAAACATTCCTATAATGGTAATAAACGACTAGTTTG  
ACTTTTTTTGGTTCCCGAATTTTTTAACTTATAAAAATAGTCCTTATAACGGCTAGTTTTTGGTCCCT  
TAAATATTTTTAAATTACAAAAGAGTGAATTTAATTCCTATATAAAAACCGCACTCTACTATCATTCA  
AAACACATCATTTCAAAAACACTCTTACTATCTTAAATATATTTATCTATATATCATATAAATCAAAAC  
ATTTTTCTATCCGAAATACAAATGGATCCAATCCGATCTCCTCCTCTCATCTGATTACTCGTCCGAT  
TCCGATGATGCCAATTTGCAACGATGAAGGAACCTTCAACAACGTCCTGAAAACAACGAGTTGAGAGGCCCTC  
GATTAATTTATGAATGGGACGCTAAACTACGGAGGCACTATTTTTTTGGAGAACACATGTATCCGGAC  
GAAGTATTTGACGGAGGTTTCGTACGGACAAGGAATTTATTCGTGAGAAATGTCGGATGAGATTATTGA  
GAAAATCATTATTTCCAACAAAATATGATTTTTCGGGGCCGTATGGGTGCCATCCCTTATCAAAAAA  
TTATTGTTGCTCTTCGCATGTTAGTCTATGATCTCTACGGATTTAGTCAATGAGAATATTCGTATA  
TCCGCAAATTTCTATCCTTAATTGTATGAAAGAGTTTTCTCGTGCTATCGTGAGAACATTTGACGAGCA  
TTATTTTAGAGAGCCAAATGAAGACGATATTCGTGATTGAACATTATCAACACTCGTACGGGTTTTT  
CCGGTATGCTCGGAAGCATTGACTGCATGCATTAGAGGTGAAAAAATATCTCACCGCTTGGGCTGAC  
CAATATCAAAGTGGTCACAAAACGAGCCATTAATAGTCGTTCAAGCGGTTGCTTCTAAGGATTTATG  
GATATGGCATGCTTATTTCCGGGCATCCAGTTGTAATAACGATATCAATGTATTAGAGGAGTCTAATT  
TATTTGATAGACTTATGGAAGGCATGCCACCTTATATCTATAAAAATAAATGGAACCGAACACAAT  
ATGTGGTACTACCTTACTGATGGTATTTATCCTCCATGGGCTTGTTCGTGAAAAGCGTTCCGTCCTC  
TATGTCACACAAAATTTGACTTTTTCTCAATACCAAGAAGGAGTTTGAAAGGACGTCGAGCATGCA  
TTTGTGTGTTGCAATCTCGTTGGCAAATTTAAGAGATTCCGCACGCTTATGGGATCAAGAAGATTT  
AAAGTACATCATGTTAGCATGCATAATATGATTCCTGAAAACGAGCCTCCGGAACAATTA TAGTCAAG  
AGATTTTCCAATGGTGGGTTCTGACGATCCTTCTCAACTCTTCCGGTCATTGAAAATGTTGTTCCAA  
CAACATTTAGAGAAAGACGTTTATCGTTTTAAGAAAAAAAACCTGAAAACCTTCAAAATGATCTAAT  
CGAGCACATTTGGCAATTTCTATGGTTTTGAGAGTTTTGAGGCCGACGATGTTCAAAGTCATGTTTTTTAA  
TAAGTGACATTGATGTAATTTCTATTTTTTATTTTTGATTTAATTTTTTATTTTCAATTGATTTAGTTTTT  
ATTTTTACTTAATGTAATTTTTTATTTTTACTTGATGTATTATTTTTATTAATTAATGAAATGAATGTTT  
AATTTTTATTTAATTTAATTTATAGTTTTTAGTTGTTAATTTATTTAGTTTTGATTACAATTAACCTGC  
TAAGACCTATTAACAATTACATTTCAAACTGTTATGATCTGTTTAGTAATTTCAATAACATTCAAAAG  
TTAAACCAACACACCA

**PvG33 (+/-)**

AGATTAGTCGGTGATTAGTCGGGTCTAACTTGAAAAGCTCCTTAAATACTTTAAATATTTTTTAAAAA  
TCACCACCGATTAGTCGGCTAGTCGGTTCCCTCGGAGGTAAAAACACACAAGGAACGCCTAACGACTTCT  
ATAACCTTGCTTACTGGTTGAGAAAAAAAATACTAATAACGATTAAATAGTTGAAACGGAACAGGGGGT  
ATATAATCTTACTGTGCAGTGTGGAGAGTCTCCAAGAGGACTCGATAATCTCACTTAAAACTTTTGT  
GTTGCTAGTTAGTAGGAAGTGCAGTGGATTGAGCTATTTTCATATGGGGTATAATAGATAACATACT  
GAAAGTCCGCAAATAAATTTGTTAACATCATTCAAGTTCCGAGAGGCCTGAAAAATATCCTCAA  
GCATATTTGAATGTAGCAGTGAAACTGGGGAATTTTTTTTTTAAAAATAAAGTGATACCATCATT  
AATTAAGTCCATCCGACCAACACATTGTTTTTAAAGATCCATCTGTATTACACTTTAATCTATCGT  
TCACGGGTTTAGTCCATTTGTTTTGCACTTGGGTGTTTTTCATTTGTATAGTCACTGCTATTGAGGTGC  
TCTTTTCAGGAAGTCTTTATGCAACTTTAAAGCTTGACGAATAACATGCTTCCGGAGTTGGTTTTTTGTC  
GTTAAAAACGAGCTCATTTCGAGCTTTTCAGATTTGGCAAGTAATATTCATGACCATCTCCACATAGT  
ATTTGGGTAGCTTTTTGTCCAATAATTGCTCAAACCAAACCTGCTAGTGAGGTAATACTGTGGGGATCA  
ATGCGAATGTTAACGGACAACCAACCAAACCTGTTCTAGTCCAAGCACATTGGAGAAAAATGTGTTT  
AGATGTTTCTATTCTGACATTGCATAATGGGCATGTAGGAGTAGTTCCACACTTTCTTTTTGAAAATGT  
TTTCCTTTGTAGCAAGTGAATTCGACACGGTTTTTCAAAAAAAGTGTGAACTCTCGGTGCCGTCTCT  
GCCTTCAAAATACGTTTCCATGTGTGGCGGACGGTTTATAAGATGAACTGGGTACTTCCATTATTTT

GTTTCCAGAATACTCCAACCAATAACCAGATTTGACTAAATATATGCCCGTCGCAGTATGGTGCCAAA  
TTTGGTTTATCATTCCCCCTTCTGGCTTATCGGAATAGCACTGATCCTTAGTGTGCTTTGTTTTTGG  
CCACTGACAAAAGTTTGCCCATATCACATGTCCCTGAATTTTGATCAATGAAGTCGTAACCTAGATTT  
AGTACACAATCGATCGGTTTTTGTTCCTGGACAGAGAAGGATGGTTCAGTCGGAATCCATTTATCGCT  
CCAAAAATCTATTTTATCTCCTTTGCCACATTTCCACCTTAGCCCTTTTAATAACAATTTCTTTTCCTT  
TGATTAACCTAGACCACGCCACGATGCACGTCTTCTTTTACATGCTCTTAGACACCCATCGTTAGGA  
AAATATAACACTTTTAAACTCTCGCCATAATTGATCATGATTATGCAGTAACCTCCAATATTGTTT  
TGCTAACAAGGCACAATTGAAGGTATGCATGTTTCGAAATCCAAGACCACCTTCATCTTTTCGGCCTCG  
ACAAATATTTCCAACCTTTTCCAATGGATTTTCTTTCTTCTCCATTTCCACCCACCAAAAAATTTCT  
ATCAATCCATCTATTTCGGTTGCAAAGATCTTTTCCAGATTAGAAAGCAGTTTCATAGGGTAAGCAGGAAT  
CGCTTGCCTACACCTTTAATTAGGACCTCTCTCGCCGCTAAGGACATCAGGGTTTTTTTCCATCCCT  
GGATTTTATTCAAGATTTCTTTCAGTAAGTAAGCCATGACACTTGATTTAGAACCCTCCCAGCTAGAC  
GGTAGTCCCAGATACTTAGACTGAGGCTTGAACCTCGACATTCTAGTTGTGTGTAACAAATCTTGTTG  
CTTATTTCGGAGGACAGTTTGTAGAGAAAAACCCTCAGACTTAGCTAAGTTGACAGCTTGTCTGAGA  
CATTGCAGAAATCTTGTAAGATACCCTTGAAGGTACCAACATCCTCATTATTTGCTCTTATGAGGATA  
ATCATCAGCAAAAAACAGATGCGAAACAATAGGGCAGCCACGAATGAGAGTGAAGCTTTTGGAGTTGC  
CATATTGTTAATAGCAACATTGAGTTTTTTCGATAACACATATGCGACTAGTAAGAAGAGGTACGGGG  
ATAGCGGGTCCCCTTGTGCAATCCCCCTTCTAGGCTTTAGGTCTCCAATGTTTGTGCCATTTACTCAG  
ACCGAAAACCTGAACAGACCTAACACATTTCCATCACCCATCGAATCCAAGGGTCATCAAAACCCATACG  
TTTCATTACCGCTTCTAAAAAATCCCAGTTTACTCTATCATATGCTTTATTTAAATCAATTTGTGTCA  
CACAATTGGTGATTTCTTGTAGCTACCAATTTTCGTGTTTTTATCTTTATCCTAATCTATGTGAGACT  
TGGTATTACGTACATTTGTATTGCTGTGGTGTGTTTTCCGTAATAAAAAACTCAATGCTGACGAAGTA  
TGCATAGCATAAGAATGAATATCTTAAACAAAATACTCTTAAACAAAATCGTTATCCAAATGACATGAT  
TTCAAACGTAATTGATAAGATGCTCTTTCAGCAAGGCTGTCAATTCAAAAGAAAAAAGTTTTGCCCTG  
GATAGATCATAGAATGTAATGCCTTTACACAATTTTCGTTACATAACCGATTTAGTTCCATAATTTCA  
TATGGAGCGAGAGTGGGTGATATTAATTTATAGGAGAGTAAAAAGTTTAATATCAAAATCAACATCTT  
TGCATATCTTCATTTTCAGCAACTACTCTG

**PvG34 (+/+)**

CTCTCTTAACATACACAGATACATTGTATAAAACATATGTGCCTAGTGATGAAAAGATGAGAGGAAG  
CTAATTATCAACGATAAAAATATTCAAAAAGGACTCCTTACCAAAATTAATTAGCCATCCCTACTCTTG  
TGTAAGTACTTCTCTCTCTAT  
TTGTCAGTTTTTTTTCTTTTATTTTTTTGGGTATTGTTGTAAAGAATAATTTAGATTATATAAATTT  
TTACCGGGTAAATATGAAAAATTTGAAAAATAAGATTTTAGGCTTTTCTAATCTACTTAAGTGGTT  
GTTGTTAGATGCTTAATAATGGGTTGCGCTTATTGCTTATCAAAAAATAAAAAATGGGTTGTGTTT  
AATTTTAGCTTTTTTGTACCTGTACTTTTTTGTATAATAATTTGTTTATTGGGTTATTACTAGGTGAA  
CAATGTCACGGTTTGAACAAATTGATGATAACAGTTTCTCGAGTCCCGCTTTACTATTAATTCACCT  
CGTATAAATAAAAAGAAAAATTCAGATTGTGGTCCAAAGTCCGGTTAGATTTCAAAAGAGAAGAAGT  
AAGGACATTTGTTGGGCACATTGTAATATTTGTAAGAAGAAATTAACCGCGAAGCACACGGGAGGGAC  
GAGTCATTTGAAAAGTCATGCTAATAGGTGTAAGAATAAACAATGAAAAGGAAAACAGAATTTGAAGA  
AGTACCGAAATACGAATTTAGCTAGGTTAAATCGCGAAAAGATTTAGCTTCTATGATCATTTTTACACG  
AGTATCCCTTTTCGATAGTCGATCATGTAGGTTTCAAGATGTTTGTGGAGGGCTTCAACCAGATTTT  
AATATTGTGCTAGGAACACGATAAAAAAAGATATTATAAAGGTTTATGATGTGAAAAGGGAGAAAAC  
GTATAAATTTGTTAGAGAGTGTTCGTAGACTATCAATTACCTTTGACATGTGGTCCGCCAAGCCAACAA  
AGAAAGGTTTTATGGCAATTACGGCCATTTCAATTGACGATAAATGGCGTTTGCAAAATCGACTTCTT  
ACATTTGTCTATGTGGCAATTCACATAACAAACAAGTGTATCGAATGTTNNNNNNNNNNNNNNNNNN  
NNNNNNNNNNNNNGATCGTAAGATCTCAGCAATTACAGTTGATAATGCTACAACAAAATGATGCTATGA  
TACCGTTGATTTGACTGAGCTATCAGGGATTCTTTTTAATGGACGGGAAATTTATGCACGTTCTGTT  
GTTGTGCACATGTAATAATCTTATTGTTAAGGAAGGTTTAGCAGCTGTTGGGAATAAAGTTGAAAAA  
ATTAGAGTTAGTTGTGTTTTCTGRAYCGCGACASAATCTAGAAGAGAGAAAATTTGAGGYCGCCRCGGC  
WSAGCTGCATATTYCTTATAYRAAGGGGCTCGAAGTTGATGTTAAAACGCGGTGGAATTCGACCTATT  
ATATGCTTTCTAGGGCTTTGCTCTACAAAGATGATTTCAGGAAAAGCTAAGAAAAAAGATAAAAAGTTAT  
GATAGTTTTGCCATCTAGTGATTGGANNN  
NNNNNNNNNNNATAAAAAGTTATGATAGTTTGCATCTAGTGATGATTGGATTTTGTCTGAGGAGATG  
TGCGAGACTTAATTTTTTTGCGGATGCGACTGTAATCTTCTCTGGTACTAGTTACCCCACTGCTAATT  
TATTTTTTAAAAAATGTGAGATAAAATAGAAATTCGATAAATGGCTTTTTTAGTTCAAAATGAAAAAGT  
TGTAAGCAATGACTTTTAAATGATAGAGAAAATAAACAAGTATTGGTCTGATTGCCACTTGATAATGA  
GTATGGCTTCTATTTTAGATCCAAGGTTTAAATTAAACTTGTGAGTTTTATTTCAATAAGTTGTAT  
GGAGTTGGAGTGACAAGTAAACATGAAGTCGAGAGGATTCAGAAATCCGTTTATGCATTTGTTAATGA  
TTACAAATCGAAATTTGATGCTGTTAATAATGATGTTACATCGTCTTCGGGAAACTATAACATGGATG  
TGGATGAGGAAGATAATTTGAGTGGTTTTGATGTGTTGTAAATGAGACTACTAGAAGCTCGGAATCC

GAATTAGATGTGTATTTGAGAGAGAAATTAGTTTCTAGAAAAGGAAAATTCGATATTCTTAATTGGTG  
GCAATCGCAAAAAGGTTTTCTATTTTGCAGATGATCGCAAAAAGATATTCTCGCTGTACAAGTATCTA  
CCGTTGCTTCCGAATCTACTTTTTAGTACGAGTGRTAGATTGATTTWCCTCATCGGAGTAGACTACAT  
CCGACTACATTGAAAGCTTTGATGTGTGCCCAAAATTGGCTATGGGGAGAGTTAAAAGTTAAAAGAAA  
TCATTTTTCGTTTTGAACAATTAATTATCTACTGTAGTTATATTTTTGTCTAAAAGTTTGTAGTTGTGA  
TTTTCCATTTTATTGGACCTACTTAAGTTACTTAACCTAGTAGATACATTTACATTTTACTGAACCTAC  
TTAAGTTTGTAGTTGGGATTTCCATTTTATTGTTAGTTATATTTTTGTATAAAAAGTTTGGAGTTGATT  
TTCTTATAAAGTTGTCTACATTTTCGTATCGAATGTTGGTTTACATTAGTTACTTTTTCTTTTTTCAAAT  
TCCGATTCCAGCCTAGATGCGAGTTGTCTCCCGAAAAGTTAACGATGAAGAAGAGGAGCCTATTGACGA  
AATGGAAGCGGGAAGTAGTGGAACAAATGATCATGTGATGATTTAGTCTTTCACAATGAATTTGAGGA  
TTTGAAGATGCTTAATGTAGTTGATGAGCTTTCAGTTAAAGGTTATTTTTACGACTTTAATATTTGCA  
TGTATGATGTATGTTAGTGAAGAACGGTGATGAACCTTTGTTTTGGAATTGGGATTTAC

**PvG35 (+/+)**

TCTCAATCCGGTCACCGACCCACTAGGGGCACTACTAACGAGGAAAAATATGTTTTAAGTATTTTTGGG  
CCGTAGCGCCCCCAGTTTTATGCCCCAGTCCGGTCACCGACCCACTAGGGGCATCGCTAACAAAGAAA  
ATATGTTTTAAGTATTTTTGGGCCGTAGCGCCCCCAGTTTTATGCCCCCGTCCGGTCACCGACCCACT  
AGGGGCATCGCTAATAAGAAAAATCTTTTTAAAGTATTTTTGGGCCGTAGCGCCTCCTGTTTTATGCT  
ACAATCCGGTCACCGACCAACTGGGAGCACATGCTCCAACAGTGATAAGTAAAGTCTTATCACACCGG  
TACAGTCTTACAGTTTTATGCCCCATACGGGAACACCGGTACAGTCTTACAGTTTTATGCCCATACG  
GGAACAGCCCAGTTGGCAACACCTGCTCCAACAGTGGTAAGTAAAGTCTTATCATCCCGGTACAGTCTT  
ACAGTTTTACGCCCCAGACGGGTTATGACCCATGAGAGCACCAGTTTCAGTATCAAACCGGCATAAGC  
CTATGTGGCCACCGTGCGCCCCAGACGGGTTATGACTCTATGGGAGCACCAGTTTCAGTTTTCAAACCGG  
CATAAGCCTATGTGGCCACCGTGCTCCCCAGACGGGTTATGACCCATGGGAGCCCCAGTTTCAGTTTC  
GAACCGGTATAAGCCTATGTGGCCACCGTACGCCCCAGACGGGTTATGACCCATGGGAGCACCAGTT  
CAGTTTTAAACCTCCATAAGCCTATGTGGCCACCGTACGCCCCAAACGGGTTATRACCCATGGGAGC  
ACCAGTTTCAGTTTTAAACCTGCATAAATCTATGTGGCCACCGTACGCCACAGGCGAGTGATGACCCAC  
TGGGAGCACCTGCTCCAATAATGATAAGTAAAGTCTTATCACTCCGGTAGAGTCTTCAATNNNNNNN  
NN  
NNNNNNNNNNCCGCGACTATTCCAACATAGTCCATCTTCGATAGTATTCGAGCTCAGCCGATCACGGC  
TTCTCCGACATTGTCCATCACCGACAGTCTCTGAGTCTAGCCCACCACGGCTTTCCTGGCATAGTCCA  
TTATCGACAGCCTTCGAGCCTAGGCCACCATGGCTTTCTAGCACTNNNNNNNNNNNNNNNNNNNNNN  
NNNNNNNNNNNNNNNNNGACATTTCCCCGACCTTTGTCCGTCCTGGACATCTCTGACCTAGTATAAAGT  
TACTATTTAAACCCCTCAAATCCAAGGAAGACCATA

**PvG36 (+/+)**

AAAAAATTTCAAATTTCCAATTTAGCTACCAATTAATCACGAAATCATGTCACGTGGCAGCACATGC  
TTGACAAACGTTAACGTGAGAGCATAATTTGTCAATCTTCACCATAATATAATTAAGAAAAACG  
ATTTCCCAAATTTCCACACATAACAAAAATCAGCACATAGTCCAAATTTGGAAGGAAATGTTGTTCTGT  
AATGATATATTTTGTATGCAGAATGATTAATATATCCTCTCACGTTCAAGTTTATCGAACACGTGCTGT  
CATGTGACATGATTCCGTAACATAATTTAGATAGTGATATCTAAATGAAACAGTTTATTAATAATATA  
TCTAAATGAGAAAGTTAATAATTAACGTATATTTCCAAATAAACAAGTATCCTTTCAAAAAATAA  
CTTAATAAACAAGTAAACTCTCCAAGAGTCCCTCCCTCAAACCATTTTTACTTACCCCTCTACCTC  
TCTATACCTCTCTTAAGTCGAAAATGTGACCGACCTGTTTCGGGTTGAAAGCAGTGAAAAACGTGGT  
GAATGATCTGAGCGAAACGTACGCGACAGGTGGAACGAGAGCATAACGAATGGAGAGTATCTCAGCTCA  
AGGCTCTCTTGAACCTAACTTTTATCATGAAGATGATATTAACCAAGCTCTTATCAAGACCTCTCC  
AGACCACGTATTGAATCCTTCATGGAGGTTCTCTTTATTTCTCTCATGTGCATATCTATCTATATTAC  
TATATCATGATTCATGAAGTTACTGATATTGTCATTTAATTAACAACAACTTTTGTCTCAGGATTC  
GTTAGTTTTTGAAGCTATGTTTTCAACTTGGAAATTTTTTTCAGACTAATGTCAAAAACTATATATTT  
TCCCTTGAAAATTAAGAATACTATCTTCTTAAAGACGGTCAAAATTCAAATACAAGCTACATAAGCC  
GGTGAACCTCCATGGTAGTTTATTACTCGTTATTATAGATTATCTTTATATTTATAGTAGAGGTAAGT  
GGTAAAATAGACTTTTTGTTAAACTAGTTCCAAGTGTGAGACTATTATTTGTTTCAGCCAAAAATTTAG  
TTTTGTTTAGTCCAGATATGTGAATCAAGGTGGATCTTGAGTTGTCCAATCAAATGAATAGTACAACCT  
ATATTATTTTTTTTTGAAAAAGATAACAGAAATTTGACATAAAAACTGCAAGCAAAAAACATGTAT  
TGAACTTTTTTTCTTACTCTCGTAATTAGTTGAAGGCCAAAAAACAACATGTATGGATATTTCT  
GCAATTTTCAATATATCTAGCTCAAATTTGGAGTATCTTGTACGTTAGGACTTAGAAAAATATGATT  
ATTATGTTGTCACCTTATTATAATTGGTTGTTCTGAAAAGATCAAAAGTGGCTGTTGAAGTTCTAATAA  
ATTTTTGATTCTCTATAAATTGGTGGACAAACATTTGCTGTTTACCCGTAGAAAAGTCCCTGTCAT  
ATTAATCATCTTTAAGGATGTAATTAATAATTAATAATGGATTCCTTGACCATTTATCTAATTTATTT

GGTGAAGTTGGTTGAGACGGTTGACTTTTTAGATTATTCAAGATATTGGCTCAAGTAATGTTGAATTGG  
TTGTTGATGAGTAACTCTTGGGATTTTCCATGTACTTGGATGAACAACCTATTGAATTACTGGATGTTT  
TAATAGATCTAGAATAGTCTATTAACAACCCCTTCTAAATTTGTATTTTTCTCTTTTGTATGTAA  
CACCGAGTATTAGTTCATCATGTACCCACAGATAGGTATATGTTCAAACGTAGTTTTCTTCTAGTT  
TTAGTTTTTTTTGCTTGGCTTTAGAAAACCTTCAACTACTTGTGGATAAATGTTGATAATGAAATACTA  
CAAGAGCTACCCTCTTTTTCTTTTCTTTGCAAAATTTCTACTTCTAGCTTAAAGACATACCTGGAAAAAT  
AGCTAAAGGCAATATTAATAATAGTATAACATTTAAGAAATTCGTTTTTTCTAGACTATTATAGAAG  
GCATCTATTAGAAGTAGATGACAGGTTGTTCTAGCGAGTAACAATGGACAAAGAGTTGCTGCAATCCA  
AAATGAATTCAGATGCGAAATTTGTGGTACAGTTGCCGGACTAAAAATGAACGGCTGAGATTTATTGA  
ATTTTAAAAAAGATGAATTAATAAACAATAGAATAACAAAAACAATTTCTTAATTTGCATTTTATCCCAGA  
CGTTGGATCTTAATTCGCGACTGGGATAAGCAATTTGGATTTCGCTGCAGCAATTTGCTATCCAGTAAC  
ACTAGCATTGCTTCTAAGAGGATCTTTAATCGGGAGTTGTTACAAGTTTCTGAAATTCACATATGTCA  
TAATAGCGTTTTACCTTGCTAGCTGATTCTGAGAACAGCCATCGAATTGATCGGTAAAAATGGTGAATC  
TTTTCTGAACAATAGGAAACCAACTTGCCTTTAAATATCTTCTTTGCTCCATCTGCTTTGTGCGTGG  
AAGTATTAACACATAATTGACAGTTAAATGAATACTTATAAAATTTTTGGCAATTGAATTTTAAATTTT  
GTGAAAAGGCGTGTACTAATTAGGAGTAAATATGCACCTTGTCCATAATTTTACTCTTCCAAATAAT  
GATTCGTCTACTACTTCACTCATTCTGCACAAGATTAAGTTTTGGCTGATTAATCTGCTAGAGTTT  
AGATGTAATAGCATTTTAATAACTTCAGCAATTTAAAAATTTGTGTTTCATTTAGGCCTTTTCTTTTT  
CTATAAGGAACATCCAGTTAGGCTCCTAAAGGCTATGTGTGCCCTGTTAACTTCAAAATCTAGCTTAT  
GCAGCTTTCATGAATGGTTAACTTAATGCTTTTGGATGACTTTTCAATGGGATCTGTCTATCTATTA  
CAGTTGATAAATCTGCAGTTATTTTCGCATTGATGTCTTGGCTTGAATATATTTTCGCATTTCTTTTT  
GCAGATTTCAATTGATCAGGGGTTCTGTGAAATTTGCACCTAAAAATTTAAAAACATTTGGATGCAACCGG  
AAAAGGTTCTTTCATGATTTCTCTGATCTCTTTTAACTTTTTCTGTCTATCTTTTTTTTATCACTGATCA  
GTATTGTCTTAGTCTTGGCAACGTCTATGTAGGGACCTAATTACCAGAAATGTTATTTTACTGTCAG  
GCTAAAACCTTCTATGACCCTTTCCCGTCATCAGCAGAAATTTGTGCCGTAACCATTAGGAGTGGTGT  
GGTTATATCAGCTTGGAAATATCCTATCAGTATGTGAGATAGACCTTAATGCTGGCATAATTTGTTATC  
TTCAATTAGCGTTTTGTTTGTGTTTGTGTTTGTGTTTGTGTTTGTGTTTGTGTTTGTGTTTGTGTTTGT  
TTTATAAATTAGTTTTCTTTAGTCTTCTTGTGTAAGATTTTATAGATTTCTTACTCCTCAGTTTTAGTAT  
TTCTTACATTAACATATGGTTACCTTTAACTTTTATATATTTTGGCAAAAAGAGAACAGATTTCA  
GAAGTATATCCATAAGAAGGAAACCAACCAAAATGTTTCTAGTTTATATAGTCTTACACCGAAATCAT  
AACATAAAGTCATAAACTAATAATGTCAATTTGAACTGGTCTTTGTTCCGTTGTTCCAACTCGTCTAA  
GAAATTAATACGTGATCGAAGTCCGAGTACTATACTGCAGTATCTAAGGAGTTGAGACTTAAAGAGCTG  
GTTCTCATGGTTATCATTATATTACAAAAGTTTCTCCTTTCTTTAACGAATGCAATAATTTGAACCTCT  
TCAAGTCTTGACTTTTTCTCTGTTTGCATCAACTCACCTTTTTTGGCGGTACAAGCTCATCTTTTCGTA  
TCAACTTAGCCTAGATTACTGTATGAATTTTTGACTGGCTAGTTTTGTGATACTTCTTTTTTCACTGTT  
ATCTCTTGACCCAGTCGTTGGAGCTATTGCTGCTGGGAATGCCATAGTCTTAAAACCTTCGGAAATAT  
CTCCTGCCACATCATCACTTTTATCAAAATTTATTAGAAAAATATATGGATAACTCTGCGATAAAAGTT  
GTTGAGGGTGGTATTACTGAAACAACAGCGTTGCTTGAGCAAAAATGGGATAAGATATTTTATACAGG  
TTTAAGGCGTCAACAACCTTCTTTTTGGTACCTCATGTTTTTATGCCTTGACGCTAATTTACATAA  
TTTTTTCACTTTTTTAATAGGCAACGGAAAAGTGGGACGCATAGTAGCGGCTGCAGCGGCGAAGCACC  
TTACACCTGTTTCTTAGAGCTGGGAGGAAAGTGTCTGTTATTGTTGACCCCAACAACATCGATATA  
AAAGTATAAGAGCTAAACACAATATGTCCATTTTGTGTAATAATGAAATGTTATTTTCCAATTTAAC  
ATAATAGCGTCATTTTTCTGTCCCTGAAGGTTCGAGCAAGGCGGATTTATATGGGAAAATGGGGACTA  
AATTGTGGACAAGCGTGTATTTCTGCTGATTATGTTATAACAACAAAAGAGTTTGGCCCACAATTTGTT  
AAGCTTATATTAAGAGGGATTTAAACACTGTTATCTTTTTCTTTTTCTTTTCTTTTCTTTTCTTTTCT  
GTTCTACAGATAGACTCATTCAAGACTGAGTTAACAGTTTCTTTCGGTGACGATCCGTTAGAGTCAAA  
AGACATGGCTCGCATTGTAAATTTCAACCATTTTAATCGTTTATCAAAGTTCTTAGATGATGACAAGG  
TCGCTGGCAAGATAGTTTATGGGGTTCGAAGAAATGAAAAAACACTGTGAGTTCTTTACTTGTATGCAA  
TTTAAACATCCGCCAATTATCAAAGATTCAATTATATAAAACAAAAAATCTCTGTATCTAACTATCTAT  
TGGACGACTAATCTTTTGCAGAAGAATTGCACCCACGATTTTGTCTGATGTCCAGAAAGACTCTCTTG  
TTATGAGTGAAGAAATATTCGGCCCTTTGCTTCCGATTGTAACGTAATAATTTACTGGAATGACCATGA  
AGATTGAATTAGGAATCCTGTTTTCCATTTCTTTTTATCATCGGTAACCTGTAACATATACCATTTTTT  
AAGATGCTTCCCGTTCTTTCTTGGTTATATAAAGTTGATAATCTGGAAGAAAGCTTTGATTTTATC  
AACTCAAGAGACAACCCACTTGTGCATATATATTTACCAACAATAAGCAGCTGAAAGAGAAATTTGT  
TAGAAGAATCTCAGCAGGGGATGCTCGTCAATGACGTTGCTTTACAGTAATTTATCTTTCTCTTAA  
CTATACATTAACACGGCTCGCATATCTCAATGCATATGATCAATTTGACAAAATGAAAGTCCGGAAT  
TACGATATCCACAGTCATGATTTACTTTTTTCTCCAACATTTGTCTTATATTTCTTCTAGACTAAGATTA  
TATTTTTCTTGTGAGTATCTGCTATGATTTCTATCCTCATTTACCTGTTTTCTTAAATCTATATGCA  
TAGGTTTTTACAAAATAATACCAATAGTGCAGTTTCATAAATTTGCATCAGTGTTCCTTGGCTACCAT  
AGTCTCTAACATAAGCTTTTGTATGAAAATATTATAATTTACATTTGAACCTTCTCCTTTTCAATAAA  
CAGCATATCATAAAATAGTTATACATTTGGCAAGACTATACCGGGTTCTTGTCACTCACATTTGTAAG



CGCATATTTGCATCCACTCAATGAATGTTATTGGCATGAAGCCATGTATACTGAATTACTAATATACT  
CAGTTCACCATATTTGCACACTTTTAAACGTTTTATGATGATCGAACTAATTTATTTTTTTCATCTGTGCA  
AAACAATGATACAGCTTGCCAACCCGAATCTACCTTTTGGAGGAGTTGGAGAAAGTGGAAATAGGCGCG  
TACCATGGGAAATTTCTCTTTTGTATGCTTTTAGCCATAAAAAAGCTGTTCTTTATCGAACTCTAGGCCA  
GGACCCAGATATAAGGTACCCTCCCTACACACCCAAGAAGCTAAAATTAGTCCAAGCGCTTCTTAAGG  
GTAACATTTTCGGCATTATCTGTGCTTTACTTTGGTTGGTAAGCAGTTTTAACGCTAAAAATCCACATA  
TTAGTGGAAAATATTTCACTGTCTCTTACCCTTGTCTCAATTCGTCTCAAATTTCAATTTCTTGTTTT  
ATATGTCATATCAAATACCATGTTGATTGATTTGTTGTTTGGGTAGATTAAACCGTTGTAATTTAAAG  
CTTTCTAAATATTTGAGTTGGTATATTGCATATGATATTAGGAATATCCGATCATATTTGCTGATATG  
TATTCACATGCAGTATTTTCCACTGATTCTTTCAGTTGCGGGTAACAAACAAGCACGAACAAGCTAAA  
CAAGAGGAGGAAAGGAACCTTATTAATACCTCAAGCTATTATGCTTTTTTCGATTTACTTCTTAATCTT  
GACCTTTTAAAAATAATATACATGAAATTTGCCGATTCAATTAATATAGACCTGGGTACTGAAATGATA  
AATATCCGTCACCTCAAATTTGACAGAGATGTTTTTAGTGACAAATTTCAATGTCAGCTGATGA

PvG37 (+/+)

TTAGGAATTAATACTGCCATCCTAAACAAAATATCATCAAACGGATTAATATTTATTTAAATCTAG  
AAAACAAGATAAACACTACTAGGCCTTTTCAAGGTGAAGAAATAGACTTTTATGAGCTTGTATAACA  
CAAGTTGTTCCATATAGTTAATGTTTTAGACGAAAGCTTGTCTTGTTCAGGCTTTTTTTTTTGGTT  
TATTATTTGCAGTGTATTTGGCTACAAGCTTTGTTTTTTGCTAATCGTTTTGAATAAGTGAAGGG  
AGAAGTTTTAACCTGGCTGAATGCGACCCTAATTTTTCTCTGTACTTATTAGCTAATTTGCCCTTTTA  
CAACCATATCTTTTTGCGCTTGTGTTTTTGGAGATTTTCTACCGGTCCGTTTTCTGCTTGTGATTGA  
AAATACATGGCATCTTCTATAAAAATCCACTTCTACTCATAAACTAAAAGTTTTACTAATAAAAAATAG  
AACTTCTGTACTCTATATGCAGGACTATCATGTGACTCTGAACATAGGTAACCCCCCAAACCTTT  
CTTTCTAGATATAGACTCTGGGAGTGACCTCACTTGGCTCCAGTGTGATGCACCTTGCACTAAATGCA  
TTCCGGTAATTTCTCGTTCCTCCTCCGTAAATAAAAAATTTCTACTCTCAATTCAGCTGTCTGATTTA  
CATATGTAAAGTAAATAATCCAAAGACACTTCTTTTGTCTGAGATTCTCTGAGAATAATAGAATTGA  
AAAGATTTGACTAGGTGGTGGGTATTGCGTGGGTGATTAGTTTATGAATAATCTCCGATATTTTTATA  
TGGTAATGAAGTTTCTACTCTTTGGTTATTTAGGGGTTTGAACCTCATTAGTAAGGGCTTTGAGATT  
GACACTATTGCATAATAAACAAACAAATATGTTTTGAAGTGTAAATAACCTATGTTGTACAAAAATC  
CGTAATCTCTTGTCTATAAAAATCCCTTATTTTTTAAAGCAACCTAGAGCGTTATTAGCATTATGGTTT  
TTCCTTTTAGCATATAACTAGATTATAAATTTCTGATGTCGTGGACAGCCTTCTTTAGATTTATTCAT  
TGTAAGAGTTGGACTTCCAATGTAGATGCATAACAATTTTTGGTATAGCCATCTAATGTAGAGGCTTA  
AGGTTTACTGAAGTCTTGTTCATTCTCATCATTGTGAGTCATAGTTAAATATTTAATTGAAGAATAC  
TGTTTTACTAATTTGACTTAATCTGTGCTTGTGAATGTGATGGCAGGCCCTCATAACCTTTACAA  
GCCAAACAAAGACATAGTTAGATGTGGGATCCCCTTTGTTCTTCACTTGCCTGGCCTATAAACCAAT  
GTGAGAGCCAAGAAGAGCAATGCGACTATGAGGTTGAGTATGCTGATCAATGCTCTATGGGTGTT  
CTAGTAAGAGACTCGTTCCTCGTTTTAAGTTGAACAACGGAGTATCAGTTGCTCCTCGTTTGACATTTGG  
GTGAGTGTGTACATGTGTTTTTAAACCACCTCTTAACTTTAGCCGACCTTATAAATTTCTGAGTATA  
GTAGTCACTCTCAAATTTGTTCTGCCAATCACATTTTTATCGTCTCTCTCATGTATAGCATAGAATT  
AGTTTCTTCTGTTTTTATATCGTGGATATATGGATGATCCAAGTTGTGATTGATTCTAAATATATTC  
ATATATTTGACGGTCTTGTATATTCTTGTGTACAGATGCGGCTATGATCAAGTAGTCCCAAACCTCC  
ATTCACGCTCCTTACACAGATGGAGTATTAGGCCTTGCCAAAGGAAAATCAAGCATAGCCTCACAAAT  
ACATGACTTGGGACTAATTGACAATGTTTTAGGTCAATGTTTAAAGCAGTAAAGGAGGTGGCTTCAATTT  
TCTTTGGAGATGATCTTGTTCATCTTCAGGAGTTACGTGGACCGCAATGTCTAAGACTTCTTTTCGAG  
TATGTACACCAAATATAGAATGATATCTCATTGTGGAATACATAGGTTTCAGTTATAACTGTTTTATTT  
TCCTCATATTTTTTCAGGAAACACTATGCGCTGGGACCCGCTGAACTACACTATGGAGGGAAAGGGATT  
GGAATTAAGGAGCTCCCGGTGGTATTCGCAGTGGAAGTACATACAGCTACTTCAGTTCTGATGTTTTA  
TGGAGCAACAATTAATGTTAGTTAGTGTGAAATAAGGGAAACATCTTTATATGATGTTCAAAGGTTAA  
TTCCACTTTTATAACATAATGTATAATCAGATATCAAGTGTGGACTAATTTGGTGAATAGTACACTATT  
AGGCATTTCTGCACGACTTATTACACTTTTAAAGTACCCGATTGAAACAAAAGTATATGCTGACTTGT  
AATTAGTTATGAATGCCAAGTACTGTATCACCTTTTCTTTTTCTTTTTCTAATTTTGTACACTATACT  
GCTATGTATTTTTTCAATTTGATTCTCAATCTATGAAATCTTCTGCTTAGTGTGTTGTGACAGAAATG  
AAGGCGATGTTAAGTTTGTGTAATACTTAGAATTTCTGTTAGTTAGTACATAAGCGAGAAATCGT  
GGTAAGTTTTGTTTACGAAACTATAAATTTATCCCGTAATTCAGAGGTGACCTGGGATATTGTAACAACCC  
CATAGGTAGAACTCACCTATAAAAACAGTTATATAAGGGAGGGTGCCTATGAAGTTATATACAACAC  
GAAGGTAGCTTACACTACCGATGTGGGATAATGTAGTTTACACTACATCACCTTAGGATCGTTACAGA  
TATAACCCAATGAAAACCTTTTATTTTGTATTGAACATGATTCACACCATTAGAAAAGTACTAATTTTCG  
AAACATAATGATTGACGTGAGAAAGTACGTACTGTTTGTATCCCATTGGTTGTGAATTTATTTCACTT  
ATTTGGTGTTCAAATGCTTTTCTTTGACACTCAATAAGTATAGTACTTAAGGATGGACTATACTTTAA  
TTAGACATGGACGAGTGACAACCTTGGACCGTCAACAAGCATAGGAAAGGATTTTTTTTATCATTTGGTA  
ATGGTATTACCGTAGAATAAATGAGTATGCAATAGTGGAAAGACTCATCTTTATTTCTGTAACCTGCA

GATGAAGAAGAATTTGGATGGCAAGAAATTTAAAAGATGCAGTTGAGGATCAAAGTCTTCCAATATGCT  
GGAAAGGTGCAAAACCTTTTAAAAACATTAATGAAGTGAAGAATGACTTCAAACCCTTAGTTTTAAGC  
TTTTAAAAAGGGGAAAAATGCTCAGCTACAATTGCCACCTGAATCCTATCTCATCATCACA GTAAGCAC  
ATTTTCATATGTACTGTCCTTCCATGAACTTATATGAACATGCATGTAGCAAATCGTGCACCTTAAAGTT  
TTATTGCATTATCATCAAAGATAAGTTAGGAAAAGAGAATAGCAGTCAAGGCTCTGGAGTATAAGTATAT  
GTTTCTTAACTGAGGACTCGGTTAATATACATACAGAAGTGGAAATTTTTTGTCAATATTTCTTCCCTCG  
AGTCTATTACTAAGATGCCTCATGACTTTGTTTGTGCCCTCTGATCATTTGGAGTCCATTTATTCAT  
TCAATAATATTTTCTTGTGCATTTTAGTTATTTAAACTTTATAGAATGATATGTAAACAGTGAACCTC  
CTTGGTAGAGATATTCAAGGGAGTGTGCTACTGTTAGTTGACCCAGATAGAGTCATACAGATAACTGG  
TTAGGGACTTTTCATGCTTAAATAGTTTCTCCCTCTGTGAGAACATGGAACGCTGTCTTGGCA  
TATTGAACCGGCACGGGAGCAGGGCTCGATAAATTC AATATAGTTGGTGGTAAGAATCACGGAACAATC  
TATTATGCATATTTATCTGAGATTTTTATATCTTCTAATATACCTTTATTTGTGCCTGTGCAGACATTT  
CTTTGCAAGGTAAAATGGTGTATCTATGACAATGAGAATCAACAAAATTTGGTTGGGTTACTCAAGATTGC  
GGCAGGCTTTGTAGGTACTAAATTATTACTTGTCTTTTTTCCCTTTGTTACTGAAGTGAGGAAAAGCGT  
GGTTAATGATTTAAACTGTCACGGTCTCGAGCATACTTTAATATAGGATGTGTTTCCCATATCGATAG  
TGTGACACTTTCTACTTGAAGCTGTTTCGTCAATTTGTTACACATGTTTTGAAACTTCCGACCTTTATA  
TGGGATTTTTGACCCTTCTCTTACATTTCTGTTTGTCAATTTTTTACAGCGTGGGTCGTGATTTTTATC  
GGAGACATTTCTCACCCATAATATTTTATAAATTTCCCTTACAGTTCCGTGAACTAGGTTTTGAACAA  
GTCGAGCATAAAAATCTCAACAAAATGAATGCTGATCTAAAATATAGTAATTAAGAATTAAGATCAATCTG  
GACTTTCAAACAGGAACACTTGGATAACATTTCTTTTTTGTCTCAAACCTTGTGCATTCAGAAGAGG  
GTTCTATTGAAACTAATGCTTTCATAGGCTTCTCAAACCTGAG

**PvG38 (+/-)**

GAAAAAGAGAAAAAGAGAAAAAGAAAGATTATAATATCATCTTTCTCTTTCTGATGCACTCTCTAAAA  
AAATCTTCATATAATCACACCCTTACAAACTTGGTTGGGCAAAATATCTACCAGACAACAATCATAACAG  
ATTGAGAGCTCTATGCTTTTTTACCCTCATCTCTATAGCAACTCTTGTTTATAAATAAATTGAGAAGCAT  
ACTCTGTAACCTGATTAGAGGTTAAAAACGATATTTACGAGCCTAGTATAACTCACTCACATTC AAGGG  
ATAAGCCATTTCGACCATGTTATCTCAATTTCAAGCGTTCGAGAAGAGCTATCTTTGTTTCTGTCAATGG  
CTGAGGCTGAAAAGTCCACTGTATACTCCTTCACTTACAACCTTTGTCGATTTGAATGGTGACTGTACC  
GAGATTACTCTGGAAAAAACAACATAAATTGTGATAATGAAAAGTTCCTACTACATACATGAGAATCGA  
GGAAGGAAAACCTTCGGAGATATCAATTTGACACATATCTGAGCTTATTGTGTTTTAAGAAAACAATTTT  
GATACTTTGTTTTTCTGAATTTGAACAGAGGAAGAGACATCAGAATTAGCTTATCTCCTTTTTTGCCTTT  
TGAGAAAGAGTTGCAAGATAAATACCATAAACAACCTTGTTC AAGACCAGTTACGAAGATCAATGTAAAC  
TAATGTCTAAAATTTCAATTTACCTTTCCAAAAGTGTCTTTGCTTTTGCACAGGATGTGGAGTTTTTGGC  
CCTTTGGAGGTACATCAAATGCCCATGTAACCCCTCTTTCCACTCTGGGGAGGTTACTGTTGCTCACT  
ACCTTATACAATCCAGAGAGTTTTAGTTTCGTAGGGTTAATGTCTTGATGATAAATTTACTTATACACC  
TTTTGTTAAGATTACCAAACACTTTTTCAAGCAACTTTTAGAGAATATCATGATTTGCATCCACTGTTTT  
GGCATAAGTTTTTAAACAAGTACAAGAATAAAGACATCCATTGAATTAATTTACTAATAAAAAAGATCCTT  
CTGAGATGTTAGGAAAGGTCTAGTAGGCAAGTGTTC AAGAAAAATAGCATCTTGGAAAATTAGAAAAAA  
TTAAATAGGGTTAATTTATGGCTTGTGACCTGTGTTTTGGCCACTTTTAGGATTTGGTGACCCAACCTT  
TAACAATTCGTTTTAATGACCTAAATTTGCCGTTACATTTCTTGGATGAAAACCGTTTTGAAGTTTTCA  
ATTTAATCCGTATAGTTTTAAAACGTAACGATAAATACTTAAAAATTTGTAATAAATTTACACACTCATATA  
AGCCCCTTAAATTTACACACTTATATAAAAACATGTGTTTAAAGTGAGTTGCACAATTAGCAAAATAAAAT  
GAATACAAGTATCAAACACCATATGAACCTCTATTAGTTGGGATGATATAAATATATCGTTACAAAGCT  
AATTAATTTGAAAAGATACTTACTCACAACCTCAATTTTAATAATTTATCATTTTTTTTTTCATTTCTTTCAC  
GAATAATCAAATATATAGAATAAAGAGAAAACCTTGTTAATATCATCTTACATAAAATAAATTTGGATAC  
AATAAAACCAAATATGTATGGGTTACAATCTAATTAATAAAGACTCTTATTTTTATTTTAGCATAAGACT  
AATAACTCAAAAAATTCATACGTCTTTAATAAAGTTTAAACAATGAACTTACATAGCAAAAAAATAATG  
ATTTAACTTATATTTATTAATTTGTATCACGATGTTTGATAGTTTTATATCATTTTTTAAATTTGCATT  
AACAAAACCTGTTTTTTTTTTATCAATTTACATATGAAAATTTGTAACCTTGCATTTGATAGTTTTATAAG  
ATTTCTGATAAGTGTTTTTATTTTATGTGTAATTTTATAAATTTTAAAGCGTTTATCGTAAATTTTAA  
ACTATAACGACTAAATTTGAAACTTCAAACCGTTTCCATCCAAAAAATGTAACGGCGGAACACTAAAT  
CAACCCAGACTATAAATTTAGGTTACTAAAACGGGATGTTAAAAGTTGGGTCACCAATCTTAAAAAA  
GTGGCCAAAACACAGGTCACCAAACATAATTAACCCAAATTAATATAACAAAGGTTTGTAAATCAAAG  
CCAAGATGAACCTTAATGAGTTATCATCACTTAAACTGTGCTACCCTTTTAGGTTTTATTGAATATCCT  
TTCTGAAGGAAACTTCATTACTTGCATATCATACCAAGATGAAGCTGTATAATCATGGCAAAAGCCA  
ATGCAAAAAATAAATGTTTTTACCTGTTTTTGGGCTGCTTACCTTTGACAATTC AAGCACC AAAGCACT  
CTTCTCAAGAAAAATTTTTTGGCTCTCAAATGGTCAAAAAAAGAAAAAGAACTAATTTGACTCTAA  
TTTTGATAGATTTCCATTACCTTAGTTTGGCGTGGGGACCATTCCCAATCGTCAAACGACAAAATGCAT  
TTGTTCTCTCCATTACATGCCTTAAATTTGTTTCTCGCTAACGGTAACTGTTAAGCAACCTGGTAAAG  
CAATGCAACAACTATCTGCTCTCTCGTGAAAACCTTGCCGGACATGTTTTCATCAGCATTTGAAGAAAT

TGGAACCGCTTCTGAGGCTATCATAGCTTGAGATTTAGATATATCTATAGGCATAGTTGACCATGATT  
GTTTCAATAGACTTAAAGTGTCTAAAAGCTGAATCTTGAGCAGTTTCGGCACCAGATTTAAGAGCTGTT  
ACCAATTGGGGAATACATAATGTAGCAGCCTCAGATACATGTAGCTTAGGGAAATTTGTGAAAATGAC  
AAGTAAAGCTTTTAATGCTTCTTCGTTGATACCTCCTGTGACCAATTTCTTCAAGCGCCGCTG  
TGAATCGATGCAATGACAAAATAAGATAATAGTAAACACTAAAATTTGCAGTGACAGGTAATTACATT  
CTCACAAGAAATGAGCGAGTGTGACGATAATAGTAAAGTTCAACAGTGAGGGTGAAACGAACTGATAGT  
TTTTGACATAAATTTCTAAAAGCTAGCGTAATAAAAAGACATGAATACTAACCATAAACTTGCAAACTG  
TCATCAGGATACAACCTTTATATCGGCAATGATAACAATCAAAAGATGATAAAACATATGCCATCACC  
GAGACTATATGGTTAGAATAGATAAACTATGGGATCATCAGCGACATAATAACATTTTACAAAGTCAC  
GACCGATTAGTAACTAAAAGCACAATAACAATTCACCGGTGAGGGTGAATTGAAGGGATATAGTTCA  
ACATTATGTGCAAAAGTACAGAAGTTCAACAACAAGAAAAAATCAGGAGCACTAAGCCACTAAGTAC  
AAACATGCAATTTGATTAAACTGATGACGATAAAACAATCAAACCTGATGAAAAACATATGACATCCCAGG  
GATTAGAAGATAAGCACCAAGTATGAATGTAAAACAATGATGTACATAAAATTTGGTTAAACTAGTATTT  
ACCTGTCAAAGATCTGATAAGCTCGTTTCGATACATATTTCTTGAAGTGTGTGATTTCGAAAACAAGTACT  
TGATGAGTGAAGCTGCTTGCCAGCAACCTCAGCGTTGGGAGAGAGCAGCAATTTCTGAATTTCAAT  
ATTCACCGGCTTCTGCAATAGCAGCCTATTAGTTCTACTTCGCATGACAAAAGTTTTCGAAATGCACA  
AACTGCTACCAATTTCAATTTCTGTGGGCTGATCTTCCAATAAACTTATAAGCGCACGACAAGCAG  
ATATAGAATCGGTTGCCCTAGCAAGTCTTTCATGTTGTGACAGGTCACCTAAAGCAAGAGCAGCAAT  
AATCTCCAGAATTTGAAACAGTTTGTGGGTCCAATAAATACTGTGCTAAAGGGGCAATAGCGTACTT  
TGCCACTTTTCAATTTCTCTACTCTTTTATTATTAACAAGTTTCGAGTAACTTCCGCAAGCTTCCT  
CACATTGGTGTGATCTTAACACAATAATAAGCATCTATGGCACCAGCTCCAGCCATTTTCGATAGCA  
CTGGAAGAATCTATTGTCTCTTGAACATAAGTCTTTTATTGCTATAGTTATGGTGCTTTCTCTAGC  
CGAGTGTAACATTTTTATAAGTACGATAAATGGAACCTCTGTAATAGTAGTCGGCGTCCGAGTGAAGAA  
TATTAGATAAACTAATATAGCTGATTCCCATAAATTCAGAGAAAGGTTGGGGATCATCTTGCAATTATA  
ACCTTTGAAAGTTGATTTAGACCCCCAGCATCAGCTACTGCGTTTGGCCAACCTAATGATATATTTTC  
TAAAGCCTTGATGGATGTCTGTTGTAATTTAGTATTCCTATTCGGCGAGTTGAACAAGTGAATAAA  
CAGCGTTTTTAGTAGTAATATCTTGTTTAAAATGATCCAACCTCTAGAAGACGACTTAAAAGTTCTGTG  
CTAAGTTGCTATAGCTTGAGCAGAGGAGTGAACACGGTATTAAGGGCTCGATAACCTGACTCGG  
AGAAAGTTCTAAAAGTCAAGGCTTTGTGGTTTCTCGAGAATGTTAACAAGTGTGTAAGCACTGT  
GTTGACCCAAAAGACTAATATCTGAACGAAAATAAAACACCGAAAAGAGGTTTCACAATATTTGCCGCA  
GCTGAGCTTATGGATATTGCACCAATATTTGTGCAACACGAAAATAATTCGGCAATTTGAGGAGCACAA  
CGTACTTGATGATCTGGGTAAGGCTCGAGGCGAGTTTTCCAATATTCGGGATTTAAACATATGCAATTT  
TGCAGAGAGTCCGATCTTGTCTACCTAATGAGAGCACTGATACTAGCCTCTATAAGTCTAACATTC  
GACCCAGAACTAAATTAACAAGAAGGTCATAACATCTTCAGATGCAAGAGATTCTACTAAACGGTT  
GTTATCTAACAACTTTTCTAAAGCACAAACACCGGATTCAACTGCAGTATCATTATCAGATTGAATCA  
GCAATAAAAGAGGATCTAGGCATTTAAAACATAATTTAGCTTCTCTGAGCTTCGAGTTCCGAAAATG  
ATGAAACAAAGTTCCGCTGCTTTTGTCTTAACTTCCAAGGAAGAAGCAGAGGACAAAATTTTAATCAG  
GCTTGATAACGGGTTTTGTTCCAATCAGTTAGAAAGCCTGCTATATACGAATCCTCAGAAGTTAAT  
TAATCAAGCTTGTAAGTGAACATGTTGCTCAGCTTCTGATCCAGCTTCAAGCATGTTAACCAGGCT  
TGAAGTCTTGGTTGGAAACTTCAGAATATCTAATATTTATCAACATTTAAAAGCTCATCAAGGGCCCT  
GGCAGCATTTAATCTTGATTTTTTTGACCCCAATCGTAAGACAGCTATAAGCTGGTTCAGAGAATTA  
AAGCTGCTTCATGTGCAACAAGCTCTGGGTTGCTATACAATATTTCTCAAAAAGTCCGGTTATTATTAAT  
TCAGTAACTCTTGAGGACTTAAAGATAAGTACTTTGTTAAAGCTTCTAATGCTCCAGCTTCAGCCAT  
CAATATTTTATTTGAATCACTATAATTTGGCGAGCCGGGTCAAAGTTGAACAGATATAAGTGGTGAT  
TTGGCCTACTCTGGCATAAGTTTTAATAAATCCACTAATAAAGGGATAGATTTACGAGCAGTTGAACCA  
AATTTGACATCTTCAATTTGAAAAGGTGGTCGAGTATTACTTGACCGGGACTTTGAGAGAGAGAGAA  
ATCATCGCAAAGACCAACTAGGTTTGGAAAATCTGATTCTACACAACCGATCAAGGACATTTAAACCAG  
AAACTGCTCCAGAATTTGCAACTGCTAGACTTATTCTTTGTTTCCGTTACAAAACAAGAGATGCCATT  
GCCTGGGCTGCAAAATATTTATCAGTCATTTCTTCGGATTTTAGCAAAAAGTGAAGAGAGGGTATAAT  
ACGCAGAGTTGTTGAAGATGATACAACATTTTCATCTTCAAACAATATAGCTAGGACAAGGGCACCTTA  
TCCATATGCCCTCTGCATTTCTCCATATCTGCCTGTATACAAACATAAATACTTGAATTTAGTCAGGAAAG  
AGGAAATAAAGACACATATTTCAATTTAGAGATATCAAAGGAAATAAAAAGGCAATTTTCAGTAGTAGAAG  
AAGATGGATAAGGATCCTACTCAAAGTTGTTAAAATTAACCGTTAAACCGTGTAGGTTTCAGAAAAGA  
TCACACCTACTTCTATGACTAGACTAATATTTTGTCTCGCTGCTGTTACTTCACTGCATCAAAAATCGT  
TAACAAGTTAACGTCCTTGTGTTGGTTGCGGCTTTGAAAGTTGGCTATCTGGCATTTTTGTAAAGCT  
GGATGGCGTTTTGGTATTATCAGCTAAAGGTTGAGATTTTCTGTAAATATACCTGAAAAACCTACAAG  
ATTTAGTTCAATAAAAAAACAATGCCCATAAAGATTTAGGGCTTTTCTATAGGGAAATGGATAAA  
AAAAACCATGACTTCTGTTTGGGTGACACATCCGTGCGATTTATACCGGCAAACTACATATGAAAAT  
TAAATGACAGTATTTTTCTTTAAAAGAATGGAGCAGTACCCGTGCATTTGGAAGTATGAGAAGCAAGC  
TTATCAGAGAGAACCTCAAGTGGCCAGCTCCATTACAGCAATCTTATTTCTTCTATCAAAAAGAAGA  
AATTAACGATAGCAGCCACAAAGCTGTAGCACCTTCAATAATAGTGGCTGGATCATCAACATCAAAC

TATCCGCTTCCAAATACGAACTTTTATCCACAAAACTTTACTTCTAACTTCAATTTTCGAGTGAAGG  
CAACTCGAGCTACACTTTATCATATCAACTAATGTGTAAATCAAGCGTTCTAACGAACCTGATCCATG  
TAACACCTCCATTGCCTGGATTTTACATTCTTTAGTAGCACAAATGAGCAATGAAACACTTCCAACCTC  
TTGCCTCTAAACTTGAAGAGTCTGTAATTCTCATTGATAGTCCATTAATAGCTCCTGATTTCAAACC  
AACAAATCACCTAATAAAAACAGGGTGATCCTTGCAAAGCCTAGAAAAGTATCTCAATAGCTTTATCTTG  
TAACAATGGAGGACCTTCAGCCAAAACAGTGCACAAGAGGGTCCAGTGTAGAAGGAAAACCTCAGCAAGG  
AAGAAAATGGAAAAGTGAATATTTCAAATTTTGTTCGCTTTGCTACGAGGGACAGTAATTTCCAGA  
GCCTCGAGAGCATCTGTTCCATCCATATCTGTCTGATTTAACGAATCCAACACAGAGAGAACAACAAA  
TTGGCATTGACCGTTACCCCTGAAAACATCACCGATGGAAAAATGTTTTAGTAATTGATGTAAAGCAC  
GTATGGCGTTATTCTTTCCATTTAAAGATCCTTCTCTAAAACCTAATCAAAGAAGAAACCACTTCT  
TCGGCTAATGCCTCAGCAGCTATTTTAAAATCAGATAAAAAGATTGGCCAATGCTGAAATTCAGTTTC  
ATTGGCATCGATGGAATTAGTTTTTCGCCAACAGAATTAGAGCTTAAGATCGCTTCTGCAATATAAG  
ACATAGTTTTCCAGACTTCGTATTAATAATTGGCGAGACAAAAGCACCTAAAAGCTCGAGCAGATTGTGTT  
GCGATATCTTGAAAATTACTACTCAAAGCTTCATGAAAAGCGAGAACTACTTTCGTCAGTTGCAAAACT  
ATCGCAAATATCTGTCTTTTGTGTAATATATCTGCTAAAACAGTAGCTGCACATTTTTGGGTTTCTT  
CATTAGATGAACTTAAAACCTGCACAATCGTTCTCATCCCTTTACACGCTGGACCTCCCTTATGCACG  
AGATCATTATGTGAAGCTAGAGAAAAGTATGACCAAACACTCTAATTATCTGCATCTTTGAAATTGG  
AGACTCTCCAAAAGCAAAGCTAGTAACTGGTTTATGGTAGCAGAATCGGCTAAACGTACGAGTTTTA  
TAAGTGCTTTAGCAGAAGCTTCTTGCCTTTATTTGCACCACATTTTAAAAGCCACAAAAAGCTGGA  
ATTGCCCCAGCACTCTCGACACATACAGTATATCTTCACTGTGACAACATAAGTTACGTAAGCAATG  
TGCTGAATCCTCTCTTGCCTTGTGGGACCCAGTTTTCTAACAGCTGAACCAATGGGGGATCCCACCAG  
CAGCTGTAATAGCCCATTTACTGTCAATTTGTTCCGTTAGAATGAATAATAATCCAACGGCATA  
TCCTGATGCTGTTCACTCGACAAAACCGAGTAGAGATATAAGTAACTGTATTCTCTCTTCCCAAT  
AGCCTCCCATATACTCATCTCCTTGCCACATAAGCTAATTAGAGAAAAGTCAAATATTTCCCTCACAT  
CAGGAGAGGCCATCGTTGTTAATCCAATAAGCACTTTTTTAGCCTCGGCCTGATTAAGCTTTTCCGCA  
AGATATAAGTTGCCGTAAAGACTTGACATAGCTTCTAGAACCCTTCTGAGCCAGCTCATTATCTTG  
ATGCTTTAGTAAAGTAATTAATAATTTCTCTATTCTTTAGCATCTAGTGGTCTTTCATCATGCATAT  
CTTCAAATACACTTAGCGAGTACGCAAGTGTCCGATTATATCAGTGACAGGAGCAGATAAATGCGTG  
GACTGTGATAGTTTTCCGAGATATAATACTAAGCACCACATTTCCATCACATATTTCACTAAAGCACA  
TAAAGCATGCTTTTGAAGATCTTGGCCAGATTCTCCTTGATACACTCTTTTTGAAGGAGCAACTATTG  
CTCCAATCAGAAGTGGCAGACCATCTGCCTCAACAAGTCTTTTTTAGCATCGGTAGACGTTGAAGAA  
AGCGCCTCCAAAGCATCAGCGCGCTCGCACGTATAGATATATTTTCGTAGAATCCACAAGACGAAG  
TAAAGCTCTGACTGCCCCAGAAGCTAATATTTTCGGGATACTATCGCTAAAAGCTAAAATTAACGGG  
CTAATAAAGAAGCTGCGTTTGATTGCGTAGCAACATTATCTGAATTTAGTAATTTACGATAAATATCT  
ACACCTCCAGCCTCAAGTGTAGCTTTCCAATATCCATCTTTATCGCCACATAGATTTCTTAAAGCACC  
GGTTACAAAACCTCTACTACTTTGTCTGTTTGTCTTAAATTAAGCTGCTCCACAATGTTGGCA  
CTACATTTTCTGTAACAAAAATTTTCATGCCACATGATCATCCGAAAGCCACCGGATGAACTTCG  
TATATAGATTTCTGCGCAGCTTTTCTGCTTCCGTTGACTCAGACTTTAAGAGAGAAAAGTAGAGGAGG  
AACACATCCACCTAGGAGCACCTTCAATCTTACATCTTCGTCTTACATAGGAGACTCAGTATTGAAC  
AAACGTCTACTTTTGCAACAGGAGTGCCATTTCTGAGTATAGATATGAACAATGGCATAGCTTGAGCA  
TGTGAACCAATAAGAATTTGAACCTCTTTTTTATCTCGAGCTACACTAAGCAAACGTGATGTGATAAT  
TTCTTTCTCATTTTTTGGAGCATTTTAGCATGCAGCTGCTCCAAAAGATGTGCAACGGTAGCCATTG  
TTTCATCTGAGTCACTTTCTATTTCCAAATGAGTCCCTGTGAAATAAACAGTATTTTTTTTCAA  
TTAATGTGTACAGGTATTACAGTCTATGAGTGTGTACATTTGTGAGGAACAACCTCTATCTCTCCAAGA  
AACACAAATACATATCCATTTATGGACAAAAGACATGGCAACTGTGAAAACCTGAGGACATGGACCTAT  
AGTTACATTTATTTATTTGTCCTCAAGATTATGTTTATTCTAATCACACAAAAATCGAAAAGCAAACTT  
TAGTTTTGGTGAACCTGCATGGAATTCACATGAATTTCTCACTGGTCCGCAGAAAACATGGATGAGGTT  
CCATTGGATTGAAAAGACATAAGTCAATTAACAAGATGAGATACAGAACAACACATTTGCAAAAAGCAGA  
CCTAAATAAAAATTCAGCTAAAATTCATCAACTACTAATGAGCATCATAATGGATCCATTTATAGAATA  
TTCTGATTTCTTCGAGCGGATTTTTTAAACAAAATGATGCAAG

PvG39 (+/-)

CAGAATGTAAAGAACC AAAATTAATATTTATTTCAAACCTTATGC AAAATCTGTTACA ACTTGGAGCC  
ATATTATGTTATGGAATAGTAGCAATCATCAATGTATATCCAAAAGACAAGTCTATTTACATACATG  
TGCGCATACTTTCATGTTGACATGTGCAGTAGCCAAAATGCAACAAAATTTCAACACCTAATCAACTA  
GTTTACCTTAACCCCTTCTTCCAAGTGCACAATCATTGACCCTACATTTCTAAGGTCTCCTGTGCCACA  
TCGGATCACTTATCCGGTAATCACACAAAACAGTCCCCATGGTCAAAAATCACAACTCCATATGGTT  
TGACACTTGGTCAACTTCAGCCCACACAAAACAGACTGAGATGATTTCAAGTTTCGAGTCTCCTGACTGTT  
CAAAAATTTCCAAAACAGAAAGGACTGGAATATGGGAACCTCTGAGCAATTTGACCGTAAGACGAC  
CCTTGTACAATGAGCTACACTTTAGTATGGCTTTTGGATGTACATAAACATGTCTGCAATGGAGAGA  
GCTGACTAGA ACTCTGGAACGGT GAGACGAAATCGTTATCCATGGTGGCATCTAGGTAATTATACGTA

GAATCGAAGGCATTTTTCTCCACTCTGTGATATTGCTCTGGACCTCGGAGTTGAACTCGGGGACAC  
CACATGTTCTGAGCAGCTTGAATCTGTGTGGGGCTTTGGTACAGAATCCGACGTCTCTATATAAGCCA  
TCTCGTTGAACATCCCTGCTGGAGAATGACGAGGCGGATACTGACTGTTGCTGATATTTGGTTTTCTGT  
TCGTAGATTTCTGATGAGTCATCATGTTGTTTTCGTGTTCGAGCTGCAGCGTTTAGCTTCTGCTTCTC  
TAGTGAGCCTTTTTTGTGTATATGCGACATAGCACCCAATCATCAAGCTGCAAAATTAATCGAAGTC  
AGACCACAAAGCATTACTTAATAAAAATAATGAAAAGAGATGCAACTTTGAAAATTTGAACATTATCTAAT  
TAAATTATATCCCCTGTATTATTTTATATCTTCTCAATCTGGCCTAGCAAGGGATAATGCCCCGAAAG  
AATGCACTGTCATCCGCTCAAGCCGAAGGCGGATGGATGCCAATGTCGGGACCAAAAATAACAGTACTA  
AAATTAGTAATCATATTTACACGCCGCACATATAAGCAATCTTTTGTCTCCAGTGTAAAAAGGATTAG  
TTTAAATTAGTACGCCAGTTGATGGAATAAGTCTGTAGATGTCATCAATCCCAATATGGCCCAGACC  
TCTTACATCAATTTATTTGAGGCTTTAAAACAAAATCTAGTACTTGAACCTAATAACAAAAGAA  
TTGAAAATGACCCATTTGATTCCGTTTACACACAGTCGTATTTATACATAGATAGCAACAAAAGTAT  
GCTAATTTGAGAACCTAAAATACATTTCCGACTCAAATGACTATATAATCAAGTGTTCATTTTGATCA  
CCAATTTTACCTTTTATACCCCACTAGAACTCAAAAACATTACAATTATACAGTTTTTTGGTCTACTCCCG  
TTGTTCTTGTACTTAAATATTTTTATTGATAAACTAAGAATCACTTTGCTTCTGTATTTTGTATCATT  
AATTTTGTAGTCGTTAGAAAACAAATACTCCGTATTATGTCTTTTATAGAAAAACAACCCCAATAACAC  
CACACCATGGGACCAGGAGTAAGATCTAAATATCTGATGACATCTTTTTTACCAAAATATATATAATT  
CTTATCGAAAGTTGAGATTGCATTAAGAAAAGAGATTCGGTTACGGATATTAGTTGCTCACACCAC  
GCAACTTGGTGCTAATGCTGTAAAAAAAATAAGATTATAAAAAGCAAATTTGGTTCCTTACCTATAATT  
CGATTATGAACCATCATTTTCAGAGACTTTTAGCAGTTTCTTCTATACCATTCTTAAGAAAAGTACAC  
ATACATCTTCATCTTGGGCTTACCATTTACTCCATTTATCAAATAAAGATGCTTAAATTTAAACAAGG  
ACCAATAATTGATGCAACTATGTTAAAAAATAACCATAACCTAAAAAATAAATACTTAGGACAAGATA  
CATACCTTAAACTATTGCCCTTCTTACGAGCAGAGCGGTCCACATCAGCGAGCCTGTATTTCATGCAT  
GATCCAATTAGTTTTCTCCCTTTTGGGGCTTTTCCGGCGTAAAAAGACAAGTGCTTTTTTAAATCCCAA  
CAGCTTTCCGGGTTCCCAATCGGCTTATCTGCTCCAGTTGCTTTCCAATATCCGCTACCTGCTGCCCGG  
TTTGGCCGAGACCCATTTGGGTATTTCCGGTCCCTTGGGGAAAAAAGTACCCTCTTTTTCTCCATA  
CAAAGCCAGTCTGTAAATTTATAAAGATAAGTTACTTTGTTTCAAGACTTACTCTTTGACAATCATA  
TACTCCGATACACTTTATAAACATAATCTAGGAGAATAAATTAACCTCAAAACATTAATAACATAAAA  
AAATTACCGACACTATAGATTTCTCTTTGGAATTTTCAATAGTACTTCAAATTTTACTTATATCTTT  
ACAACCTTTGAATCTAATATAAATATTTTTCTTTCCAAAAAACAACAAAGTATAATACATTTAAA  
AATTTACCAAAAAAATTGTATTATCGGAAAAAATAATCCATTTTTTTATTCACAAGCAGGGAACGAAGG  
AACTATGTGAAGACTAGAGACACTGCACCCCAATAAATGATAATAATTGATGAAAAATTATTACTTTC  
CTAGGTGTTTCAATTAATAATTTCAAAAATTAATAATATCTCACAAAATAAATTCAAAAATGATAATT  
CCAATCCTAGAATTCAAGCTATTAGCTATAGCTACTTAAACAAAAATGGAAAATAATAAAAAAACA  
TTTCTGAAATTATGAGACTGAACCTGATTAAAAAAAGAAGCAATCAATCAATCAAGATATACAATTC  
ACTTATTCAGCTAATGATATAAAAAATTAAGTAAATAAATGATTTGAGTTAATAAACCTTAATTAA  
AAATAAAAACCAATCAATCAAAGATAAACAATCCAGCTAATGAAATAAAAAGCAAAGTATAAATGAT  
TTCTCAATAAATAAACAATTAATAATGAGTACCAGGGAGTTCCAAGGGTCAATTTATAGAGATCAA  
TCTCAGCAATAATCGGTACAGAAATCTGCTGCGACGCACACTTTCTACACAAATAGTGCATCACCAGC  
TCCTCGTCCGTCCGGATGAAACCTAAACCCCGGTGGCAACACCATCTCACCCTTCATCTTATTTATTT  
CTATTCTTTTTTTATAATATTTCTATTTGATATCTCTCTCTTTTTTTTTCTTTATTTTTTTGTAACT  
GATATCTCTCTCTCTATTATTATTGAAACTTAGAACGCAAGGGGAGAAATTCGGATATAAATAGACGAA  
CTTAATACTAACTATTGGTCATTTACAATTAACCCCATCAACTATCAATTAATTGAAATTAACCCCA  
TCAACTATCAAACCTTTTACAACCTAACCCCACTGCTATCTTTGCTCACGGAAAAAATAACGTTTAA  
GTATTGTACTACCAATTTTTAGCGATTTAGTTACGGGACAAATAAATTTAACAATTGACCTACCAGAC  
TACGAAATTTGTCACAATTAATAACCTACCCTTAAACGAAATTAATACTACATTTCTTGTCTACCAC  
ATGATGAGTGAATTTCTATCAACATATGTCAAAAATAAATCCCCAAATGTGAGATATAGTGACTGAAA  
TCTAGTCGATTT

**PvG40 (+/-)**

AAAAATGTACAATTAATAAATTTAGGTGCATGCATGGGTTGGACTATTTTCAAATCCGAGCCCCATA  
TAGTATTAGAAATACTCTTCTTAAACATCAATTTGATTTTTCAGACCGGACTTGTCTATGAGCTGAATTTT  
ATTTCCAACCATATATTTGTGGGGTCTTCTTGACTTGAATTTGATCTCAATTTGCAATAAATCAA  
CCAAACAAGGTCGTAGGAGACTTACACAGAAGTCCCTTGTATATGTTTTGCTTATATTTTTTTTTCTT  
CGTACTATATTATATGTCCGATTTCGAATTACATGTGGATTAGGCGTGCATGGATACTTAGAAAAGTTAG  
AAACACATCAAAAATGAAGAAGAAAAAATACTCAATACGTTTGTATTATCTTACAAAATCTACA  
AACTCATGAAAATACAAGCCATTTCCGGGATAGAACAAAGGAACTCGTTGATAAATAAAAAGTTCGAAA  
ATTTCTAGTGAAAGATAATCATTATTGTGGCAGTGAATATCAGCTAAATCCTCTCTGAAGGGCATGC  
GGTCTAACTCATAGGTAGTTTCCATGCCGATACGACCACCTCCATACGTGTTGAGCATGGGCGTTG  
TCAAGCTTTGTCCGGTGCATAAATGTCACAATAGAGTCTTCCGGAACATCAAATATATAATCGAGAC  
TACATAAACTGCCATGAGAGGAAAACTAGTATCCCGACAAACACTGTTGCAACTTTGGGTAAAGTGC

TATGGATAATCCATCCGACAAAGGCCGTGCTCAGGTAATAAATGTTTATGCCATAATTGCTATCCCC  
AAAATCCAACAGATGACAATAATCTGCCCAATGGTTCATAATATTTTTTTAAAGAATAATATGCATTT  
ATCTCTAATAGAGAATTTAAAAAAGCTTAGTGAAGAAACATACGTATATTGAGTTCTTGTGTGGTCCCAT  
CTTGGTAGAACTACTACTAAATTTGAGGAGTGGGATGAGAGCAAAATGGAAGCTCAAAATGACAAAATCA  
TCTGAAAGAACAAATGTTTAAACAAAAGCATAAGTTTTCAAGTCAGGAATAACTATTAACATGTATAT  
TTAGAGAAGTGTATTAAAAAACGCGCTATGTAGTGCTTTTATTCCAATATATTGGTAAATGAAAAAAA  
AACATGTGTTATTTGCTATATTGTTGGTAAATCGCTAATCATGCGCTTTTTTCTTCTAATAATGTGCT  
TCTTGGCTAATATCCCGCCTTTTGCCTATTTAGCATGAAAGGGCGCACTTTTCCCATATGATAGTGT  
AATTTATTTTTATGAAAACTAGCCTATAACATTATGGTATTGCTTTTTAAACACTGATATTAATAT  
AAATTCCTCGACATGTTAATATGACAGCTTCTCATTGTGGTTCAAAACCTTTTGTCTGTTTAAAGCT  
ACAAATTAGATAAATATTATTGTGAATAAATTTTTCTGTTGCGCTATTAAGTTACTAACCGATGGCATG  
ATGATGAGTTTTCTGCACCCGAGGCCACCAATAATCGAAACAATAAGACTAGGTACAATGGCAAT  
GCACCTTGTCAATTAGTTTTCTCACCCATTTCTCATCTTGAGATCCAAAAATCCCTAAATGAATGCAA  
CTAAATTAAAAACCATGAATCTTTTTCTATAAAAAGAAATGTACAAAAATTTTTAGTTTCATACCTGCATT  
ATGAATTGCTCTGCATAAGTGCCTGTAATTGTGGAAGTCTGCCCTGATGCTAGTAGTCAATTGCATA  
AATAGTCGAGCTTGATTTTTCCAATACATTCTGTAACATTTGAAAAGTTTCGTAAGAGAAATTTATGGTA  
AATAAAAGAATCGTGCAGTAAAAAGCTATCTCGGAAAAAAAAGTTCACGTTCTTTTATTGGGGTATAT  
TACTTAAAAGTAAAAGTTAGCTACGAAAAAGTTTAGTACCTTAAAGAGAAAGAGCGGAGTTTAGG  
TTGAGGTCGCTGCATTGTTCTAAGTCAGTTGGTGAATATTTTTATTGAGCAAACGGTTCCTGATAC  
TGAGATTATTGATACATTGATCAGAAATGCTACAAATAATGCAATCCCACTCTCAATTAAAAAGTAGC  
GACATGCATCTGCCAAGACCACATACATAAAAAAGGCATATTAATTAGTTTCACATGAAAAAGCTAAG  
TATTACTTAAGCGTCTTGTGATATTGAACTAAAAAGTAGTATTTGTTTTGTAAGGTTTACTGACATTT  
ATGCCTCGGATAGAATTTGGTATCTTTCTTGAAAGGACAAGAGCTGAATGGAGGAAAAAGATTATGCCT  
GTAGAAAAGAAGGAGATAAGCAAACCATAATTAATTGTATTCCAAAAGAAAATAACCTACGTGTCAA  
TATTCACAACATAAAATGTTTGTAAATCTGCCAGATATAGAGCTCTCATAATATCTGCACAGTTGCATT  
TCCCTTCAATTGTTGAACTGCTATTTACAATGACTTTAGTGTTCCTTTTTTATCCGCAAAGGAACCAT  
TTCTGAAGATAAATGGTATATACAAGGCCTGACATTATGGTGTAAAGATGAAATGTGGTATTTATTTCTT  
TCTCAGATGAAGATTTTGTTTTTGTTAATTTCTGTAAGTGGTGTGTTGTTATAAAAAGTCATTTTTCTAC  
TGCTCGACAGACAGGGAATACCAGCAATTAACAATTAACAATAAATGATGTACCTTGCCAAACTAAAATAT  
TCATTGCAAGTTATATAACTCTGCGTCTTATAATCTATATGAATACATGTATAGCGGTTAGGTAGTT  
TGACTCCCTAGATAAATTAATAATATAACAATATGTTAATTTTTAACTTTTATGATGTATATAATAGGTAT  
ATTTATAACTTCAGGAAACATTAAAAAAACAGGAAAAAAAACAGAGGCAAGGAATCATAACGGCAT  
TACTAGGGGCGCCAAACAAGGCATAGCATCACCGGTGGCTCCATGTCCGTTCAATTTGGGGATAAACA  
TCCCTTAAGCACATCTGCAGCGGGTGGCTTTACATAACTCATTTCTCCGAAAAAACACGCAGCCATA  
ACGAATACCAACACCGCTATCAACATCTCCAATTTCTCACCTAATTCATTTCCCATTTATAAGATTT  
TATTAGAAATATTACAAAAAATTGATCTTCCAATCAGGGAACTTAAAGTAGCTAGCTAGATTAACAA  
TCTATATTCTGGAGCATTTTGGATTAAAAAAAAACCTCTATGTGTTGGTTAATTAATTGAAATCAACA  
ATTATGCATGTCACCCTAAAAAATTAAAAAAATATGCATGCTGTGATTTGTGTTTGTGTTTGTATGC  
ACTTGGGATGGGAATACAAGTGTAGACTTCATCGACCAGAACAACATATTTGGATTAGAGCCCCAAT  
TATTATGAATTAACACTTTACACCCTACTTAGAAATGAAACAACACGTATGCTGTAGAGAAGTGCCAT  
GTGTAGAACAACACCAAAAACCTTTTCGGTGAGAAATACAAAAAATTTCTGTCAATTGGTTATTTGTAAA  
AATACAAGTTCGGATGCTAATAATAAAAACAAAATTTGGGAAAAAAAACAAAGGCGGGAAGGTCAGTATT  
TATAACAATAACATAATGAGAACAATAAATAAATTTAGTACATAAACTTCCAAGTTAGCTTTTGGTCAATGT  
TTCTGGACATGTCTAGCTTTCAAAAAAACAAGTTTCTATATCATTCTTGTGTGCACTTGTAATTTAT  
CTATCTTTATATAAATAACAATGGACCTATGCATAAGTAAGTTGAAAAATTTTATTAGTTTAACTTAG  
TTTTCGGTATACGTCCTTCAGATTAATTACCACAAAAACATAAAATTTGGAAGATCGGGTTAGTATCTGT  
TGGCAATCTGACTGCATTCAGATCTTACTTGTGTTTGTGTATGAAAGAAAAATGCCAGATACATAAGCCT  
AAGGTTTATCAGAGAAGCTTTTCGACTAATTGTTGCATTTTACATAACACATTTAATCACACAGTTTTTA  
GCCTTTGAGTGCTGATTTTCCGTATTTAGTGGTGTGAGTACAGCATATATACTTACATTTCTATTAATAA  
TTTTTTTACTTTTGTAGTGAATTCCTATTTACTGTATCAATTTTTTAAAAAAGATTACCCCATATCTTTG  
TAGACCGAGAAGTAAGAGAGTGCTAAATCCAGTCAAAAGAACTCCACCCACACGGGGATATTGAACA  
ATATATTTAACGCAAAAGCTGTTCCAATCACTGTTTCAAGAGTGAGAGGAAAAAATGTTAAATACGA  
TGATTAAGTATTAATTTGTGATCTAGCTAACAGCACTGCAACACATATATAAGCCTTTTATAATA  
TCAAGTATAACATTGTTACTGAAACAATTTGATCTTTTTGAAACGTATATACTTGTATTGTTACAAGT  
TATAACCATATTTTCTCAAACGCTAGTTGTCATGCATAAAGTGAGCAGTTAATTTCTGTCAATTTTCT  
AACTCGATGTTCTCTCCTAAGAAGTGCATTTATACTCTAGTTTGCCTTAAACTAATGGTTTTTCCA  
CTTTTCTTGTATAAAAAATGAATATAAAAAAGTAAAAAGTAAAAAGTAACTAGCTAGTCCAGAAAAAG  
AAATATTCAAACAGCTATTCAACCAAAATAATGTGGCATTTTTTATTATTATTATTATTATTAGTAATTA  
ATTCTAACAAGTTGAGAAATTACTTTCAGGTATATCTGCTGCTATGACGGCTAACTCTGCTAGTAGCC  
ATAGGCAATATTTTACAAAAATTTGGATATTCTGCCTTGCAACTCTGATAAATGTTTTCTGTAGGT  
AATTTTAGAATATAAAGAATTTATCAGTGTGTTTACATGCAATATACATTTTGTACATAGATTTCTTTT

ATTCAATTATATATTTCTATTTAAATTCAACTTCTTAACTTACCAGTGCTTACACCTAGATTTGCAGC  
AAGTGACTGAATGATGAGTGCGAAAATTAGTCCGATCAGGATAACCCAGAGTAGCTGCTCAAACAAA  
AGTAATTTTATATTTAAAAATTTGGTTGCCATAATTAATCCGAAATTAATTAAGTTTCAAATGTTTAAAG  
AAAAATAAATTATCCTATGGTTTTAGAAAGTGAGGAAAACGATGAAACTCAAATGTGCTTCCCCTGTAT  
GGTTAACTGGATAGGTCAATAGTTAATTAGATAATCTTAAATGTATCATTTCATTTGGGATGACCACATT  
ATTAATTTGAAGTTGAAGTATGGAAGATTTATCCTTTTTTTTGAATCTAATTAATAGTAGTCGATCACA  
CACTGAAATTTAGTGTGTATAGTTCGATCACACACTGAAATTTTGAAGACTCCTAAATGTTTGTGAA  
ACTGTTAGAAATTTAGAATCAAACAAAACCTTTGGTCCAAATTAATACTGCATTAATTTAGTCTAGTCA  
ACCCGTTTATTAGTTTTGGGAAAATGAATATTTTTACCTCATATCTGTGATCAGCTCCCGCTTGCAAA  
TCAGTTTCCACTGTGACATGATAGCTCAAAGTTTAAATTAACAAAACCTTAGATAAATGAATATATTT  
TTAATACAACCATCTTTCTTAAAAGAGACTTACAATTTCCGGGGTCTAAGTAAAGCCAATGAGCAAGG  
AATCCAGGGCCAATATAAGCGAAAAAATTTCTCCATCCGGGTTCTGATATTGAAAAATAGTTGTAC  
AGTAGAAGTTGGTTACATAAAGATCATTATAAATGCAAAATTTTTTACACGATATCATGATACAAGCAT  
ATCCAACATTGAGGTAGAGATATATGTCTATAAAAAGGTTTTTTGATTCGTATCCCACGTTTTTGGTCTTA  
CATATTCGTTACTTCCAATAGAACCCTTAATCTGATGTAGTTAGCACAAAACCATAGGCAATGATTTCTT  
ATGAGAAAATTACCTGGTGTTTTTTTTTTCTTCATAAGAACAATAATATATATCTCACAGCAACTATT  
ACTCCAACTGTTAATTTAGCTTCCGTTTGGCAAGATTACCCTTCGACTAGCACATTTTGCACACGG  
AAGAAGGTAAATGCCCATTTACTTATGTGCGATTTTCGCGCTATATAAAATCTTAATAAAAAGAAAAT  
TCTCAATTATGTTACGTTGAATCTCTCATCAATACAAATCATTAAAAAAAGACATGTGTGTTCTAGT  
CCTTTTTAAGTTTTATTTTAAAAAATGACTATAAGAAAAAA

### PvG41 (+/-)

GATCCGATTTTTCAAGGTCTTCCAAAAGTAGAACAGGTATTAGAAGCGCGTTCAATCAAGGTTTAAATAG  
TACATCTCAACAGGGGACGAAGAGCAAAAACCTGAATTGCAAGCACAGATATTTGCTAACAAATGCAAG  
AAATAACAATACCAGATCGACGAAGAAAGGGAGCCACCAAAAACACTATTA AAAAGCTGAAACACCGA  
TAACAACCTTACGGTTGACAAGCCACATAAGTACATAACACGAAGTAATAACCAAATAACAAGAGAA  
AAGCATAAGAAGTAGTGGAACAAAATTCACCAAGCTATTCATGTAAAAATCCCAGTTCAACATAAGAA  
AAAATTTATTAGGATCCATGAAACCAGGAAATGAAAAACAAAAACAAAAAGCTCAATCACGCTCTCAA  
GCGACCTTTCTCAGCTTTTTTCTACTTAAATTCAAATCGTCAAACATTTCTTTACGGGGACCGAAG  
GGACACCAGTTCATCAAAAAGCTATTCATACTAATAGCTCCTTTTTTCTTCATCAGCTCTGGCCCTCT  
TTCGTGTCTCAGCTTCCATGTTGAGAGATTTAACTTCCAAGAATGGCTTGTGGCTATTTTGGCCG  
TTTTCTTGGTTGCACGTTTTAATTAATAAATAACACTCTGGGAGTTAAAGGCTTTTACACTGTCTAGCTC  
AATATTAATATTAGCACCATACAAATCGTACCCAAGAAGCTGATCCTCAGACTTCAAAAATAGGTCCA  
AATGTGTCTTACATTTGAAATTTAAAGGAAGAACCACAAGGGAATTTTCGGCATGGGCAAAAATATAGTT  
AGATTTATCCTGTTTTATTTCTAGATGAAAACAAGTCTCCCTAACACAGTACACTTCACCAAATCCCTAC  
TAGAGAGTAAAGGCATAATTAATTTGCCAATATTTCTCAACATCTAACACAGCAGTTTTTCAAAGTTAA  
AAGGATCCATTATACCTATTAGTTAATTTAATCGTAGTCTCAGCTTATTACCTATTTTGTACTGAAA  
GAGATGTGTTGATTTTGGTATTTTACAAGGTATTATGTTTGTACTTTTAAAAGAAAACCTTCTAATCT  
ACATGTGATGTTAGGCTATTTTGTATTTTCCAGTCACCTCCCTATCAATATCAGCTTATTACTCATTA  
ATCTCTCAACTTCGTTTGCAGCAGAATTAGCTGAACCAGACAAGTCAACCTCATCCACTGCAGCAA  
GGTAATGAACTATAACTAGTTGACCCTATGTGGCTAGTCCCT

### PvG42 (+/+)

ACATTATATGAAAAGCTGCAATTTCTATATAGTTAGCCTATGCACCTGAATGGTAAACATTTCCATCCT  
TTTTGAATTTACAGTCACGTCTTACTTTAATGACTAATACTGCTATAGAGTTTAAAATCTCGTTAGC  
GATTGATAATATTAAGGAACGAACGAACATCATATGAAAAAATGTATTTTTTTCGGAGTTTTTCTAC  
TGTTTTTTCCCCTAGCCCTTGGGGAGTTCATTATCATGTTTATGTCTACTGCTTTATGTATTTCTTATT  
TCTGCTATGGAAATGGTAACATAACAAAACCTTATTTTTTTAAGGTTCCGTGTTCTAATAAAAATCCAAT  
CTCCAAGAAGGTACCCTCTACTGGAATCACGACTACAAGCTTCCCAGAACTACCTTGCCAACAGCCT  
TAAATGTCAAACCAATTTTGCCTGTTTTCGGATAGAATTTTCATATACAAGTAAAGGC AAAAGACAAG  
AACATTAATGTTTTCCAAGTCAAAATGGATATTTACCAACAAAACCTCAAATAGCGATACACTTTCTAT  
GGACGAATCTCTGTCTACTTGTGATACTCTTAAAGAGCCCAGAAATCGAATATGTTGATAACAATGACA  
TGGCAGAAGTTGATTCCTTGGAGAGGAAGACCTATAGCAAGCTTTTCAATTTCCGAGCCTGAGGAAGTA  
GCAGGTATTTCTTTGTTTGTTCGTTTTTTTTCTGAAAAGTGATGCTCATAAATAGAATACTTTGCAAA  
GTGTAGTAAAACAGTTAATCATTCTTATTGTTTGCAGAGATCGTATGCAAGAGAGGCAGAGATACGGG  
TGAGTTAACACTGAGGAAATTGCTGATCTTGATGATAACGTCATGGACCCTCAATTTATGTGCAACTA  
TGGCTTGCAGACTTTACAAGCATTTACGTGCATCTGAGGTTAGAATCCTTACCCGTTGTTCTTTTTCT  
AGATATGTTTGTATTGGTAATGGTATAACCAGTTAAAAGTTTTTGTAGCTTTTAAATACGTTTTCTGT  
AAACTGGGTATGATTTTCTTTTGGTAAATTTCTCGGCTTACTAAGCTGAGTTTATAATATGATGTCAC  
GTGAAATAAGAATCTACATTTGACATTACATTAAGAGAACAATGCTTGACATTACATTCAGACATAAA

TGCTTTGTTGTTCTACACCTGATGTAGACACTTACAGTTATTAATAGAAGTTCATTCAATCTTTTATA  
AAATGGTCATGTTTGTATTTTGTATAACTTTTAGGCTGAGTTAGATAAGTTCACAACACAGTTTCTCAG  
TCGGCGAGGAGTCTAGACTGGACATTAGATTAAGAGAAAAATGATCTTTTGAATTATACATTTATGTT  
GGTATGATGATTAGTCTATCATAGGAACCTTGAACCTTTTATGTGGCATAACAAGTTCGAGTAGAAGGAG  
TGGAGGACCTTTAATCAATGGTGAAGCTATCGTTCTTTAGTTATAATCATGTTAATTTTTTTTAAACATA  
TTAGCTTTTAAATTTGGCAGAAGAGTAATAAAAAGTAGTAGTTTTCCCTAGTTTTTCGTGTGAAACATA  
TTGTCATCTGTTCCAACATAAACATGGGAATTAGTATGTGATCTTGTGTTGATTTGCTAATAACC  
CACTATGATTACATATAGGTTGAAGAAGAGGCCTTCTGTAGATTTTATGGATAGAGTCCAGAAGGCAT  
TAATGCCAGCATGCGGGCGATCCTTGTGATTTGGCTGGTGGAGTATTAGATGGATATAATTTAACCTT  
TAAACAGACAAAACATAAATTGATCATCTTATTAATCTTTTAGTTCATTTTATATTTAGACTTTCT  
AACTGGACTTTTGTGATTACAGGTATCTGAAGAGTACAGACTGTCCCCGACTCTTTTATCTGACA  
ATTAACACATAGATCGATATCTTTCTGGGAACACTATGGATAGGCAAAGGCTACAGTTGCTAGGTGT  
CGCCTGTATGATGATTGCAGCGTAAGACATTTTAAATATTAGTCCTTTTATAGAGGTTCAATTTCCCTTAC  
TATGTTTTCCCAAAAAGATAAACTGTTTTTAAACAAAAGTTTTTATTTTTCAGAAAAGTACGAAGAGATTTGT  
GCACCTCAAGTTGAAGAGTTCTGCTATATCACTGATAACACATACATGAAAAGATGAGGTCAGATGTTG  
TTTTCAATTACTGTCTGAAAATATCTGAAAAACTTTAGTTATTGTTTTATAGTTTTCATTACGTATCGCA  
TAAGGGTCTAAACAGTAAAGATTGCAGTTTTTGGAAATGGAGTCAAAGTCTGAAATTTCTTGAAGTT  
CGAAATGACAGCTCCAACAGTCAAATGCTTTTTAAGGTAATTTATGCTCATCATTCGGGTCTCGATTA  
CCTTACCTTCCAAAAAAGGGACTCGTATCAGATATGAAAAATTGACTTTTATTTTCAACTGACACCT  
TGGTATACTGAAATTTGCATTTTAGGCGATTTGTTTCGTGCTGCCCTAGCAGTAGATGAGGTATTATCA  
TCGTCTTGGTTACTTACTCTGTCTGTTCTGTATAATCTGTTAGTTACAATCTAATATCACCGTTAGAA  
AGTAACTAATAAATCGTGTTTTTTTTTCTTTTTTGTCTCCCACTCTCCACAGATGCAACTAGAGTGT  
TAGCCAACATATAGCAGAATTATCACTTATAGAGTACAACATGCTTTGCCATGCTCCCTCTGTTATT  
GCCGCTTTCAGCTATTTTTCTTGGCCAACATCACTCTCTCCCTCAAAGGCTTGGGTACGTGTTGG  
TATTTCTATTTTGTTTTCCGTGCTTATAATTCAAAACAAGTTAATTTTTTTTCACTGGGAAATGTAATTG  
GAATTTAATGTTCTTCAATTTGTACGATACAGAGTTCGACCTTGCTGCACTACACATTATACCAACC  
GTCGGAGTTAAGTGACTGCGTTAAGGCACTGCATAGCCTTTGCTGCAACAGTTCGCTTCTAGTTTGC  
CTGCACTCAGAGAGAAATATAGTCAACACAAGGTAATAATATATATATATATATATATATAACGCCA  
CAATTACATTGATAATATATAGAGCTTTTTTCTGTTTGGACTGAGAACTTTGTGTTGCGCGCTATAG  
GTTTGCCTTTAAAAAACTGAGGTTTTAGTGAAGTCTGTTTCTGTTTTCTGAGCTTTTTGATCATCTGT  
AGATTACGATCCCAACTTGCTGTGTAAGCCATAAATGTATATAAAAACAGTCTTTAGTAAGGCTTTT  
ACCAAATATCTCTTTTGAATACTCTTTTTTCAATTAACCTTAATGTTTTAAATATGGCTGTATATACA  
TTACTGCATTTTTTTCAGAGCTTAGTTGATGTTTTGATGACCTTTATCTAATGCTTGTAAATCTTTTTG  
TGGATCAGTACAAGTTCTGAGCAATAACTATTGTCTCTCTATACCGTTGGAGTACTTCAAGAAC  
TTGAGCTGAGGAAGAAAGGTGCCATGCTCCAATTTCCGTGGATGAAATGAAATCTCCTTTTTATTTT  
CTGTAGGTTATGCCTTTTGGAGATAAAAAAATATGTTGATAGTTTTTATCTTTTTTCTTCTGTTGAATG  
TTTGTAAAGTTTGAATTTTCTGACTTTGGTAGTTTCTTTTCAATTAGCCTTCCGTGTACTTGTGCTTTT  
CTAAATTTCAATGAGAAATAAGAAATTTCCAGAGGTACAAATCAAATGAAGTTTTATTTGGATTCTGG  
AGTTAAGTTGCAGAAGTGGATCTGTTTAAAGTTTTGAAAGTACAATAATATTACGGGTAAAAGGTGAG  
GAACCAAAAACGACATGACTGCGATTTTAGTTGATGCTCGATTGCTAAAAGATATGTACCTTAATCATT  
AGGCGTTGAACAATAAGTAGCATTTTGGATGCTCAATCCCTTGCTACACACATCTATTGACATGCTAA  
TCTTATTTAAATGTTCAATTTGGTTCTTTA

**PvG43 (+/+)**

GATTTTAAATTCAGAGTACCTAACTTATAAGCTAAATACTAATGAGCTCATCTCTTTGAGTAGATCGA  
ATAAATTTAAAATCATGAAATGGAACCACGAGTAATACAATGTCACACAATATGGCTTGGTGTGTTGGT  
GAGGATTTTTATTGTTACAGTGGTAGTAACATATATAGATATCATATTTCCCCCCACGAACCATTATAT  
ATAGCCCCCTCCTTGCCATTGTTTTGTATACCTACATACTTACTATCAAGTCCCTGAGAGCTCTCAT  
ACACACACTTTTCAAGTTTATGTCTTGAATAACATTTCCGTTTGTGTTTACTAGCTATTCCTCTC  
TTGAAGAGTGTGACAATAGTATTTAAAGTACTGAAAAACAGTTGGGAGAACACACACACCCCTTCTTT  
TAAGTGTAAACGCCAAGATTTTTCTCTAAATTTCTAATTTTGCATCAAAATTAACATAATATCTAT  
TTTTATTTCTCTGTGATAATAAAATGGGAGAAAAACAAGAGCCAGCCACCACACCACCAAGT  
GTTTCGATGTGGAAATGACTTGGCTGGCGCGGTGTTGCTTCTAAGTGTCTCGATGATGATGGTTCGCC  
TTAAAAGAACAGGTATATGTCTATCTATATATATATAGTTTATCGGGAAATCTTTTCTATTCCAAG  
TAGATGCTGTAACAAAAAACACCTAAACACTGTTTCTGGACTTGGCTTGTATTCACGTTCTTGGTAA  
TAGCACATTCAAAATATCCATTTTCTAGAAGAAAGCATATAAAAAAAGGAAATTTGCACAGTTGCACTT  
GCCTTGAATATCTAGAATGAATACATTTTCTACTTGCAGTTTAAAGCAGGTTATAAAATCGCTACATTT  
TATCACGTTTTTCTCATTTTTTTAATACTCATCATTGATATTCATCAAGACGGGCTGAAACAATTAA  
GATTAACGATGATAAACTTGAATTTTAAACATTATTCTTCCGTTTTTTAGGGAATGTTTTGGACAGCG  
AGTGCCACATAATCACCGAGTCATCGGGTCCGGGTTTTATCTCTGGCTTGGGCCACGGCCAGCT  
AGGATGGGTTGTGGGCCCCACAGTAATGTTATTGTTTTCTTTGTCACTTATTACACATCCACCTCC



TCGCCGCTTGTTACCGCTCCGGGCGACTCCCTCATCGGGAAAAGAAATTACACTTACATGGATGCTGTT  
AGTGCCAATCTCGGTAAATTCCTCATTTTTTTGAAACTTGCTTTACTTTTGATAAAAATAAGAAAACCA  
TAACCTGGGGTTTTATCAACTCTTGTACATGTATTATGATTTTTTTTCAATTTTGGCCCCAGAATTCT  
GATTTGTGAGTTCCATACTCTGAAATAACGCTTTTGTCTGATTTGGACAAAAATGACAGAAAACCTTGC  
ACATGCAACGCACATGCTAATATATAACTCAAACTATTTTTACATTCAAGCCTATTTAGACTTTGCAA  
TGGTTTTAACTTTTTTAATGTAAAATAATATATAACTATTTATTTTCAATAAAATGTTATACGAACA  
AAAATATATATTTACAATCATTACTCGTAAATGCAGTATAATTTTTATATTTTTTATAAACTTTTAGTA  
TACTTCTAAATCATGTATTTATTGTTATTACTATTTTTTCAAATATTTAATTTATTTAATTAACCTTATAT  
TTTATATTGATTTATGGTAAATGTTAACCCATAAGGGCGTTTAGGTAAAACCTCTAAAAAACAAGCA  
TGTGTTTTGCACATGTCTGTTTGTATCTGCCTAAATAGGAGAAAAACATGAATTTGAGAGTACAAGAT  
TGAAAAACGTCGTAACATGATAAAACCTCACAACCTAAGACTTGATGTTTTACATATGTGATTTTTCA  
GGTGGGGCTAAGGTGAAGCTATGTGGGCTCATTTCAGTATTTGAATCTCTTTGGTGTGTGCTATCGGATA  
CACTATCGCATCATCTATAAGCATGATGTGAGTATTCAACTCTAAAACTATAAAATCTACCTAAGGCT  
ATTTAACCTGATATAAGTGAAGGTGCACCATTTTCGTAACAATCATTTTTAATGTATTGAACAGGCGGAT  
TAAGAGGTGCAATTGCTTCCACAAGAGCGGAGGGAAAAACCATGCAAAATATCAAGCACACCTTACA  
TGATCTCATTCCGGTGTGCGGAAATCCTTTTATCTCAAATTCCTGATTTTCGACCAAAATATGGTGGCTC  
TCCATTGTGCGCGCTGTCATGTCATTTACTTACTCTACCATTGGTTTTGGGACTTGGAAATCGCCAAAGT  
TGCAGGTTTTACTGCCGGTTTTACCTTTGCTTCTATTTTTTCTCTTTTAACTAAGCTTGTCTTTCTAG  
GTTAAAATGAAGCTAATTTTTTATTTTTTAAATTCAAATCAGAAAGTGAAATATAAGGGGAAGTCTCA  
CTGGAATAAGTGTGGGAGTGTGACCGAGACTCAAAAAGTATGGCGGAGCTTCCAAGCACTCGGAGAT  
ATTGCTTTTCGCTTATTTCGTTCTCTCATCTTATTGAGATTCAGGTACATTAGTTTTAGCAATTTGA  
GAAAAATTATACGTGTGTTCTAGCAATCTTCTAACTTCTAAGATAGATATCTACCACATAGATTCATA  
AGATAATATCTAAACTAGTTTTAAACAAGATATGCTGTAAGTTATAAAAAACCATAACATTCATATTTTT  
TGTGTGTGCAAAAACAGGACACAGTCAAATCGCCACCATCAGAGTCCAAGACGATGAAAAAGGCATCT  
CTAATTAGCGTATCCGTAACAACCATATTTTTATATGTTATGTGGTTGCTTCGGATATGCTGCTTTTTGG  
AGACTCATCCCCTGGAAATCTTCTTACCGGGTTCGGATTTTATAACCCATATTTGGCTTTTTGGACATTG  
CAAATGTTGCCATAGTGGTCCATCTTGTGGCGCTACCAAGTCTTTTGTCAACCCTTATTCGCATTT  
ATCGAGAAATTTGCTTTGAAAAATTTTCAATGAAAGCAAAATCATCACTAAGGAACTCCAAATCCCAT  
TCCCGGGTGCAACCTTTTAAAGTTAACTTTTTTTCGATTTAGTTTGGCGAACAATTTTTGTAATCACAA  
CTACTGTTATCTCGATGCTCATGCCATTTTTCAATGACGTGGTGGGGATTCTGGGGGCATTCGGATTT  
TGGCCACTAACCCTGTATTTCCCGGTGGAGATGTATATTGTGCAAAAAGAAAATACCGAAATGGAGCAC  
AAAATGGATATGCTTACAGATTTTAAAGTGTACTTGTCTCATTATATCTATTGCTGCGGGAGTTGGGT  
CGTTTTGCCGGTGTGCTTCTTGATCTCAAATCGTATGCGCCATTCAAGACTAGTTACTAATTCAGCTAG  
CGAAATTATCTACTAAGTGCATGAAAAATGAATGGTGGAGTTTTAGTTATTGTTTGTATAAGCAC  
CCAAGAAGGGTTATGTATCATGCAATAATTCATATTGCTTATTAGTGTATTATGATAATGGAATGTACG  
TATATGGGTAATGGTTGTATTTGTAATCAGTGACAATTTTATATTTTCAAAGCAAGTACAAGTTTGA  
CTGATCTTATAAATTACTTTTTCAATTTGACATTAGATAGAGGTGAATAATGTGTACGTTTGTATTTT  
CTCATAATATGTCACGTTCAAACCATAGACACTTTTATAAGTGGGTTGGAAAGTAATTACTTAAATTTAT  
TTCCATGTTATTAGTTACTACTTCAGTAAATTTGTAGGATGCATGTAATAGATGGAGATATTTAAAAT  
AAGTGTCAAATATTTTTATCCAAAAAATTTACCCGCTCATGCTACCATCACATGACTTGAATGCAAAAT  
AGCACGCAAGTG

PvG44(+/+)

ATTGCTTGCATAGCTTAAACTAGCATTAAATAGTTAACTAAATTTGTTTAGTTATAAAAATCTACTAATT  
AGCGTTGTTAATAGCTCAAAGTTTTTATTCCGCGAAAAATCGTACGTAAACCTTATTCACCCCTCTGTCT  
AAGGTTTAGACACTTACGGGCCAACAATTTGGTATCAGAGCCTAGCTCTTCTATTTATAAAAATCTAACG  
ATTTTTAGTTTTAAAGATCCGTTCTGTATTTCGTACGCTGACTCAAAATCCATAACTAGGCCCCCGTTCT  
TTGACGGTACAACTATCCCTATTGGAGAGATCTTATGAAAAATTTTTCTATGTGGTTACGAAAATAGAC  
CAATGGATTAGCATTAGTAAATGCTATAAAACGCTTAGGAGAAATGNNNNNNNNNNNNNNNNNNNNN  
NNNNNNNNNNNNNNNNNNNNNNNNNNNNNTGGTATCAGAGCCTAGCTCTTCTATTTATAAAAATCTAAC  
GATTTTTTTGTTTAAAGATCCGATATGTCTTCATACGCTGACTCAAAATCCATAACTAGGCCCTCGTT  
CTTTGACGGTACAACTATCCGTATTGGAGAGATCTTATGAAAAATTTTTCTATGTGGTTACGAAAATAG  
ACCAATAGATTAGCATTAGTAAAGGCTATAAAACGCTATGAGAAATGGTTAGATAAATCTGATAGAA  
GAACTCGACACGGATGAACGCCATGCTTTTTCTCTTAATTATAGAGCTATGACTTCTATAACTTGTGT  
GCTCTCGCCTAGTGAGTATGATAAGATTTCTGGTTGTGATACCGCTAAGTAAATGTGGGATAAGCTAG  
CTATTATGCACGAGAGAAGTCAAGTTAAGTACTCTAAAAATTAGCATGCTTATTCATGATTATGAA  
CTTTTTAAAGTTGATGATGACGAGTCTATTGCTTCTATGTACACTCATTTTACTAAAAATTAACGA  
TCTTAAAAGACTTGAAAAAGTTTTATTCTAGCAAGGAGTTGGTGAAAAAGATCCTAAGAACTTCCAA  
GAAATGGGAATCAAAGTGACGAATATACAAGAAGCCGAGGACATGAACACTCTTTCTCTTGACAAC  
CTCATAGGATCCTTAAGCACTCATGAACTAGACATGACAACCTCGAAAACAAGAGGATGACTCGAAAA  
GAAGAAAGGCACCGCCTTCAAAGTACAACGAATAACGATAGCGATAACAATTCCTCTAGTGAGGATG

ATGAAATGGCACTATTTCGCCAAATGCTACAACAAGTTCCTAAGTTGGAAAAAGAAGGGCGGACAACGA  
TTTCGGAAAAAAGGAATATAAGGGGAGAGCCATCCGACAAATCGAACAAGAAGGACAAAATTTATTTGCT  
ATTAGTGTACAAACCCGGTCATATGCAAAATGAATGCCCCCTGAAGAAAAAGGACAAGTTCGAAAAAG  
AAAAAGGAATACAAGAAGGCATTCATGGCCGCATGAGGGGAGCGATGATGATAGCTCCGATAGCGACAA  
TGAAGAAGTCGCAAACCTATGTCTCATGGCTAGAGACGACGAAACCGAGAATGTAAGCTTCCACTCCT  
CTAACTCTTCTCTTTCTAGTGATGGTTGTTTTGACATAAAATGATGTGTTAGCTTCTTTAGAAAAAGTT  
AGAGGTAAAAACAAATCCTTTAGAAAAATGTTAATTACTTTACAAGACGAACTTGAAAACTTAGCTAT  
AAAAAATTACTCACTCACCTCTAAAAATGCCGAACCTACAATGGAAAAATGATAAGTTAGTAAATGACC  
TTAGTTCATGTAACTTAAGGCAGATAGCGCCGAACCTACTTTTGATAAGTTCACTAAAGGAAGTAAA  
ATATTAAGTATTATATTAGTTTCTCAATAAGGCGCGTATGATAAAACCGGTGTAGGGTACAACCCACT  
TATAATTGGCAAAGCATAAAAAATCTATTCACCAACAAATGACTAAAAATGAAAAATAACGACCAAAT  
ACTTTTCGTAAAAAAACTTGCATAAAAAATGACTTAGTTTATAAATCGTTTTGTAAACCAAGTGTGCAC  
GTTAAATGTCTTACTTGCAGCCGTTGTGATCACTTTGAGGATTATGTCTAATTGCCCTTATAGATATAA  
ATTAATAAAAAATGACTTGGTTTTGGATTTCAAAGGGTCGAGACACTAACCCTCAAGGACCCAAAAGTG  
GATTAGGGTACCAATGATNNTTTTGTTTTGTAGGTATGCTTGAGGTCAAAAAATTAACGAGGACAAGTG  
GTTCTTGGATAGTGGATGCTCAAGAAATATGATGGGAGACAAAACGAAATTTACTACTCTTGCACCTA  
AAGACGGATGCTTTGTAACATTCGGGGATAATAGCAAGGGTAAAATCATCGGTATTGGTAGTATTTCT  
AACTATCAAAATGTTATTATTGATAATGTATTGCTTGTGATGGTCTTAAACATAACTTGCCTAGTAT  
AAGTCAACTTTGCGACTTGGGTGAGAACTCATTTTTGAAAAATCGCATTGCATCATTCATTGTATTT  
CAGAAAATAAACTATTCTTATGGGTCAAAAACAAAATAATGTCTATATGATTGATTGAAATAGTTTCG  
GTGGATAATGAGGTCAAGTGTCTTATTATTATCAACGACAATGGTTGGTGTGGAATAGAAGACTTGG  
TCATGCTACTCTTGATTTACTCGCTAAACTATCTAGAAAAGATTTGGTAATAAGTTTACCAAAAGCTC  
CCTATAAAAAGGACAAAATTTGTGACGCTTGCCAATTAGGCAAAACAAACGAAGATTTCTTTTAAAGTCT  
AAAAATATTATTTCTACTACTCGTTGTTTTGAAGCTCATTATATGGACTTAGTTGGTCCCTCCCGGAC  
ACTTAGTCTTGGAGGGCGTGCATATGCATTGCTCATGGTTGACAACCTTAGTTCGTTTTACTTGGGTAT  
TGTTTTTAACTCATAAGCATGAAACATTTAGAGAATCTCTATTTTGCAAAAAGCTCCAAACACGA  
AAGGGTTATATGATTAAGTATCCGTACCGATCACGGTAAGGAATTTGAAAACTCCATTTCAAAC  
TTATTGTGATGAAATGGTATTGATCATCAATTTTTTGGCCCCAGTAACGCCTCAACAAAATGAG  
TAGTAGAGAGGAAGAATAAACCTAGAGGAAATGGCAGCAACCATGATTGCAAAAATAATGTATT  
TTTTGGCCGAAGCCGTAAATTCGCTTGTATATTTTTAAATATAGCCCTAATTAGGCCCATATTGAAA  
AAGACACCTTACGAATTATGCAATAAGCGAAAGCCCAATATTTCTCATTTACGTGCATTTGGTTGCAA  
ATGCTATGTTTATAATAATGGTAAGGATAATTTAGGAAAAATTCGATGCTAAGTCCGATGAAAGAATTT  
TCATCGGATATGCTATATCGAGTAAAGCGTATAGAATTTTTAATAAAAAGAACTTTGTTGGTGGAAAGAA  
TCGGTACATGTCTCTTTTATGATGAGAATTTACCGACTATTGATAAGCCACCAATTTGTTACAATATTGA  
TGATCATATTTTTTATAATAACATCTTCTTCTAATCATGTTACATCTAGTTTAGAGATTATGCCTAGTA  
TAGAGGTTGAACCCGTTGTTGAAGAAGTCACTATAGAGAGACTTCAAACGGACCTAGAATCTAGTATA  
CACACTCATGAGGATTTGCCTCAAGAATGGAGGTTTGCCAATAACCATCCGCAAGAAATTAATCTTGGG  
TAACCCGGGAGAAAGAGTGCATACACGTTCTTCATTAAGAAATTTATTTAATCATCTTACATCTTGT  
CTCAATTAGAGCCTAAGAACATTCATGAAGCGGAACCTCGATGAGAGTTGGGTATTGGCTATGCATGAT  
GAATTAATCAATTTCGAGCGTAGTAACGTATGAATTTTAGTTTCTAGACCGGTGAGAAAACCATCAT  
AGGTACGAAATGGATATTTTCGTAATAAGATGGATGAATCANNNNNNNNNATAGAAAATAAGGCTAGAC  
TAGTGGCTCAAGGGTATAACCAAGAAGAAGGCATCGATTTTCGATGAAACTTAGGCACCCGTAGCTAGA  
CTAGAAGCCATTAGGATGTTGCTTGCTTATGCTTCTTTAAACGCTTTAAATTTGTTTCAAATGGATGT  
TACAAGTGCATTTTTAAACGGTTTTATAAATGAGGAAGTTTATGTAAAACAACCACCCGGTTTTGAAA  
ATCATGAGTTTCCCGATCATGTTTACAACTTCAAAAAGCTCTTTATGGTTTAAAACAAGCACCCCGG  
GGTTGGTATGAAAGACTTAGTAAATTTTTGATTGCAAAAAGGTTTTTCTCGTTACTTTGGATACTAC  
TCTTTTTNNNAAAGACATGCT  
TTTAATTCAAATATATGTTGATGATATCATTTTTCGGTGCTACTAATGCTCGCATGTGCGGGGAGTTTT  
CTAATTGTATGCAAGGCGAATTCGAGATGAGCATGATGGGTGAACTTACCTATTTTCTTGGATTGCAA  
ATCAAACAACTAAGGACGGAATTTTCGTCATCAAGCCAAATATACAAGGGACTTGCTCAAACGGTT  
CAACATGAGCGATGCAAAATCGCTAGAACTCCAATGAGTCCGGCAACAAAACCTAGACAAGGATGAAT  
AGGGTAAAAGCGTGGACCAAAGCTATATAGAGGTATGATTGGATCTCTCTTATATTTAACCGCAAGT  
AGACCCGATATCATGTTTAGTGTGTTGCTTGTGTGCTTGTGTGCTATGTATCAATCTTGTCTAAGGAA  
TCGCATGTGATAGCCGTTAAGCGCATATTTAGATATCTTATAGGTACATGCAATTTAGGATTGTTTTA  
TCCACATGATACTACTTTTGACTTGCTTGGGTATTCCGGCGCCGACTTTGCCGGTTGTCGTTTAGATA  
GAAAAAGTACTAGTGGCACTTGCCATGTTTTAGGAAACACTTTAGTTTCTTGGCATAACAAGAAACAA  
AATTCGGTTGCACTTTTACGACGGAGGCGGAATACGTTGCCACGAGTAGTTGTTGTGCGCAAATCCT  
TTGGATGCGTCAACAATTGAATGACTTTGAATTATCTTTTGGATAATGTGCCATTTTTGTGTGATAATA  
CTAGTGCAATAAATCTTTGAAAAATCCGATCCAACACTCTCGTACTAAACATATAAATTTACGACAT  
CACTTTCTAAGGGATCATGTTCAAAAAGGGGATATTATACCTGAATATATAAGTACCGATAGGCAATT  
AGCCGATATTTTTACAAAACCTCTTAACGAGAAACAATTTTGTTTTATTCGACGAGATTAGGCATGT



CCTCATGTTATCTGTAAAGGTCTGCAATCAACCCCATACCCATTATAAAAAAATAGAATAGCTTTGAAA  
TCACTGGTTTCATGATGTAAGAAACCAAAAACAGATTCCGGCATCATTTTTTTTGTAAAAAATTAATTT  
CTGCTTCTGTAGACAATTTTGTGGCTTGAACTGCTGTGGAGAAGCTTTTTTCTTTAACTAGCTATTT  
TATAGGCATAGATATTAACAAGAAACATGTAGGTCCATTACATACACAGGATTTAATTACAAAATATCA  
AAAGTACGTGGAGGTTATTTGCAAAACATGTACAGTAGATGGGGGATGTTTTGCATTTCCAAAACTCT  
GAGAAAACAACATACACTATGAGAAGTAAGAAAATCCAAGGGATCCAAGGTTGAAGGACACAACAGGAG  
GAACAGAACCCTAAATAAGTTTTGATGCATGTAATATAACCCATCTCCTCCCAACATGCCACAAG  
TCCACCCTCTCATGAAGTTCGCTACAATAATCCCATCAATCAAAATCTAATCTATTTAAAGGATGAATA  
TAATTAAGAAAAATAGTGATGCTTTTTATCTGTGTATTAACCTGGTATCTTGACCATAAAAAGGTTT  
GCACGAACCCCAACCCCTGGGATCTTGCAAAATATATCATGAATATCAGGTTCAACAACAACGTTTCAT  
TTCTCCTCATGATACAAATAAGACGCAACCTGCGGTAAGATTCATTTGGTCAATATGAGACATGATC  
ATTTACAAAACAACCCGATTACTAATTGCTCTAGACAAAACATAGAAAAGTGTCTTATTCAATAAAGAC  
CTTCGTTAAGTTACGCTATTACATACTCTCAGTGTGCAATATTTTTCTCTCTGATTTTTTCTCCTACTC  
AAAATTGCTTTTCATTGAACTAGTGAATATGCATGGATAATCAAAATAAGAGCGTGAAAAGCTAGTCTATA  
AGATTTCAAAAGTTCTTTATAATATTTACTAGGCAAGTTTAAACACATTAATTTAGCTTCAATATAGCA  
GTTGTGAAAGTCTTAAAGCTTTATTTCCCCAGAATTAGGATCTTTTAGGACCCTAAATTCCTTTTTC  
CAGTTAATGTTAATGCAACTTCAGGTGAAGTACAACCCGTTTAGTCTAAAAGGTAAAGCACTCTTTG  
ACTTTTCATTAATAAATAAAAACCTTTTTCTGTTGTATCTGGAAAATATCAAAAAGAGTGGCAGAATACCTG  
TTTAGCTTGTTCATGAGTTCCTCGCCCAATTTCTTCAACAACAACACAGTCTTTGGTTTAGTTTTCC  
ACATAAGCATTTGTTGTTGCGTACTAGGATGAGTAAACGCCAGTGAAGATTCGGTACCTTCTCTCTA  
GAACAAGAGAATCCATCTGTCCGTAAGAAACATTTCTGCTTTTTTCTCGATTGTATCTCACAAAC  
TCCAGTTGCAGAAACACACATATCTCCTTCAATAAGCTCCAGCTCATCATCACTTGAACGTTTTGAAA  
CCTCTTTATTTGTCTCCCATTTTTCTTGTATTTTTGAAACTTCTTTTTCCGAATCATAACTTGAATCA  
AGTACTATATCTGTATGGCTAACTTGAAGCTCGTAGGTTTAGGGGCAAGACTTTTATTGGTTGCTGC  
TCCATTAGTATGAAAATTGATTTTTCTGTTATGTATCTTTTTCGGACGAATTCTTTTGCGTAATTTT  
TCTGTGATAATCAAGGTAAACGGGAGGTGAGATCTTCTATTTCTGAAAAACATGGACATCTCTTTT  
CTTGAAAAATATCAAGGAGGTAGTTGAGATTTAAGAGGATCGACATCGAGAAATTCAGTTAAAT  
TTTACTGATGTCATGTTAAATGATTGATCTTTGGTGAACCTTTCGCTAGAAACCGCTTTAAGATAAG  
CGCCATTGTTTACCATTCTAATATCATTTGCTCAAGGACATCTTATCTAAATTAATCGTGTGTGAA  
TTAGAACTCTTATCAATAAATTTCTGATGAAAAGCCCACTCCATTGACAACATTTGATCCATATCGAGC  
CATGTATTGCCTCCACCAGAAACCATAGCAGTAGTTCTCTTAAACACCTTCTTTACTATGTAAATAAAA  
CCGACGTTTTACTTGTATTGCATAAAAATATTTGCAAACTTTTTCGACTTGCTCCAGTGAAGGTACAGTG  
CCAACGCAACAGGAAGTTCAACCAGTTCAATTTTTCCAGATAAAAATAGCATTATCTAACAACGATTT  
GTA AAAACTATCTTCTATGGTCTCTTCTCTAAGATCTACGATCATTTGAAAACCCCTTTTCTAATAGCC  
AATTTAGACCCTCCTCAGTTACCTGGCTACCCATATAAAAAGCAACATCAGAATCTTCTCTCTCGATC  
TCTTCTTCTGAAGTTGATACATATACAGCATTCCAATTCGAAACAGTGTATGACAGGGATCGCCATC  
TGCTCGTGGAAAACAGAAATCATAACAACGCTCTTTAATCTTTGCAATTTCTCCTCATATATTCAAGC  
TTGACCATCATCAGGTGATAAATATTTTTCAAGAGCAACATGTAAACTCTCGCAATACCTTTTCATC  
TCACTCCTAAAAGCAGCTAGAGGGGGAAGCATTTTCGTGGCTTACATCCGGAGCTTCGAAATGTTTTAA  
TAATGAAGATCGGCCCCGAAATAACGTCTCTTTTTCTTTGTTTTAAAAGACACACCATACAACCAAGAA  
CAGATACTATTTTATCTTCCATGTCTTCCATTGGGAAAGTGTATGAAAACAGTGCATTCACCAGTTAAA  
GGATTGCATAATGTTTGCATTAATGCATTGTGTAATTTGTTCCGGCAGCTCTAAAATATTCTACAGTAAGC  
TTCAATTTCTGCAATATCCCAGGAAGTGGACCAATCCAGGTTAACTTTGACAAGTCGTGGGACTGAA  
AATTTCTCAAAAATATAATATATATATCATCAGTTTCATTCATACACAAACTCTGGATTGTTATATTTT  
TCTCAATAGAATCAAGATTGAAATAATAATTCTAGAACACATAGTTTTCAAGCTATTCCTATTTAAAT  
AAACTATACTTATAGACAATTTGTCGCTGTTTCTAAAATTAGTGTATCTTTTTGAAAAATTTATGAA  
GTACGGTATTCAGATTTGTGAAAACGTGTTTCTCACCATTCTATTTTAAAAACCAAAAATCATGA  
TTCAGACACCTTATAGTCACTGATTTTTTACAATCTTCTGTATCTATTAAGTGAAGCAGCTATTTTCA  
AAGTAAACACTTATGGTAATGGTTTTCAAACTACAATATGATAAATCATTAATGAGAAAAATTTGATAC  
CAACGAATCAAAGAGAGTCTAGAATAAATTTGTTTTTTTCAACTAAAAGTGCAAAACTGGATTAAATCTCA  
CTTCTACATGATAGCCATGGAACAA

**PvG46 (+/+)**

AAACTTGTTCCTTTTTCACTACTGGGTAGATCAAAGAGATCAGCAATGGTTAGAGTGTAAACAAAAC  
GAAGAGGGTTGAGGTTAAAACCTTTTATTAATTAAGTTCTATCCAAAACCTTAACTTTTCATCACAATAT  
TTTCAAATAAAAAGTTTGTGTTTTTGCCTTTGAGAGGGTAAATACGTTATCCTTTTTTTTCTTGT  
TATATATGTTTTTTCATCAGGTAAATCAAAGAGACAATCTTGACTAGAGGAATAACTAGTAAATATGAT  
TGAGAACATGATCATGAACACATGACTACTTATCAAAATTAATTTAGCTAAAAAATAAATCGTTTT  
CTATAACAACAGTACTTTAAAATGCATTTGCTTATGAGTTTTGTAGGTTTTTGAATTTTTTTTTCT  
AAGTATTTATTTCTTTCTAGAAAATTGCTGTGGTCTTTTTATTTTATTTTTCTTTAGCTATTTAAATTA  
AATGAGTTTTTTTTCTTCTTTAGTCAATGGGTAGAAGAAAGACAGAGTTGAAGAGGATAGAGAACCACC

AAGCAGGCAAGTGACTTTCTCAAAAAGAAGAAGTGGCCTAATGAAAAAACTCACGAGCTTTCAGTTC  
TTTGGCATGCTCAAATCGGCCTCATTGTTTTCTCCAACAAGGGAAGCTCTACGAGTATTCGAGTCAT  
CCTATGAGGTCTTTTTTTATTTCCCTTTTGTATATTTTTCTTTCTGGCATTCTTATAAGTTTCT  
TTTTTAATTCCCAAATTCAGTCTTTGTATTTTGTACTAATCTTTTGTAGTTTTAGCCCCCAAAA  
ATATTGCTCTTTCTTATATTAGTACGTATCACGATTCTTAATTTTTCTCCTTAAGTTCTACTTATAAG  
ATTGTATAATCTTCTTTGAAGTTTGAAACTCAAGTCCTTTGCTTGCACTTTCTTTTGTGTAATTCAGT  
ATTAGACGTACTTTTGATACTTAATCATCAAAAATGTCACACATCAATGTTTAACTTTCTTAATGTTA  
CTCTTAATTTTTATCTTGATTCTTAATTTTTCTCCTTTAGTTCTACTTATAAGATTGTATAATCTTCT  
TTGAAGTTTGAAACTCAAGTTCTTTGCTTGCACTTTCTTCTATCATGCGTGAAATGGATGTCAATGTC  
ATTTAACCAAGTAATTAATAACGGCACTCATATATGAATTTTTTTCCATCTCTTTGAGGTTTTGTTT  
TCCTAAATAATATTCATTTTTCTTTGGGCTCGTTAATTTTTATATAGAATCAAAGTAAATATGGCTTTT  
ACAATAACAATACTTTTCTTTGCAATGTACCAATTTCTGTTTATTTTGGTAAATTTACATTTAGATA  
TTTTCCAATACGATCATGGGTGTCAAAATATATAAAATTTATCAATTTTGTAGTTATTTCCATCCGTCAGT  
CTCTCACAACTCAAACCATTAGATACTTATTTGACTAACTTGAGTGATTTGACAAAATATCTGACTGA  
TCACTCATCACATGCTTAGTAATTATTGACAGTAATTACTTGACCAAATTTCTGTCAATTTGAAAAT  
ATTTTTTAAGAAAATTAACATGGTGCCTTTTCATGTTCTTCACTAGTAAGTGTAAATAAAGAATTTT  
CAAATGATCCAGAATAAAGTAATTAATACTCTAAATATATGAAACCTTCACGTGTCACACTGGTTTTCT  
TAAAATAAGACCGTCACATATATGAAATTATGAACCAAAGTCTTGCAAACGCTTGAAAATATTTGACA  
TTTATGTAATTGAATTTATATATGTCTTTTGTATTCTACAGCATGGGGGAAATCATTGAGAAGTATC  
TGACTGCTACAGGAGATTGTATACCAGTAAATGACAATCGGGTAATTTCTCTCAAGTTAACTAATAA  
TTGTGAACATAGTTGAGTAATTAACCTGAATAAGCAATATCTTTTTTGGTTTAGGCTCTAGTTCCCAA  
ACTAACCAATAGATGCAGGAGCAGATGTGCAGTGAGTTGCTGAAATTAAGAAAAGAACTGATAGTC  
TTCAACTAAGCCTGCAATGCTACAAAGGCCAAGATTTGGCGTATGTCCAATATGACGATCTCGCTCAG  
CTCGAACATCAACTAGAGTGCTCGCTTAACAAGGTCCGTGCAAGAAAGGTACGTATTCCATACTATTG  
GTTAGATTTTTCAGTTTATAACCATTTTCGATAACGATTTTATGTCTTTCAACGTGTGTTTTTCCAT  
AATTGACAAGGCACCTCCAACTTGATCTTAAAAAAGGCACCTCCAACTTTTAAAAGGTTTAGTT  
ACATCTGTAAGTACTTAACTTTGTTTTCTTAAATTGATAATTTGAAAAATCAAACTTTTAAAT  
TCACATTATGTATATGACTTGGCTAGCTAGTTTGTAAAATAATTCAGGTTCCATTTCTCACAAAA  
AGGTGAAAATGAAAAGTGTGCGTGTGTACATTATTTTAGGGCTAGACCTAGTACAACTAACGAGC  
TGTCAGTTAAGTGTGATCCCCGAATATAAAGAAAAGAAAATAATGCAAAACAACGTATTTTTCCCC  
CTGAAGCAATGTATGGAATTAGAAAACATTTTTTCTGATGGTTTATTTTTGTATTGTGTGAAAGTATTT  
TGTGACCTTGTGAGAGACTTTATAATTTTTCTATGAAATTTATATTTTGGTATAGTATGAATTTTTCA  
GACAAAGTTCTAAAAGTCCAAAATATTGTGCAGAGTCGACCCTAGGTCACCATATACATTAAGTATC  
GAAGTACCTGAGGTTAACATTTTGTGATTTAGTCTCAATTTGTTTCAATTTTTTAAATCAATTGCACCC  
ATTTCAATTTAGTATCAGTTAGGTCGTTTTATTATTTTTGGACATTTTCGCTTTCAAAGTTTTGTT  
AACTATGCTAACAAATTGAAATAATTGAATTATCCTATGCTACATGTGAAATATTTAGAAAAATCTT  
TTCATCACCAAATTTTCAAACCCAAAACCTAACACGTAATCTTTGTTGTAATTTTGAACAAATTT  
TCATTTAATATATAAATTGTTCCACGTAACTGTCACATCAGCATGTAAGAGTTTGGGGTAGCTATAGC  
AATACTAAAATATTTAATTTTACATCAATTTGTTATCCAATATTTTCAATTTATACGAATAATATCATTTA  
TAATCTAGTTATTTACCTACCAATAAAGATTCAGAATCATAAATTTATTTATATTTATGTACTATATGC  
ATAGGACAGATGCATACATATTCAACACTGTTTCACTAAACATTTACGTGAATATGAAAGGAGACTTT  
TAAATTGATGTCTTGATAGAAGAAAAAATAGAAGATCATGGAAAAGAGACTTTAATTAATGAGTAATA  
ATTTATCGACAAAAAATAATAATTATTATTTTTGTAATCTCGACAAAAAATAACTATATGGGACTACT  
TAAGTTGATAAAAAGGGTAAACCACGGGCTCGGGTGTTTTTTTTATAGTTGCCCTGTATTATTAACA  
TAACTAGTTTTTTGTTTGTCTGGAATTCTGCAGAAATCAGCTCTTGACGCAACAGTTGGACAACTACAA  
AAAAAGGTAATTTAACAATAAAACTTTTCAATTCAGCAAGTTTGTAACTACAGTTTTCAGCCTGAAAAACA  
CTTCGCCGCTCTTTGACAACCTCGACCATCGAGTGTGCTCGTTGATAACTTGTCCAGACAAATTAGCC  
ATATATCTAACCATGTCCACACAGAGCAATAGTTTTAACACGATATACATGTGCAAAAAAGTAAGTCT  
TTTGTGGAATTCACCTCAGTAAATGATACTTATGTGTATACTCTTGAACCTTTTTCATGGTAAACGTA  
GCATATACACACTCCATCTGTACAACCTTAAAGATAAACACATCTTAGTTTAAACATTTTACATAAAT  
TGTAATGTACCTAGCTTGATTTAATTGTAATGTTCTTCTTTTCTTGTACCAGGACAAAATGTTG  
GAAAAGGAAAATCTGGAGATGTTTCACTGGGTAAAGTGAAGTTTTATTTAATTTATTTTCCAAATTCCTG  
CATAAATGTGATACTGTTGACGCGCTAAGTACCATGTTATATGATAAACTGACAACTAAATGGTTT  
ACATAATATCTTGATTATTTAAAGGTGAATTTGATTTTGTGCTTATAAAGTAATCACTTGAGGAACT  
AACTAGAGGTTTGGCAACATGGAAAAAAAACACGTTATCAATTTTTTTTTGCTTAAAAAGCTGTAC  
AATTATGTTGGGATTATATACACTTAAAGAATATATAGTACGCAATGTGCGATACAGTTTTGCTGCCA  
AAACAATTTAAATATTTGTAATCAAAATGTGATAGACTTGTTTATGATCAACATTTTGGTTGTGCTA  
CCCAGAACTCAGCGAGATATATCTGTCACTGAAAGGTCAACTAGATCAATCCGAGTATGTAAGGAAT  
AATGTTGGATATCAATCGATCATTACTCCATGCTTATCTTAGGATGGGTAAGAAAATACGGAGTACGA  
TTCCATTGCTTTAGAAGATAGGCACTCTGATTATCTTGTAAAGAACTTACTTTTGTATGACATAAT

GGCATGAATTGAATGTAAGAACTAATTTGGAACATTTTATTCTTTTTCAATACAAGCCAAGTTTTATG  
TTCAAACAATGATTTTTATTAGCAGGGTTGGTTTTATAAGTCAAAGTCATGTATGCAGCATCTATGTTCT  
ACATTTTTTCAGGTCATAATAAACAAAATCAAACATAGTTTTAATCTGGTTAACCAATTGCATCGCAG  
CTCACAAGTAAACTGAACACTTAAACATGACAGCCGCTGTACAAAACATCCCCAAATCTTGGGATAC  
CTAAATATTCTTTTTTTTTAAATATCTTTCTTCTTGGTGTAGCTAATTGTATATATACATTATTTT  
GGTATAGTTGGCAGGTAACCAAGTTGAGAACCAGCACCAGCAGGTTATGACTGAGTTGAAGCTAGTTG  
GAGATCAGCAACAACAATGTTTTATGGACATTTTCAGGTTCTTCGGCGAACAACAACAAGTAGTGCAG  
CCCAATGCTAATACTCACACTGGGTTACTATATCAGTCTCTCCAGCTCAACAACAGTTTTCCGCCTTCA  
GCCCCTCAGCCTAACCTCCAAGACCCAGTTCTCCACCCTTGCCCTCCTCCAATCGTATGGTATAT  
ATGATACATACGTATACGATGCATTTCAAGGATTGTTTGGTTGCATCTTTCCCACTTAGCATTTTAA  
AGTATAAATGCATACCTACGAATACGAAGACTTACGGTATAAATACTCACATCCGAATACGAATACGA  
TTTTGGTACATTTTTTAGTTGAAAAGGTCGCGACTTTTAAGACGGATTAACTTTTTTGCAGACAAGGC  
CATCTATAAAAAAGTTACAGAGGGTCGAGATTATATGCCCAATGATATTAGATTGGTTATGATAAGC  
TATTCTTAATATTGTTTGGATATTCCCTTCACTAATTAGTTGATGATTTGCAGATCAGTGATTATTCG  
CAAGGAACATAGCGATGAAGCTTGCTGGACATTGTTAAAATACTGGTGATACTGGAGAGAAAATTACTAG  
TTTTTTAGGTTTAAAAGTTCTAAAAGAAAAGCATATCATATGCAATACTTTCTTTATATCCATGCT  
TGGTTTGCCTAGAGATTTGATGGTATAACTTTTTATTTGGTGAAGTGTTCCTAACTGCTTACTACTGC  
CTGAAATATTGATGTTGCTTG

### PvG47 (+/-)

CGGTTTCAGGAACCAATTATTGAAGCCCATCAAAGAACCCTCGTAAGGGAAAATAGAAAATATAATACAAA  
CCAAAGACTATGTTATGTCAATACACACTGAATGTTGGATAAAATAGAATACAAACCAAAGGCTATGTC  
GATCAATACACACTCGATGTTGGATACTTAACAAACTTTAATACTCCCCCTCACTTGTAACCCAACTA  
AACACCCACTAAGTGGATAAAAAACAAGTGATGGAATAAAACATATACAAAATAAGAAAAGCAACAATAAC  
ATGCTTTTCATACCATATTATGGCCCATCTAATTCCCTTTAAATTTGGCGTTATAAACCACAGTTAGAT  
CAATTCACAAGCAATATAGAGATCCATCAACAACTCTAGGTGCCAACAATAATATATTGAACCTTAA  
CTCTTTTCTGCCTAGAAAAATAAATATGAAACTAAATTTGCAAAGTCATTCAAAAGTGAAGTATAGAA  
AGAAAAGATGAAGGGGCACCTTAGTCGGCATCACCAAGTCCATCACTTCCATCGCCTCTCTTGGATA  
TAGGTGTGAAATTTGGACTTTGGTTTTCTTTTTTGGACGAAGCCATTTTCAGCGTTTTTCCGTAAGACAGCT  
CCAGGGGATGGGTAAGGCCGCTGCTGAAATAGAGGACCCTGAATTTTCATAGATAATATGAAATTAGAT  
TCACACATACGGCGATTTCAACAAAACCCGACACAAAATAAGTAAATTAATATTTCTTTAAGCATAAAA  
CATAAAATTTACAGTACATTTGTGAAGGCCCGCAGTACTTAAACAGTGAATAGTGTACTAAATTCAT  
TTAATAGTGTACTAAATTAGAAGTACTGAAATACAACGCCAATGCTGTATTAATGTTAATGTTAATG  
AACTGTTTAAAGAAAATCCCAAAGAGGAAAATGTCGCCTTTAACCCGGCTAATTTACACCCAAAACAA  
TCTAGTGAATGACTGAATGGAATGAAAAGAGGAGACAAGAATAGTAGTTTCATGAAAAGAAAGATGTAC  
TCCGTAGAACGATGTTCAATGCGTAAACAACTCTTTATTTTTAAGTTCCCTATAATGTTCAATGCATATA  
GAACATGAGTGCTACAAGTCAATTAGACACTGGTGATCTCATTTATACACCATATGGGTAAACAAAAGA  
TTCCCACCTGTTTCTTTTTTCAAATGCATACCATGGACAAAAGGGGGCAGGCAAAAAGCACATGTCAA  
AAATATCAACTCTTTGCTTTTAAATAAGCAATCACAGTATCGTGAATATAAATAGGACAACCTGTCAGAC  
GGCTATGGGTACAAAACAGTTAAATACATTTACAAAATCTTGTAATCTAGGTGAGGATGCAGCAGCT  
GTATACAGGTTCCACCAGGACTCTGGAATTCATATATATATATAAAGGTTCTGGTGAATAAGTGTAGAA  
ACATTTACAGCATTTTAGTCCAGCCAACTTCTATGCAGTTATTAAAACCTCACCACACCTATACTT  
CAAGCAACATTAATATATGTTTTGAATTATACTATCATGCGTAGAAGGGCAAGTAGGTCCTAATCATG  
AAGCTTAACAGGTATCTCTTTTTTCTGAAGAAAATATAATTTAAAGTATTACCGTAGCAGTGGTATCA  
GCTGCTCGTGGCTGTACTCCTTTCAAGCCTACAACCTGTAAAAATTACAAAATGTACAAAATCACTAG  
GCAACCAACTTGAATACTTGACCAGGAATAGGACCATAATTTCTTAAATCATGAAAGAGAGAGAAAAGA  
TGCAGGGAGAGAGTTTCTACTTCTACTAAGTAAAAAAAAGAAAATGAAAATGTTGCATACCAGCCACCA  
CGAGGGGCATCAGAATAAGCACTTGGATCCATCGGGTCTAATTCATCCTCATCAGCATTGGAACGTTT  
CTGCTGTCTTTTTTAAATGCCTTTCCCAATAGGAGGTTTTGTGTTGGACCTGGATAACCAAATAACAG  
TAAGTAACATGCAGTGTAGCAAAAATAAATTCGTTTATTTTCCCTCCACCAACTCTTCTAACATCAAG  
GCTCTTAACCCGGATATAACCAAAGAAAATACAAAAGAAAACCTGGCTTAAGTCGGGTTCTCTTTTGTTC  
TTTTAAGTCTACACCATTTCTTGGGGGGGGGCGAGAAAAAATTTGCTACAAGAAAAATACACTGGGGG  
ACATAAATGCTGTAGCTACTTTTTCTTGGTTAGTACTGTATATGTCAAAGGCTCTTTTGGGTAAGTATA  
TTTTGTAGCAGCTTTTTTGCATATTCGGATTTACAAAAGATATTACTTTAAAAGTTGTTGTATCCCCG  
AATTGTGTCCTAAATTTTTAAATTTATCTGTATTGCCATATTCGCATCATATTGGATGCAATACCCAT  
GTGTAATCATGTTCCATAGCTCATAAATAAACAACCCCTTATATACCAAAAAGATTCCGGCCTTATT  
AAAGGAATTTGACAAGATTTTAAATTTTAGGAAAAGGTGAATACCTCGGTTTTGCAAACATATTCTCCGA  
ATTTCCGCCAGAATTTATAGAATTGATAGTCTGCAGATGGTTCCCTCATGGTGGCTGGTAAAAACTGGA  
TTTTCCGGTAGATTGAGAACACTACAATGGAATAACGCTGTGTTAACATTTAAAATTTCAAATATGTTCCA  
TCAAATGACAACACTACAATTTGTTGCTCAAAGTGTGTAATGGGGGTTAATCAGTTTTTAAACCTACATTA  
TGACATTTTTTGCAGTTTTTGTGACCTTAATTTCTAATCATTAACATATAGAGCTTGGTGTACTAATCATT

AAAAGCGTATATATATATATATATATAATATGTATTCCTCCGAACCTTAAGAAAAGATTGACAAACCGTG  
TACAATGAATACAGTAGCTCCAAGACTGTACAAGGCCACTCCTCCCAACCACCACAGCCTAAGCATTTA  
TTTAGCATGAGAGATTGCATATCTATACTATCATTGCTGCGGGTTCAACGCGTTGTGTGTTAGTTGA  
CTGTGATTTACTAGGATGTTCCCATGTTGATAACTGAGTCTTTGTGTGTAGTAATACTTTTGACCTG  
AAAACCGACAAATATAGTAAATTAAGATGATTAGAGGATAACATAAAGGAAAGAAAATAAATGCAACT  
AAATCAACACACGTCCTTACATACTATAAAAAAGTTGAAAAATAGATGCATTCCTTTCCCGCTGCTCA  
AAGTTATGGTTATGTACACTAACGTATCACCGGTTTTGTAGACCAACCAAGAAACCTACAAAACTAG  
CAACTATTACACTAATGTTACATTCTCTGCAATTTACTAGACTTAGTGTACCAAAATAGAAAAAACAA  
CCGTAGGATGGGATTCTAGTTAATTAAGACAAAAGAATTACACTTTAATCATGTTTTTCGCTTTTCGTAC  
ACTATTTCTTTTCGTATACTTGTAAATTAAGAGTCCGAGGATACCTTAGTGTAACTATTATAATTATAN  
NN  
GCAAGGTTTGCAAGTGCAGTCTCCATGAGGGAGGTGACAGAGATACGCTGATAGGTAATATCGATCGG  
ACAAGAGTTAGAAAGCTTTACTAAGCATGCATACTTCTCACCATTTTCTATTATGTAATAAAAACTA  
GAAACACACTATACTATAAAGCAAACTGATGTTTTCATCCAATACCTCCACCCAACTCCTCTGGGAGTT  
GCAAAACAGATGAAGCCTTTGGAGAAGAGGAAATCTCAACCGGGCGTTCCCATGACTTTTTCCAGAG  
CTTTGGTGATAATAATATGTCACACCCTTGCAAGGATCATTTGCCTCCACTATGAAGGAATACAAAG  
AAATTGAAGATAACAAAACGAAAAGAGAAGAGCGAAAAACTACAAGACATGGTAAAGGACCGATGTAG  
AAATAAATTAATTCAACTTATTGGGAAAAAGACAGAAAACAAACCTAGTCACATGTCTACTGTTCTCA  
ATCTTTTCCATTGACAAGGAACAGTAAGTTGAGCTACAAAACCAAACCTCGAGAAGCAAAGTTCTAGTC  
AGACTATTCAGGAAACTTTTTTCAGACCATTGTGATAAATACACAAAGCAGCAATACCTTGTAAACAATC  
CAACTGGATTACAATACAAAAAGCTGTTTCAAATACTATCGATCACAGTAACCAAAATTTGTCCTAAT  
CTATTTTTCGTAATGTAACCATCAAGATTCACCTAAGGTGGAAAAATATAAAAAAAGCTGACACAAATC  
ATATAACATCTTGTATTTGAGCTTCCGCTCCCAAAAGATGACTTGGTAGTTAAGCATTAAAGATGTA  
AAATTGAAGTTCTTATATTGGAGGGAGCTCATGCAAAAAGCAAATTTGATTGTAAAAACCATGCAATT  
TAGTTACTGCTAGAAAACAGTCAGAGAAGTAATTTTTTTATATATGTAATGACATTAATGGATCA  
GACAACGAGTTGAATACAAGATAAATCCATTTGTCAAGATACACTCCACTACTCTAGTATAAATATTA  
CATCATTCAAATTCAAAGTCCAAAACCTTTCCATTACTTCCAAATGATACAAAGCTTTACAATCCTTC  
CAGGTAATGCTAGACGGAACAGCTCTCTAATCAGCCCCAGGTTCTAATGAATTTTCATGATCCTAAAA  
CCATTTACAGTAACCGAATAGCTGTCTCAAAAAGATATTGATTATCTCTCGAAATCTAGCAAAAATAA  
GAATGAACAGGGAATGATATCTTTAACCACAAAAGTTATCGCACATAAAAAAACCTTTTCAACTAG  
TTTTCAAATCCTCTCCTTAAAAATAACAAAAGCATGACATGGTAAATAGTGCACATGAAAGGTAGGAGAT  
TTTTAAGTCCGCCAAAACAGACAGAAGGTAATAGCCTTTTTAAGGGAGTGTGTGGATGCACTGTCAAAG  
TGACATTTGAGGCCAAAAGTGCTTTTTCTAAAAGTTTTTTTTTACCTTTGGTGAGCTTTTATCTTCACAT  
ATTTTTGAAAAGTTTGGACCTCTAAAGTCCATTTTGAAAAATCAGGGTTAAGGTGGTTTTTACAAAAGT  
TCTTTTCGTAACGTACGAACCTGCCATTTACTTTTTCTTTTTTCAGTTATCTCCGTTTTTCAATACAAGTGAA  
TTATTTTTCGATAAAAAGCAACTCGTTTTCAATAAAAAGCCACTTATTCTCAAGAAAGTTGACATTTTCTG  
GAAAGACTTTCCATTATGTTGGATCATACTAAAAGATGTTTTATTTGTAATGAAAGTTTTAACTTT  
TTTAGTATACTAACTATAAGTCAAATCTCACTTGTCTACCAAAATACTCCGCAAAACCGATGGACAGCA  
AAAGCACTTATACACCTCACATTACTTTTCAATTTGGTAAAGTGTTTTTTCTAAAAGTTACTTTCTGTAACG  
TACAAACTGCCATTTTTTCAGAAAGCAATTTGTCCCAAAACACCCCTGAATCAAGAGGGCAGGGTGTCT  
ACATTCACAATGTTTCTGTTAGTCCAAAGCTTAAAAACAGTCTTTTACAAAAGAGACAAAACATAAATG  
TAAGTCAACTTACCCATCTGGAGGCAACTTCCAGGTGCTACAGTTTTCTCTGGATGAGATCTCCGAT  
TTCTGAAACATATTTATTCCAAAGAAGCTTATCCGCAAGAAACTAGAAGGTTTGTATCAGTACGTCAAC  
TTACTGCCTAATCAGTAAGAAGAATACTCATAGAAAAATACGGCACCAGAAGAAATGAGAGTTGAC  
GGTTCGGAATGTAATTTTTTAAAGTGTGAAAACCTTTGAACTATAATACATAACTATAAAAAGAAATAGA  
TAGTTATATAAAAACGTGGGAAAACCCCTTTCAATTTAGAAAAATAGCATGTAAGGATATGGAAAGAAA  
CAATTTGTAAAAAGAAAAGATACGTGCTTTTATCAATAAATCGCAGAGCTATGTTGGACTTGACTAGCTTT  
GAGAACACCCCGTCTCTCAACTTTTTGTTTCAGATACTCGGGTAAATCTTTGGTTCGAATTTATCCCTG  
ACTCTGATTCTTGATTATCGGTTGGTACTTCTGGTTTTCTTTTATCCTCAACACCTCCAGATTTTATCT  
GAAAATCACATTAATGAGATGTCCACAATGTAATTAAGTGTGAGAACTGCTTATATCATTTTTTCATA  
GACTCACTTGGCATAAGAGGGTATGGTCTTGCAACATTATAAGCACCTCCACCCGGTACACCATAACC  
ATTGCCAATCTCAACATTTTCTGCAATGGTTAAGACATGGCCAAATATTTATATCAATATCAGTAAC  
TCAAGGATTTTTCTTTTCAATTTAAGGTTCAAAGGTTAAAAATTAAAAAAAAAAATGAAGACCAAACCTG  
CAGGAAAACCTTAATCAGTGTATCAGATGATGCTTATGTTTTCTACTTCAATGAAATAAGACATCTA  
ATCAACTCATGTCTTCTTACTTCTCAGTACTAATCATCTATTCATCCCAGCTACCAGCAAAAGGAGA  
AGTCATTAAGAAAAAATATAACCATGTTTCTTGACATACCAGCAGATTGTATGGTCATCTCGTAACAT  
GTAAGGGTTCAATGAAACAAGCTCTCCTTTTCCAATCTACCTAAATTTCTCTTTCTTCTCTTTTCA  
TAAAAAAAATGGATTGTGATGAAGCTCCATATCAAAAATGCCTCTTTTATTACATTATCTTGGTGCAGA  
AAGCAACATTTGCAACCAATAAATTTCTTTAAGTTGTGAAAGGTCAGTAAAGGACACTCTTATGAGTTG  
TTCAAAGAATAACTAATGAGTTCTTTTAAATTTGTAATAGTACATTTGTAACACTCTGAACCTCCATTT  
TTTAGTGCCTTTAGCAGAACCTTACATAAAGCTATTA AAAAGGAAGGGGAAATTTGATTGCTAAGTGCTA

ACCATACCGAGTGAAATACGAAATAGAAGACATACTAGATTAAAGGACTCGTGAAATCAAAGCAAAAG  
AAAGAACTGAAAACCTTCCACAGCCACAACAGACTTCCACGCTTATGGGCCATCTCAGCAGC  
GTGGTTCATGGTCATTTTCAATAGATGCTCCTAAATAAGATTACAGAAAATCAAACAACTTTACAGA  
ACAAAATCTATGTAATCATAACTATTGGCTGCTCAACAAAGACGTAGACATTAATACCTTTATAGCAT  
TAGGATCATGGTGTCTGCAAAAACATCTCCACCATCAGCAGATGGACCATTTCCACCTGTTACATAC  
CTGGTTATTTAGAAAATATACACAAATTAACCACTCAGCTCTTGGATTATTTTATTTCCGAAAATCAAGC  
AGATATCAGTACTACAAGAAATTTGTACAAATGAACCTTTGACTTTCTATTTATTTCTGGGTGGCAACT  
TCCTGACAATTAGATAAAAAAGTCAAATTAATAAAAAATAATACAAAAGCATATGAAGAACTCAGTAA  
CAAACGGAACGTATGGACAAATCGCTTTAATATACATACTTGTTCATGAAAAACGGCACCTTGTACTG  
CAAATTTCAATTTCTGCATCAGTTCTCAAATGCACTGTACTAGAACCCCTGAGGAGATATTACTTTG  
TATTTGGTTAAAATAAGCCAAAATTTGAAAAGTCAATGACGTTAATAAATTTAATACCACATACTTGG  
AAACTGGTTGTTTAGTAAACAATAAATTAATTAGGATAACGAACCTTGATGTGTATTTGGTTGATCAT  
TCTCTTGTCTGAAAGGTTGAGATT

**PvG48 (+/-)**

CCTCATTTACTTTTCCACAGACTGTATACAAGAAAATATAACGTGCAATAAAAATGAGCATTCGACAGGA  
TGCTCTTAAACTTCATATGTGAAGATTTATTTCCGCAAGAAAATGTTAAATAACATAATCTAGTTATGT  
CTATCTTGATCGATAACAACAAGTTGTCCCTCAAATAAGACAAGTGTTTTATCTGGATCATGAGACAGA  
GCATATAAATTCAAATATGACTAATAATAAATTAAGCCATATACACTCTCTAGTCGTCTCATAGAGCA  
CTAGTAGATCAGAGTGATTCATTTGGAGTCAATCCAAAACCTCCAAGATATCCTCTTATTTCCTAATGG  
TAAAGACAGGCCATATTAGGAATATCTCTTATGCGGGTCTGATAAGTAACCGGCATCGCTATAACCGA  
AAAAGGGTTACCTTAATTCGAGTACCGAATGGGGTTGGTACTCTCGATGACGCAAAAATGAGATAAGAC  
AAGCCCTCATCCATAGTTACCTTAAGTTAATGGGAAAATGTCTTTTATGCCATTTGATAGCAGCGTG  
TTAGCGCGATGCTGTGTGAGCTATAACCATTACAGCATAACGAGATGTTCTGCTCTAGTACATTAGACC  
AAGTATAATAATGCGCTTATTGTACTTTGGATATGAACATGATAGTTCAATATCTCTTTATCGTCTGAT  
CAGGGATGGATCGGGTCTATATCAATGTCTAGTATGCAACGATCATGGGAGAATCTGACGACTTAGA  
GTCATGATGACTAAAACGTCATAACACCTTCTGGGTGTAGTCTGAATCATGGACTTAGATTCAATCTT  
TACGGGAATCGATCATCAGGCCAAGTCACTACCGTGTCTTCCCTAATATCCTTCATCTCGAAGGCAAAAT  
CCAAAACCGGATTGCGTAATAAAAACACGCAAGGGCATAAAAACGTGTCTCTACGTATCCCAGCCGATC  
AAGTAATCACTTAAGCGGGTATACCACATCCTCTCGGATTATTTCAATCTATATAGTGAACGTCTCAG  
TCAATTGAGAACGTGTTCCATGGTCAGTAAATACATGATTCAAGCACATAAAGTCACACAGGGACCTT  
CATCTATATCTCTTTATCTAAATCCCATAGAGATAAAAATCGTGACCACAATCGCATGCTGCGTAATC  
AGTTTTTCAGAACTACTAACTGATAAAGTAGGGGACCGTTATAACGTCTTTACGAGCAATAAAT  
CATCTCGTAATCAATCCAAGGTGTGGAGAATACTTGGCTACTAGGCGAGCATTCTACGATCTCATT  
ATTTCTCATCACTTTTCTTACGAATAACCAATAAACGAACCTCGTTTAACTTGGTGGTGTGGAGCT  
TCAGGTCGGAACACACTTTCTCTAAGGAGTCTACTTGGATTGCAAGTTTCCATTAGTTCAGTCTATTC  
TACGTTGACTTTCAGGCAACGGTACATGGTTCCCTGTGATAAATTTGCTCATATTATCAGTCCGTCATCGA  
ATATATGAACAATTAATCAATGACAGTCTCGTTTTCGCTTCAATATCGTCTAATATATCATGATCAACA  
GATATTTCAAGATTCTCAGGCTGAGGAGGAATCACACATCTCCTAGATCCTCTATAATCGAGTGGCAG  
AAACGAGTTTAACTTACCACCTCTAGGGTTGAACGAATTAAGAACCAGTCAACTTCATCATATTTTG  
GGAAGGACGACAGACTGACGGCCGACGGCAGCGTCTTTACTTGGTGGGTTACGCCAAAAGCAATGTGT  
TACGATAGGAACACGGTGTCCGACATGGACGTCTATCCTTGCAAGCATTTTGTAGCATGTATAAATGA  
TCATCTCATGACATCTCATAAAGTCATTAATGCGTTTGGCATTAGTTAGACTTGAGGGAGTCTATG  
CACTTACTTATCACTAAGTGCAGTTTTGGGGATCAAGCTAAGACTGAGTGGGTTATGCCACGTTATTT  
CACCTCGTTCCTTATCAACGGTAACGTACAAATCTCCCCCTAACGACGGGGGAAACAGTCTTAGCGAT  
GTCATTTTCGATGTGATGCGGTAAAGAGACTTGCCAAGGTTACTCTATCAAATGATAGCCATGAGAT  
TCATAATCGACTTATGTCCCTTTAGAGGTCCATATTTTGAACGCTATAGCAGCTCAATCAAAAATATT  
AATTAAGCACTCCAAACACGCATTAATATGAGACTTCTGGCTCATAATCAGTAACCAGCTGGTACGCA  
TATGGTGTCTGAGTGTCTATGTGACTCATAATGGACCAATGCAGTAAAATAGTATAACCCACACGGA  
AATATAAATCTTGGTACGCAAGACCAAGAAGTGGTGCATCATTTGCAGTCGCATCATCAAACCTTTC  
CGTGAATCCATTTTGGGTTTGAACATAATCGACATGATGTTCAATTTCAATTTCCAAAACCTCAAGTAAT  
TCAAATCAAATTTTCGATCCTTACTCTTCCGCAATTAAGTCAAGTCAAGTACTTTTTCAGGATAATCCGG  
ATTATGAGCCATCAACTTAATGATATGGCTAAAAGTTTGGAAAATGCTGCATTTCTGTGGACAACAAT  
AATCATGTGACCATAATTATCGTTGCGTTAACCATAACCATTATATTTATGGTTTTCGCTTACGGTTGG  
ATAAGTCCACAATAACTCTTCAATTTTTTACAAGAATTATACGAGTCAATTTTCGTGATCTTTACACA  
TACAGTCTTTCAAAGTGAGTATTAATGACATGAATTTCCGATTAAATCGCGAAAATATATTTCTCAAAGAG  
AATCCAAATGCGATGCGATTATAAATCAAGCATCGTCATTTGACCCGAGAAATATCTTATCCGGTCAAT  
GCCACAATATCAAATGCTCTTATCAATCGACAATATGCGAAAAATAGTACAGACAACCATGTCTTAG  
CATCTAAATCATTTATCATTTCGACGACATGCGAAAATGATAAAGTAACTTTAAAAGCTATAAAAAATGT  
GGTAGCAACCAGTTAAAAGACATTTGACTCGTCTAAAATACGCTTTCGGTCTGATTTGAATGGATGTT



ATGTATAGAAATTTTAATTCTTTTCATGAGCTATTACCAGATAACACTGGTTTTCTCGAATATTTTATA  
ACTCAACAAGGTACGACAGGACCTACAGGAGTATAAGGCCTCAT

### PvG49 (+/+)

CAAGAACTTAGTAATCCCAGAATGAAATTTATCAAGAAAATCAATATCATAAAAACCTAAAAATAACTG  
TACTTGCTATATATACTGATCAAATGTCTCATAACTAGTACTGCTATTGGTAAGCCACACACAAGC  
CATTAACCAATAGCAAAAATGATGAAGGAAACCCAGTGGTTAAAAGATTGAATGGCTAAAAACAAGGTA  
CTCAAAAGTATAAAAATAAAAAATACTACAAGTACCATTTAAGTAGAAAATAAATTCAAAGTTGAAATAG  
TAAAGTGTTTACAGTAGGTTTGGCATTGACAAGTGCCCTAAAACATCCCCTCTAAGCTGTAACCTCTCT  
AAAAGTCTCTTGTCTTCAACCCTTTAATGGAAACTCTTACTTTCTTTCTCTCTATCTATCTTGACCAC  
ATATTTTCATTTCCATAAAAATTAGATTCTTATTAACAAAAACAAAAAGAAGAAATTAAGAGTTAGCT  
AGAGAGGAAGAGAAAAATAAAGAGATGGGTAGAGGAAAAATAGAGATAAAGAGGATTGAGAACTCAA  
TAATAGGCAAGTTACTTATTCAAAGAGGAGAAAATGGGATCATAAAAAAGGCAAAGGAGATCTCAGTTT  
TATGTGATGCTCAGGTCTCCCTTGTTATTTTTGCCAACTCTGGTAAAAATGCATGAATATTGACAGCCCT  
AAAACCTCCGTAAGTATCCATTTTTATTGTCTAATTTATCTCTAAATTTCTTCTATTTTTTTATTGGTTT  
TTTTTATACTCCAGTTAATTTTTTTTTTCAAGGCTTTTCCACCAATTTATATATATATATATATATAT  
ATATATATATATAAAGTGTGTTGTTATTTTTTATTGTTTTTCAAAAATAATAGATCTGTCTAAAGATGGCT  
AGTAGCCCTTGTCCAGCAGGTTTTTAATTATTGTTGCTATAAATTAGAGGATTTTTCTCTAATAACTTTT  
TTCTAGCTTTACATAAATTTGTTTTGAGAAGTAAAATTTTTGGTAACTTGAAGTAAAAATCATCACAT  
AGTTTTTTGCAAAAACAAGGTGTGCTGCTATATCTTTTTTTTTTAACAACCTTTAGAGGATATATATTTA  
GTACATAATATTCAGCCCTATTTAGTACTAATTATCTAAGATCTTGGTTAAATTTATATGAATACCTT  
TTTTCAAATTTGTTGTTGTAGGTTGATTAACATCTTGGATGCATACCAGAAGCAATCTGGGAACAGGTT  
GTGGGATGCTAAGCATGAGGTATAATCTTATTCTTATCTTTTTAATTAATAGGTAATTTTTATTATTAT  
TTGTTGACATTTTTCCCCCTTCGAACATCCTAGGTTTCTGTACGAAGTTGAATATTTTTTACTAAAAGTA  
CGCAAAGGAACCTTGAATATGATTTCCATGAACAGATCTACAAATGGGAAGTTGTAGTTTCAATGATC  
TCTCAACATTTTTTAGATTTTTTTTTAAAGCAAAAAGGACGATAAGTTTTTATGAGGTGTTACATCTATGGC  
CTGATCTGGTAAAAAATATTCATATTCTCTTTTCTTCTTCTTCTTCTTCTTCTTCTTCTTCTTCTTCT  
ACTTTTTGTAGCAAAAAGAAAATTATATTATATCTTGTATGTGCAATGAAACCTCTTTTTTATGAACTA  
TCTACTTTACATGGTCTTTTTCCATGTAACATTTAAAATATCATGTTCTAAAGGTTTATCCGCAATCTG  
CCTCTATCTGTATTTATATAGTATAAAAATTTAGGGTTGTATTTTTATTTACTAATATAGCTATTTGGG  
CTGTTTCTAATGATGTTATTTTTTCCAGAACCTCAGCAACGAAAATAGAAAAGGGTCAAGAAAAGAGAATGA  
TAATATGCAATTTAGCTCAGGTGCAATTTTTTCTTATCTCCTGATTGGAAAAATATCGAATATTAT  
TAAATTTAATTATTTTTTATGCAATTTCTTCCGTCATTCTCGTCATGCATTATTAATTGCTATAGG  
CACTTGAAAGGAGAAGATGTACAATCTTGCACCACAAGGAGCTTATGTCCATTGAATCCGCCCTCGA  
AAATGGACTTGCTTGTGTTCCGAGAGAGGTAACAAACCGTCAATAAGTTCAAATTTGTTATATAAG  
AAATATCTTGTGTTGGCTATACCTTAACCTCCCTTTTATAGCTTTTCTGGGCTCTAAGGTCATGATCATCT  
TTGATGCGACACTTGTAATTAAGCTAAGCGATTTTTTTTTAAAACGAGAAAATTTAACACGACTGAGATG  
CTAAGATCGTAGTCTTCAAGGTTTCCCTCAAATTTATATATAAAAAGCAATGTTATTCTTTTTTACCAACTT  
TCCTTTCATGCTTTCTCTCATCTAGAGTGTGAAAAGTACTGTGAAATCTAGAAAATACTATTTAAATGG  
ATAGCCAAATGAAACTAAAGCTTACAATTCAAATAATTTTTGTTTCTTTTTGAAGATTAACAATTTAA  
ATATCGTTTTAGATTGATCTCATAATTATACTTGGCCACCGAGTGTATCATAGTACAACCTCAAAGGAT  
TGATAAACATCCAAATTAATTAACATTAATTTTTTTAGCTAGTTTAAATTTCTCTTGAACCGCGGAGA  
GTAATCATAACTGTTCCCTTCAAGTCGCACAAAAGTAATTTGTTATCTCATTTACTACCTTTTTTGTGT  
TACAGATGGAGATTTACAGGATGGCAAGAGAAAATGTAAGAAGAAAATGAAAATGCTTATGTTATACT  
AGGGCCTTCTTGTATTAATTAATTAACCTCTTAAACGATTTTATGTGTATCTGAACATATT  
ATTGCACCATCCCTACAAATTAATAATAACATTAATTTTTTAAATTTTTTAACTATTTCTACATTTCCAAA  
GTATCGCTCTCATAACAGAAACGGAGTATTTTGAAGTCCCTGTGATCAGACTTGTGACAAAAATTTATC  
CACACTGTTTCTAAAAATAAATAATGTTTAAATTTATATAAAATTTAAGTTTTCAAAAAACTAGTCTTTCT  
TTTTCTCATAACTTTCAAAGAAATTTAACTATAAGTCTATAACTTTATTTTTGGGAGTCCTAATTTCT  
ATGAATTAAGAAGTTATTACATCCTCTAATTTATTCTTGGTCTACAGATAAATTTTTTACATAAATA  
AGATATGGATTTGGTAATAGATTAACAAGTGAGGAGATATCTGATCATTTGGCGGAGGTATAAGGACA  
AGGGATTTGCTTGAGCACCCCCACAAAAAAACAAAAACAAGAAAATTTATATAGTTTTGATTTTTTTTT  
AATAAATATGTGACATATGCACCCCACTAAAACCTTATAGCAACCTCATTATTTGTTTACTTTT  
TCAATGTCTAATCCAACACATTTCAAAGAAAAAAGAGACTTATGTACAATCTCTCTCAAAGACCAA  
ACTCAATAATTTCAAACCTAATTTTTTTTTTTCACATTTTTTGAACCTGTGGGTAGATGGAAAATTTGATATT  
TTGCAATTTTGTATTACCGGAGAAGATGAATCTATTGACGTGCGTAATATTCTGACTATTTTTATTAA  
CATGAAAACAATGAATTTGTTGACTTGGAGATCCGATTTTGTATATATTATCTGTTGCAATTTTTTC  
TTTTACATCTCTCCATTTATTTTTCAACCCCTTCAATTTGATAATGTCTCCGCCCTGATTCTGATAC  
ACATATAATCTGGAACATATAATATAATGCTCAATTTGGAACAAAATAGCAGTCTAGTCTTCTGTTAAA  
TTCAGATAATTTATACTTCCGAAATGTTTACATACACATATCTCCCCAACTAAGTGTCTCGTTATCTA  
GACAAGTATCAGGGCGAAGCTAATTAATGTATACGTAACCTCTAACACTTGCTAGACCATCCTAAGGT

AATACTAAATAAGCACACATTTTTTCGAGGTCTTTTACAAATTTTAGAGTTCACATTCATTTACTTAC  
CAACCAATTTACATTTTTTATTTGTGTTTTCTTATACCAAATGCATGGGCAAGAACAATATAGTTTTTT  
TCTTTGGGCAGTTTGCTGACAAGGAAAGGGTACTGGAAGATGAAAACAGGAGCCTTACTTACCAAATG  
GTATGCTTTTTAAGACTCTTCTGTATACTTGTATATATGTAATTCCTTAGAAAATAACTTCTCTTATGT  
CAAGTCAATGGCTATACTTTTTGTTTCATTGATGTCGTTAATTTGGCGACATCTCTTGTAGCGACACAG  
CAATAATAAACCTTTTTGTTTACTTAAACATGCAAAACAAATGGTTTATTTTTCTTTGGGCAGTTTCCCTGTA  
GTGAAAGATTTTACACCTTGCACAACATATTTGGTACCTCAATTTGGTTATTTTTATGGATTAAGCAT  
AATATAGTAATTTGTTGCTAATTTGAACTAAGACTCACTTTTTGCCAAAACTAAGAACCTGACCACA  
AGAATATAAGTATTTTATGTGCGATTGCTCCGCTATTAATTAATAAGAGAGTGTAAATTTTATCCCGTCT  
ATTCATGAGTAATGCAAGGTTCAATTTGATACACTCAGGGCTGGAGTATTTATTTGTTGCACCTAAT  
CTCGAATTTTTGGAGGAGGAAAAAGGCCTTTCTAGAACAAATTTTTTAATAAAAAGATGGTGAATATTT  
CCTATTTTACTAGTAACCTGCACCTTATTGTCATTAGCATTGATGTAGCCTAATTAATTTGGTAGTAATTT  
TTATTTGTAACGTGAGTCTGTGATGTAACAAAAATAAACCCTGCATATATGCATTAACCTTCTAAAAA  
TGAAAATCCGGCGCCTTTAATCGGCCAGCGTATGAGCAATTTGGTTGTGGTGAAAGCCGCTCTCTGGCTA  
CACTTCTCCTAATACTCAGTGCAGAGTACGAGGGAGGATAACAACACAAGATGACAAAATGTCTCTGA  
AGTATAAAGGAGTAAAAATATATTTTCTCCACATTTATGTAAAAATGTAGTTTATGCAATTACAGAT  
CGATAATTGTAATTTATGCAATTACAAATCCATAATTGCAATTACAGATCAACATTTACTTTCCACCC  
TTATATCCAAAAACTGAATGTAACAATGATTTAATTTGCTTCGATTAACTTCTTGTGTAATTTCTT  
GCAGCACCACCTGGTGTATGGATATAGAAGCGGGGAAATGGAAAATGGATATAATTACCAGTCTCAA  
TGCCATTTTTCTTCCGGGTGCAACCGATTAGCCAAATTTACAGGAGAGGATTTAAATATAAACTCAA  
AACAAATTTGTCGTAATGCTCTACTTAAAAGTAGAATTACAACCTAACAACCTTAATCTGATTTAAGTGAT  
ATGAACCTTGATAAAGCATGATCAGTTTTCTAAGTGAAAAAGTTTTACTCCCTCAAATATAACATCTC  
ACTAAGAAACCTAACGTGACTTTGTTTTCTGAGGCTTCTATTTGATGTATATTTGTTGTGACTTCGTTTG  
AGTTTTAAACTTAATTTGATTTCTTGTTCAGTTTCATTTCTGAACGTTTGATTTTCAATTTGTATTT  
GATGATTGTATTGGTTTGTGCTATTTTATTTCAAGTGTAAATTAATTAATACGGATTACGCAATGC  
CTTTTCACTAGACTTTAATATCTTATGAGAGTTAGATAATATACATTTTTCAGACGCAATGCCTTTTCA  
CTAACTTTAATATCTTATTAGAATTAGATAATATACATTTTTCATACGAAGCTTTTCTCTAGGCCCTCG  
ATATCTAGT

**PvG50 (+/+)**

TCCACATTTACGACCGATTTCGTTTACTAAAAAATACAAGTTAAACCAACTCGGTTTTATTTTTATTTTAT  
TTTACTAAGAAACCAAACCAAACCAAATATTGACTATCCATAAAAAACATPATCTTTTTGGTAATAACA  
ATTAGCTATAGGACCAGGTTGAATTAATTTTCATCATTGATATAAGGTCCCTTACACGATCCAAACT  
GAGTAGTTTTCGACTTAGACAACCAAATAGAAACGTAAGAAGTATATAATAATTAATCAAATAAAATAGT  
CATAAATAAAAACTTTACCTGCAAAAATACCAATAAAAATGAAAGTTACAGGATCATAAACAAAACACTAC  
TGTATCTAAAATGTTCTTAAATTAAAAATTAAAAATTAAAAATTAAAAACGTCGGTTCCCTCTCAAAAATCT  
CTTCTTCACTTAAATAAATCAATAAAAATACAACCTTAAAAACACACACACACACACACACACACACACA  
CACACACACACAAGCTCAATTAATGGCATCTACAGACTGGGCTCATCAGCACCAAATCTCCAGAA  
GAATATCCCATCTCTATCTCCTGATCAGGTCCATACAGCTCATTAATACCCATTTACTGTTTTTTTTT  
TTAAATTAAGTGTTTTTTTTTCTGATTTTTTTGATAATAATTTGTTTAATTAGATTGAATTGGCCAAG  
ATGTTGATAGAGATGGGTGAGTCCACGTTTCCAAAACCTGGGCTCCACCTGGAGTTGATGATGATGA  
GAAAAAATCTTTCTTTGATCAGGTACTTTATTTTTATCTTTTTTATTCATTTGGGTATTTTTTTTTTATT  
CAATTTGGATATTTCTTTTTTAATTTATTCAGGTTATTGTTCTTTTTTGTAAATTTCTCTAGATGGGTCA  
ATTAATTATAAGTTATTTGGTAGTGGCATAGTTTAGCAGCATTGGTTTTGTCTATCTTCTAAATTAGG  
CTCCTAAATTTGAAGTCCTTCGATTATGTTAGGAATTTTAGTATTTGCCACACCTTTTAAAGTTGGCTT  
ACTTTTTTCTTATTATCTGTATTCTGTAGTGCATATGATGGGCTAAAAAGTATTTTAATAAGCAAA  
ATCTTAGCTGAACCGTATTTGCAAGAGCTATGGTAGAAGCGTAAAAAATATAAGCTTTTAGCGGCCA  
TAAAGCTGGAAAGTTAGCTATTTAAGCTTTGAATCGAGCTTTTTTACTATGAAGCACGCTTTTTTAAAA  
CAGTGGAGCTTAAAAATACAAAGTATTTTTGTTTGTTTTTGCTTTTTGCTTTTTGGCCTAGAAAAGATTT  
TAGGCTTATAAAGTCTTTGTGTTACTCATTAGTATGTTTGTAGTCTTTAAAAGTGTATTAATATTGCTG  
CTTAATCTAATGTTGTGGCGACCTGATTTCTAAATCCTAACTCAAGTCCGTGATCTGGTTTGTGTTGT  
TTCTGGAATGTACTTCAATTTCACTTTTTCGTTAAAAGCTTTGGAAGATAGGCACATGTGAGTATGCTGTG  
GTCGCAACATCTCTGACTACTTGTAAAGTGTGGGAATGAGTTTCGTGCATCGATGTCATGCAAACTC  
GAATCTCTTAATGGAGTTTTTTTTAAGAACACATCCGAAGCACTAGGGTCTTGTATATATTTCTCTAGCT  
TTATTTAACGAACAACAAGCGTTATTTGGCAGTCAAACCTGTTGAGATTGTTGATTTTTGGTTAATGTGT  
CTATCGGTTAAAAGAGTCAACATATACACGTAGTTGAGTTCCTATCAGTGAGATTTTTGGATTTTTCT  
TTCTAATTTGATAGGATCAGAGTTATAGATATCAGCTGAGTTGTTAGTTTTGTATTAGGCTCAAGATATTG  
ACAACCTGTTGATGAATGTTTTTTCATGAAATTTAGTAAACAAACATAGAAAATACGATGTTTGCCTCTG  
AATCTTCAACGAAGTCGTTAAGTATGTAATTTAGATTGATTGTTTTTTTTCATCGAAATGAAAAAATG  
TTGCGGAGATGAAGGCCATCACTTTAATTTGATAATTTATTTGGTTGTTAGGTTTATATATCTTCAATCA  
AAAGTGCAGCTTGCCCTTTTTTTTATATTACAACATTTATCTATTTCAATTTGCTTACGTATCTAACT

CGTTATCTTTCAGGGGGCTCGTCTTCATTCAAGCTATCCAGGGGGCTTAGCTTCATATATAAAAACTG  
CCAAAGAAGCTCTTGGCCGATTCAAAGTTGGGAAGAATCCTTTTGATGGATTTGCTCCTTCTGTAAGC  
AAATATACTCTTGTGTTTTAAAATTTAAAGAACAATATTCCTTTAAATCTTCATGTATAGAGAGAATGG  
ACTTGAATAAAAATAATGAATTTTTTTTTACGAAGGTGCCTTCAGGAGAGTCTTTGGTTTTCCGGAGATGA  
TAATTTTTGTCCGATTTGAGGAGGCTGGTGTGAGAGAAATGGAGAAAGCTGCATTCGTTCTTGTGCTG  
GTGGTCTTGGTGAACGTCTTGGATACAACGGAATAAAGGTAAATTTATTACAGGCAATTTTTATTGGTA  
AAATCTCCCCTTTTTTACACCAAACAATCTATAACAATCAGTATACCTATCTATTAAGTTTCACAAC  
TATGACACCGAGTCTATAACAATATCGAACTATTAGTACACCAGGGCTAAATTTTTTACTTAAAACTAA  
ATAACCAAGTCTTTTTCTTATGAGAAAATAATTATAATTGTTTCGCATAAGTTGGTGTACTTGGACCAA  
TTTGCACAAAAATCCAAACGATGACTACATCAATGTTAACACTTCCACCTTAAAACTTGTGATTT  
TACTTTTTCAAAGCAAAAAAAGAAGAACTTGTCTTGTCTGGAAGGTTGTCGTTTTCTCGTCTAAATTTG  
TGAATGTTGATAGGTTGGTGTAGTTGTTAGATTTTTGTAGATTTTGTAGATTGGTGTCTAAAAATGGAGCTTTAAAA  
GTATGGTGTGGTAATTGTTTGTATTTTTGTTGATTAATGTGACTAAAATGGAGCTTTAACAGTATGGT  
GTACAAATTGTTAAAAAGTGATAGGTTGGTGTGAAAAACAATGATGTTTTCCCGATCTTCAATTTAATGTT  
GGATCAAGCATAACTAGGTGTCAATATGATTTTACTAGTTAGCATGTCATGAGTGATCCTAAATTCCT  
TATGTAACCTCCTTGATTATTTGAATATATCCAATTACTTTGTTGTAACATGCTGGGTATTGGCATCG  
AATTAAGTACTATAGTTGGGTGTTGTACAACCTCAAACAACCTCCATGTATCTATGTTTCTCTCTAGGT  
GGCTCTTCTCGAGAATCTTCTACTGGAACATGTTTTTACAGCATTATATGGAGTCTATTTTGGCCT  
TACAGGAAGCTAGCCATAAACTGCAAGGAGGTTTACTTTCAAACCTTAGGCCCTTATTTTGTATTATGT  
GAACCTCTTCTATTAATGAATATGAAATTATCTGTTGGTCTCAAATGTGCTTTTGTCTTCTGTTAGTTA  
GTGACCCTTCAAGGCACCACAATGCTATTGTCTGGTAATATGAACGTGGAAGCTTCTTCTGAACTTT  
TTAGCTCAGGTTTTGAAGCGAATATTTTTTTTTAACAGGACTAGTTACAAATGTATCAACTAACTTGTACT  
GAGATTTCAATTTTTATACGCGGACCTATACAAGTTTGAATTAGTCCCCTAACCTAACATTTTTTTTTT  
CGATTTATACATTACATTGAATCAGCCATTGTTTAGGGGTTAAAAATAGGAACATTTGAAAAGAACT  
GTTCAAAGCAAAAAAATAAAAAATGAAGAAACAAATCTGACTTCTTATTCATAAACTTCAACCA  
ATTACTTTGATTTATTTTTGGTACACTAAATGACTAGATTGCCAAGAATAATGTTAAATTAGTATAG  
AAATTGTTAAGTTTGTATAACAACATAAAATCAGCTGATAAGTTAGTAGAGAACTTTAGAATAAATA  
AATTAATGCAACAGCTGATATAAGCATAGTTAATACACACATCGTAGTATTTTTAGCAACATATTT  
CTTTAAACTTGTAGGTGGAAGCGAAAGACAGATTTCTTTGTTATAATGACATGATACATACG  
CGCGTACTTTGGAGCTACTTGAACCAAATTTCTATTTTTGGAATGAACCTACTCAAGTAAAACTATTA  
AAACAGGTAATAGACTGATACTGGCCGCTACTATTATAAAAGAGGATATTCCTGTAGAATAGAATTGCA  
TAATACATCCTATACTTTCAGGAAAAAGTTGCTGCTTAGATGACAATGATGCAAGACTTGCCTTGGGA  
GACACGTAATAATTACAGAATTCAGGTGAATTGCTTAAATCTTTGCTTTCAACAGTTATTGGAAAACA  
AGTATGCTCATTTTTCTTACCATTGTCATGCCTTTTTCTTATTCACATTTTTTGTGTGTGATTATAGACG  
AAACCGCATGGCCATGGTGTGTTTCTTCTTTTATTCAGTGGTCTTCTTAAAGGAATGTTACGT  
TAAATATGGTAAAATACAAATAACCCGCTGTACTATGAGTAGTTTGGAAAGTAACTCCATTTACTTTG  
GTTACTAGGAATGAACACCCACCTACTTTTTAACTTTTGCAAACAATCTCTGTATCAAATTTAAATG  
GCATAACGTTGTCGTTAGTGATCCGTTTTGGATGTCTTTTGATACATTTACCTTGTAAATATCTATG  
CATGTAAGACAACAGCTAGCGGGGAAAAAATCAATTTGATCAAAAAGCTGTATAGAAGCAAATCATT  
TATTTTTTTTTCAAACCCGAATGCTACTGGCATTGCAAAAAGATATCTAAAAGAGAACATGAAAAGATAGAA  
AATGAATCATCCAAAACGAATGACCGAGATTAAGTTTTTGTCTTTTTAAAAATGGATATAAGGTTGG  
TTGCAAAAATGTAATAGTACATGGGTTTATTGCAAAAATACCAGAGTGTCTGGGCCATTTGCACCT  
GATCGTTAAATATTCAGGTTGCAGAATTTAACTACTCTGAATTTGGTGTATATCTGTTTTAAAAGGC  
ATGCTGCTGGTTTGGATGGGTTCTTTTTTTCCAAGATACCAATGGACTTCTATTCAAGGTTTCAATAG  
TGCTTTCTTTTAAAGCCCTTATAGCTCGTTTTGTTGTATGCTATCTTCTTATCAATCTTTGTATATGT  
GCAGGCAATTCATCAGCTCTGGCGTAAGTGTACCAAAACAGTACCATGPAACCTCTCTTGCAGTGC  
CTCGTAAAGCTAAGGAAGCTATTGGTGAATTAACAAATGACCCACTCCGATGTAATTTTTACTACT  
CAGAAGCTCTCTTTTTTTTGAAGCTTTGAAGTGGCTGTGAGCTTTAAGATTTGTTATGGTAAGACTTTT  
ACCGAAAATAAAGTTTCATGTCTGGTATGTGGAGTATGATGCTTAGCTGGCCCTTATATGCCTGCAGA  
ACATGTTCTGTGTAAGGGATGATTATTGTTTACTACACCAACCTATCGGTGGTTAAGAACTGCATAC  
TCACCTTACAAGATTAACAATTTACATACTCACCTATACTAGATTCATCAATCAACACACTCCAGTTA  
ACTTGTGTTAACTTTTTTAAACAGAGTTTTTGGTACGTGCGACGTCTGTTTTACCCTTAAATCGTAACT  
CGGAGTGGTACATGATCACACGTGGCCAAACTTCTGTTAAAAAGCTAACATAAGTTAACTGGAGTGT  
GTTGATTGATGAATTTGGTATAGGTGAGTATGTAATTTGTTAAATGTTAATCTTGTAAAGGTGAGTTT  
CAGATTCTTAAACCACCAATAGGTTGGTGTAGTAAACAATCATTTTCCCTTTGTGTAATGATTTGACT  
CCTATATTTTAGCAAATATGTGAAATATTGTGGTCTTTCAGGATTTACTGTTAAGATACTCATGGATT  
AACTTAGGGTGCAAACTGCAAAACCACAATTAATCTCGTGAAATCAAACTGATAACCGTGCGTACA  
ATTCTGTTAAGCAAATATAGCTACATGCTCCTCGTTCGAGGTGAATAAAAACTGATCATGGTTTTGAC  
GTTTTTACAGATCTAAGTGTCTGGCGGTTCAAATGAGATATCTTGTATTTGACTTGTAAATGCTAAG  
GAGTCCAACATGAGATAGTTTTGCATGTTAATAATACCATTCAATTTTTTATATTTATGATGGAATGTA  
AGTCATTAGTCACTATTTCTTATTTGGTGTGTGATAATATCAGGTAGAGCTATGGTAATTAATGTGG



ACGCTTTGCTTCCGTTTCTCGTTATTTCTTATGATATAGGTGAGCAAAGAAGTTGCAATGAAGATGTA  
TAAAGATATGGTTACGCTTCAAACATATGGATAGTATATTTTATGATGCACAGAGACAAGGACGTATTT  
CTTTTTATGTGACTTCAATGGGAGAAGAGGCTATCAATATTGCCCTCAGCTGCTGCACCTACCTTAGAG  
GATGTTGTATTGCCGCAGGTACAATATTAGTTAGGGTACAAGTCTTTCTTAAATACATAACTACTTTAT  
ATGTGTAATCGTAACTAGCCTATTGTTGGTACTCGTCAACTACGTAATATGCCATGAAGATGTTTTT  
TACTTATTTTTCCAGATTTTGGGGAAGTGATGTATTGAAAAATGCGAAAACATGAGAAGTTTTAGAAAT  
TTCGTTTGTATATAAATTAGTTGAAGGAACATAAGTCTTGAAGCAGATTGCAAAGCTATGGTTGTTT  
TGGGCTTATTTTTCTTTGATTTCTACTTTTCGAACTGAGGGCATTTGTGTTGCAGTTTTTAAGCAAA  
TAAGCTGGATTTTTTTTTGTGGTTCAGAAAAATCTGCAAATATCTAGTTAAGACTTCTAGTTTTACT  
AGCCAAAATGCCAGAAAAATTTGACCTTTTAAGCGATCAATCAAAAGTAGCTAAGATCTTAAACAAAA  
ACTAAAATCAGAGCTTGAAGCTTCAAGCAAACAAGGCTTGTAACTATCTTTAACGAACAAAAAGA  
GTGATCATTCAATTTTGTACTAGCTTAAGTGCATTTATCCCATCATAAGCTGAATTACAACACTCT  
TTAAGGTTATATTTAGAGACACATTCGTGATTTGCTTGTGCACCTTATACCTACATATGCAATGCAGT  
ACAGAGAGCCTGGCATTCTTTTATGGCGTGGTTTCACCCTTCAAGAATTTGCTAACCAATGCTTTGGG  
AACAAATCTGATTATGGCAAAGGAAGGCAAATGCCTATTCATTATGGGTCCAAAAAGCTTAATTACTT  
CACAATCTCTTCGCCAATTGCGTAAGTGTCTATTCTGTTTCTCACTATTTTTTTTATTTTTTTTTGTT  
CTTTCAAATCACTCATATCATTTTTTTGTCTCAGAACACAGATTCTCAAGCCGTCGGTGTGGCGTAT  
TCTCTCAAATGGAAAAGAAAGATGCATGTGTTGTGACTTATTTTGGGGATGGTGGTACTAGTGAGGT  
AATGAAATTTCTGCAAATTTTAAGTTTAGGAACAGGGTGAACAGATAAATAATAAGGAAAAACAAT  
CTATTGTATCATGAATTTTTAAATTTTACCGTAATTTCCAAAACATGTCATTATACATATCAGAAAA  
AAAAACAAGACGCATATTTGTGTTCCCGTCGTGAGACCGTGGAGATTTGCATTAATCAAATCTTGATT  
TGGAGCGTTTTTGCAAAAAAGTGTCCAAGTTGATGTCTAAATTTGATGTCCATATAACCTTTCCCTATA  
TATATATATTTCTGGTATTTTGCATTCTAATTGGGTTGTAATTTTGTGAGGTTGACTTCCATGCTGGGA  
TGAATTTGCGAGCAGTAATGGATGCGCCTGTTATTTTCTTCTGCCGAAAACATGGGTGGGCCATAAGC  
ACTCCTATTTCCAGCAGTTTCGAAATTTCTCGTTGTCAATAACAATTTGATTTGATTTAAAGTTAA  
TATGATCATTTTGCTTCACTTTTCATTTATTTGGTCATTGCTTACAAGTTTATTTCCATTTCTATTGC  
CATTCTCTTAATCTATCATCCCGCGAAACAAAAGGAGTAACAAATTAGCATTTTGCAGAAAAAAA  
CCCATACGTGTTCTTTAACCGATCTAGGAATGAGGTACGCTGTAATAATGAATACTGTAATCAACAC  
CGCTTTGTTATCAAAGCAAATTTTACTTTAGTTTCTGTTTCTTTTCTTTTCTTTTCTTTTCTTTTCTTT  
GTTGTTGCTAAAGGTCAAGCCTATGGAATCCAAAGTATTTCGGATAGATGGGAACGATGCACCTGCTGT  
TTATAATGCCATAAGAGCAGCACGTGAAATAGCAATCACTGAACAAAAGCCATACTGATTGAGGTGC  
ATCTTGTCTTCTGTTTCAAAAATCTGATTTTTCTCCCTTTTTTTTTTTTCAATTCCTTCTTTTGTAAAAG  
TTTTATATCTTCCATGTGAAACTTATGTGCAACTCTTAGACAAGAGAAGAAAAATCGACACACACATC  
TTAATTACTGAACCATAACAACACTGAAATTTAAATTTATCTAAGTCTTTTTTATTTAGTAATTAAGTCTT  
TCCAGATAACCACAATTATGATGAAATAATAACATATCCAAGTTGTGTTTGCCTGTTAGCTTTTATTA  
GTTAAAGATAAATCAATTTAAAGGAGTAATGCACTACGTTGTTTATAGGGTCACTACTGTATGTAAGAG  
TTTTAAAGGTAAAGCGTAGGGGAAAAACAGGACACAGAGTTTACTGTTTTTCTGTACTTATGATGGCTT  
TGAATTTGTTAGGCACTAACCTATCGAGCTGGACACCAATTCACATCTGATGATTCACAGAAATATCGG  
CCAGCAGACGAAATAGAGCACTGGAGAACAGCACGTAGCCCAGTTGCAAGATTTAGAAAATGGGTGCA  
TAGAAATGGTTGGTGGACCGATAAAGACGAATCTGATCTTCGAGAAGATGTCAAAAACAGGTTAGAA  
CAAGTTATGAAGCAAAGTACTACTTATCCGGTTTTCCGTTATCATTCAAAAATGTACTTATAACTGGTT  
TCTGGTTATCGTTCCAAAATGTATACAAACACACACAAGTGATTAGTTCTCAAGCAAACATTTCTGAA  
ACTAACAGGGAAGGAGCTATGTGGTGGGCTAGAGCCCGCACTATCATAGGAGGTGCAGGGTTCGAGT  
CTTGTAAAGGGGTAGGTGTGAAATCCATTGATCCTCCTTAATAAGATTTTAAAAAGAAAAGAAAAAA  
ATATGTGGTGCTCTTAGGGTGAGGTAACCCCTCGGTAATTAACAAAAGAAACATATCATTATGCGA  
TATATTTCTGAAACTAAATCTGACCTACATTTCTGCAAAAGTAATTTTCTCGTGTCTGGATATCTTT  
TTGTTTTGGAACCGAAATGACACCAAGTCAAAGTCTTTGCTTCTATGATTTTTTAGTCTCCAAGCTA  
GGTACAACAAGAATTAACACAGAGACGGTGAATAATTTGAATACTCAATCGAACATGTATTTATATTA  
AACTGATGAATTTAACTGCTGCAGTTATTACAAGCGATACGGGTAGCGGAGAAAAGAAATCCAAGCTCC  
GCTAGAGAATATGTTACAGATGTGTATGAAAGTGTACCTATGAATCTACGCGAACAAAGAGGAGTCAT  
TGAGAGAACTATGAAAAGATATCCACAAGACTACCTAAGGATGTCCCTTTGTAGATGGTATATACC  
AAAACCTATAAAAATGGGGTTGTAATGGCATCTTTGTGGAGACAAAATGCGAAACTGTAAATTTGTTAA  
TGTCAGTAATTTTTCTTTTTTGTGTTGACTAGCTTCTTGTGTCAGTTTTTGGAAAGTTCCCTTACGGGGT  
TGTTTTGATTATTTTCTGTTTTGATGGTAGAATTTAAAAGAGAATAATTCGCTTTCAGCTGATGCTGCA  
AAAAAGATTCATTCAGCTTGAACCTTTCAACTTTTTTCAGCAAGAAACCAAAAAATAGATGAATTTGT  
CAACAAAATAAGGTAATCTTAGGGACCGGATAAATTTTAGGGGTCTGAACTCTGAAGCAAAGTTGTCC  
CAAAACAATACAAAACCTGAAAAAAGAAAGATATGGAGATAAAAAACTGGTGGCACAGGAAACACCGAT  
ACAATAGATTTGAGTAAACAATAGATGACCTTGTAACTTGTTAGTCTGATACGCAAAGCAAATTAATA  
TATTTTTGA

