

2015

Integrated Multiple-tactic Management of the Redbanded Stink Bug on Soybeans in Louisiana

Miyanda Nzala Moonga

Louisiana State University and Agricultural and Mechanical College, mmoong1@lsu.edu

Follow this and additional works at: https://digitalcommons.lsu.edu/gradschool_dissertations



Part of the [Entomology Commons](#)

Recommended Citation

Moonga, Miyanda Nzala, "Integrated Multiple-tactic Management of the Redbanded Stink Bug on Soybeans in Louisiana" (2015). *LSU Doctoral Dissertations*. 8.

https://digitalcommons.lsu.edu/gradschool_dissertations/8

This Dissertation is brought to you for free and open access by the Graduate School at LSU Digital Commons. It has been accepted for inclusion in LSU Doctoral Dissertations by an authorized graduate school editor of LSU Digital Commons. For more information, please contact gradetd@lsu.edu.

INTEGRATED MULTIPLE-TACTIC MANAGEMENT OF THE REDBANDED STINK BUG
ON SOYBEANS IN LOUISIANA

A Dissertation

Submitted to the Graduate Faculty of the
Louisiana State University and
Agricultural and Mechanical College
in partial fulfillment of the
requirements for the degree of
Doctor of Philosophy

in

The Department of Entomology

by
Miyanda N. Moonga
B.S., University of Zambia, 2002
M.S., University of Zambia, 2007
August 2016

ACKNOWLEDGEMENTS

I would to thank my major professor Dr. Jeffrey A. Davis for his guidance, support and his mentorship during my studies. I also wish to thank the faculty and staff in the Department of Entomology for their assistance. I would like to extend my gratitude to my committee members Dr. Michael. J. Stout, Dr. Christopher Carlton, Dr. Seth Johnson and Dr. James Cronin for their advice and time. Many thanks go to Art Richter, Mark Murray, Xuan Chen, Kuku Hernowo, Anup Bastola, Sunil Paudel, Abigail Cox, John Dryburgh, Jie Chen and student workers in the Soybean Entomology Lab for their help in research. I also thank my parents, my brothers and sister for their unwavering support.

TABLE OF CONTENTS

ACKNOWLEDGEMENTS	ii
LIST OF TABLES	v
LIST OF FIGURES	vi
ABSTRACT.....	vii
CHAPTER 1: INTRODUCTION AND REVIEW OF LITERATURE	1
1.1. Soybean Production and Damage.....	1
1.2. Host Plants of <i>Piezodorus guildinii</i> and Seasonal Abundance on Soybeans	3
1.3. Geographical Distribution of <i>Piezodorus guildinii</i> in United States.....	3
1.4. Biology of <i>Piezodorus guildinii</i>	4
1.5. Control of <i>Piezodorus guildinii</i>	5
1.6. Insecticide Interaction with <i>Piezodorus guildinii</i>	6
1.7. Justification of Study	7
1.8. Study Objectives.....	8
CHAPTER 2: CURRENT STATUS OF PARASITOIDS OF STINK BUG (HEMIPTERA: PENTATOMIDAE) EGGS ON SOYBEANS IN LOUISIANA	9
2.1. Introduction	9
2.2. Materials and Methods	11
2.3. Results	15
2.4. Discussion	18
CHAPTER 3: COMBINING HOST PLANT RESISTANCE AND INSECTICIDE APPLICATIONS TO CONTROL STINK BUGS IN SOYBEAN.....	23
3.1. Introduction	23
3.2. Materials and Methods	25
3.3. Results	29
3.4. Discussion	42
CHAPTER 4: IMPACT OF EXOGENOUS METHYL JASMONATE ON ATTRACTION OF NATURAL ENEMIES OF STINK BUGS (HEMIPTERA: PENTATOMIDAE) ON SOYBEANS	45
4.1. Introduction	45
4.2. Materials and Methods	46
4.3. Results	50
4.4. Discussion	54
CHAPTER 5: SUMMARY AND CONCLUSIONS.....	56

REFERENCES CITED.....	58
VITA.....	71

LIST OF TABLES

2.1. Mean eggs per cluster and percentage of eggs parasitized per egg cluster (%) among stink bug species from 2008 – 2010.	16
2.2. Mean eggs per cluster and percentage of eggs parasitized per egg cluster (%) between stink bug species from 2009 – 2011	17
2.3. Sex ratio of egg parasitoid species (\pm SE)	18
2.4. Mean composition of parasitoid species among stink bug species from 2009 - 2011.....	18
3.1. Mean cumulative insect days (CID) (\pm SE) on soybean cultivars in 2011, 2012, and 2013.....	30
3.2. Mean seed damage (%), 100-seed weight (mg), and yield (bushels/A) on soybean cultivars (\pm SE) in 2011, 2012, and 2013.....	36
3.3. Mean seed damage (%), 100-seed weight (g), and yield (bushels/A) (\pm SE) among insecticides applied to Pioneer 95Y20 and PR 4906 in 2012	37
3.4. Mean seed damage (%) (\pm SE) on insecticides applied on soybean cultivars in 2013.....	39
3.5. Mean of 100-seed weight (g) (\pm SE) on insecticides applied on soybean cultivars in 2013	39
3.6. Mean yield (bushels/A) (\pm SE) on insecticides applied on soybean cultivars in 2013	40
3.7. Mean percentage of egg parasitism (%) (\pm SE) on insecticides applied on Pioneer 93Y92, Pioneer 95Y20, Pioneer 95Y40, and PR 4906 in 2013.....	40
4.1. Spraying dates for MeJA in 2014 and 2015.....	48
4.2. Mean number of red imported fire ants (\pm SE) at different sampling dates in 2014	52
4.3. Mean number of red imported fire ants (\pm SE) at different sampling dates in 2015	52
4.4. Mean percentage (%) of stink bug species (\pm SE) in 2014 and 2015	52

LIST OF FIGURES

2.1. Survey sties at different locations in Louisiana	12
3.1. Study sites in Louisiana	27
3.2. Cumulative insect days (CID) of brown complex, green complex, and redbanded stink bugs on (a) Pioneer 95Y20 and; (b) PR 4906 in 2012. Means accompanied by different letters indicate a significant difference ($P < 0.05$) within a stink bug species.....	32
3.3. Cumulative insect days (CID) of brown complex, green complex, and redbanded stink bugs on (a) AG 5332 and; (b) DP 4888 in 2013. Means accompanied by different letters indicate a significant difference ($P < 0.05$) within a stink bug species.....	33
3.4. Cumulative insect days (CID) of brown complex, green complex, and redbanded stink bugs on (a) Pioneer 93Y92 and; (b) Pioneer 95Y20 in 2013. Means accompanied by different letters indicate a significant difference ($P < 0.05$) within a stink bug species.....	34
3.5. Cumulative insect days (CID) of brown complex, green complex, and redbanded stink bugs on (a) Pioneer 95Y40 and; (b) PR 4906 in 2013. Means accompanied by different letters indicate a significant difference ($P < 0.05$) within a stink bug species.....	35
3.6. Cumulative insect days (CID) of red imported fire ants from Pioneer 95Y20 and PR 4906 in 2012. Means accompanied by different letters indicate a significant difference ($P < 0.05$).....	41
3.7. Cumulative insect days (CID) of red imported fire ants from AG 5332, DP 4888, Pioneer 93Y92, Pioneer 95Y20, Pioneer 95Y40, and PR 4906 in 2013. Means accompanied by different letters indicate a significant difference ($P < 0.05$).....	41
4.1. Study sites in Louisiana Study sites in Louisiana in 2014 and 2015.....	47
4.2. Mean percentage of stink bug eggs parasitized (%) (\pm SE) in 2014.....	53
4.3. Mean percentage of stink bug eggs parasitized (%) (\pm SE) in 2015.....	53

ABSTRACT

Stink bugs (Hemiptera: Pentatomidae) are major pests of soybeans in Louisiana and heavy infestations often lead to economic losses. The stink bug species complex has changed in the past decade with the prevalence of the invasive redbanded stink bug, *Piezodorus guildinii* (Westwood), which causes greater damage than other stink bug species. Moreover, control of the redbanded stink bug has been faced with challenges because it is less sensitive to recommended insecticides.

Therefore, studies were conducted to evaluate different control options for *P. guildinii*. Among the studies conducted was the current status of egg parasitoids of stink bugs in Louisiana. *Telenomus podisi* Ashmead (Hymenoptera: Platygasteridae) was the predominant egg parasitoid of stink bugs. Field studies were also conducted to determine the combined effects of host plant resistance and insecticide application, on the abundance of stink bugs and their natural enemies. The soybean cultivar Pioneer 95Y20 had the least pest pressure, seed damage, and yields were higher from these plants. Insecticide application of thiamethoxam provided some control of stink bugs, although it did not impact yield. The combination of cultivar and insecticide application did not have a significant effect on natural enemies of stink bugs.

Lastly, a study was also performed to demonstrate the effect of synthetic plant volatiles on natural enemies of stink bugs in the field. Results from this study showed that methyl jasmonate had a significant impact on the number of fire ants collected during a 5-minute time interval. Overall, results from this research provide important information on the integrated pest management (IPM) of *P. guildinii* and other stink bugs in Louisiana.

CHAPTER 1: INTRODUCTION AND REVIEW OF LITERATURE

1.1. Soybean Production and Damage

Soybean, *Glycine max* (L.) Merrill is the major oilseed crop grown worldwide and constitutes over 50% of the world's total oilseed production (USDA 2015). Soybeans are an important source of protein for human and livestock consumption (Clemente and Cahoon 2009), and biodiesel for industrial purposes (Cao et al. 2005). The United States is the major producer of soybeans (Masuda and Goldsmith 2009). Over 80 million acres of the crop was grown in the United States and about 105 million metric tons were produced in 2014 (NASS 2015). In the same year, NASS (2015) reported that soybeans were planted on approximately 1.41 million acres in Louisiana and this area produced 2.1 million metric tons.

However, production of this crop in Louisiana is negatively impacted by insect pests. Major pests of soybean include insect groups that are defoliators, stem feeders, and fruit feeders (Steffey 2015). The major defoliating species of soybeans are soybean looper *Chrysodeixis includens* (Walker) (Lepidoptera: Noctuidae), velvetbean caterpillar *Anticarsia gemmatilis* Hübner (Lepidoptera: Noctuidae), and green cloverworm *Hypena scabra* (F) (Lepidoptera: Erebidae) (Wier and Boethel 1995, Baur et al. 2000). The lepidopteran pests cause holes in soybean leaves and skeletonization of whole leaves can ultimately reduce seed and pod numbers (Lorenz et al. 2015). The most important stem feeder in Louisiana is the threecornered alfalfa hopper *Spissistilus festinus* (Say) (Hemiptera: Membracidae) that causes girdling on stems (Mitchell and Newsom 1984) and leads to yield loss (Stewart and Catchot 2015). Stink bug (Hemiptera: Pentatomidae) species in Louisiana are economically important fruit feeders of soybeans (Steffey 2015). The stink bug species complex in Louisiana includes the redbanded stink bug *Piezodorus guildinii* (Westwood), southern green stink bug *Nevara viridula* L., brown

stink bug *Euschistus servus* (Say), green stink bug *Chinavia hilaris* (Say), *E. quadrator* Rolston, dusky stink bug *E. tristigmus* (Say), *E. ictericus* (L.), *E. conspersus* Uhler, red shouldered stink bug *Thyanta accera* McAtee, rice stink bug *Oebalus pugnax* (F) and *Edessa bifida* (Say) (Stam et al. 1987, Baur et al. 2000, Temple et al. 2013a).

Stink bugs puncture young tender seeds and this action can cause seed abortion and deformation (McPherson et al. 1994). Additionally, plant pathogens can gain entry through the puncture (Daugherty 1967, Russin et al. 1988) and cause damage that results in yield reduction or poor seed quality (McPherson et al. 1994). Reduced oil content and delayed maturity are also characteristic of stink bug damage (Boethel et al. 2000). Stink bugs also cause retention of leaves at harvest, especially when they feed on soybeans at pod development or seed filling stages (Costa and Link 1977, Panizzi et al. 1979). Overall, stink bugs are the major economic pests of soybeans because they infest a larger area of the crop in Louisiana and may exceed the economic threshold in 83 % of the infested areas (Musser et al. 2014). Furthermore, this level of infestation accounted for 45.3 % of the total insect pest losses amounting to \$24.6 million in 2013 (Musser et al. 2014).

Currently, *P. guildinii* is the predominant stink bug species in Louisiana and accounts for about 54% - 65% of stink bug populations on soybeans (Temple et al. 2013a, Musser et al. 2014). This pest has also been reported to cause the highest amount of damage on soybeans in comparison to other phytophagous pentatomids (Corrêa-Ferreira and de Azevedo 2002). The extent of damage caused by *P. guildinii* could be due to the pest using some of its host plants as refuge and not food sources (Panizzi and Slansky 1985b). Therefore, the host plant range, geographical distribution, and abundance of *P. guildinii* on soybeans, life history, and control of *P. guildinii* are reviewed below.

1.2. Host Plants of *Piezodorus guildinii* and Seasonal Abundance on Soybeans

The cultivated host plants of *P. guildinii* include soybean *G. max*, cotton *Gossypium hirsutum* (L.), alfalfa *Medicago sativa* L., coffee *Coffea arabica* (L.), common bean *Phaseolus vulgaris* L., and pigeon pea *Cajanus cajan* L. Millsp. (Fraga and Ochoa 1972, Panizzi et al. 2000, Baur et al 2010). On the other hand, wild host plants of *P. guildinii* include rattle pod *Crotalaria brevidens* Benth., lanceleaf rattlebox *C. lanceolata* E. Mey., hairy indigo *Indigofera hirsuta* (L.), and white clover *Trifolium repens* (L.) (Panizzi and Slansky 1985a, Panizzi and Slansky 1985b, Panizzi 1997). However, *P. guildinii* prefers feeding on soybean seeds, and colonizes soybean fields during the summer (Panizzi et al. 2000), and the wild plants are used for shelter when cultivated hosts are unavailable (Panizzi and Smith 1977, Panizzi and Slansky 1985b, Zerbino et al. 2014).

Generally, the stink bug populations in Louisiana tend to peak from June to early August on the early planted soybean (Baur 2000). Stink bugs overwinter as adults and they colonize wild hosts or crops in early planted agro-ecosystems (Yeargan et al. 1983). Soybean plants at pod fill (R5) and full pod (R6) (Fehr et al. 1971) seem to be the most suitable for *P. guildinii* and its life cycle depends on phenology of the soybean plant (Oliveira and Panizzi 2003). An increase in both nymph and adult stink bug populations were observed as the soybean progressed towards physiological maturity (Vyavhare et al. 2014, Smith et al. 2009).

1.3. Geographical Distribution of *Piezodorus guildinii* in United States

The first reported occurrence of *P. guildinii* was on the Caribbean island of St. Vincent (Stoner 1922) and (Genung et al. 1964) later reported its presence in United States. Presently, *P. guildinii* is the predominant phytophagous pentatomid in Louisiana and part of Texas (Temple et al. 2013a, Vyavhare et al. 2014). It is also present in Alabama, Arkansas, Mississippi and

Missouri (Smith et al. 2009, Tindall and Fothergill. 2011, Musser et al. 2014). The presence of *P. guildinii* in Louisiana was first reported by Baldwin (2004) and it was later found to exceed the economic threshold in Louisiana (Temple et al. 2013a).

Temple et al. (2013a) reported a high percentage of stink bugs in the early maturing soybean cultivars. However, *P. guildinii* populations were observed to have declined in the late maturing cultivars (Temple et al. 2013a). Currently, the early maturing cultivars that are classified as very early maturity, early maturity and early medium maturity are grown in Louisiana (Levy et al. 2014). The emergence of *P. guildinii* as the most serious stink bug pest could be due to changes in cropping system (early soybean production system) (Ashlock et al. 1998, Baur et al. 2000). Early soybean production system was initially proposed as a way to avoid high temperatures and long drought periods in the midsouth (Heatherly 1999).

1.4. Biology of *Piezodorus guildinii*

P. guildinii eggs are dark and spined, and usually deposited in alternating positions in two rows (Bundy and McPherson 2000), mainly on leaves of soybean (Temple 2011). Generally, the incubation period of eggs is about 8 days (Panizzi and Smith 1977). After hatching, first instar nymphs cluster around the shells and start to feed when they reach the second instar (Panizzi 1980). Second and third instars are usually gregarious with dispersal occurring throughout the field during the fourth as well as fifth instars (Panizzi 1980). The five nymphal instars have duration of 3-13 days whilst development from oviposition to adult takes an average time of about 39 days (Panizzi and Smith 1977). Additionally, the average longevity for females, and males is 41 and 34 days, respectively (Panizzi and Smith 1977). However, an interaction between photoperiod and temperature could be responsible for adult longevity. Zerbino et al. (2013) reported that adults lived for shorter days under a long photophase (14 h). In addition,

adult females reared under a long photophase (14 h) showed better reproductive performance (Panizzi and Smith 1977, Zerbino et al. 2013).

1.5. Control of *Piezodorus guildinii*

Economic thresholds and insecticide applications are important in the management of *P. guildinii* (Davis et al. 2009, Bommireddy et al. 2006). Adequate sampling methodology is equally important in soybean IPM (Todd and Herzog 1980, Peterson 1997) and the current economic threshold for Louisiana is 4 insects per 25 sweeps (Davis 2014). Chemical control is also an important component of soybean IPM, and the recommended insecticides for the control of *P. guildinii* are acephate (Orthene, AMV Chemical Corporation, Newport Beach, CA), lambda-cyhalothrin + thiamethoxam (Endigo ZC, Syngenta Crop Protection, LLC, Greensboro, NC), bifenthrin (Brigade, FMC Corporation Agricultural Products Group, Philadelphia, PA), zeta-cypermethrin + bifenthrin (Hero (1.24), FMC Corporation Agricultural Products Group, Philadelphia, PA), imidacloprid + cyfluthrin (Leverage, Bayer CropScience) and clothianidin (Belay, Valent Agricultural Products, Walnut Creek, CA) (Davis 2014).

Trap cropping may be effective for the management of stink bug complex species and the early planted soybeans can act as a trap crop for late planted soybeans (Baur et al. 2000). McPherson et al. 2001, Gore et al. 2006). This is because concentrating ovipositing adult stink bugs and relatively immobile nymphs in the trap crop allows chemical control to be directed only on that portion of the crop (Todd et al. 1994). McPherson (1996) reported that late maturing soybean cultivars were more likely to have higher stink bug densities and more seed damage than the earlier maturing cultivars.

Biological control agents are regarded as important natural factors in mortality of stink bugs in soybean fields (Yeargan 1979, Orr et al. 1986, Corrêa-Ferreira and Moscardi 1995, Koppel et

al. 2009). In Brazil, *P. guildinii* was naturally controlled by different egg parasitoids by up to 42% parasitism (Corrêa-Ferreira and Moscardi 1995). The authors also reported that almost all of the recovered parasitoids belonged to Hymenoptera: Platygasteridae. *Trissolcus basalis* (Wollaston) was the predominant parasitoid followed by *Telenomus podisi* Ashmead (Corrêa-Ferreira and Moscardi 1995). Further, releasing of *T. basalis* negatively impacted the stink bug population, and population build-up was delayed in areas where parasitoids were released (Corrêa-Ferreira and Moscardi 1996). However, previous surveys conducted in Louisiana on parasitoids of stink bugs were conducted before *P. guildinii* emerged as an important pest. Orr et al. (1986) found that *T. podisi* was the predominant parasitoid species and the varying parasitism rates were lower than 50% on *N. viridula*, *Euschistus* spp., *C. hilaris*, and *E. bifida*. However, natural enemies like parasitoids can be negatively affected by non-selective insecticides (Panizzi 2013). On the other hand, natural enemies like parasitoids and predators can be conserved by application of synthetic plant volatiles (Moraes et al. 2008, Vieira et al. 2013).

Other methods of control that have been evaluated include soybean plant resistance through antixenosis and antibiosis (McPherson et al. 2007, Silva et al. 2013, Silva et al. 2014). From the 17 soybean entries evaluated for antixenosis, eight cultivars showed low preference for stink bug pod feeding (Silva et al. 2014). These eight soybean cultivars that demonstrated antixenosis also had the lowest numbers of probes by stink bugs (Silva et al. 2014). In antibiosis evaluation study, 10 soybean cultivars had low percentage survival of nymphs and some of these cultivars extended nymph developmental time (Silva et al. 2013).

1.6. Insecticide Interaction with *Piezodorus guildinii*

Some populations of *P. guildinii* in Louisiana have been reported to be less susceptible to organophosphates, and pyrethroids because the lethal concentration 50 (LC₅₀) of these chemicals

increased between early and late summer (Baur et al. 2010). Equally, an increase in esterase activity was observed during the same period. Esterase activity has been associated with resistance against organophosphates (Harold and Ottea 2000). However, *P. guildinii* treated with high rates of pyrethroids were susceptible (Baur et al. 2010). Castiglioni et al. (2008) reported that *P. guildinii* from commercial crops (with repeated applications of the same insecticide) usually become less susceptible to these chemical products.

In another study, *P. guildinii* was also less susceptible with varying degrees to different organophosphates and pyrethroids in comparison to *N. viridula* (Temple et al. 2013b). It was also reported that *P. guildinii* was 2-8 fold and 4-8 fold less sensitive to organophosphates and pyrethroids, respectively. Temple et al. (2013b) also reported that combinations of pyrethroids and organophosphates provided the greatest amount of control. The combination of pyrethroids and neonicotinoids also provided considerable amount of control (Temple et al. 2013b). The development of tolerance to insecticides is of great concern to both growers and researchers.

1.7. Justification of Study

The heavy reliance on insecticides has led to *P. guildinii* becoming less susceptible to chemical control as mentioned above. The overall goals of the present studies were to evaluate different control tactics of *P. guildinii* with the aim of reducing heavy reliance on insecticides in Louisiana. Evaluating effects of natural enemies and their enhanced abundance by host plant resistance, insecticides, and plant volatiles on *P. guildinii* would be relevant in providing soybean growers with alternative management tactics. Therefore, three objectives were proposed to achieve these goals.

1.8. Study Objectives

- i. To determine the current status of stink bug egg parasitoids and percentage of parasitism in Louisiana.
- ii. To evaluate effects of host plant resistance, insecticides, and biological control on *P. guildinii* and other stink bug species.
- iii. To determine effects of exogenous application of methyl jasmonate on natural enemies of stink bugs.

CHAPTER 2: CURRENT STATUS OF PARASITOIDS OF STINK BUG (HEMIPTERA: PENTATOMIDAE) EGGS ON SOYBEANS IN LOUISIANA

2.1. Introduction

Soybean, *Glycine max* (L.) Merrill is an important crop in Louisiana with an estimated harvest area of a million acres (Baldwin et al. 1997, NASS 2015). Growers can increase profits from soybean production by decreasing production costs and increasing yields (Boquet 1998, Heatherly and Spurlock 1999). However, production costs can increase due to repeated attempts to reduce pest pressure on soybeans in the field (Guidry 2010). Stink bugs (Hemiptera: Pentatomidae) are among the important insect pests of soybeans in the southern United States because they cause the most economic losses (Tynes and Boethel 1996, Musser et al. 2014). Stink bugs use their piercing and sucking mouthparts to obtain nutrients from soybean seeds (McPherson and McPherson 2000). This mode of feeding can cause seed deformation and the feeding punctures can be used as entry points for pathogens, thus resulting into reduced soybean seed quality and yields (Yeargan 1977, McPherson et al. 1994).

The economically important stink bugs in Louisiana include the redbanded stink bug, *Piezodorus guildinii* (Westwood), southern green stink bug, *Nezara viridula* L., green stink bug, *Chinavia hilaris* (Say) and the brown stink bug species complex (*Euschistus* spp.) including *Euschistus servus* (Say) (Jensen and Newson 1972, Tynes and Boethel 1996, Temple et al. 2013a). However, *P. guildinii*, a native of Central America (Panizzi and Slansky 1985), is currently the predominant stink bug in Louisiana (Temple et al. 2013a) and thus control tactics should be aimed at this pest. This species has been reported to cause more damage than the other stink bug pests associated with soybeans (Corrêa Ferreira and de Azevedo 2002).

Sampling, action thresholds and insecticide applications are the major control tactics used for the control of phytophagous pentatomids (Boethel 2004, Musser et al. 2014). However, *P. guildinii* was reported to be less sensitive to certain classes of insecticides in comparison to other stink bug species (Temple et al. 2013b). Therefore, other alternative management tactics of *P. guildinii* need to be investigated. Biological control is an option that can be used to cause stink bug mortality (Corrêa Ferreira and Moscardi 1996). Egg parasitoids are important biological control agents that cause natural mortality of stink bug eggs in soybeans (Yeargan 1979, Orr et al. 1986, Koppel et al. 2009). Most egg parasitoids of stink bugs belong to the genera *Trissolcus* Ashmead and *Telenomus* Haliday (Hymenoptera: Platygasteridae) (Johnson 1984b).

In Brazil, *Telenomus podisi* Ashmead was reported to parasitize over 50% of *P. guildinii* and *N. viridula* eggs (Corrêa-Ferreira and Moscardi 1995). In addition, a study conducted to examine integrated pest management through the releasing *Trissolcus basalis* (Wollaston) on soybean resulted in stink bug population reductions of over 50%. In the United States, it was also reported that *T. podisi* was the most prevalent egg parasitoid (Yeargan 1979, Orr et al. 1986, Koppel et al. 2009). However, this study was conducted before *P. guildinii* became an important pest of soybeans in Louisiana (Temple et al. 2013a). Currently, the impact of egg parasitoids on *P. guildinii* in Louisiana is unknown, and this study provides useful information on the indigenous natural enemies and their impact on the pest. Therefore, the objectives of the present study were to; (1) determine parasitism of stink bug eggs in different locations within Louisiana; and (2) determine parasitism within the soybean vertical strata and plant structures.

2.2. Materials and Methods

2.2.1. Stink bug egg parasitism across geographical locations in Louisiana.

This study was conducted at two Louisiana State University Agricultural Center Research Stations (LSU AgCenter) from 2008 to 2010. The study sites were located in Alexandria (Dean Lee Research Station) and Bossier City (Red River Research Station) (Figure 2.1). Soybean cultivars, Asgrow 4404 (Monsanto, St. Louis, MO) and Asgrow 5905 (Monsanto, St. Louis, MO) were planted in adjacent blocks of ~5 acres and managed according to the recommended agronomic practices with no insecticide application. Sampling of soybean plants for stink bug egg clusters from each cultivar was performed weekly from pod fill (R5) to maturity (R7) (Fehr et al. 1971). Stink bug egg clusters were collected in 9.1 m of row which was alternated weekly. Clusters were identified to species as described by Bundy and McPherson (2000). Stink bug egg clusters were then placed separately in a 5 cm clear plastic container (Wide-mouth jars; Uline, Pleasant Prairie, WI) that contained grade one 9 cm sheet of cellulose filter paper dampened with distilled water at the bottom (Whatman Inc., Sanford, ME).

Each container with an egg cluster was labeled according to geographical location, collection date, stink bug species, and number of eggs per cluster, and later kept in an environmental chamber (model I-36VL, Percival Scientific, Perry, IA) at $25 \pm 1^\circ\text{C}$, $60 \pm 10\%$ RH and a photoperiod of 14:10 (L:D). Egg clusters of *N. viridula* and *C. hilaris* were grouped together and hereafter called “green complex” and all *Euschistus* spp. were categorized as “brown complex” (Temple 2011). Stink bug nymph or adult parasitoid emergence was monitored and recorded daily. The number of emerged parasitoids was obtained to compute the percentage of egg parasitism [(number of parasitized eggs / number of eggs per cluster) *100]. Parasitoids from each stink bug egg cluster were preserved separately in vials containing 95% ethyl alcohol.

Thereafter, individual parasitoids were air dried, mounted on triangular card points, and identified to species using taxonomic keys (Masner 1980, Johnson 1984a, 1984b, 1985a, 1985b, 1987).

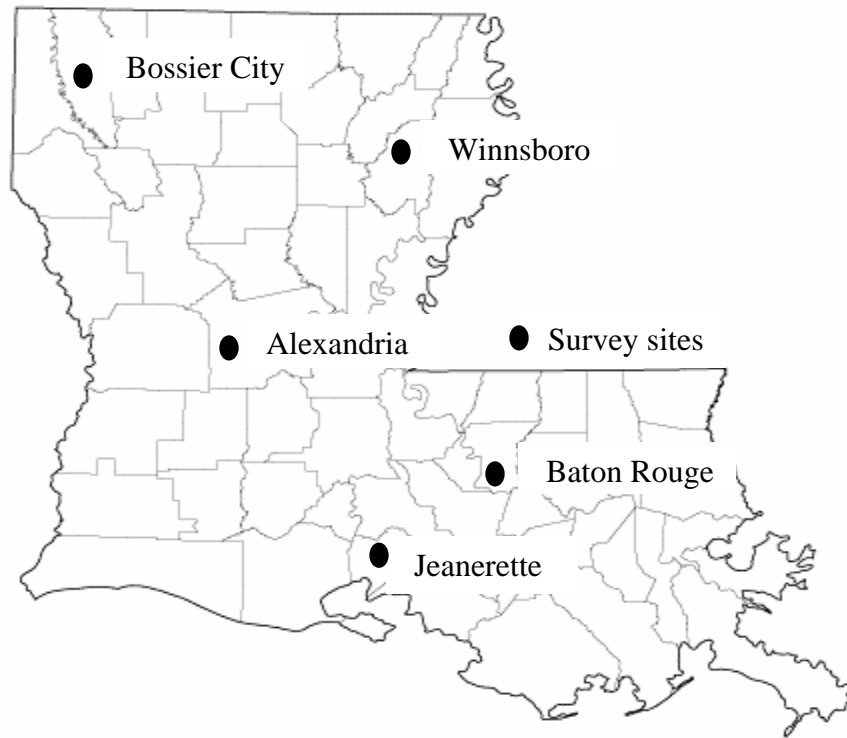


Figure 2.1. Survey sites at different locations in Louisiana

2.2.2. Stink egg parasitism within the soybean vertical strata and plant structures.

Study sites were located at three LSU AgCenter Research Stations in Baton Rouge (Ben Hur Research Farm), Jeanerette (Iberia Research Station), and Winnsboro (Macon Ridge Research Station) (Figure 2.1). Four soybean cultivars, Pioneer 93Y90 (DuPont, Johnston, IA), Asgrow 4606 (Monsanto, St. Louis, MO), Asgrow 5606 (Monsanto, St. Louis, MO), and Asgrow 6702 (Monsanto, St. Louis, MO), were each planted in adjacent blocks measuring ~0.1 ha. Each block was sub-divided into equal six sub-plots.

Weekly sampling of soybean plants in each sub-plot for stink bug egg clusters began at pod development stage (R3) and ended at maturity (R7) (Fehr et al. 1971). Five plants were randomly collected by destructive sampling from each sub-plot on two adjacent rows (the sampled rows were alternated every week in each plot). Height (cm) and number of nodes on each soybean plant were obtained to categorize soybean vertical strata (lower, middle, and upper canopy). Number of stink bug eggs per cluster, location in the soybean canopy, location on plant structures (abaxial, and adaxial surface of leaves, pod, or stem) were recorded, and identified to species according to Bundy and McPherson (2000). Egg clusters of *N. viridula* and *C. hilaris* were grouped together and hereafter called “green complex” and all *Euschistus* spp. were categorized as “brown complex” (Temple 2011).

Each stink bug egg cluster was placed separately in a 5 cm clear plastic container (Wide-mouth jars; Uline, Pleasant Prairie, WI) that contained wet grade one 9 cm sheet of cellulose filter paper at the bottom (Whatman Inc., Sanford, ME). All egg clusters were reared in an environmental chamber (model I-36VL, Percival Scientific, Perry, IA) at $25 \pm 1^\circ\text{C}$, $60 \pm 10\%$ RH and a photoperiod of 14:10 (L:D) at LSU AgCenter, Baton Rouge, LA. Emergence of stink bug nymphs or parasitoids was monitored daily. Percentage of egg parasitism was computed as $[(\text{number of parasitized eggs} / \text{number of eggs per cluster}) * 100]$. Parasitoids from each stink bug egg cluster were preserved separately in vials containing 95% ethyl alcohol. Thereafter, individual parasitoids were dried, attached to triangular card points and identified to species using diagnostic keys (Masner 1980, Johnson 1984a, 1984b, 1985a, 1985b, 1987). Adult female parasitoids were distinguished from males using diagnostic features described by Johnson (1984b) to determine the sex ratio (male / male + female). Some specimens were sent to The

Ohio State University Museum of Biological Diversity (Columbus, OH) for identification confirmation.

2.2.3. Data Analysis.

Data on the number of stink bug eggs per cluster and percentage of egg parasitism from 2008-2010 was checked for normality with Shapiro-Wilk's test (PROC UNIVARIATE) and homogeneity of variance with Levene's test (PROC GLM) (SAS Institute 2013). Numbers of stink bug eggs per cluster were log transformed and percentage of egg parasitism was arcsine transformed when statistical assumptions of normality were not met. Data for locations and stink bug species were then subjected to one-way analysis of variance (ANOVA) in PROC MIXED, and means were separated by Tukey's honestly significant difference (HSD) test with $P = 0.05$ (SAS Institute 2013). Analysis was only done on brown complex, green complex, and *P. guildinii* due to low sample size.

For the 2009-2011 data, Shapiro-Wilk's tests in PROC UNIVARIATE and Levene's test in PROC GLM were performed for normality of data and homogeneity of variance, respectively (SAS Institute 2013). Data was normalized by log transformation for number of eggs per cluster. Percentage of egg parasitism and percentage of parasitoid species among stink bug species were arcsine transformed when necessitated. One-way ANOVA was performed to analyze data in PROC MIXED and means were separated by Tukey's HSD test at $\alpha = 0.05$ (SAS Institute 2013). Sex ratio within parasitoid species was analyzed by *t*-test (Mitchell et al. 2004) using PROC TTEST and their means with standard error (SE) were obtained in PROC MEANS (SAS Institute 2013). Analysis on percentage of parasitoid species among stink bugs and sex ratio were only performed on three out of the four parasitoid species that emerged due to small sample size.

Further analysis of the 2009-2011 data was conducted by categorizing oviposition site (leaf [abaxial or adaxial] or pod) and egg cluster location in the vertical plant strata, and calculating differences in egg cluster parasitism between categories using multinomial logistic regression and the statistical program R (R Core Team 2015). The likelihood ratio test (LRT) was used to test for significance. This analysis also allowed the calculation of the odds ratio (OR), a way of comparing whether the probability of a certain event is the same for two groups. The OR is the base of the natural logarithm, e , raised to the power of the logit. Due to low sample size, analysis could only be done on *P. guildinii*.

2.3. Results

2.3.1. Stink bug egg parasitism across geographical locations in Louisiana.

Number of stink bug eggs per cluster did not vary significantly by location ($F = 0.41$; $df = 3$; $P = 0.7426$). However, significant differences in eggs per cluster were observed among stink bug species ($F = 69.68$; $df = 4$; $P < 0.0001$). Green complex had the highest number of eggs per cluster (Table 2.1). Percentage of egg parasitism was significantly higher in Alexandria ($34.1 \pm 4.1\%$) than Bossier City ($14.9 \pm 3.7\%$) ($F = 9.4$; $df = 1$; $P = 0.0024$). Percentage of egg parasitism was significantly higher on brown complex and least on green complex in Alexandria ($F = 7.16$; $df = 2$; $P = 0.0012$) (Table 2.1). The percentage of parasitized brown complex eggs was also significantly higher in Bossier City ($F = 4.78$; $df = 2$; $P = 0.0019$).

Of the egg parasitoids that emerged, *T. podisi* accounted for 84.8%, followed by 13.9% of *T. euschisti*, and 1.3% of *T. sanctivincenti* Ashmead at Alexandria in 2008. *T. podisi* constituted 86.6% of egg parasitoids collected from *P. guildinii* and 13.4% were collected from brown complex. *Tr. euschisti* and *T. sanctivincenti* Ashmead were exclusively collected from *P. guildinii* eggs. In 2009, *T. podisi* accounted for 90.7% of the total egg parasitoids and 9.3% were

T. consimilis at Alexandria. At this location, *T. podisi* made up 54.1% of parasitized brown complex eggs, followed by 17.8% from *P. guildinii*, 16.2% from the predatory spined soldier bug *Podisus maculiventris* (Say) (Hemiptera: Pentatomidae), and 2.7% from green complex. *T. consimilis* Ashmead was exclusively collected from brown complex eggs. In Bossier City, *T. podisi* made up 89.1% of the total egg parasitoids and the rest was *Tr. basalis* at 10.9% in 2009. *T. podisi* emerged from 54.1% of parasitized brown complex eggs and 45.9% of parasitized *P. guildinii* eggs. All *Tr. basalis* were collected from *P. maculiventris*.

Table 2.1. Mean eggs per cluster and percentage of eggs parasitized per egg cluster (%) among stink bug species from 2008 – 2010

	Eggs per cluster \pm SE	% of eggs parasitized \pm SE	
		Alexandria	Bossier City
Brown complex	19.9 \pm 0.9b	46.5 \pm 6.7a	24.3 \pm 7.6a
Green complex	64.6 \pm 7.0a	7.5 \pm 6.8b	0.0 \pm 0.0b
<i>P. guildinii</i>	18.0 \pm 0.8b	28.3 \pm 5.4b	11.7 \pm 4.7ab

Means followed by same letter within columns are not significantly different ($P > 0.05$; Tukey's HSD)

2.3.2. Stink egg parasitism within the soybean vertical strata and plant structures.

A total of 4,621 stink bug eggs in 240 egg clusters were sampled and characterized over three years. Of these, 185 egg clusters (77.1%) were from *P. guildinii*, 23 (9.6%) from brown complex, 19 (7.9%) from *P. maculiventris*, and 13 (5.4%) from green complex. The mean number of eggs per cluster differed by species ($P < 0.0001$) with the green complex having the most eggs per cluster (Table 2.2). The percentage of eggs parasitized per egg cluster also differed between species ($P = 0.0152$) with *P. maculiventris* having the most parasitized eggs per cluster (Table 2.2).

Table 2.2. Mean eggs per cluster and percentage of eggs parasitized per egg cluster (%) between stink bug species from 2009 – 2011

	Eggs per cluster \pm SE	% of eggs parasitized \pm SE
Brown complex	16.4 \pm 1.4b	29.9 \pm 8.3b
Green complex	52.7 \pm 5.8a	13.8 \pm 8.7b
<i>P. guildinii</i>	17.6 \pm 0.5b	33.8 \pm 3.1ab
<i>P. maculiventris</i>	16.1 \pm 1.8b	63.4 \pm 9.5a

Means followed by same letter within columns are not significantly different ($P > 0.05$; Tukey's HSD)

Vertical plant strata by oviposition site interactions were not significant ($P = 0.3959$). Focus was then placed on single factors. Parasitized egg clusters were evenly distributed throughout the soybean canopy ($P = 0.5906$). However, oviposition site was significant ($P = 0.0005$) with more parasitism occurring on leaves ($39.0 \pm 4.4\%$) than pods ($27.7 \pm 4.4\%$). The OR for leaves was 2.59. Thus, the odds for egg clusters on leaves to be parasitized are 2.59 times greater than the odds for egg clusters on pods. Further analysis on leaf side (abaxial vs. adaxial) showed that there was no parasitism preference for either side ($P = 0.8910$); abaxial parasitism was $39.2 \pm 6.0\%$ and adaxial was $38.0 \pm 6.5\%$.

During this study, *T. podisi* accounted for $95.8 \pm 3.8\%$ of the total parasitoids and it was significantly higher than the other parasitoids which included *Tr. euschisti* ($3.0 \pm 1.5\%$), *Gryon obesum* Masner (Hymenoptera: Platygastridae) ($1.2 \pm 0.9\%$), and *T. longicornis* Johnson ($0.7 \pm 0.4\%$) ($F = 358.7$; $df = 3$; $P < 0.0001$). Sex ratio was highly female biased for *T. podisi* and *Tr. euschisti* except for *G. obesum* (Table 2.3).

P. guildinii had a significantly higher percentage of eggs parasitized by *T. podisi* ($F = 63.8$; $df = 3$; $P = 0.0005$) (Table 2.4). *Tr. euschisti* emergence was significantly higher on *P.*

maculiventris ($F = 162.3$; $df = 3$; $P < 0.001$) (Table 2.4). Parasitized *P. guildinii* eggs had significantly higher emergence of *G. obesum* ($F = 69.1$ $df = 3$; $P < 0.0001$).

Table 2.3. Sex ratio of egg parasitoid species (\pm SE)

	<i>T. podisi</i>	<i>Tr. euschisti</i>	<i>G. obesum</i>
Female	0.8 \pm 0.0	0.9 \pm 0.0	0.4 \pm 0.4
Male	0.2 \pm 0.0	0.1 \pm 0.0	0.6 \pm 0.4
<i>t</i>	285.0	33.4	25.0
<i>P</i>	< 0.0001	0.0030	< 0.0001

Table 2.4. Mean composition of parasitoid species among stink bug species from 2009 - 2011

	<i>T. podisi</i>	<i>Tr. euschisti</i>	<i>G. obesum</i>
Brown complex	5.3 \pm 2.4c	0.0 \pm 0.0c	0.0 \pm 0.0c
Green complex	3.5 \pm 2.4c	0.0 \pm 0.0c	0.0 \pm 0.0c
<i>P. guildinii</i>	65.0 \pm 1.3a	30.8 \pm 4.4b	93.3 \pm 16.6a
<i>P. maculiventris</i>	22.8 \pm 6.1b	69.2 \pm 5.4a	6.7 \pm 0.6b

Means followed by same letter within columns are not significantly different ($P > 0.05$; Tukey's HSD)

2.4. Discussion

The percentage of parasitized eggs ranged from 11.7 to 63.4% in both studies. These results are comparable to parasitism that was reported earlier in Louisiana and other States (Yeargan 1979, Orr et al, 1986, Koppel et al. 2009, Tillman 2011). During the 2008–2010 study, percentage of parasitized brown complex eggs was higher than green complex and yet the former species had fewer eggs per cluster. Percentage of egg parasitism appears to increase with the decrease in number of eggs per cluster (Colazza and Bin 1995, Tillman 2010). Yeargan (1979)

suggested that lower egg parasitism on green complex was mainly due to the parasitoids' inability to parasitize all eggs in each cluster. In addition, it was proposed that egg parasitoids were likely to parasitize egg clusters with fewer eggs due to reproductive behavior (Waage 1982, Higuchi 1993). However, the present study also showed that percentage of egg parasitism on *P. guildinii* was lower than brown complex despite having similar number of eggs per cluster at both locations. Historically, brown complex eggs experienced the highest percentage of parasitism in Louisiana (Orr et al. 1986). It is possible that the greater percentage of parasitism on brown complex eggs in this study could be maintaining this stink bug species at low levels. This proposal is collaborated by low levels of brown complex sampled from different locations in Louisiana (Temple et al. 2013a).

The differences in percentage of egg parasitism between locations may have due to stink bug species composition which in turn can impact parasitism. Temple et al. (2013a) reported that adult *P. guildinii* was the predominant stink bug species in Alexandria from 2008 to 2010. They also showed that the stink bug species dominance switched between green complex and brown complex in Bossier City during this period. It is likely that the reported dominance of green complex in Bossier City could have decreased egg parasitism in the present study. Stink bugs with high number of eggs per cluster have been reported to decrease parasitism (Yeargan 1979, Tillman 2010). In addition, low levels of *P. guildinii* were reported in Bossier City compared to southern locations in Louisiana (Temple et al. 2013a). The current study also showed that *P. guildinii* had higher percentage of egg parasitism in comparison to green complex. It is possible that higher percentage of egg parasitism would have been observed if either brown complex or *P. guildinii* was consistently predominant in Bossier City.

The reason for higher percentage of parasitism on *P. maculiventris* during the second part of the study is not clear. It was reported that parasitoids have a tendency to parasitize frequently encountered host species (Orr et al. 1986). However, naturally occurring *P. maculiventris* egg clusters are usually fewer in comparison to other stink bug species (Koppel et al. 2009). A plausible explanation is that other mechanisms were involved in the high percentage parasitism of *P. maculiventris* eggs. Nevertheless, percentage parasitism of *P. guildinii* eggs was statistically similar to *P. maculiventris*. This would be expected because *P. guildinii* is the predominant stink bug species in Louisiana (Temple et al. 2013a). In addition, percentage parasitism of *P. guildinii* eggs exceeding 50% was reported in its native region (Corrêa-Ferreira and Moscardi 1995, Corrêa-Ferreira and Moscardi 1996).

This study also demonstrated that parasitoids preferentially parasitized stink bug eggs on leaves. Previous reports have shown that egg parasitoids of hemipteran pests can attack a higher number of host eggs on leaves compared to other plant structures. For example, egg parasitism of the bean bugs, *Riptortus clavatus* (Fabricius) (Hemiptera: Alydidae) and *R. pedestris* by the parasitoid *Ooencyrtus nezarae* Ishii (Hymenoptera: Encyrtidae) was greater on leaves than pods (Takasu et al. 1998, Kim and Lim 2010). Takasu et al. (1998) suggested that parasitoids might preferentially select certain microhabitats. This would imply that parasitoids in the current study preferred to search for host stink bug eggs on leaves. In addition, physical traits of different structures on a plant can lessen host searching abilities by parasitoids (Godfray 1994, Takasu et al. 1998). The preference for host eggs on leaves can have implications in the abundance of stink bugs in Louisiana. Brown complex, green complex, and *P. maculiventris* deposit their eggs mainly on soybean leaves (Bundy and McPherson 200, McPherson and McPherson 2000). This behavior can positively influence egg parasitism. However, *P. guildinii* can oviposit on soybean

pods during pod fill (R5) to maturity (R7) stages in some soybean cultivars (Temple et al. 2016). This behavior can reduce parasitism of eggs and would explain the prevalence of *P. guildinii* in Louisiana.

This is the first report on naturally occurring egg parasitoids of *P. guildinii* on soybeans in Louisiana. *T. podisi* consistently parasitized all stink bug species collected in the present study. This parasitoid has been reported to be a generalist (Yeargan 1979, Corrêa-Ferreira and Moscardi 1995, Koppel et al. 2009, Tillman 2010, Abram et al. 2013, De Almeida et al. 2015). However, *T. podisi* favorably parasitized *P. guildinii* in the current study. *Tr. basalis* and *Tr. euschisti* are also generalist parasitoids (Orr et al. 1986, Okuda and Yeargan 1988, Corrêa-Ferreira and Moscardi 1995), although *P. maculiventris* appeared to be a favored host. On the contrary, *G. obesum* is usually collected from *Euschistus* spp. and *N. viridula* eggs (Buschmann and Whitcomb 1980, Corrêa-Ferreira and Moscardi 1996, Ehler 2002) but it parasitized *P. maculiventris* and *P. guildinii* in the present study. The emergence of *T. sanctivincenti* and *T. longicornis* from *P. guildinii* was an unexpected observation because these hosts were previously reported to have unknown hosts (Johnson 1984b). In addition, *G. obesum*, *T. longicornis*, and *T. consimilis* collected in the study were not previously documented on stink bug eggs in Louisiana. Therefore, it can be postulated that the introduction of *P. guildinii* to the stink bug species complex in Louisiana has led to parasitization by uncommon egg parasitoids.

T. podisi, *Tr. euschisti*, and *T. longicornis* had a sex ratio that was female biased. The proportion of females to males is usually high in most *Telenomus* spp. and *Trissolcus* spp. (Hirose et al. 1996, Olaye et al. 1997, Chabi-Olaye et al. 2001, Foerster and Doetzer 2006, Paz-Neto 2015). This has been attributed to mechanisms related to reproductive behavior of some Platygastriidae species (Waage 1982). This factor probably accounts for the prevalence of *T.*

podisi in the present study. The male biased sex ratio of *G. obesum* in the present study was different from reports of high female proportions observed in other *Gryon* spp. (Vogt and Nechols 1993, Mitchell et al. 2004, Peverieri et al. 2012). However, the reason for high male proportions of *G. obesum* in the current study is unknown.

This current study demonstrated the differences in parasitism between stink bugs. It also showed the variations in stink bug egg parasitism between oviposition sites on soybeans. Evidently, the species composition of stink bug egg parasitoids has changed from the last report by Orr et al. (1986). The results from this study are timely because of the current prevalence of *P. guildinii* in Louisiana (Temple et al. 2013a). This pest was reported to be more destructive on soybean in comparison with other phytophagous pentatomids (Corrêa Ferreira and de Azevedo 2002). Therefore, soybean growers have to contend with increased production costs from chemicals to reduce damage by *P. guildinii*. On the other hand, results from this study can contribute in increasing stink bug mortality by natural enemies. A successful biological control program was documented in Brazil when stink bug populations were significantly reduced after inoculatively releasing egg parasitoids (Corrêa-Ferreira and Moscardi 1996). Scouting and insecticide application are still the primary management tactics in Louisiana but information on the current status of egg parasitoids can be integrated in potentially compatible insecticide and biological control programs.

CHAPTER 3: COMBINING HOST PLANT RESISTANCE AND INSECTICIDE APPLICATIONS TO CONTROL STINK BUGS IN SOYBEAN

3.1. Introduction

Soybean, *Glycine max* (L.) Merrill is grown on slightly over one million acres in Louisiana and thus, it is important to the state's economy (Baldwin et al. 1997, Musser et al. 2014).

However, considerable production losses are incurred due to insect pest infestations (Musser et al. 2014). Insects of economic importance in Louisiana include the stink bug species complex (Hemiptera: Pentatomidae), soybean looper *Chrysodeixis includens* (Walker) (Lepidoptera: Noctuidae), velvetbean caterpillar *Anticarsia gemmatalis* (Hübner) (Lepidoptera: Noctuidae), green cloverworm *Hypena scabra* (F.) (Lepidoptera: Erebidae), and the threecornered alfalfa hopper *Spissistilus festinus* (Say) (Hemiptera: Membracidae) (Mitchell and Newsom 1984, Russin et al. 1987, Baur et al. 2000, Boethel et al. 2000, Temple et al. 2013a).

However, stink bugs cause the most economic losses in soybean by reducing yield and increasing production costs (Musser et al. 2014). The economically important stink bug species in Louisiana include the green stink bug *Chinavia hilaris* (Say), southern green stink bug *Nezara viridula* (L.), brown stink bug *Euchistus servus* (Say), and the redbanded stink bug *Piezodorus guildinii* (Westwood) (Tynes and Boethel 1996, McPherson and McPherson 2000, Temple et al. 2013a). The redbanded stink bug causes more damage than other phytophagous pentatomids (Corrêa-Ferreira and de Azevedo 2002) and is currently the main stink bug species of soybeans in Louisiana (Temple et al. 2013a).

Stink bugs feed use their piercing and sucking mouthparts to obtain nutrients from soybean seeds (McPherson and McPherson 2000). This kind of feeding leads to empty pods (Corrêa-Ferreira and de Azevedo 2002), deformed seeds (McPherson et al. 1994) and retention of green

leaves at harvest (Vyavhare et al. 2015). Punctures made by stink bugs can also predispose soybean seeds to invasion by fungi (Kilpatrick and Hartwig 1955, Daugherty 1967). Damage by different stink bug species can be reduced by applying several control strategies aimed at suppressing stink bug populations and these can be grouped under the broad categories of economic thresholds (Kogan and Turnipseed 1987), insecticide applications (Willrich et al. 2003, Temple et al. 2013b), cultural control (Todd et al. 1994, McPherson and Newsom 1984), host plant resistance (Boethel 1999, Campos et al. 2010, Michereff et al. 2015), and biological control (Stam et al. 1987, Orr et al. 1986, Koppel et al. 2009).

The commonly used control methods for redbanded stink bug in Louisiana are economic thresholds (LSU AgCenter 2015) and chemical applications (Baur et al. 2010, Temple et al. 2013b). Unfortunately, redbanded stink bug populations in the United States have been reported to show less sensitivity to insecticides in comparison with populations in Brazil (Baur et al. 2010). However, developing an integrated pest management (IPM) program for soybeans can immensely assist soybean growers by reducing insecticide use of up to 50% (Corrêa-Ferreira et al. 2000, Panizzi 2013). Several studies have been conducted to demonstrate the compatibility between different control methods of stink bugs (Orr et al. 1986, Abudulai et al. 2001, Kilpatrick et al. 2005, Michereff et al. 2015, Turchen et al. 2015). In some studies, mortality of predators and egg parasitoids of stink bugs was relatively low after exposure to selective insecticides (Kilpatrick et al 2005, Turchen et al. 2015).

Currently, little is known about the integration of management tactics such as host plant resistance with insecticide application and biological agents to control redbanded stink bug in Louisiana. Some commercial soybean cultivars in the United States are known to be moderately resistant to southern green stink bugs (Boethel 1999). However, these cultivars are not grown on

a large scale due to their low yield (Lambert and Tyler 1999). Biological control agents of stink bugs include the red imported fire ant, *Solenopsis invicta* Buren (Hymenoptera: Formicidae) and egg parasitoids (Hymenoptera: Platygasteridae) (Stam et al. 1987, Orr et al. 1986). Egg parasitism by platygasterid parasitoids was studied before redbanded stink bug become the predominant phytophagous pentatomid in Louisiana.

The present study was conducted to evaluate partial host plant resistance in combination with insecticide and biological control for the control of redbanded stink bug and other stink bugs species. Therefore, objectives of this study were; (1) to determine the impact of soybean cultivars and insecticides on stink bug abundance; (2) to determine the impact of soybean cultivars and insecticides on soybean seed weight, seed damage, and yield; and (3) to determine the effect of soybean cultivars and insecticides on abundance of red imported fire ants and egg parasitoids.

3.2. Materials and Methods

3.1.1. Experimental locations.

This study was done at Louisiana State University Agricultural Center Research Stations (LSU AgCenter) in 2011, 2012 and 2013 (Figure 3.1). In 2011, the study was carried out in Baton Rouge (Ben Hur Research Farm). The experiments in 2012 and 2013 were conducted in Alexandria (Dean Lee Research Station) and Baton Rouge (Ben Hur Research Farm).

3.1.2. Soybean cultivars and field design.

In 2011, soybean cultivars Deltapine (DP) 4888 RR (Delta & Pine Land Technology Holding Company, LLC Scott, MS) and PR 4906 RR (Progeny Ag Products, Wynne, AR) were each planted in plots measuring 7.6 m long x 4 rows wide. In 2012, Pioneer 95Y20 (DuPont, Johnston, IA) and PR 4906 RR (Progeny Ag Products, Wynne, AR) were also planted in plots

measuring 7.6 m long x 4 rows wide. In 2013, Asgrow (AG) 5332 (Monsanto, St. Louis, MO), DP 4888 RR (Delta & Pine Land Technology Holding Company, LLC Scott, MS), Pioneer 93Y92 (DuPont, Johnston, IA), Pioneer 95Y20 (DuPont, Johnston, IA), Pioneer 95Y40 (DuPont, Johnston, IA), and Progeny PR 4906 RR (Progeny Ag Products, Wynne, AR) were planted in plots measuring 7.6 m long x 22 rows wide. All the cultivars were managed according to the recommended agronomic practices (Levy et al. 2016). Four insecticides and an untreated check (UTC) were randomly assigned to soybeans plots when redbanded stink bug populations reached the economic threshold (4 insects/25 sweeps) with the exception of plots in 2011. In 2012, each plot was randomly assigned a treatment and insecticides were applied on all four rows per plot. In 2013, each treatment was applied to a 2-row wide sub-plot within each plot. All five treatments (insecticides or UTC) were randomized in a block design and replicated four times.

The four insecticides selected were acephate (Orthene 97, AMVAC, Los Angeles, CA) at 0.84 kg AI/ha, flonicamid (Carbine 50 WG, FMC Corporation, Philadelphia, PA) at 196 g AI/ha, lambda-cyhalothrin (Karate, Syngenta Crop Protection LLC, Greensboro, NC) at 134 ml AI/ha, and thiamethoxam (Centric 40 WG, Syngenta Crop Protection, LLC, Greensboro, NC) at 175 g AI/ha. The treatments were selected based on the following discriminating action on biological control agents; (1) conservation of natural enemies (no insecticide applied); (2) natural enemies suppressed through the application of low rates of pyrethroids (lambda-cyhalothrin); (3) minimal biological control using non-selective, persistent (~10 days) insecticide (acephate); (4) partial biological control using non-selective, non-persistent (~5days) insecticide (thiamethoxam); and (5) biological control attained with a highly selective, persistent (~10 days) (flonicamid). The insecticides were applied using a CO₂ pressurized backpack sprayer fitted with Teejet 8006 flat spray nozzles that dispensed 14.0 ml/m² of insecticide.



Figure 3.1. Study sites in Louisiana

3.1.3. Adult stink bug sampling.

Sampling of adult stink bugs began at pod formation (R3) and ended at beginning maturity (R7) (Fehr et al. 1971). Stink bugs were collected with a 38 cm diameter sweep net on two adjacent rows per plot once a week to obtain 25 sweep samples. The rows were alternated every week to avoid the same rows being sampled twice within a period of two weeks. Samples of stink bugs were identified to species, counted, and released into the already sampled rows.

3.1.4. Natural enemy sampling.

Sampling of red imported fire ants and stink bug egg parasitoids began at the R3 soybean stage prior to insecticide treatment. Sampling continued after application of insecticides up to R7

soybean stage (Fehr et al. 1971). Red imported fire ants were collected every other week and alternated with stink bug egg parasitoid sampling in 2012 and 2013. To collect red imported fire ants, ~0.125 cm³ cubes of hot dogs (Bar-S, Phoenix, AZ) (bait) were placed individually in 20 ml scintillation vials (Wheaton®, Millville, NJ) (Bao et al 2011). The opened vials containing bait were placed at the center of one row per plot and left for 45 minutes (rows were alternated every other week). After the 45 minute time interval, each vial was collected and capped with a lid. The vials were placed in a freezer for one day. Thereafter, red imported fire ants from each vial were counted and recorded.

Five soybean plants were destructively sampled from two adjacent rows in each plot to collect egg parasitoids (rows were alternated every other week). Eggs per cluster were counted and each cluster was identified to species as described by Bundy and McPherson (2000). Egg clusters of *N. viridula* and *C. hilaris* were grouped and hereafter called “green complex” and all *Euschistus* spp. were categorized as “brown complex” (Temple 2011). Stink bug egg clusters were placed individually in 5 cm clear plastic containers (Wide-mouth jars; Uline, Pleasant Prairie, WI) that contained folded moistened grade one 9 cm sheet of cellulose filter paper (Whatman Inc. Sanford, ME). All egg clusters were reared in an environmental chamber (model I-36VL, Percival Scientific, Perry, IA) at 25°C, 60% RH and 14:10 (L:D) h photoperiod. Egg clusters were examined daily for stink bug nymph or parasitoid emergence. Parasitoids from the same egg cluster were placed in 95% ethyl alcohol for preservation. Afterwards, individual parasitoids were air dried and mounted as described by Johnson (1984b). Parasitoids were identified with taxonomic keys (Masner 1980, Johnson 1984a, 1984b, 1985b, 1987). Percentage of egg parasitism was calculated as [(number of parasitized eggs / number of eggs per cluster) *100].

3.1.5. Soybean seed sampling.

In 2011 and 2012, two center rows from each plot were harvested and yield was recorded. The 2-row wide sub-plots were harvested in 2013. Harvested soybean seeds were dried to 13% moisture in a drying oven. Thereafter, three replicates of 100 seeds were randomly collected from each plot. Each 100-seed replicate was weighed and percentage of damaged seeds due to stink bug feeding was determined according to Miller et al. (1977).

3.1.6. Data Analysis.

Infestation by stink bugs was estimated by calculating the cumulative insect days (CID). CID was obtained by summing up the stink bug insect-days in sequence (Rupple 1983). Abundance of red imported fire ants were also estimated by CID. CID of stink bugs, percentage of seed damage, 100-seed weight, yield, CID of red imported fire ants and percentage of egg parasitism were compared between cultivars and insecticides using two-way analysis of variance (ANOVA) in PROC MIXED with soybean cultivar as the main factor (SAS Institute 2013). Means were separated by Tukey's honestly significant difference (HSD) test with $P = 0.05$ (SAS Institute 2013). Differences between insecticide treatments were compared by one-way ANOVA in PROC MIXED and means were separated with Tukey's HSD test at $\alpha = 0.05$ (SAS Institute 2013). Analysis of egg parasitoids was only performed in 2013 on Pioneer 93Y92, Pioneer 95Y20, Pioneer 95Y40, and PR 4906 due to a small sample size.

3.3. Results

There were no significant differences in redbanded stink infestation between DP 4888 and PR 4906 ($F = 3.2$; $df = 1$; $P = 0.0761$) in 2011 (Table 3.1). Infestation by brown complex did not differ significantly between the two cultivars ($F = 1.2$; $df = 1$; $P = 0.1818$). DP 4888 and PR 4906 did not show significant differences in CID of green complex ($F = 1.0$; $df = 1$; $P = 0.3968$).

Table 3.1. Mean cumulative insect days (CID) (\pm SE) on soybean cultivars in 2011, 2012, and 2013

Year	Cultivar	Brown complex	Green complex	Redbanded stink bug
2011	DP 4888	24.8 \pm 2.5a	19.6 \pm 3.2a	608.5 \pm 67.2a
	PR 4906	19.7 \pm 2.8a	15.2 \pm 2.6a	810.8 \pm 90.4a
2012	Pioneer 95Y20	28.3 \pm 4.7b	6.3 \pm 1.4b	58.4 \pm 8.3b
	PR 4906	52.9 \pm 8.7a	13.2 \pm 2.4a	159.5 \pm 14.3a
2013	AG 5332	11.6 \pm 2.0ab	9.8 \pm 2.0ab	23.2 \pm 2.3a
	DP 4888	12.0 \pm 2.0ab	8.7 \pm 1.7ab	16.1 \pm 2.0ab
	Pioneer 93Y92	15.9 \pm 2.3a	13.1 \pm 1.9a	10.9 \pm 1.5b
	Pioneer 95Y20	5.6 \pm 1.3b	4.4 \pm 1.4b	9.1 \pm 1.4b
	Pioneer 95Y40	12.4 \pm 2.0ab	8.4 \pm 1.6ab	12.0 \pm 1.3b
	PR 4906	9.7 \pm 2.1ab	6.5 \pm 1.9ab	19.57 \pm 2.2a

Means with the same letters within a column are not significantly different ($P > 0.05$; Tukey's HSD) among cultivars within the same year

There was no significant cultivar effect on insecticides for redbanded stink bug ($F = 1.2$; $df = 1, 4$; $P = 0.1818$), brown complex ($F = 0.7$; $df = 1, 4$; $P = 0.6046$), and green complex infestations ($F = 1.4$; $df = 1, 4$; $P = 0.7766$) in 2012. However, Pioneer 95Y20 significantly reduced redbanded stink bug infestation ($F = 30.7$; $df = 1$; $P < 0.0001$) (Table 3.1). Brown complex infestation was also significantly lower on Pioneer 95Y20 ($F = 5.0$; $df = 1$; $P = 0.0289$). Green complex was reduced on Pioneer 95Y20 ($F = 3.9$; $df = 1$; $P = 0.0496$).

Interactions between soybean cultivars and insecticides were not significant on redbanded stink bug ($F = 0.4$; $df = 5, 20$; $P = 0.9906$), brown complex ($F = 0.8$; $df = 5, 20$; $P = 0.7278$), and green complex infestations ($F = 1.0$; $df = 5, 20$; $P = 0.4754$) in 2013. Pioneer 95Y20 significantly reduced redbanded stink bug ($F = 8.7$; $df = 5$; $P < 0.0001$) (Table 3.1). Infestation by brown complex was also significantly reduced by Pioneer 95Y20 ($F = 3.1$; $df = 5$; $P =$

0.0130). Green complex infestation on Pioneer 95Y20 was significantly lower ($F = 3.0$; $df = 5$; $P = 0.0122$) (Table 3.1).

There were no significant differences in redbanded stink bug infestations among insecticides applied on Pioneer 95Y20 ($F = 0.5$; $df = 4$; $P = 0.7269$) in 2012 (Figure 3.2a). However, redbanded stink bug infestation on PR 4906 were significantly reduced by thiamethoxam ($F = 9.9$; $df = 4$; $P = 0.0002$) in 2012 (Figure 3.2b). Brown complex was not significantly different among insecticide treatments on Pioneer 95Y20 ($F = 1.1$; $df = 4$; $P = 0.3823$) and PR 4906 ($F = 0.2$; $df = 4$; $P = 0.9423$) (Figure 3.2a; 3.2b). Green complex was also not significantly reduced by insecticides applied on either Pioneer 95Y20 ($F = 0.4$; $df = 4$; $P = 0.8065$) or PR 4906 ($F = 0.6$; $df = 4$; $P = 0.6554$) (Figure 3.2a; 3.2b).

The insecticides acephate, lambda-cyhalothrin and thiamethoxam significantly reduced brown complex on AG 5332 ($F = 6.1$; $df = 4$; $P = 0.0008$), DP 4888 ($F = 3.3$; $df = 4$; $P = 0.0020$), and PR 4906 ($F = 2.7$; $df = 4$; $P = 0.0448$) in 2013 (Figure 3.3a; 3.3b; Figure 3.5b). Redbanded stink bug and green complex infestations were not significantly impacted by insecticides applied to Pioneer 93Y92, Pioneer 95Y20, and Pioneer 95Y40 ($P > 0.05$) (Figure 3.4a; 3.4b; 3.5a).

Stink bug damage on PR 4906 seeds was significantly higher ($F = 111.6$; $df = 1$; $P < 0.0001$) in 2011 (Table 3.2). 100-seed weights were significantly lower on PR 4906 ($F = 212.0$; $df = 1$; $P < 0.0001$). However, yield was not impacted by cultivar ($F = 2.4$; $df = 1$; $P = 0.1265$) (Table 3.2). There was no significant cultivar effect on insecticide for seed damage ($F = 0.5$; $df = 1, 4$; $P = 0.7082$) in 2012. PR 4906 seeds were significantly damaged compared to Pioneer 95Y20 ($F = 25.7$; $df = 1$; $P < 0.0001$) (Table 3.2). There was a significant main factor effect on insecticide for 100-seed weight ($F = 3.3$; $df = 1, 4$; $P = 0.0129$) in 2012.

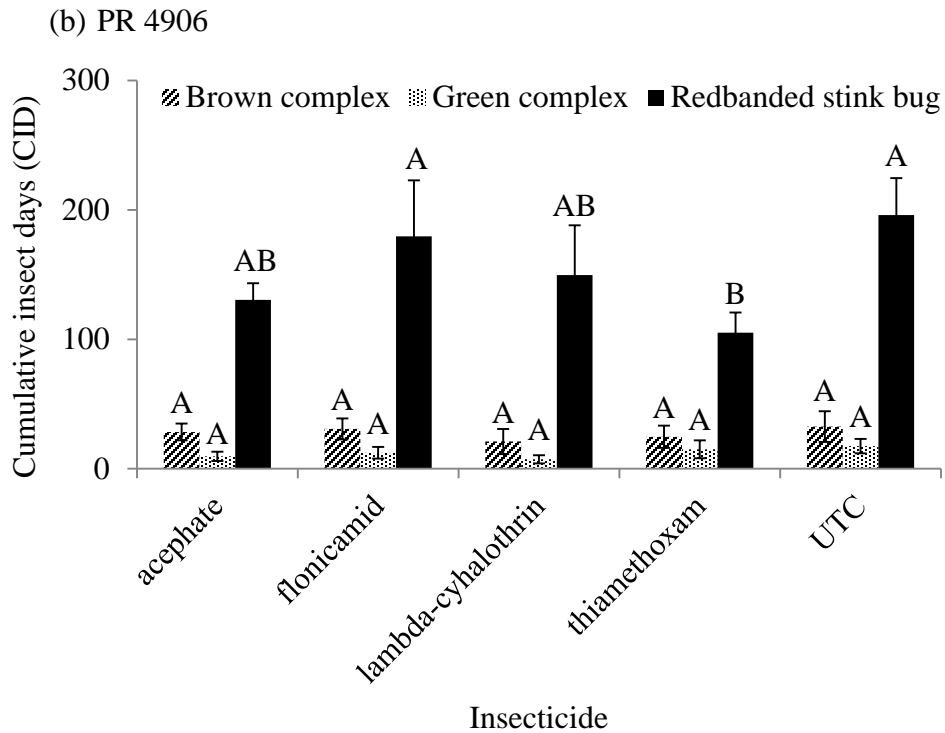
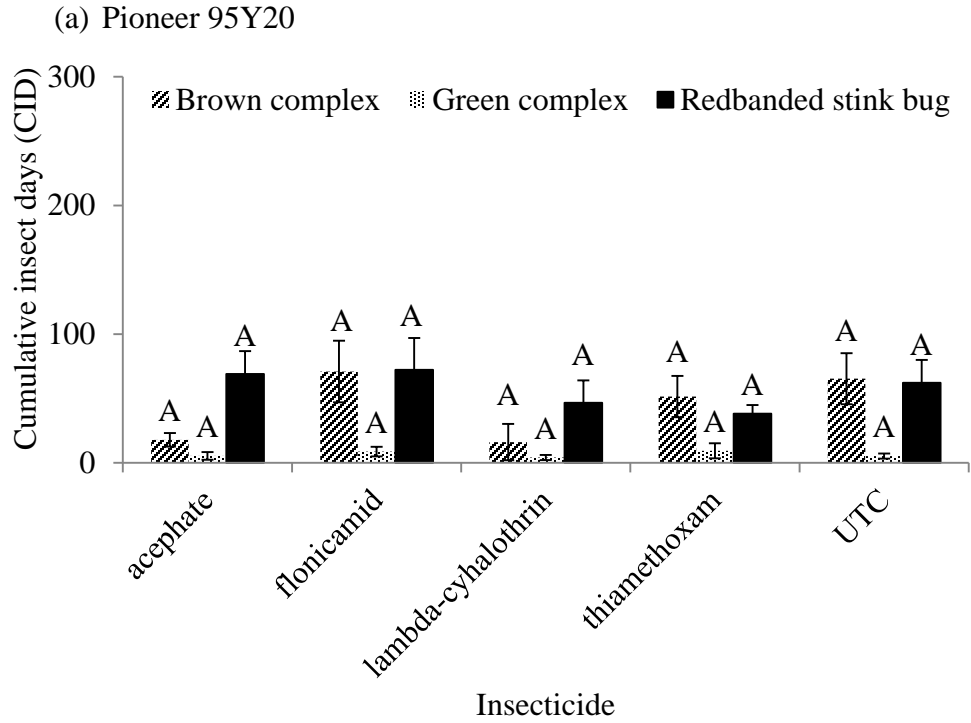
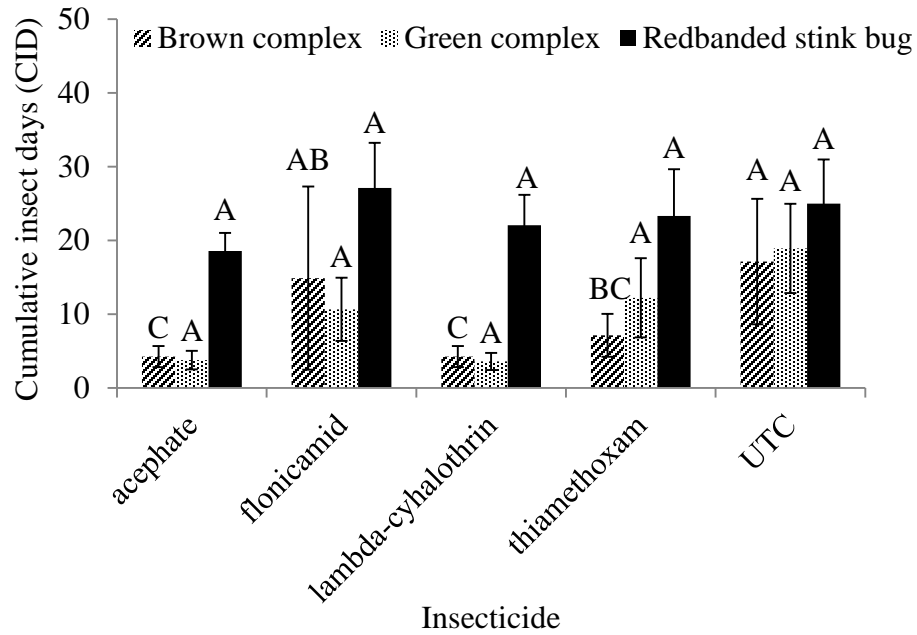


Figure 3.2. Cumulative insect days (CID) of brown complex, green complex, and redbanded stink bugs on (a) Pioneer 95Y20 and; (b) PR 4906 in 2012. Means accompanied by different letters indicate a significant difference ($P < 0.05$) within a stink bug species.

(a) AG 5332



(b) DP 4888

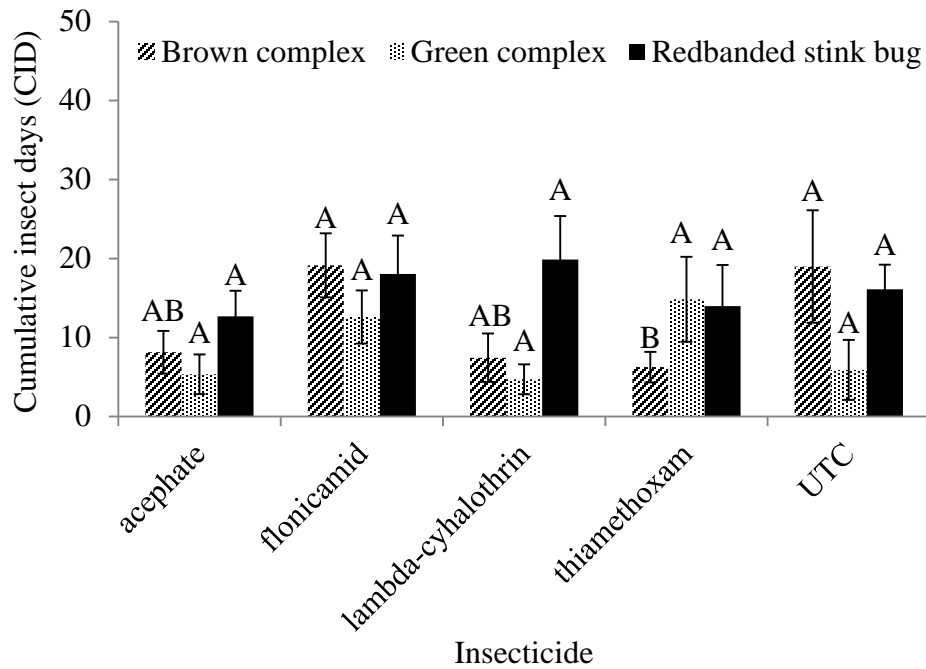


Figure 3.3. Cumulative insect days (CID) of brown complex, green complex, and redbanded stink bugs on (a) AG 5332 and; (b) DP 4888 in 2013. Means accompanied by different letters indicate a significant difference ($P < 0.05$) within a stink bug species.

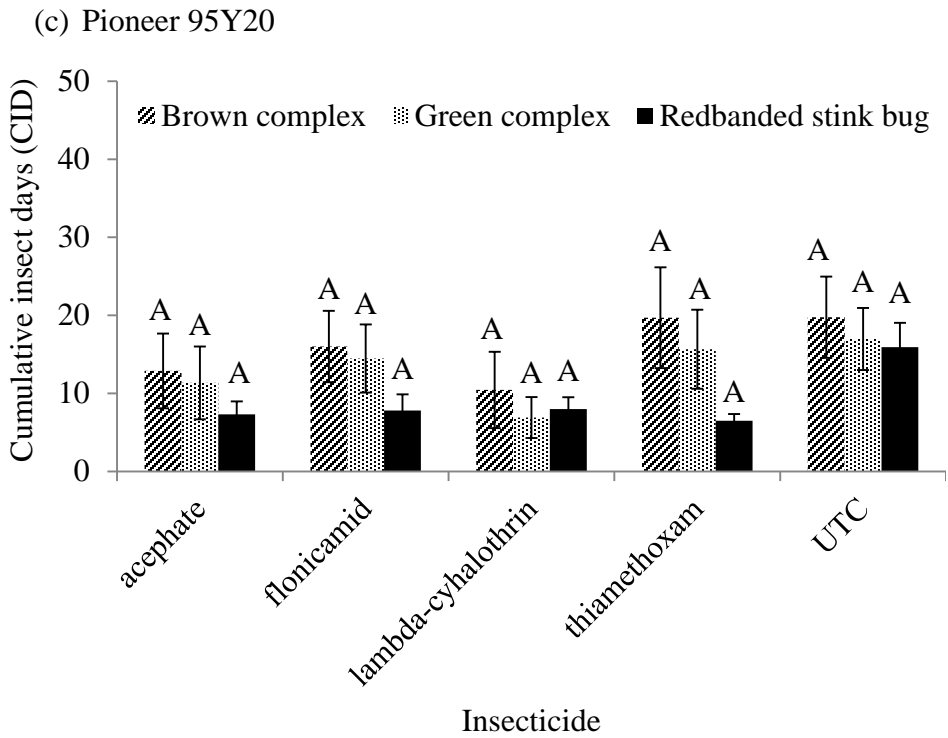
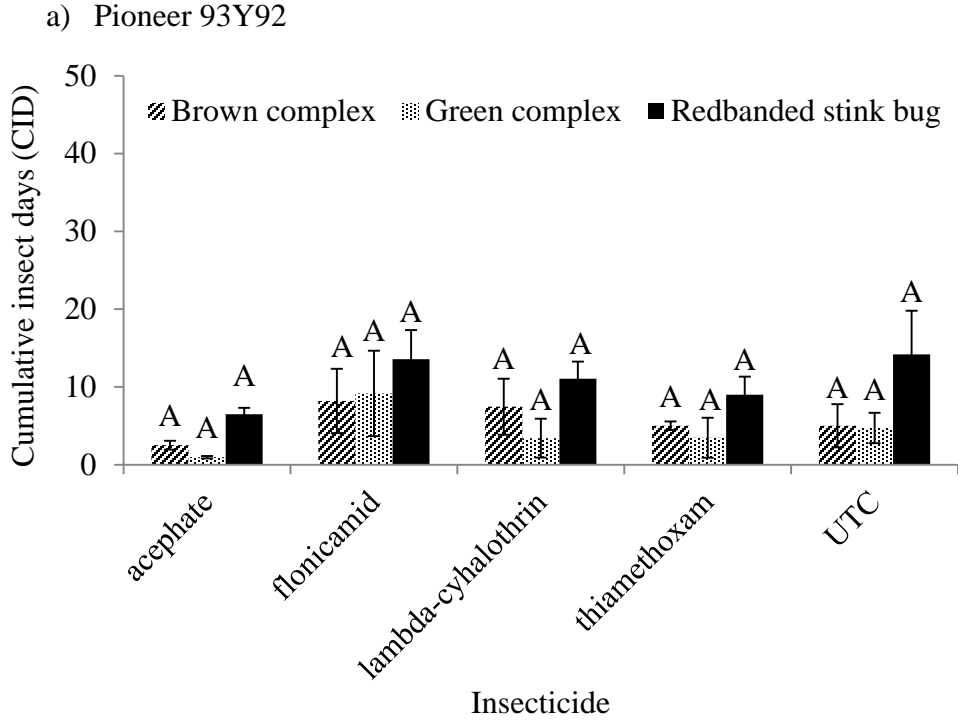


Figure 3.4. Cumulative insect days (CID) of brown complex, green complex, and redbanded stink bugs on (a) Pioneer 93Y92 and; (b) Pioneer 95Y20 in 2013. Means accompanied by different letters indicate a significant difference ($P < 0.05$) within a stink bug species.

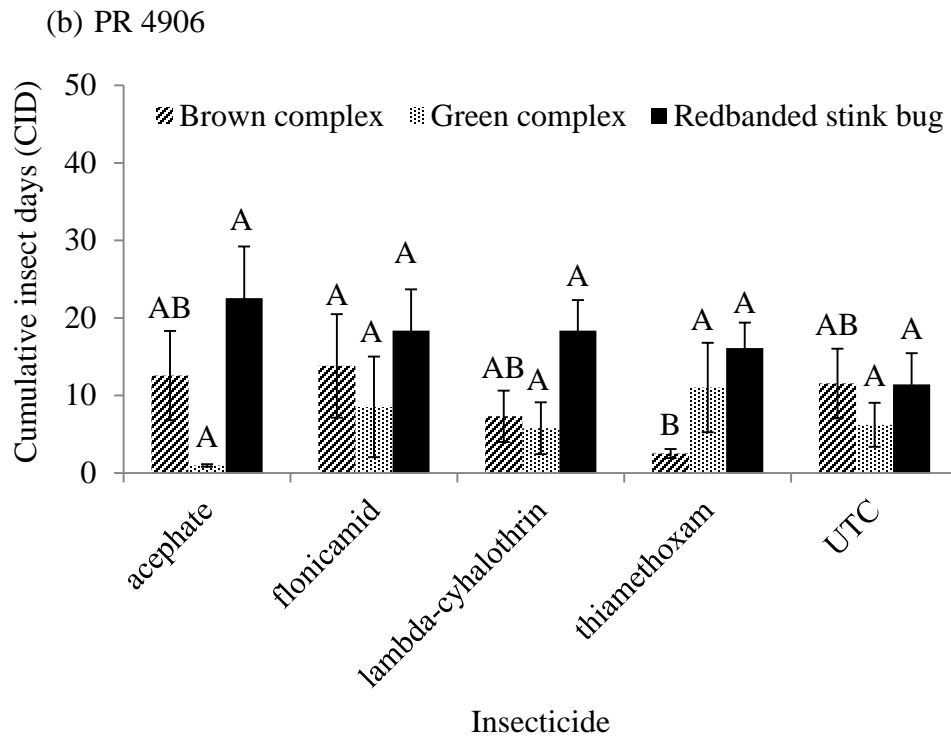
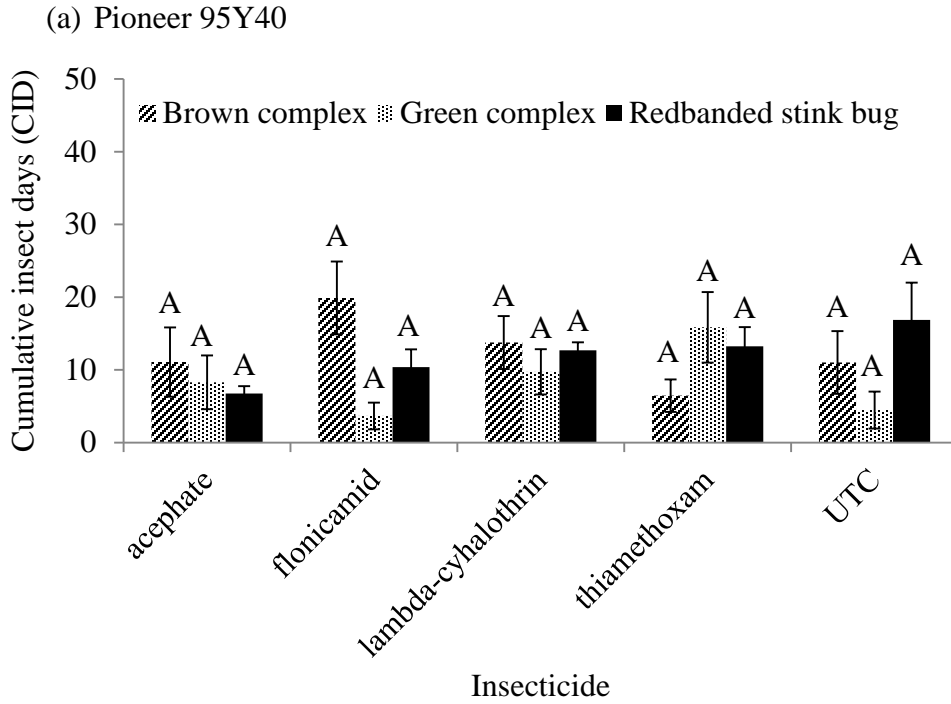


Figure 3.5. Cumulative insect days (CID) of brown complex, green complex, and redbanded stink bugs on (a) Pioneer 95Y40 and; (b) PR 4906 in 2013. Means accompanied by different letters indicate a significant difference ($P < 0.05$) within a stink bug species.

PR 4906 had significantly heavier 100-seed weight ($F = 24.0$; $df = 1$; $P < 0.0001$) (Table 3.2). Interactions between cultivar and insecticides were not significant for yield ($F = 0.1$; $df = 1, 4$; $P = 0.9939$) in 2012. However, yield from Pioneer 95Y20 was significantly higher than PR 4906 ($F = 114.9$; $df = 1$; $P < 0.0001$) (Table 3.2).

Table 3.2. Mean seed damage (%), 100-seed weight (g), and yield (bushels/A) (\pm SE) on soybean cultivars in 2011, 2012, and 2013

Year	Cultivar	Seed damage (%)	100-seed wt (g)	Yield (Bushels/A)
2011	DP 4888	45.6 \pm 0.8b	14.0 \pm 0.1a	150.1 \pm 1.8a
	PR 4906	57.6 \pm 0.8a	12.4 \pm 0.1b	154.2 \pm 1.9a
2012	Pioneer 95Y20	30.4 \pm 1.6b	13.1 \pm 0.1b	92.5 \pm 2.8a
	PR 4906	59.9 \pm 1.1a	13.9 \pm 0.1a	44.3 \pm 3.1b
2013	AG 5332	10.4 \pm 0.5c	14.9 \pm 0.1bc	93.5 \pm 2.5ab
	DP 4888	12.3 \pm 0.5c	14.7 \pm 0.1c	83.4 \pm 1.9bc
	Pioneer 93Y92	20.1 \pm 0.6a	15.9 \pm 0.1a	73.8 \pm 2.0cd
	Pioneer 95Y20	5.6 \pm 0.3d	14.1 \pm 0.1d	98.0 \pm 1.5a
	Pioneer 95Y40	7.2 \pm 0.4d	15.8 \pm 0.1a	86.2 \pm 4.0abc
	PR 4906	18.1 \pm 0.7b	15.1 \pm 0.1b	61.6 \pm 5.4d

Means with the same letters within a column are not significantly different ($P > 0.05$; Tukey's HSD) among cultivars within the same year

There were no significant differences in seed damage ($F = 1.0$; $df = 1$; $P = 0.4160$), 100-seed weight ($F = 0.9$; $df = 1$; $P = 0.6054$), and yield ($F = 0.1$; $df = 1$; $P = 0.9934$) among insecticides applied to Pioneer 95Y20 in 2012 (Table 3.3). In contrast, thiamethoxam significantly reduced seed damage on PR 4906 ($F = 2.9$; $df = 1$; $P = 0.0322$) (Table 3.3). Application of thiamethoxam also significantly increased 100-seed weight on PR 4906 in 2012 ($F = 4.0$; $df = 4$; $P = 0.0048$).

However, yield was not significantly different among insecticide treatments on PR 4906 ($F = 0.2$; $df = 1$; $P = 0.9495$).

Table 3.3. Mean seed damage (%), 100-seed weight (g), and yield (bushels/A) (\pm SE) among insecticides applied to Pioneer 95Y20 and PR 4906 in 2012

Cultivar	Insecticide	Seed damage (%)	100-seed wt (g)	Yield (Bushels/A)
Pioneer 95Y20	acephate	27.3 \pm 2.6a	13.4 \pm 0.3a	93.5 \pm 6.9a
	flonicamid	22.5 \pm 2.0a	13.1 \pm 0.3a	94.3 \pm 8.1a
	lambda-cyhalothrin	21.4 \pm 2.5a	13.6 \pm 0.3a	92.8 \pm 7.1a
	thiamethoxam	22.3 \pm 2.2a	12.7 \pm 0.3a	93.4 \pm 8.5a
	UTC	25.5 \pm 3.0a	13.3 \pm 0.3a	90.6 \pm 4.5a
PR 4906	acephate	54.2 \pm 2.9ab	13.5 \pm 0.2b	44.8 \pm 6.8a
	flonicamid	51.8 \pm 2.4ab	14.1 \pm 0.1ab	46.2 \pm 8.4a
	lambda-cyhalothrin	54.2 \pm 1.7ab	13.9 \pm 0.2ab	41.3 \pm 7.9a
	thiamethoxam	49.9 \pm 2.5b	14.5 \pm 0.2a	49.0 \pm 9.4a
	UTC	58.8 \pm 1.1a	13.5 \pm 0.2b	42.3 \pm 4.9a

Means with the same letters within a column are not significantly different ($P > 0.05$; Tukey's HSD) among insecticides within each cultivar

Interactions between cultivars and insecticides were significant for seed damage in 2013 ($F = 2.0$; $df = 5, 20$; $P = 0.0056$). However, Pioneer 95Y20 provided significant protection against seed damage compared to Pioneer 93Y92 ($F = 142.0$; $df = 5$; $P < 0.0001$) (Table 3.2). There was no significant cultivar effect on insecticides for 100-seed weight in 2013 ($F = 0.5$; $df = 5, 20$; $P = 0.9592$). 100-seed weight were significantly higher on Pioneer 93Y92 ($F = 63.5$; $df = 5$; $P < 0.0001$) (Table 3.2). Main factor effect on insecticide treatments was not significant for yield in 2013 ($F = 0.3$; $df = 1, 4$; $P = 0.9996$). Nevertheless, cultivar significantly affected yield ($F = 16.2$; $df = 5$; $P < 0.0001$) with the highest yield from Pioneer 95Y20 in 2013 (Table 3.2).

Treatment with thiamethoxam on DP 4888, Pioneer 93Y92, and PR 4906 led to significantly less stink bug damage in 2013 (Table 3.4). Treatment with insecticides on all cultivars had no significant impact on 100-seed weight in 2013 (Table 3.5). Yield was similar among insecticides applied to all six cultivars in 2013 (Table 3.6).

Insecticide treatments did not have a significant interaction with either Pioneer 95Y20 ($F = 1.20$; $df = 1, 4$; $P = 0.2417$) or PR 4906 ($F = 0.78$; $df = 1, 4$; $P = 0.7645$) on red imported fire ants in 2012. Likewise, abundance of red imported fire ants was not significantly enhanced on either soybean cultivar ($F = 7.43$; $df = 1$; $P = 0.096$) (Fig. 3.6). In 2013, cultivars did not have an effect on insecticide application on the CID of fire ants ($F = 0.4$; $df = 5, 20$; $P = 0.9899$). However, Pioneer 95Y40 significantly increased CID of red imported fire ants ($F = 5.5$; $df = 5$; $P = 0.0002$) (Figure 3.7). CID were not significantly different among insecticides on AG 5332 ($F = 0.2$; $df = 4$; $P = 0.9105$), DP 4888 ($F = 1.1$; $df = 4$; $P = 0.3914$), Pioneer 93Y92 ($F = 0.9$; $df = 4$; $P = 0.4971$), Pioneer 95Y20 ($F = 0.3$; $df = 4$; $P = 0.9044$), Pioneer 95Y40 ($F = 0.6$; $df = 4$; $P = 0.6928$), and PR 4906 ($F = 0.4$; $df = 4$; $P = 0.8150$).

Redbanded stink bug eggs made up $66.5 \pm 16.7\%$ of the stink bug eggs collected and were significantly higher than brown complex at $4.8 \pm 3.7\%$, and green complex at $14.8 \pm 11.4\%$ in 2013 ($F = 7.8$; $df = 2$; $P = 0.0048$). *Telenomus podisi* Ashmead (Hymenoptera: Platygastridae) parasitized 32.3 % of the eggs and 14.6 % were parasitized by *Trissolcus euschisti* (Ashmead) (Hymenoptera: Platygastridae). Soybean cultivar had no significant effect on insecticide for egg parasitism ($F = 0.8$; $df = 5, 20$; $P = 0.7032$) and egg parasitism did not vary between cultivars ($F = 0.4$; $df = 5$; $P = 0.8352$). Insecticides had no significant impact on egg parasitism on Pioneer 93Y92 ($F = 1.0$; $df = 4$; $P = 0.4406$), Pioneer 95Y20 ($F = 1.1$; $df = 4$; $P = 0.3895$), Pioneer 95Y40 ($F = 1.0$; $df = 4$; $P = 0.4406$), and PR 4906 ($F = 1.0$; $df = 4$; $P = 0.4106$) (Table 3.7).

Table 3.4. Mean seed damage (%) (\pm SE) on insecticides applied on soybean cultivars in 2013

Insecticide	AG 5332	DP 4888	Pioneer 93Y92	Pioneer 95Y20	Pioneer 95Y40	PR 4906
acephate	10.0 \pm 0.8ab	11.5 \pm 0.7ab	22.5 \pm 1.6a	5.3 \pm 0.6a	6.3 \pm 0.6a	16.6 \pm 1.5b
flonicamid	10.5 \pm 0.9ab	14.4 \pm 1.1a	21.0 \pm 1.1ab	6.3 \pm 0.5a	9.42 \pm 0.9a	19.6 \pm 1.8ab
lambda-cyhalothrin	10.3 \pm 1.2ab	12.8 \pm 1.2ab	20.7 \pm 1.7ab	5.8 \pm 0.8a	6.9 \pm 0.7a	16.9 \pm 1.5b
thiamethoxam	8.5 \pm 1.1b	9.8 \pm 0.7b	16.5 \pm 1.2b	5.0 \pm 0.4a	6.5 \pm 0.9a	14.1 \pm 1.8b
UTC	12.7 \pm 1.1a	12.9 \pm 1.0ab	19.9 \pm 1.3ab	5.8 \pm 0.7a	6.6 \pm 0.9a	23.2 \pm 1.7a
df	4	4	4	4	4	4
<i>F</i>	3.1	3.2	2.6	0.7	2.6	5.3
<i>P</i>	0.0182	0.0155	0.0407	0.6024	0.0464	0.0006

Means with the same letters within a column are not significantly different ($P > 0.05$; Tukey's HSD)

Table 3.5. Mean of 100-seed weight (g) (\pm SE) on insecticides applied on soybean cultivars in 2013

Insecticide	AG 5332	DP 4888	Pioneer 93Y92	Pioneer 95Y20	Pioneer 95Y40	PR 4906
acephate	15.0 \pm 0.2a	14.8 \pm 0.1a	15.8 \pm 0.2a	14.3 \pm 0.2	15.9 \pm 0.1a	15.1 \pm 0.2a
flonicamid	14.7 \pm 0.3a	14.6 \pm 0.2a	15.8 \pm 0.2a	14.0 \pm 0.2a	15.5 \pm 0.2a	15.0 \pm 0.2a
lambda-cyhalothrin	14.9 \pm 0.3a	14.5 \pm 0.2a	16.0 \pm 0.2a	14.2 \pm 0.2a	15.7 \pm 0.1a	15.0 \pm 0.3a
thiamethoxam	14.9 \pm 0.2a	14.8 \pm 0.1a	16.0 \pm 0.2a	14.1 \pm 0.1a	15.7 \pm 0.1a	15.4 \pm 0.2a
UTC	14.7 \pm 0.3a	14.6 \pm 0.1a	15.8 \pm 0.2a	13.8 \pm 0.1a	16.0 \pm 0.1a	15.0 \pm 0.2a
df	4	4	4	4	4	4
<i>F</i>	0.2	0.7	0.22	1.5	2.0	0.7
<i>P</i>	0.9302	0.5725	0.9287	0.2195	0.1073	0.5879

Means with the same letters within a column are not significantly different ($P > 0.05$; Tukey's HSD)

Table 3.6. Mean yield (bushels/A) (\pm SE) on insecticides applied on soybean cultivars in 2013

Insecticide	AG 5332	DP 4888	Pioneer 93Y92	Pioneer 95Y20	Pioneer 95Y40	PR 4906
acephate	94.5 \pm 5.1a	78.0 \pm 3.9a	74.0 \pm 3.7a	95.6 \pm 4.7a	87.9 \pm 10.4a	60.5 \pm 12.4a
flonicamid	94.3 \pm 7.2a	83.6 \pm 3.4a	71.1 \pm 4.6a	96.9 \pm 2.1a	81.8 \pm 10.8a	58.5 \pm 13.0a
lambda-cyhalothrin	98.5 \pm 3.9a	88.7 \pm 5.2a	68.5 \pm 6.6a	101.7 \pm 2.39a	84.2 \pm 8.9a	60.6 \pm 10.8a
thiamethoxam	92.7 \pm 6.3a	87.1 \pm 2.7a	77.6 \pm 3.3a	96.0 \pm 4.0a	91.1 \pm 8.0a	63.1 \pm 12.4a
UTC	87.5 \pm 5.8a	79.3 \pm 5.0a	77.9 \pm 2.7a	100.16 \pm 3.6a	86.0 \pm 8.5a	65.2 \pm 14.3a
df	4	4	4	4	4	4
<i>F</i>	0.5	1.3	0.9	0.6	0.1	0.0
<i>P</i>	0.7512	0.2976	0.4870	0.6687	0.9659	0.9963

Means with the same letters within a column are not significantly different ($P > 0.05$; Tukey's HSD)

Table 3.7. Mean percentage of egg parasitism (%) (\pm SE) on insecticides applied on Pioneer 93Y92, Pioneer 95Y20, Pioneer 95Y40, and PR 4906 in 2013

Insecticide	Pioneer 93Y92	Pioneer 95Y20	Pioneer 95Y40	PR 4906
acephate	0.0 \pm 0.0a	0.0 \pm 0.0a	0.0 \pm 0.0a	0.0 \pm 0.0a
flonicamid	0.0 \pm 0.0a	0.0 \pm 0.0a	0.0 \pm 0.0a	0.0 \pm 0.0a
lambda-cyhalothrin	0.0 \pm 0.0a	0.0 \pm 0.0a	0.0 \pm 0.0a	0.0 \pm 0.0a
thiamethoxam	0.0 \pm 0.0a	0.0 \pm 0.0a	3.7 \pm 1.6a	0.0 \pm 0.0a
UTC	4.0 \pm 2.0a	3.5 \pm 1.5a	0.0 \pm 0.0a	2.4 \pm 1.0a

Means with the same letters within a column are not significantly different ($P > 0.05$; Tukey's HSD)

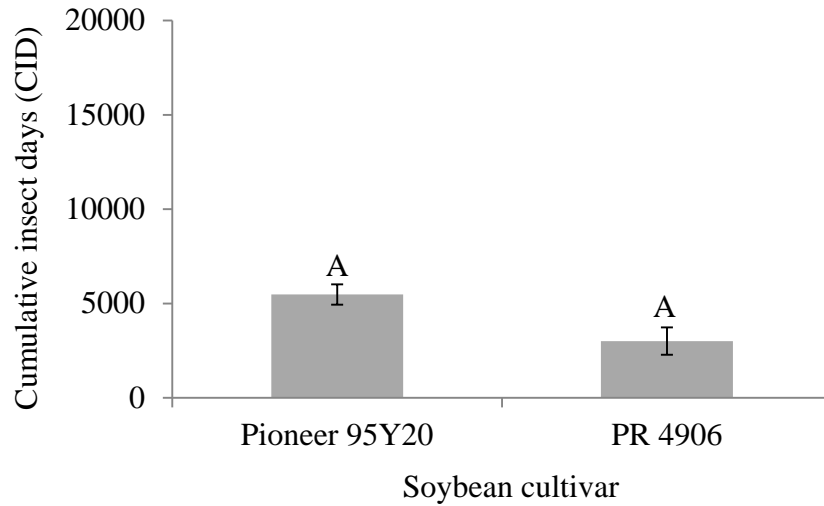


Figure 3.6. Cumulative insect days (CID) of red imported fire ants from Pioneer 95Y20 and PR 4906 in 2012. Means accompanied by different letters indicate a significant difference ($P < 0.05$).

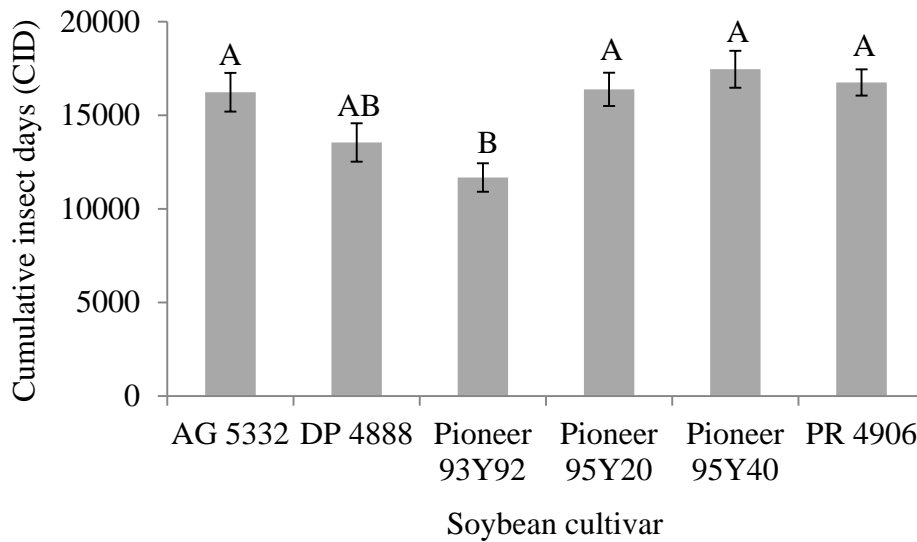


Figure 3.7. Cumulative insect days (CID) of red imported fire ants from AG 5332, DP 4888, Pioneer 93Y92, Pioneer 95Y20, Pioneer 95Y40, and PR 4906 in 2013. Means accompanied by different letters indicate a significant difference ($P < 0.05$).

3.4. Discussion

The results from this study demonstrated that plant resistance plays a major role in negatively impacting the pest pressure of stink bugs than insecticide application. The consistently low CID on Pioneer 95Y20 was an indication that stink bug numbers were reduced. From these results, it is possible that non-preference was the mechanism of resistance for Pioneer 95Y20. McPherson et al. (2007) proposed that soybean cultivars with low stink bug infestations demonstrated non-preference. Insect resistant soybean cultivars have been also been reported to be have less seed damage (Campos et al. 2010). Accordingly, Pioneer 95Y20 showed some form of resistance to stink bugs by having the least amount of seed damage. However, this cultivar did not positively impact 100-seed weight. The 100-seed weight ranged from 12–16.1 g, consistent with cultivars evaluated by McPherson et al. (2007). Nevertheless, overall yield from Pioneer 95Y20 was higher than other cultivars and amounted to ~100 bushels/A. Higher yields have also been previously demonstrated in moderately insect resistant soybean cultivars (McPherson et al 2007). PR 4906 showed susceptibility to stink bug infestation, and had higher damage and low yield throughout the study.

Apparently, insecticides were not as effective as resistant soybean cultivars in reducing stink bug pest pressure in the present study. At present, redbanded stink bug is the predominant phytophagous pentatomid species in Louisiana and tolerance to major classes of insecticides by this pest was reported (Baur et al. 2010, Temple et al. 2013b). Nevertheless, thiamethoxam significantly reduced the number of brown complex and redbanded stink bugs when contrasted to other insecticides. Baur et al. (2000) reported that thiamethoxam has the potential to provide control exceeding 70 %. The present study also showed that seed damage was reduced by

application of thiamethoxam and to a lesser extent, 100-seed weight was increased by this insecticide. On the contrary, yield was not impacted by the application of any insecticide.

This current study also demonstrated that soybean cultivars can have a positive effect on the number of fire ants. However, CID of red imported fire ants were similar between moderately resistant soybean cv. Pioneer 95Y20 and susceptible cv. PR 4906 in 2013. Not much is known about the association of red imported fire ants and resistant soybean cultivars. However, it was reported that insect resistant soybean cultivars can attract a higher number of natural enemies (Michereff et al. 2014).

Generally, insecticides did not enhance egg parasitism in this study and it is possible that parasitoid emergence was precluded. 8-day old insecticide residues on plants were found to be toxic to stink bug egg parasitoids (Smilanick et al. 1995). Koppel et al. (2011) reported mortality of 100% mortality of *T. podisi* in field experiments caused by lambda-cyhalothrin. They also demonstrated that some insecticides were more toxic to developing *T. podisi* than to developing brown stink bug. Other insecticides known to be toxic to stink bug egg parasitoids include acephate and thiamethoxam (Koppel et al. 2011, Turchen et al. 2015). The non-persistent or selective insecticides in the present study may have had similar adverse effects on egg parasitoids and thus, prevent their emergence.

The present study demonstrated that a combination of insect resistant soybean cultivars with non-persistent insecticides may provide appreciable amount of stink bug control on soybeans. In addition, resistant soybean cultivars were shown to have a positive impact on the red imported fire ants which can enhance mortality of stink bugs. Overall, this study demonstrated that plant resistance was an important factor in the management of stink bugs on soybeans because the moderately resistant Pioneer 95Y20 had consistently reduced pest pressure, less seed damage,

and high yields. To some degree, the insecticide thiamethoxam also provided better control than the other selected insecticides. This was an interesting outcome because thiamethoxam is not among the recommended insecticides for the control of stink bugs on commercial soybeans in Louisiana. However, one of the recommended insecticides is a mixture of lambda-cyhalothrin and thiamethoxam (Endigo ZC, Syngenta Crop Protection, LLC, Greensboro, NC) (Davis 2014). In conclusion, growers should plant insect resistance soybean cultivars as an integral component of stink bug management. The continued use of insecticides when needed would further mitigate any shortfalls of the resistant soybean cultivars.

CHAPTER 4: IMPACT OF EXOGENOUS METHYL JASMONATE ON ATTRACTION OF NATURAL ENEMIES OF STINK BUGS (HEMIPTERA: PENTATOMIDAE) ON SOYBEANS

4.1. Introduction

Stink bugs (Hemiptera: Pentatomidae) cause considerable damage to soybeans, *Glycine max* (L.) Merrill (Russin et al. 1987, Corrêa-Ferreira and de Azevedo 2002), manifested as underdeveloped pods (Corrêa-Ferreira and de Azevedo 2002) that can lead to reduced yield and poor seed quality (McPherson et al. 1994). To lessen these damaging effects on soybeans, economic thresholds, and economic injury levels have been established (Musser et al. 2011). Nevertheless, naturally occurring natural enemies can cause stink bug mortality (Orr et al. 1986, Koppel et al. 2009). Several studies have reported that insecticide application can have deleterious effects on natural enemies of stink bugs (Sudarsono et al. 1992, Smilanick et al. 1996, Koppel et al. 2011, Turchen et al. 2015). Still, chemical control and the conservation of biological control agents can be compatible (Sudarsono et al. 1992).

Attraction of biological control agents was demonstrated by exogenous application of *cis*-jasmone on soybean plants (Vieira et al. 2013). *Cis*-jasmone is a derivative of jasmonic acid (JA) (von Dahl and Baldwin 2004), and a constituent of plant volatiles that are released when herbivory occurs (Loughrin et al. 1995, Pare and Tumlinson 1997). JA is a plant growth regulating hormone and has been associated with developmental processes such as senescencing of leaves (Meyer et al. 1984, Anderson 1989). It was also reported that *cis*-jasmone induces the synthesis of herbivore induced plant volatiles (HIPVs) in soybean plants, and these compounds are similar to the naturally induced HIPVs caused by stink bug feeding and oviposition (Moraes et al. 2008).

Several studies have evaluated the attractiveness of *cis*-jasmone to natural enemies in different plants (Moraes et al. 2005, Moraes et al. 2008, Simpson et al. 2011, Vieira et al. 2013). For example, when *cis*-jasmone increased the attractiveness of parasitoids of aphid pests (Bruce et al. 2003).

Methyl jasmonate (MeJA) is another derivative of jasmonic acid (von Dahl and Baldwin 2004). In comparable studies to *cis*-jasmone, it was shown that methyl jasmonate was an attractant for parasitoids in grapevines (James and Grasswitz 2005). Rodriguez-Saona et al. (2001) further reported that synthetic methyl jasmonate mimicked the plant response induced by insect herbivory through emission of volatiles in cotton plants. However, there are few studies on the effects of methyl jasmonate (MeJA) on natural enemies of stink bugs infesting soybean plants. Therefore, it was postulated that the abundance of natural enemies in soybean would be affected by exogenous application of methyl jasmonate. The objective of this study was to determine the effect of MeJA on the abundance of predators and stink bug egg parasitoids over sampling dates.

4.2. Materials and Methods

In 2014, this experiment was conducted at three Louisiana State University Agricultural Center Research Stations (LSU AgCenter) in Crowley (Rice Research Station), Jeanerette (Iberia Research Station), and St. Joseph (Northeast Research Station) (Figure 4.1). In 2015, the experiment was carried out in Alexandria (Dean Lee Research Station, Baton Rouge (Ben Hur Research Farm), Chase (Sweet Potato Research Station), Crowley (Rice Research Station), and Jeanerette (Iberia Research Station).

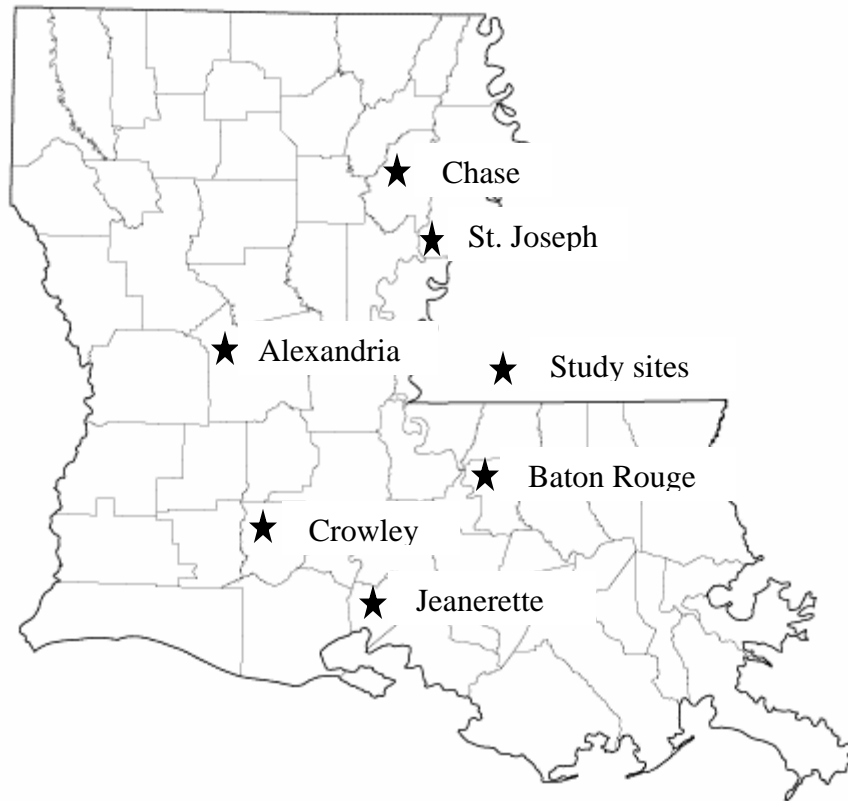


Figure 4.1. Study sites in Louisiana in 2014 and 2015

During both years, soybean varieties Asgrow AG 4034 (Monsanto, St. Louis, MO), Asgrow AG 4633 (Monsanto, St. Louis, MO), and Asgrow AG 5535 (Monsanto, St. Louis, MO) were each planted in large plots 0.1 ha at each location. However, soybean varieties Credenz™ CZ 3945 LL (Monsanto, St. Louis, MO), Credenz™ CZ 4748 LL (Monsanto, St. Louis, MO), Credenz™ CZ 5445 LL (Monsanto, St. Louis, MO) were planted in Alexandria during 2015. The recommended agronomic practices were applied to all soybean fields without insecticides (Levy et al. 2016). At each location, six adjacent plots measuring 7.6 m long by 4 rows wide were randomly selected and demarcated in each the three soybean cultivars. Out of the six plots in each cultivar, three were sprayed with methyl jasmonate (Bedoukin Research, Denbury, CO)

at a concentration of 10 ppm (~ 45 ppm) (Penninckx et al. 1998). The other three plots were left untreated. The three treated plots were sprayed using a CO₂ pressurized backpack sprayer fitted with Teejet 8006 flat spray nozzles. Treatment with methyl jasmonate began on dates when the soybean plants reached pod development stage (R3) and a second spraying was done when plants reached pod filling (R5.5) (Fehr et al. 1971) (Table 4.1). Sampling of fire ants and parasitoids on all six plots per MG began two days after the first application of methyl jasmonate. Thereafter, sampling was conducted on a weekly basis until the second application of methyl jasmonate. Plots were also sampled two days after the second treatment and then weekly sampling resumed until physiological maturity (R8) of soybean plants.

Table 4.1. Spraying dates for MeJA in 2014 and 2015

Year	Location	First treatment	Second treatment
2014	Crowley	June 23	July 14
	Jeanerette	June 30	July 21
	St. Joseph	July 23	August 13
2015	Alexandria	August 4	August 26
	Baton Rouge	July 21	August 18
	Chase	July 7	August 3
	Crowley	July 21	August 12
	Jeanerette	June 23	July 19

4.2.1. Red imported fire ants (RIFA) sampling.

Sampling of red imported fire ants (RIFA) was started at 2 days after treatment (DAT) and thereafter, weekly. The ants were collected using ~ 0.125 cm³ cubes of hot dogs (Bar-S, Phoenix, AZ) (bait) placed individually in 20 ml scintillation vials (Wheaton®, Millville, NJ) (Bao et al.

2011). Three vials containing bait were placed at three points along one row per plot and left for 5 minutes. Another set of three vials were also placed at three points along an adjacent row in the same plot and left for 45 minutes (rows were alternated during each sampling week). The time intervals were based on previous experiments that exposed predators and parasitoids to jasmonic acid treated plants for a maximum of 5 minutes (Dicke et al. 1999, Gols et al. 2003) or 45 minutes (Williams et al. 2008). After the prescribed time lapsed, each vial with fire ants was collected and capped with a lid. The collected fire ants were placed in a freezer for at least one day and then counted.

4.2.2. Parasitoid sampling.

Ten plants were randomly collected by destructive sampling on two adjacent rows from each plot and rows were alternated every week in each plot. All plant structures were visually examined for the presence of stink bug egg clusters. The number of eggs per cluster was recorded and identified to species level where possible but all egg clusters belonging to the genera *Euschistus* (Hemiptera: Pentatomidae) were grouped together according to Temple (2011). The eggs of southern green stink bug, *Nezara viridula* (L.) (Hemiptera: Pentatomidae) and green stink bug *Chinavia hilaris* Say (Hemiptera: Pentatomidae) were grouped together and hereafter called “green stink bug complex”.

The collected stink bug egg clusters (still attached to plant substrate) were placed in 5 cm clear plastic containers (Wide-mouth jars; Uline, Pleasant Prairie, WI) that contained moistened folded grade one 9 cm sheet of cellulose filter paper (Whatman Inc. Sanford, ME). These eggs were later reared in a growth chamber (model I-36VL, Percival Scientific, Perry, IA) at 25°C, 60% RH and 14:10 (L:D) h photoperiod. Egg clusters were monitored daily until stink bug nymphs hatched or parasitoids emerged. The emerged nymphs were discarded, and the

parasitoids were preserved in vials containing 95% ethyl alcohol. All emerged parasitoids were air dried and mounted on triangular card points (Johnson 1984b) and identified to species level using taxonomic keys (Masner 1980, Johnson 1984a, 1984b, 1985b, 1987).

4.2.3. Data Analysis.

Repeated measures were performed (PROC GLIMMIX, SAS Institute 2013) to determine the effect of methyl jasmonate on the abundance of red imported fire ants for the two time intervals (5 and 45 minutes) at different sampling dates/times. Repeated measures using PROC GLIMMIX (SAS Institute 2013) were also performed to determine the effect of methyl jasmonate on the abundance of stink bug egg parasitoids at different sampling dates. The species composition of stink bug eggs was analyzed using one-way analysis of variance (ANOVA) (PROC GLM, SAS Institute 2013). Post hoc comparisons were made using Tukey's honestly significant difference (HSD) test at $\alpha = 0.05$ (PROC GLM, SAS Institute 2013).

4.3. Results

In 2014, treatment with methyl jasmonate at the 5-minute time interval did not have an effect on the number of fire ants because no significant interaction was observed ($F = 0.7$; $df = 1, 6$; $P = 0.6527$). Likewise, the number of fire ants in the treated and untreated plots were not significantly different ($F = 0.1$; $df = 1$; $P = 0.7282$). The number of fire ants among sampling dates did not differ significantly ($F = 1.8$; $df = 6$; $P = 0.0955$) (Table 4.2). At the 45-minute time interval, methyl jasmonate did not have an effect on the number of fire ants ($F = 0.3$; $df = 1, 6$; $P = 0.9331$). There were no significant differences between treated and untreated plots ($F = 1.3$; $df = 1$; $P = 0.2565$) but there were significantly high numbers of ants collected at 2 DAT and 14 DAT ($F = 13.8$; $df = 6$; $P < 0.0001$) (Table 4.2).

In 2015, methyl jasmonate had an effect on the number of fire ants because a significant interaction was observed between methyl jasmonate treatment and sampling date at the 5-minute time interval ($F = 2.7$; $df = 1, 5$; $P = 0.0312$). In addition, the number of fire ants was higher in the treated plots compared to the untreated plots ($F = 9.7$; $df = 1$; $P = 0.0229$). The number of fire ants collected at 35 DAT was significantly higher ($F = 9.7$; $df = 5$; $P < 0.0001$) (Table 4.3). At the 45-minute time interval, methyl jasmonate did not have a significant effect on number of fire ants collected ($F = 1.2$; $df = 1, 5$; $P = 0.2919$). Similarly, there was no significant difference between treatments ($F = 3.0$; $df = 5$; $P = 0.0834$) and sampling dates did not have a significant effect on the number of fire ants collected ($F = 0.9$; $df = 5$; $P = 0.5003$) (Table 4.3).

A significantly high percentage of redbanded stink bug, *Piezodorus guildinii* (Westwood) (Hemiptera: Pentatomidae) eggs were collected in 2014 ($F = 37.1$; $df = 2$; $P < 0.0001$) and in 2015 ($F = 33.7$; $df = 2$; $P < 0.0001$) (Table 4.4.) *Telenomus podisi* Ashmead (Hymenoptera: Platygasteridae) was the only parasitoid that emerged from the parasitized eggs during the entire study.

Methyl jasmonate had no significant effect on the parasitism rates by *T. podisi* ($F = 1.9$; $df = 1, 6$; $P = 0.1134$) and no significant differences were observed between treatments in 2014 ($F = 0.8$; $df = 1$; $P = 0.3707$). However, significantly high parasitism rates were observed at 2 DAT and 14 DAT ($F = 2.8$; $df = 6$; $P = 0.0248$) (Figure 4.2). In 2015, there were no significant effects of methyl jasmonate on parasitism rates ($F = 0.5$; $df = 1, 5$; $P = 0.7855$). Further, no significant differences were detected between treatments ($F = 0.6$; $df = 1$; $P = 0.4478$) and among sampling dates ($F = 0.4$; $df = 5$; $P = 0.8623$) (Figure 4.3).

Table 4.2. Mean number of red imported fire ants (\pm SE) at different sampling dates in 2014

Time	Treatment	2 DAT	7 DAT	14 DAT	21 DAT	28 DAT	35 DAT	42 DAT
5-minutes	Treated	4.5 \pm 1.7a	16.1 \pm 3.7a	8.9.0 \pm 3.2a	9.2 \pm 3.7a	12.5 \pm 5.8a	10.2 \pm 5.9a	0.1 \pm 0.0a
	Untreated	8.0 \pm 2.7a	13.2 \pm 3.5a	18.0 \pm 5.5a	6.3 \pm 2.7a	10. 8 \pm 4.7a	11.4 \pm 5.5a	0.1 \pm 0.0a
45-minutes	Treated	70.9 \pm 9.7a	44.2 \pm 6.0ab	77.1 \pm 9.5a	47.7 \pm 0.5ab	22.5 \pm 8.3b	13.0 \pm 4.8b	14.2 \pm 5.9b
	Untreated	88.9 \pm 10.8a	48.8 \pm 6.8ab	71.9 \pm 8.4a	55.6 \pm 0.5ab	18.0 \pm 5.9b	23.0 \pm 7.2b	12.6 \pm 5.0b

Means with the same letters within a row are not significantly different ($P > 0.05$; Tukey's HSD)

Table 4.3. Mean number of red imported fire ants (\pm SE) at different sampling dates in 2015

Time	Treatment	2 DAT	7 DAT	14 DAT	21 DAT	28 DAT	35 DAT
5-minutes	Treated	14.2 \pm 3.0b	16.0 \pm 3.0b	28.6 \pm 5.4b	16.1 \pm 4.1b	15.5 \pm 6.8b	86.0 \pm 18.1a
	Untreated	9.5 \pm 2.6b	21.2 \pm 4.7b	21.5 \pm 4.08b	16.1 \pm 4.0b	11.0 \pm 4.0b	44.9 \pm 12.1a
45-minutes	Treated	49.4 \pm 4.8a	35.9 \pm 4.8a	46.7 \pm 5.8a	56.6 \pm 8.4a	42.7 \pm 8.5a	47.6 \pm 17.1a
	Untreated	44.9 \pm 4.6a	44.8 \pm 4.9a	37.68 \pm 5.0a	41.2 \pm 6.0a	38.4 \pm 7.2a	22.7 \pm 9.5a

Means with the same letters within a row are not significantly different ($P > 0.05$; Tukey's HSD)

Table 4.4. Mean percentage (%) of stink bug species (\pm SE) in 2014 and 2015

Year	<i>Euschistus</i> spp.	Green stink bug complex	<i>P. guildinii</i>
2014	8.4 \pm 3.1c	27.0 \pm 4.9b	64.7 \pm 5.8a
2015	14.4 \pm 3.7b	14.4 \pm 6.0b	71.0 \pm 6.7a

Means with the same letters within a row are not significantly different ($P > 0.05$; Tukey's HSD)

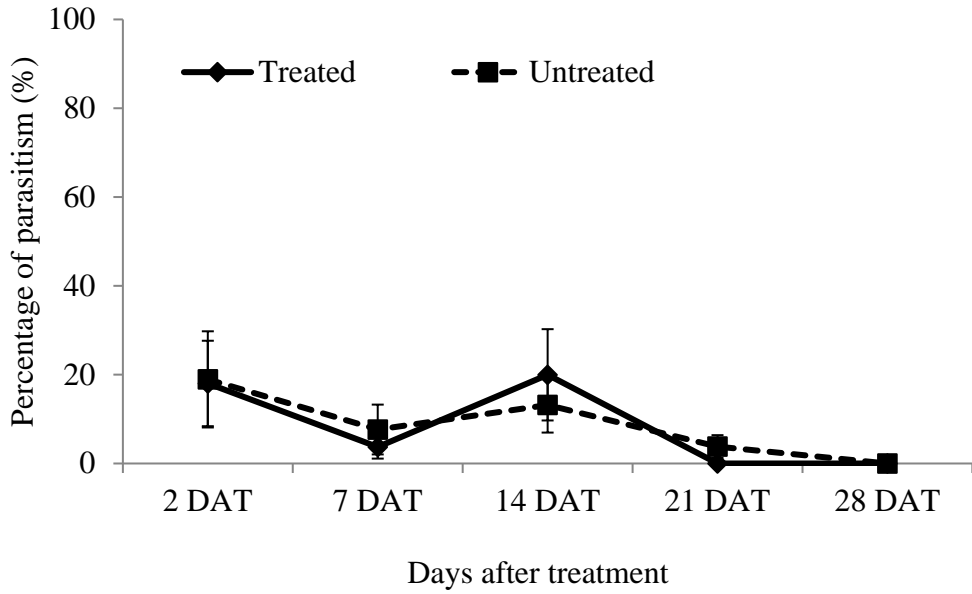


Figure 4.2. Mean percentage of stink bug eggs parasitized (%) (\pm SE) in 2014

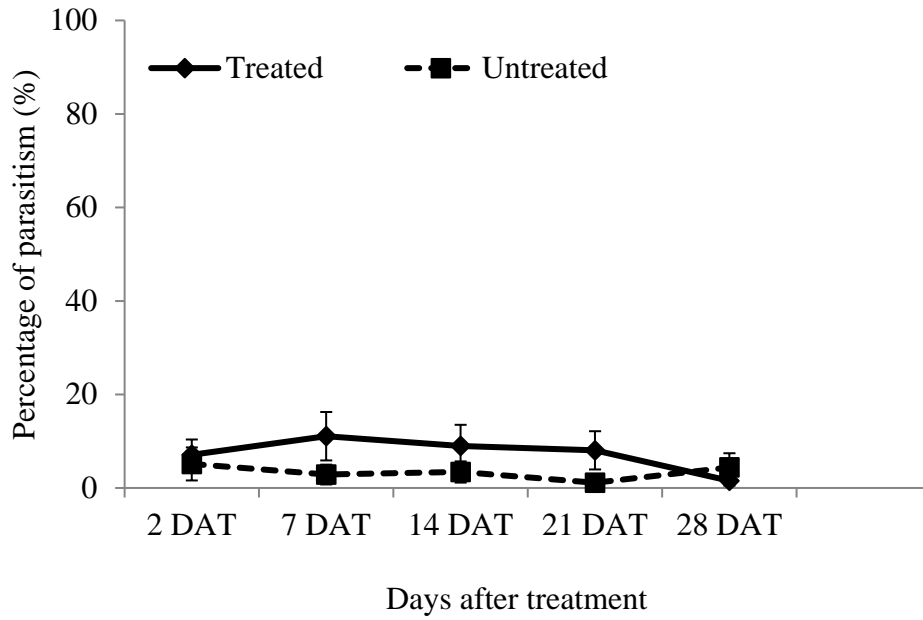


Figure 4.3. Mean percentage of stink bug eggs parasitized (%) (\pm SE) in 2015

4.4. Discussion

Results from this study showed that application of methyl jasmonate had a significant time effect on the abundance of red imported fire ants only at the 5-minute time interval in 2015. The high number of natural enemies collected at 35 DAT collaborates with previous reports (Simpson et al. 2011, Vieira et al. 2013). An increase in the abundance of platygastriid parasitoids was reported to last for about a month on soybean plants that were treated with *cis*-jasmone (Simpson et al. 2011, Vieira et al. 2013). Possibly, the second application of methyl jasmonate led to an increase in the abundance of fire ants. Rodriguez –Saona et al. (2001) reported that the induction of herbivore induced volatiles reduces over time when only one methyl jasmonate application is made.

Methyl jasmonate treated and untreated plots had similar number of fire ants in both years except at the 5-minute point in 2015. A plausible explanation for this observation is the ability of methyl jasmonate to send signals to neighboring plants by production of predator attracting volatiles (Bruin and Dicke 2001). Further, airborne signals were proposed as being found in plant-plant interactions (Arimura et al. 2002). It is possible that soybean plants in the current study were involved in similar interactions, although this requires further investigation. Methyl jasmonate did not have an effect on parasitism rates during both soybean growing seasons. This could be due to the inability of adult parasitoids to locate food resources (Simpson et al. 2011). Moreover, treatment with methyl jasmonate does not always lead to an increase in intensity of parasitism (Simpson et al. 2011, von Meroy et al. 2012). It was also proposed that platygastriid parasitoids may have challenges in locating egg cues (Vieira et al. 2013) because they use indirect cues or host searching (Moraes et al. 2005, Moraes et al. 2008). Moraes et al. (2008) further suggested that “switching-off” mechanisms for *T. podisi* attraction occurred when

soybean plants had a combination of stink bug eggs and insect damage. In addition, *T. podisi* was the only parasitoid recovered in the present study and it was previously reported to respond selectively to defensive compounds of different stink bug species (Hatanaka 1993).

Regardless, the positive response of the fire ants to exogenous methyl jasmonate observed in 2015 at the 5-minute time interval can be an added advantage in the integrated pest management of stink bugs on soybeans. Cortesero et al. (2000) suggested that manipulation of plant signals could enhance biological control. This current study demonstrated that application of methyl jasmonate can enhance red imported fire ants up to one month after application. Future evaluation of intraguild predation in the presence of red imported fire ants would provide additional information on different soybean plant-insect interactions.

CHAPTER 5: SUMMARY AND CONCLUSIONS

The most important insect pests of soybean in Louisiana include the soybean looper *Chrysodeixis includens* (Walker), velvetbean caterpillar, *Anticarsia gemmatalis* (Hübner), green cloverworm *Hypena scabra* (F.), threecornered alfalfa hopper, *Spissistilus festinus* and the stink bugs (Hemiptera: Pentatomidae). The stink bugs cause major economic losses to growers in Louisiana by seed damage and the need for repeated insecticide applications. Currently, the redbanded stink bug, *Piezodorus guildinii* (Westwood) is the most abundant stink bug in Louisiana and is capable of causing more damage compared to other species. Control of this invasive involves scouting which is followed by chemical treatment but *P. guildinii* is more tolerant to insecticide application in the United States.

Work in Brazil on *P. guildinii* demonstrated that different approaches to managing this pest can be implemented. Moreover, the management strategies can be integrated to reduce insecticide application. For these reasons, three main objectives were proposed to evaluate different management tactics on soybeans in Louisiana. The main objectives were to determine the current status of stink bug egg parasitoids and their percentage of parasitism in Louisiana. The second objective was to evaluate interactions between host plant resistance, insecticides, and biological control, and their effects on stink bugs. Lastly, the third objective was to determine effects of exogenous application of methyl jasmonate on soybean plants on natural enemies of stink bugs.

For the first objective, a total of 4,621 stink bug eggs were collected. The egg parasitoid *Telenomus podisi* Ashmead (Hymenoptera: Platygastridae) was the most abundant during the study. The parasitism of eggs was also influenced by plant structures with most of the parasitoids attacking stink bug eggs on leaves. Results from the second objective demonstrated that the

soybean cultivar Pioneer 95Y20 consistently reduced pest pressure, seed damage, and increased yield. The chemical thiamethoxam performed better than the other insecticides. Results from the last study demonstrated that there was a treatment effect of methyl jasmonate on red imported fire ants collected after a 5-minute time interval in the field. However, the treatment with methyl jasmonate did not affect the percentage of parasitism rates on stink bug eggs. This was partly due to low incidences of stink bug egg clusters.

These studies demonstrated that *P. guildinii* was successfully attacked by egg parasitoids. However, emergence of these parasitoids may have been disrupted by chemical application in the second study. Host plant resistance played a significant role in reduction of stink bug pest pressure and damage. Therefore, a recommendation may be that moderately resistant soybean be incorporated in an integrated pest management (IPM) approach. In conclusion, host plant resistance should be the main pest control strategy and insecticides should be applied when economic thresholds are reached to conserve natural enemy populations.

REFERENCES CITED

- Abram, P. K., T. D. Garipey, G. Boivin, and J. Brodeur. 2014. An invasive stink bug as an evolutionary trap for an indigenous egg parasitoid. *Biol. Invasions* 16: 1387-1395.
- Abudulai, M., M. Shepard, and P. L. Mitchell. 2001. Parasitism and predation on eggs of *Leptoglossus phyllosus* (L.) (Hemiptera: Coreidae) in cowpea: Impact of endosulfan sprays. *J. Agric. Urban Entomol.* 18: 105-115.
- Anderson, J. M. 1989. Membrane-derived fatty acids as precursors to second messengers, pp. 181-212. *In* W. F. Boss, and D. J. Morre, (eds.), *Second messengers in plant growth and development*. Allen R. Liss, NY.
- Arimura, G., R. Ozawa, T. Nishioka, W. Boland, T. Koch, F. Kühnemann, and J. Takabayashi. 2002. Herbivore-induced volatiles induce the emission of ethylene in neighboring lima bean plants. *Plant J.* 29: 87 – 98.
- Ashlock, L., W. Mayhew, T. Windham, T. Keisling, R. Klerk, D. Beaty, and G. Lorenz. 1998. Production systems and economics, pp. 115-121. *In* *Arkansas soybean handbook*, MP197. Ark. Coop. Ext. Serv. Little Rock, AR.
- Baldwin, J. 2004. Stubborn new stink bug threatens Louisiana soybean. *Louis. Agric.* 47: 4.
- Baldwin, J. L., D. J. Boethel, and B. R. Leonard. 1997. Soybean insect control. *La. Coop. Ext. Serv. Publ.* 2211.
- Bao, S. Z., L. Kafle, and C. J. Shih. 2011. A new baited trap for monitoring *Solenopsis invicta* (Formicidae: Hymenoptera) in Taiwan. *Appl. Entomol. Zool.* 46:165-169.
- Baur, M. E., D. J. Boethel, M. L. Boyd, G. R. Bowers, M. O. Way, L. G. Heatherly, J. Rabb, and L. Ashlock. 2000. Arthropod populations in early soybean production systems in the Mid-South. *Environ. Entomol.* 29: 312-328.
- Baur, M. E., D. R. Sosa-Gomez, J. Ottea, B. R. Leonard, I. C. Corso, J. J. Da Silva, J. Temple, and D. J. Boethel. 2010. Susceptibility to insecticides used for control of *Piezodorus guildinii* (Heteroptera: Pentatomidae) in the United States and Brazil. *J. Econ. Entomol.* 103: 869-876.
- Boethel, D. J. 1999. Assessment of soybean germplasm for multiple insect resistance, pp. 101-129. *In* S. L. Clement and S. S. Quisenberry (eds.), *Global plant genetic resources for insect-resistant crops*. CRC, Boca Raton, FL.
- Boethel, D. J. 2004. Integrated pest management of soybean insects, pp. 853– 881. *In* H. R. Boerma and J. E. Specht (eds.), *Soybeans: improvement, production and uses*, 3rd ed. ASA/CSSA/SSSA, Madison, WI.

- Boethel, D. M., J. S. Russin, A. T. Wier, M. B. Layton, J. S. Mink, and M. L. Boyd. 2000. Delayed maturity associated with southern green stink bug (Heteroptera: Pentatomidae) injury at various soybean phenological stages. *J. Econ. Entomol.* 93: 707-712.
- Bommireddy, P. L., B. R. Leonard and K. Emfinger. 2006. Evaluation of selected insecticides against stink bug (*Piezodorus guildinii* (Westwood)) on cotton bolls, 2005. *Arthropod Manage. Tests.* <http://dx.doi.org/10.1093/amt/31.1F18>. Accessed 5 August 2015.
- Boquet, D. J. 1998. Yield and risk utilizing short-season soybean production in the mid-southern USA. *Crop Sci.* 38: 1004-1011.
- Bruce, T., J. Pickett, and L. Smart. 2013. *cis*-jasmone switches on plant defence against insects. *Pestic. Outlook.* 14: 96-98.
- Bruin, J., and M. Dicke. 2001. Chemical information transfer between wounded and unwounded plants; backing up the future. *Biochem, Syst. Ecol.* 29: 1103-1113.
- Bundy, C.S., and R. M. McPherson, R.M. 2000. Morphological examination of stink bug (Heteroptera: Pentatomidae) eggs on cotton and soybeans, with a key to genera. *Ann. Entomol. Soc. Am.* 93: 616–624.
- Buschman, L. L., and W. H. Whitcomb. 1980. Parasites of *Nezara viridula* (Hemiptera: Pentatomidae) and other Hemiptera in Florida. *Fla. Entomol.* 63: 154-167.
- Campos, M. L., J. Kang, and G. A. Howe. 2014. Jasmonate-triggered plant immunity. *J. Chem. Ecol.* 40: 657-675.
- Campos, M., A. Knutson, J. Heitholt, and C. Campos. 2010. Resistance to seed feeding by southern green stink bug, *Nezara viridula* (Linnaeus), in soybean, *Glycine max* (L.) Merrill. *Southwest. Entomol.* 35: 233–239.
- Cao, W., H. Hengwen, and Z. Jingchang. 2005. Preparation of biodiesel from soybean oil using supercritical methanol and co-solvent. *Fuel.* 84: 347– 51.
- Castiglioni, E. G. Giani, C. Binnewies, and O. Bentacur. 2008. Susceptibility to endosulfan in the stink bug *Piezodorus guildinii* (Hemiptera: Pentatomidae). *Agrociencia XII*: 31-34.
- Chabi-Olaye, A., F. Schulthess, and H. M. Poehling. 2001. Host selection and host discrimination behavior of *Telenomus isis*, an egg parasitoid of the African cereal stem borer *Sesamia calamistis*. *J. Chem. Ecol.* 27: 663-678.
- Clemente, T. E., and E. B. Cahoon. 2009. Soybean oil: Genetic approaches for modification of functionality and total content. *Plant Physio.* 151: 1030-1040.

- Colazza, S. and F. Bin. 1995. Efficiency of *Trissolcus basal* (Hymenoptera: Scelionidae) as an egg parasitoid of *Nezara viridula* (Heteroptera: Pentatomidae) in central Italy. *Environ. Entomol.* 24: 1703-1707.
- Corréa-Ferreira, B. S., and J. de Azevedo. 2002. Soybean seed damage by different species of stink bugs. *Agric. For. Entomol.* 4: 145-150.
- Corréa-Ferreira, B. S., and F. Moscardi. 1995. Seasonal occurrence and host spectrum of egg parasitoids associated with soybean stink bugs. *Biol. Control.* 5: 196-202.
- Corréa-Ferreira, B. S., and F. Moscardi. 1996. Biological control of soybean stink bugs by inoculative releases of *Trissolcus basal*. *Entomol. Exp. Appl.* 79: 1-7.
- Corréa-Ferreira, B.S., L. A. Domit, L. Morales, and R. C. Guimarães. 2000. Integrated soybean pest management in micro river basins in Brazil. *Int. J. Pest Manag.* 5: 75–80.
- Cortesero, A. M., J. O. Stapel, and W. J. Lewis. 2000. Understanding and manipulating plant attributes to enhance biological control. *Biol. Control.* 17: 35-49.
- Costa. E. C., and D. Link. 1977. Efeito do ataque de *Piezodorus guildinii*, em duas variedades de soja. *Rev. cent. Cienc. Runas* 7: 141-148.
- Daugherty, D. M. 1967. Pentatomidae as vectors of yeast-spot disease of soybeans. *J. Econ. Entomol.* 60: 147-52.
- Davis. J. 2014. Crops–commercial soybeans, pp. 32-37. *In Louisiana Insect Pest Management Guide*. Pub. 1802. LSU AgCenter, Baton Rouge, LA.
- Davis, J. A., A. R. Richter, J. H. Temple, and B. R. Leonard. 2009. Efficacy of foliar insecticides for control of stink bugs and threecornered alfalfa hopper, 2008. *Arthropod Manage. Tests*. DOI.10.4182/amt.2009.F56. Accessed 18 September 2015.
- De Almeida, G. D.S.S., M. S. Loíacono, C. B. Margaría, R. F. Monteiro. 2015. A new species of *Telenomus* Haliday (Hymenoptera: Platygastridae) egg parasitoid of *Parides Ascanius* (Cramer) (Lepidoptera: Papilionidae), a threatened species from Brazil. *Zootaxa* 3986: 387-392.
- Dicke, M., R. Gols, D. Ludeking, and M. A. Posthumus. 1999. Jasmonic acid and herbivory differentially induce carnivore-attracting plant volatiles in lima bean plants. *J. Chem. Ecol.* 25: 1907-1922.
- Ehler, L. E. 2002. An evaluation of some natural enemies of *Nezara viridula* in southern California. *BioControl.* 47: 309-325.
- Fehr, W. R., C. E. Caviness, D. T. Burmood, and J. S. Pennington. 1971. Stage of development descriptions for soybeans, *Glycine Max* (L.) Merrill. *Crop Sci.* 11: 929-931.

- Foerster, L. A., and A. K. Doetzer. 2006. Cold storage of the parasitoids *Trissolcus basalis* (Wollaston) and *Telenomus podisi* Ashmead (Hymenoptera: Scelionidae). *Biol. Control* 36: 232-237.
- Fraga, C. P., and L. H. Ochoa. 1972. Aspectos morfológicos y bioecológicos de *Piezodorus guildinii* (West.) (Hemiptera; Pent.). *Idia-Suplement* 28: 103-17.
- Genung, W. G., E. Green Jr., and C. Welberg. 1964. Interrelationship of stink bugs and diseases to everglades soybean production. *Proc. Soil Crop Sci. Fla.* 24: 131-137.
- Godfray, H. C. J. 1994. *Parasitoids: behavioral and evolutionary ecology*. Princeton University Press, Princeton, NJ. 473 pp.
- Gols, R., M. Roosen, H. Dijkman, and M. Dicke. 2003. Induction of direct and indirect plant responses by jasmonic acid, low spider mite densities, or a combination of jasmonic acid treatment and spider mite infestation. *J. Chem. Ecol.* 29: 2651-2666.
- Gore, J., C. A. Abel, J. J. Adamczyk, and G. Snodgrass. 2006. Influence of soybean planting date and maturity group on stink bug (Heteroptera: Pentatomidae) populations. *Environ. Entomol.* 35: 531-536.
- Guidry, K. 2010. Louisiana soybean enterprise budgets. LSU AgCenter. (http://www.lsuagcenter.com/en/money_business/farm_business/budgets). Accessed 20 June 2015.
- Harold, J. A., and J. A. Ottea. 2000. Characterization of esterases associated with profenofos resistance in the tobacco budworm, *Heliothis virescens* (F.). *Arch. Insect Biochem. Physiol.* 45: 47-59.
- Hatanaka, A. 1993. The biogenesis of green odour by green leaves. *Phytochem.* 34: 1201-1218.
- Heatherly, L. G. 1999. Early soybean production system, pp. 103-119. *In* L. G. Heatherly and H. F. Hodges (eds.), *Soybean production in the midsouth*. CRC, Boca Raton, FL.
- Heatherly, L. G., and S. R. Spurlock. 1999. Yield and economics of traditional and early soybean production system (ESPS) seedlings in the midsouthern United States. *Field Crops Res.* 63: 35-45.
- Higuchi, H. 1993. Seasonal prevalence of egg parasitoids attacking *Piezodorus hybneri* (Heteroptera: Pentatomidae) on soybeans. *Appl. Entomol. Zool.* 28: 347-352.
- Hill, J. L., E. K. Peregrine, G. L. Sprau, C. R. Cremeens, R. L. Nelson, J. H. Orf, and D. A. Thomas. 2005. Evaluation of the USDA Soybean Germplasm Collection: Maturity Groups 000-IV (PI 507670-PI 574486). U.S. Dept. of Agric. Tech. Bull. No. 1914.

- Hirose, Y, K. Takasu, and M. Takagi. 1996. Egg parasitoids of phytophagous bugs in soybean: mobile natural enemies as naturally occurring biological control agents of mobile pests. *Biol. Control* 7: 84-94.
- James, D. G. 2005. Further field evaluation of synthetic herbivore-induced plant volatiles as attractants for beneficial insects. *J. Chem. Ecol.* 31: 481-495.
- James, D. G., and T. R. Grasswitz. 2005. Synthetic herbivore-induced plant volatiles increase field captures of parasitic wasps. *BioControl* 50: 871-880.
- Jensen, R. L., and L. D. Newson. 1972. Effect of stink bug damaged soybean seeds on germination emergence and yield. *J. Econ. Entomol.* 65: 262-264.
- Johnson, N. F. 1984a. Revision of the nearctic species of the *Trissolcus flavipes* group (Hymenoptera: Scelionidae). *Proc. Entomol. Soc. Wash.* 86: 797-807.
- Johnson, N. F. 1984b. Systematics of Nearctic *Telenomus*: classification and revisions of the *podisi* and *phymatae* species groups (Hymenoptera: Scelionidae). *Bull. Ohio. Biol. Sur.* Vol. 6. No. 3.
- Johnson, N. F. 1985a. Systematics of new world *Trissolcus* (Hymenoptera: Scelionidae); species related to *T. basalis*. *Can. Entomol.* 117: 431-445.
- Johnson, N. F. 1985b. Revision of the new world species of the Thyantae group of *Trissolcus* (Hymenoptera: Scelionidae) *Can. Entomol.* 117: 107-112.
- Johnson, N. F. 1987. Systematics of new world *Trissolcus*, a genus of pentatomid egg-parasites (Hymenoptera: Scelionidae): Neotropical species of the *flavipes* group. *J. Nat. Hist.* 21: 285-304.
- Kiers, E. T., L. S. Adler, E. L. Grman, and M. G. A. van der Heijden. 2010. Manipulating the jasmonate response: How do methyl jasmonate additions mediate characteristics of aboveground and belowground mutualisms? *Funct. Ecol.* 24: 434-443.
- Kilpatrick R. A., and E. E. Hartwig. 1955. Fungus infection of soybean seed influenced by stink bug injury. *Plant Dis. Rep.* 39: 177- 80.
- Kilpatrick, A. L., A. M. Hagerty, S. G. Turnipseed, M. J. Sullivan, and N. C. Bridges, Jr. 2005. Activity of selected neonicotinoids and dicroptophos on nontraget arthropods in cotton; implications in insect management. *J. Econ. Entomol.* 98: 814-820.
- Kim, S., and U. T. Lim. 2010. Seasonal occurrence pattern and within-plant egg distribution of bean bug, *Ritortus pedetris* (Fabricius) (Hemiptera: Alydidae), its egg parasitoids in soybean fields. *Appl. Entomol. Zool.* 45: 457-464.

- Kogan, M., and S. G. Turnipseed. 1987. Ecology and management of soybean arthropods. *Ann. Rev. Entomol.* 32: 507-538.
- Koppel, A. L., D. A. Herbert, Jr., T. P. Kuhar, and K. Kamminga. 2009. Survey of stink bug (Hemiptera: Pentatomidae) egg parasitoids in wheat, soybean, and vegetable crops in southeast Virginia. *Environ. Entomol.* 38: 375-379.
- Koppel, A. L., D. A. Herbert, Jr., T. P. Kuhar, S. Malone, and M. Arrington. 2011. Efficacy of selected insecticides against eggs of *Euschistus servus* and *Acrosternum hilare* (Hemiptera: Pentatomidae) and the egg parasitoid *Telenomus podisi* (Hymenoptera: Scelionidae) *J. Econ. Entomol.* 104: 137-142.
- Lambert, L., and J. Tyler. 1999. Appraisal of insect-resistant soybeans, pp 131–148. *In*: J. A. Webster, B. R. Wiseman, (eds.), *Economic, environmental, and social benefits of insect resistance in field crops*. Thomas Say Publ., Entomological Society of America, Lanham. LSUAgCenter Publication # 1838. 2015. 2015 Insect pest management guide. 241 pp.
- Laumann, R. A., M. F. S. Aquino, M. C. B. Moraes, M. Parejam, and M. Borges. 2009. Response of the egg parasitoids *Trissolcus basalus* and *Telenomus podisi* to compounds from defensive secretions of stink bugs. *J. Chem. Ecol.* 35: 8-19.
- Levy, R., B. Padgett, J. Lofton, T. Price, D. Harrel, J. Stevens, D. Stephenson, S. Viator, B. J. Haggard, P. Bollich, C. Hollier, and B. Buckley. 2014. 2015 Soybean variety yields and production practices. LSU AgCenter Pub. 2269. Online: <http://www.lsuagcenter.com/NR/rdonlyres/25875AF8-6396-4779-B474-CAB1292EA2F1/100610/pub2269SoybeanProductionPractices2015CORRECTED12121.pdf>. Accessed 23 January 2015.
- Levy, R., B. Padgett, J. Lofton, D. Harrell, J. Stevens, D. Stephenson, S. Viator, T. K. Udeigwe, C. Hollier, B. J. Haggard, B. Buckley, J. Davis and P. Bollich. 2013. Soybean: variety yields and populations practices. LSUAgCenter Publ. 2269. (<http://www.lsuagcenter.com/en/communications/publications/Publications+Catalog/Crops+and+Livestock/Soybeans/Soybean+Variety+Yields+and+Production+Practices.htm>). Accessed 20 June 2015.
- Lorenz, G., A. Herbert, and B. R. Leonard. 2015. Part II. Arthropod pests: caterpillars, pp. 139-141. *In* G. L. Hartman, J. C. Rupe, E. J. Sikora, L. L. Domier, J. A. Davis, and K. L. Steffey. (eds.), *Compendium of soybean diseases and pests*, fifth edition. The American Phytopathological Society, St. Paul, MN.
- Loughrin, J. H., A. Manukian, R. R. Heath, and J. H. Tumlinson. 1995. Volatiles emitted by different cotton varieties damaged by feeding beet armyworm larvae. *J. Chem. Ecol.* 21: 1217–1227.
- Masner, L. 1980. Key to genera of scelionidae of the holarctic region, with descriptions of new genera and species (Hymenoptera: Proctotrupoidea). *Mem. Entomol. Soc. Can.* No. 113.

- Masuda T., and Goldsmith P. D. 2009. World soybean production: area harvested, yield, and long-term projections. *Inter. Food Agribus. Man.* 12: 143–161.
- McPherson, R. M. 1996. Relationship between soybean maturity group and the phenology and abundance of stink bugs (Heteroptera: Pentatomidae): Impact on yield and quality. *J. Entomol. Sc.* 31: 199-208.
- McPherson, R. M., and R. M. McPherson. 2000. Stink bugs of economic importance in America north of Mexico. CRC, Boca Raton, FL.
- McPherson, R. M., and L. D. Newsom. 1984. Trap crops for control of stink bugs in soybean. *J. Ga. Entomol. Soc.* 19:470-80.
- McPherson, R. M., G. R. Buss, and P. M. Roberts. 2007. Assessing stink bug resistance in soybean breeding lines containing genes from germplasm IAC-100. *J. Econ. Entomol.* 100: 1456-1463.
- McPherson, R. M., J. W. Todd, and K. V. Yeargan. 1994. Stink bugs, pp.87-90. *In* L. G. Higley and D. J. Boethel (eds.), *Handbook of soybean insect pests*. Entomological Society of America, Lanham, MD.
- McPherson, R. M. M. L. Wells, and G. A. Herzog. 2001. Impact of the early soybean production system on arthropod pest populations in Georgia. *Environ. Entomol.* 30: 76-81.
- Meyer, A., O. Miersch, C. Buttner, W. Dathe, and G. Sembdner. 1984. Occurrence of the plant growth regulator jasmonic acid in plants. *J. Plant Growth Regul.* 3: 1-8.
- Michereff, M. F. F., A. Borges, R. A. Laumann, I. R. Diniz, and M. C. Blassioli-Moraes. 2013. Influence of volatile compounds from herbivore-damaged soybean plants on searching behavior of the egg parasitoid *Telenomus podisi*. *Entomol. Exp. Appl.* 147: 9-17.
- Michereff, M. F., M. M. Filho, M. C. Blassiloli-Moraes, R. A. Laumann, F. R. Diniz, and M. Borges. 2015. Effect of resistant and susceptible soybean cultivars on the attraction egg parasitoids under field conditions. *J. Appl. Entomol.* 139: 207-216.
- Mitchell, P. L., and L. D. Newsom. 1984. Seasonal history of the threecornered alfalfa hopper. (Homoptera: Membracidae) in Louisiana. *J. Econ. Entomol.* 77: 906-914.
- Mitchell, P.L., R. Gupta, A. K. Singh, and P. Kumar. 2004. Behavioral and development effects of neem extracts on *Clavigralla scultellaris* (Hemiptera: Heteroptera: Coreidae) and its egg parasitoid, *Gryon fulviventre* (Hymenoptera: Scelionidae). *J. Econ. Entomol.* 97: 916-923.
- Moraes, M. V. B., R. Laumann, E. R. Sujii, C. Pires, and M. Borges. 2005. Induced volatiles in soybean and pigeon pea plants artificially infested with the Neotropical brown stink bug, *Euschistus heros*, and their effect on the egg parasitoid, *Telenomus podisi*. *Entomol. Exp. Appl.* 115: 227-237.

- Moraes, M. C. B., M. Pareja, R. A. Laumann, C B. Hoffmann-Campo, and M. Borges. 2008. Response of the parasitoid *Telenomus podisi* to induced volatiles from soybean damaged by stink bug herbivory and oviposition. *J. Plant Inter.* 3: 111-118.
- Moraes, M. C. B., R. A. Laumann, M. Pareja, F. T. P. S. Sereno, M. F. F. Michereff, M. A. Birkett, J. A. Pickett, and M. Borges. 2009. Attraction of the stink bug egg parasitoid *Telenomus podisi* to defence signals from soybean activated by treatment with *cis*-jasmone. *Entomol. Exp. Appl.* 131: 178-188.
- Musser, F. R., A. L. Catchot Jr., J. A. Davis, D. A. Herbert, G M. Lorenz, T. Reed,, D. D. Reisig, and S. D. Stewart. 2014. 2013 Soybean insect losses in the southern US. *Midsouth Entomol.* 7: 15-28.
- NASS. 2015. http://www.nass.usda.gov/Statistics_by_Subject/result.php?B037615A-C0F3-3EFE-8EA7-283A22CE793§or=CROPS&group=FIELD%20CROPS&comm=SOYBEANS. Accessed 5 August 2015.
- Okuda, M. S., and Yeargan, K. V. (1988b). Habitat partitioning by *Telenomus podisi* and *Trissolcus euschisti* (Hymenoptera: Scelionidae) between herbaceous and woody host plants. *Environ. Entomol.* 17: 795–798.
- Olaye, A. C., F. Schulthess, T. G. Shanower, and N. A. Bosque-Perez. 1997. Factors influencing the developmental rates and reproductive potential of *Telenomus busseolae* (Gahan) [Hym.; Scelionidae], and egg parasitoid of *Sesamia calamistis* Hampson (Lep.: Noctuidae). *Biol. Control* 8: 15-21.
- Oliveira, E. D. M., and A. R. Panizzi. 2003. Performance of nymphs and adults of *Piezodorus guildinii* (Westwood) (Hemiptera: Pentatomidae) on soybean pods at different development stages. *Brazil. Arch. Biol. Tech.: An Intern. J.* 46: 186-192.
- Orr, D. B., D. J. Boethel, and M. B. Layton. 1989. Effect of insecticide application in soybeans on *Trissolcus basalis* (Hymenoptera: Scelionidae). *J. Econ. Entomol.* 82: 1078-1084.
- Orr, D. B., J. S. Russin, D. J. Boethel, and W. A. Jones. 1986. Stink bug (Hemiptera: Pentatomidae) egg parasitism in Louisiana soybeans. *Environ. Entomol.* 15: 1250-1254.
- Ozawa, R., K. Shiojiri, M. W. Sabelis, and J. Takabayashi. 2008. Maize plants sprayed with either jasmonic acid or its precursor, methyl linolenate, attract armyworm parasitoids, but the composition of attractants differs. *Entomol. Exp. Appl.* 129: 189-199.
- Panizzi, A. R. 1980. Uso de cultivar armadilha no controle de percevejos em soja. *Trigo e soja* 47: 11-14.
- Panizzi, A. R. 1997. Wild hosts of pentatomids: ecological significance and role in their pest status on crops. *Ann. Rev. Entomol.* 42: 99–122.

- Panizzi, A. R. 2013. History and contemporary perspectives of the integrated pest management of soybean in Brazil. *Neotrop. Entomol.* 42: 119-127.
- Panizzi, A. R., and F. Slansky. 1985a. Legume host impact on performance of adult *Piezodorus guildinii* (Westwood) (Hemiptera: Pentatomidae). *Environ. Entomol.* 14: 237-242.
- Panizzi, A. R., and F. Slansky. 1985b. New host plant records for the stink bug *Piezodorus guildinii* in Florida (Hemiptera: Pentatomidae). *Flo. Entomol.* 68: 215-216.
- Panizzi, A. R., and J. G. Smith. 1977. Biology of *Piezodorus guildinii*: oviposition, development time, adult sex ratio, and longevity. *Ann. Entomol. Soc. Am.* 70: 35-39.
- Panizzi, A. R., S. R. Cordoso, and E. D. M. Oliveira. 2000. Status of pigeon pea as an alternative host of *Piezodorus guildinii* (Hemiptera) a pest of soybean. *Flo. Entomol.* 83: 334-342.
- Panizzi, A. R., J. G. Smith, L. A. G. Pereira, and J. Yamashita. 1979. Efeitos dos danos de *Piezodorus guildinii* (Westwood 1837) no rendimento e qualidade de soja. *An. I Semin. Nac. Perq. Soja* 2: 59-78.
- Pare, P. W., and J. H. Tumlinson. 1997. Plant Volatiles as a Defense against Insect Herbivores. *Plant Physiol.* 114: 1161-1167.
- Paz-Neto, A. A., R. B. Querino, and C. B. Margaría. 2015. Egg parasitoids of stink bugs (Hemiptera: Pentatomidae) on soybean and cowpea in Brazil. *Flo. Entomol.* 98: 929-932.
- Penninckx, I. A. M. A., B. P. H. J. Thomma, A. Buchala, J. P. Métraux, and W. F. Broekaert. 1998. Concomitant activation of jasmonate and ethylene response is required for induction of a plant defending gene in *Arabidopsis*. *The Plant Cell* 10: 2102-2113.
- Peterson, R. K. D. 1997. The status of economic-decision-level development. pp. 151-178. *In* L. G. Higley and L. P. Pedigo (eds.) *Economic thresholds for integrated pest management*. University of Nebraska Press. Lincoln, NE.
- Peverieri, G. S., P. Furlan, S. Simoni, W. B. Strong, and P. F. Roversi. 2012. Laboratory evaluation of *Gryon pennsylvanicum* (Ashmead) (Hymenoptera, Platygastridae) as a biological control agent of *Leptoglossus occidentalis* Heidemann (Heteroptera, Coreidae). *Biol. Control* 61: 104-111.
- R Core Team. 2015. R: A language and environment for statistical computing. R foundation for statistical computing, Vienna, Austria. ISBN 3-900051-07-0, URL <http://www.R-project.org/>. Accessed 2 March 2016.
- Rodriguez-Saona, C., S. J. Crafts-Brandner, P. W. Paré, and T. J. Hennesberry. 2001. Exogenous methyl jasmonate induces volatile emissions in cotton plants. *J. Chem. Ecol.* 27: 679-695.

- Ruppel, R.F. 1983. Cumulative insect days as an index of crop protection. *J. Econ. Entomol.* 76: 375-377.
- Russin, J. S., M. B. Layton, D. B. Orr, and D. J. Boethel. 1987. Within-plant distribution of, and partial compensation for stink bug (Heteroptera: Pentatomidae) damage to soybean seed. *J. Econ. Entomol.* 80: 215-220.
- SAS. 2013. PROC user's manual, version 2nd ed. SAS Institute, Cary, NC.
- Silva, J. P. G. F., E. L. L. Baldin, E. S. Souza, V. F. Canassa, and A. L. Lourenção. 2013. Characterization of antibiosis to the redbanded stink bug *Piezodorus guildinii* (Hemiptera: Pentatomidae) in soybean entries. *J. Pest Sci.* 86: 649-657.
- Silva, J. P. G. F., E. L. L. Baldin, V. F. Canassa, E. S. Souza, and A. L. Lourenção. 2014. Assessing antixenosis of soybean entries against *Piezodorus guildinii* (Hemiptera: Pentatomidae). *Arthro. Plant Inter.* 8: 349-359.
- Simpson, M., G. M. Gurr, A.T. Simmons, S. D. Wratten, D.G. James, G. Leeson, and H. I. Nicol. 2011. Insect attraction to synthetic herbivore-induced plant volatile treated field crops. *Agric. For. Entomol.* 13: 45-57.
- Smilanick, J. M., F. G. Zalom, and L. E. Ehler. 1995. Effect of methamidophos residue on the pentatomidae egg parasitoids *Trissolcus basalis* and *T. utahensis* (Hymenoptera: Scelionidae). *Biol. Control.* 6: 193- 201.
- Smith, J. F., R. G. Luttrell, and J. K. Greene. 2009. Seasonal abundance, species composition, and population dynamics of stink bugs in production fields of early and late soybean in south Arkansas. *J. Econ. Entomol.* 102: 229-236.
- Stam, P. A., L. D. Newsom, and E. N. Lambremont. 1987. Predation and food as factors affecting survival of *Nezara viridula* (L.) (Hemiptera: Pentatomidae) in a soybean ecosystem. *Environ. Entomol.* 16: 1211-1216.
- Steffey, K. L. 2015. Part II. Arthropod pests: caterpillars, pp. 136-137. *In* G. L. Hartman, J. C. Rupe, E. J. Sikora, L. L. Domier, J. A. Davis, and K. L. Steffey. (eds.), *Compendium of soybean diseases and pests*, fifth edition. The American Phytopathological Society, St. Paul, MN.
- Stewart, S. D., and A. Catchot. 2015. Part II. Arthropod pests: caterpillars, pp. 149-150. *In* G. L. Hartman, J. C. Rupe, E. J. Sikora, L. L. Domier, J. A. Davis, and K. L. Steffey. (eds.), *Compendium of soybean diseases and pests*, fifth edition. The American phytopathological Society, St. Paul, MN.

- Stoner, D. 1922. Report on the Scutelleroidea collected by the Barbados-Antigua expedition from the University of Iowa in 1918. Univ. Iowa Stud. Nat. Hist. Iowa City, IA. (http://www.archive.org/stream/univeristyofiowa10univ/universityofiowa10univ_djvu.txt). Accessed 23 January 2015.
- Sudarsono, H., J. L. Bernhardt, and N. P. Tugwell. 1992. Survival of immature *Telenomus podisi* (Hymenoptera: Scelionidae) and rice stink bug (Hemiptera: Pentatomidae) embryos after field applications of methyl parathion and carbaryl. J. Econ. Entomol. 85: 375-378.
- Takasu, K., Y. Hirose, and M. Takagi. 1998. Occasional interspecific competition and within-plant microhabitat preference in egg parasitoids of the bean bug, *Ritortus clavatus* (Hemiptera: Alydidae), its egg parasitoids in soybean. Appl. Entomol. Zool. 33: 391-399.
- Tamogami, S., R. Rakwal, and G. K. Agrawal. 2008. Interplant communication: airborne methyl jasmonate is essentially converted into JA and JA-Ile activating jasmonate signaling pathway and VOCs emission. Biochem. Biophys. Res. Commun. 376: 723-727.
- Temple, J. H. 2011. Redbanded stink bug, *Piezodorus guildinii* (Westwood): pest status, control strategies, and management in Louisiana soybean. Ph.D. Dissertation, Louisiana State University, Baton Rouge.
- Temple, J. H., J. A. Davis, S. Micinski, J. T. Hardke, P. Price, and B. R. Leonard. 2013a. Species composition and seasonal abundance of stink bugs (Hemiptera: Pentatomidae) in Louisiana soybean. Environ. Entomol. 42: 648-657.
- Temple, J. H., J. A. Davis, J. Hardke, J. Moore, and B. R. Leonard. 2013b. Susceptibility of southern green stink bug and redbanded stink bug to insecticides in soybean field experiments and laboratory bioassays. Southwest. Entomol. 38: 393-406.
- Temple, J. H., J. A. Davis, J. D. Hardke, P. P. Price, and B. R. Leonard. 2016. Oviposition and sex ratio of the redbanded stink bug, *P. guildinii*, in soybean. Insects doi:[10.3390/insects7020027](https://doi.org/10.3390/insects7020027). Accessed 30 June 2016.
- Thaler, J. S. 1999. Jasmonate-inducible plant defences cause increased parasitism of herbivores. Nature 399: 686-687.
- Tillman, P. G. 2010. Parasitism and predation of the stink bug (Heteroptera: Pentatomidae) eggs in Georgia corn fields. Environ. Entomol. 39: 1184-1194.
- Tillman, P. G. 2011. Natural biological control of stink bug (Heteroptera: Pentatomidae) eggs in corn, peanut, and cotton farmscapes in Georgia. Environ. Entomol. 40: 303-314.
- Tindall, K. V., and K. Fothergill. 2011. First records of *Piezodorus guildinii* in Missouri. Southwest. Entomol. 36: 203-205.

- Todd, J. N. and D. C. Herzog. 1980. Sampling phytophagous Pentatomidae on soybean, pp. 438-478. *In* Kogan, M., and D. C. Herzog (eds.), Sampling methods in soybean entomology. Springer-Verlag, NY.
- Todd, J. W., R. M. McPherson, and D. J. Boethel. 1994. Management tactics for soybean insects pp. 115-117. *In* L. G. Higley and D. J. Boethel [eds.], Handbook of soybean insect pests. Entomol. Soc. Am., Lanham, MD.
- Turchen, L. M., V. Golin, A. R. Butnariu, R. N. C. Guedes, and M. J. B. Pereira. 2015. Lethal and sublethal effects of insecticides on the egg parasitoid *Telenomus podisi* (Hymenoptera: Platygasteridae) *J. Econ. Entomol.* DOI: 10.1093/jee/tov273.
- Tynes, J. S. and D. J. Boethel. 1996. Soybean insect pests, pp. 131-138. *In* J. Honeycutt (ed.), Louisiana soybean handbook, Louisiana Coop. Ext. Serv. Pub. 2624. LSU AgCenter. Baton Rouge, LA.
- Ueda, J. and J. Kato. 1980. Isolation and identification of a senescence promoting substance from wormwood (*Artemisia absinthium* L.). *Plant Physiol.* 66: 246-249.
- USDA. 2015. USDA (United States Department of Agriculture) Foreign Agricultural Service. Circular Series. WAP 5-15. May 2015.
- Vieira, C. R., M. C. B. Moraes, M. Borges, E. R. Sujii, and R. A. Laumann. 2013. *cis*-jasmone direct action on egg parasitoids (Hymenoptera: Scelionidae) and its application in biological control of soybean stink bugs (Hemiptera: Pentatomidae). *Biol. Control.* 64: 75-82.
- Vogt, E. A., and J. R. Nechols. 1993. Responses of the squash bug (Hemiptera: Coreidae) and its egg parasitoid, *Gryon pennsylvanicum* (Hymenoptera: Scelionidae) to three *Cucurbita* cultivars. *Environ. Entomol.* 22: 238-245.
- von Dahl, C. C., and I. T. Baldwin. 2004. Methyl jasmonate and *cis* jasmine do not dispose of the herbivore-induced jasmonate burst in *Nicotiana attenuata*. *Physiol. Plant.* 120: 474-481.
- Von Mérey G.E., N. Veyrat, E. De Lange, T. Degen, G. Mahuku, R. L. Valdez, T. C. J. Turlings, and M. D'Alessandro. 2012. Minor effects of two elicitors of insect and pathogen resistance on volatile emissions and parasitism of *Spodoptera frugiperda* in Mexican maize fields. *Biol. Control* 60:7-15.
- Vyavhare, S. S., M. O. Way, and R. F. Medina. 2014. Stink bug species composition and relative abundance of the redbanded stink bug (Hemiptera: Pentatomidae) in soybean in the Upper Gulf Coast Texas. *Environ. Entomol.* 43: 1621-1627.
- Vyavhare, S. S., M. O. Way, R. A. Pearson, and R. F. Medina. 2015. Redbanded stink bug (Hemiptera: Pentatomidae) infestation and occurrence of delayed maturity in soybean. *J. Econ. Entomol.* DOI:10.1093/jee/tov132.

- Waage, J. K. 1982. Sib-mating and sex ratio strategies in scelionidae wasps. *Ecol. Entomol.* 7: 103-112.
- Wier, A.T., and D. J. Boethel. 1995. Foliage consumption and larval development of three noctuid pests on soybean and cotton. *J. Entomol. Sci.* 30: 359–361.
- Williams, L., C. Rodriguez-Saona, S. C. Castle, and S. Zhu. 2008. EAG-active herbivore-induced plant volatiles modify behavioral responses and host attack by an egg parasitoid. *J. Chem. Ecol.* 34: 1190-1201.
- Willrich, M. M., B. R. Leonard, and D. R. Cook. 2003. Laboratory and field evaluation of insecticide toxicity to stink bugs (Heteroptera: Pentatomidae). *J. Cotton Sci.* 7: 156-163.
- Yeargan, K. V. 1977. Effects of green stink bug on yield and quality of soybean. *J. Econ. Entomol.* 70: 619-622.
- Yeargan, K. V. 1979. Parasitism and predation of stink bug eggs in soybean and alfalfa fields. *Environ. Entomol.* 8: 715-719.
- Yeargan, K. V., J. W. Todd, A. J. Mueller, and W. C. Yearian. 1983. Dynamics of natural enemy populations, pp. 32-38. *In* H. N. Pitre [ed.], *Natural enemies of arthropod pests in soybean*. South. Coop. Ser. Bull. 285.
- Zerbino, M. S., N. A. Altier, and A. R. Panizzi. 2013. Effect of photoperiod and temperature on nymphal development and adult reproduction of *Piezodorus guildinii* (Heteroptera: Pentatomidae). *Flo. Entomol.* 96: 572-582.
- Zerbino, M. S., N. A. Altier, and A. R. Panizzi. 2014. Seasonal occurrence of *Piezodorus guildinii* on different plants including morphological and physiological changes. *J. Pest Sci.* [Link.springer.com/article/10.1007.s10340-014-0630-2](http://link.springer.com/article/10.1007/s10340-014-0630-2).

VITA

Miyanda Nzala Moonga was born in Zambia to parents, Berrings Abel (father) and Dailess Moonga (mother). She attended the University of Zambia for both her Bachelor of Science and Master of Science degrees. In 2010, she enrolled at Louisiana State University, Baton Rouge, Louisiana to pursue a PhD in Entomology under the guidance of Dr. Jeffrey A. Davis in the Soybean Entomology Laboratory.